



JAMMIN'



LEFT TO RIGHT:
Erick Strickland, Terrance Badgett,
Jaron Boone and Melvin Brooks

**1994-95 NEBRASKA MEN'S
BASKETBALL MEDIA GUIDE**

\$5 TAX INCLUDED



Nebraska players celebrate the school's first-ever Phillips 66 Big Eight Tournament title.



Nebraska's Eric Piatkowski was the Most Valuable Player of the 1994 Phillips 66 Big Eight Tournament. Piatkowski, the first Husker player to earn the honor, finished his career as the second-leading scorer in school history and earned first-team All-Big Eight honors as a junior and senior.

Coach Danny Nee is the only coach in school history to take four Husker squads to the NCAA Tournament, guide four 20-game winners and coach a Big Eight Tournament championship team.



NU's Championship Run

Nebraska 105, Oklahoma	88
Nebraska 98, Missouri	91
Nebraska 77, Oklahoma State	68

INSIDE:

GENERAL INFORMATION

1994-95 Quick Facts, Schedule	2
Athletic Staff Directory	3
Media Policies	4-5
Travel Plans and Rule Changes	6
Postseason Tournament Dates and Sites	7
Nebraska Basketball, A-Z	8-9
Nebraska Media Outlets	10

NEBRASKA, THE GOOD LIFE

Nebraska in the Spotlight--National Coverage	12
Game Day at Nebraska--Where the Magic Begins	13
Nebraska Facilities--Second to None	14-15
Nebraska Academic Programs--The Nation's Best	16-19
University of Nebraska--The Place to Be	20
Lincoln, an All-America City	21-22

1994-95 PREVIEW

Roster	24
Prospectus, Husker Notes	25-29
Radio and Television Roster	30

MEET THE HUSKERS

Melvin Brooks	32-33
Terrance Badgett	34-35
Jaron Boone	36-37
Jason Glock	38-39
Erick Strickland	40-41
Mikki Moore	42-43
Chad Ideus	44
Andy Markowski	45
Leif Nelson	46
Chester Surlis	47
Chris Sallee	48
Lee Steinbrook	49
Tom Wald	50

COACHING/UNIVERSITY STAFF

Danny Nee	52-56
Gary Bargaen	57
Jimmy Williams	58
Jeff Smith	59
Basketball Support Staff	60
Chancellor Graham Spanier	61
Athletic Director Bill Byrne	62
Athletic Department Staff	63-65
The Big Eight	66

OPPONENTS '94-95

Non-Conference Opponents, Series Records, Ameritas History	68-84
Big Eight Conference Opponents and Series Records	86-99
Big Eight Tournament Records	100-102

1993-94 REVIEW

Season Review	104-105
Statistics and Results	106
Highs and Lows, Honors	107-108
Big Eight Statistics	109-111
Box Scores	112-122
Jack Moore Award	122

RECORDS

Individual Records	124-127
Team Records	128-129
Season and Career Leaders	130-142
Devaney Center Records	143-146
Postseason Tournament Records and Boxscores	147-156

HISTORY

Program History	158-159
1,000-Point Club	160-162
30-Point Club	163
Hall of Fame	164
Honor Roll	165
Lettermen	166-167
Coaches Records	168
All-Time Results	170-186
TV Log, The Last Time	187-188



Nebraska has much to offer student-athletes including top-notch facilities, coaches, athletic and academic programs and a beautiful college campus and city. To learn more about the Nebraska athletic program, please see pages 12-22.



The Huskers' hopes for a fifth-straight NCAA Tournament bid and a successful defense of their Phillips 66 Big Eight Tournament title will rest on the shoulders of six returning letterwinners. For a season preview, please see pages 24-30.



One of six returning letterwinners from last year's 20-10 team, Melvin Brooks is the only senior on the 1994-95 NU squad. Please see pages 32-50 for more information on Nebraska's players.



Head Coach Danny Nee has led Nebraska to four-consecutive NCAA Tournament appearances and six postseason tournament appearances in eight seasons. For more information on the NU Coaches and staff, see pages 52-66.

CREDITS

The 1994-95 Nebraska Men's Basketball Media/Recruiting Guide was written and edited by Nick Joos with assistance from the Nebraska Sports Information office including Chris Anderson, Dave Ebb, Keith Mann and the Husker Basketball Office. Photo credits to Tom Slocum and Richard Vogues, UNL Photo Productions; Jeff Bundy, Jim Burnett, Rich Janda, and Bill Batson Omaha World-Herald; Ted Kirk, Robert Becker, Harold Dreimanis, Gail Folda, Lincoln Journal-Star; Dave Finn, Dennis Hubbard, Lu Pavelka, free lance. Thanks to Janet Denison of Pickering Boe for her artistic assistance on the covers. Cover photos by Alan Jackson, Acton. Designed on Aldus PageMaker. Printed by UNL Printing and Duplicating.

1994-95 HUSKER QUICK FACTS

1993-94 Overall Record 20-10, NCAA Tournament Participant
 1994 NCAA Tournament Result Lost in first round to Pennsylvania, 90-80
 1994 Big Eight Record/Finish 7-7/Fourth
 1994 Big Eight Tournament Finish First, 3-0
 Lettermen Returning/Lost 6/4
 Starters Returning (2): Jaron Boone (G, 6-6, Jr., 12.2 ppg, 2.6 rpg); Terrance Badgett (F, 6-6, Jr., 8.6, 4.6)
 Other Returning Lettermen (4): Erick Strickland (G, 6-3, Jr., 10.7, 3.4); Melvin Brooks (F, 6-8 1/2, Sr., 4.8, 4.3); Jason Glock (G, 6-5, Jr., 4.3, 1.8); Mikki Moore (C, 6-11, So., 2.2, 0.9)
 Starters Lost (3): Eric Piatkowski (G, 6-7, 21.5, 6.3); Bruce Chubick (F, 6-7 1/2, 11.7, 7.3); Jamar Johnson (G, 5-11 1/2, 11.0, 2.9)
 Other Letterman Lost (1): Tom Best (F, 6-9, 4.2, 5.0)
 Other Returning (1): Lee Steinbrook (G, 6-4, 2.0, 0.8)
 1994-95 Newcomers (6): Chad Ideus (F, 6-6 1/2, Fr.); Andy Markowski (F, 6-8, Fr.); Leif Nelson (C, 6-11, Fr.); Chris Sallee (C, 6-10, Jr.); Chester Surles (F, 6-7, Fr.); Tom Wald (G, 6-0, Jr.)
 Percentage of Scoring Returning: 46.0 (1,205 of 2,620 points)
 Percentage of Rebounding Returning: 44.4 (494 of 1,120 rebounds)

RETURNING 1993-94 NU STATISTICAL LEADERS

Field Goal Percentage: Terrance Badgett, .500
 3-Point Percentage: Jaron Boone, *.368
 Free Throw Percentage: Erick Strickland, *.811 (seventh in Big Eight)
 Rebounding: Terrance Badgett, 4.6 rpg
 Scoring: Jaron Boone, 12.2 ppg (tie-17th in Big Eight)
 Assists: Jaron Boone, 123 (tie-ninth in Big Eight)
 Steals: Erick Strickland, *60 (third in Big Eight)
 Blocked shots: Terrance Badgett, *26 (eighth in Big Eight)
 *Indicates led team

NEBRASKA IN 1993-94 BIG EIGHT CONFERENCE STATISTICS

Category	All Games	Conference Games
Team Offense	87.3 ppg/2nd	87.1 ppg/2nd
Team Defense	80.6 ppg/7th	84.9 ppg/6th
Team Scoring Margin	+6.7 ppg/5th	+2.2 ppg/4th
Team Rebound Margin	+1.2 rpg/5th	-3.9 rpg/7th
Team Field Goal Percentage	.483/3rd	.474/3rd
Team 3-Point Percentage	.343/6th	.352/6th
Team Free Throw Percentage	.744/2nd	.781/1st

CORNHUSKER ODDS & ENDS

Tallest Players: Mikki Moore, 6-11; Leif Nelson, 6-11
 Shortest Player: Tom Wald, 6-0
 Average Height: 6-6
 Heaviest Player: Leif Nelson, 272
 Lightest Players: Lee Steinbrook, 177
 Average Weight: 206
 Senior: Melvin Brooks
 Juniors: Terrance Badgett, Jaron Boone, Jason Glock, Chris Sallee, Lee Steinbrook, Erick Strickland, Tom Wald
 Sophomore: Mikki Moore
 Freshmen: Chad Ideus, Andy Markowski, Leif Nelson, Chester Surles
 Centers: Mikki Moore, Leif Nelson, Chris Sallee
 Forwards: Terrance Badgett, Melvin Brooks, Chad Ideus, Andy Markowski
 Guards: Jaron Boone, Jason Glock, Chester Surles, Lee Steinbrook, Erick Strickland, Tom Wald
 By State: Nebraska (6)—Terrance Badgett, Omaha; Jason Glock, Wahoo; Chad Ideus, Adams; Andy Markowski, Ord; Erick Strickland, Bellevue; Lee Steinbrook, Columbus; Arizona--(1) Chris Sallee, Scottsdale; California(1)--Leif Nelson, Riverside; Michigan (1)—Chester Surles, Saginaw; Minnesota (1) -Tom Wald, Brooklyn Park; North Carolina (1)--Melvin Brooks, Elizabeth City; South Carolina (1)--Mikki Moore, Gaffney; Utah (1) —Jaron Boone, Salt Lake City

1994-95 SCHEDULE

Date	Opponent
11/4	*Verich Reps, 7:05 p.m.
11/16	*Russian Red Army, 7:05 p.m. San Juan Shootout
11/25	Northeast Louisiana, 5 p.m.
11/26	Va. Tech/Montana State, TBA
11/27	Illinois/Ala.-Birmingham/College of Charleston/American-P.R., TBA Ameritas Classic
12/2	Morehead State, 6:30 p.m. Idaho St. vs. So. Miss., 8:30 p.m.
12/3	Consolation, 1 p.m. Championship, 3:10 p.m.
12/7	Creighton, 7:05 p.m.
12/10	Michigan State, 1:05 p.m. (ABC)
12/17	Western Illinois, 8:05 p.m.
12/21	Northeastern Illinois, 7:05 p.m.
12/22	at Northern Iowa, 7:05 p.m.
12/29	Delaware State, 7:05 p.m.
12/31	Appalachian State, 1:05 p.m. 1/4 at Texas, 7:30 p.m.
1/7	Missouri, TBA (CSM)
1/9	at Long Beach St., 11 p.m. (ESPN)
1/12	Kansas State, 6:30 p.m. (ESPN)
1/18	at Missouri-Kansas City, 7:30 p.m.
1/23	at Kansas, 8:30 p.m. (ESPN)
1/28	at Oklahoma, 2:50 p.m. (CSM)
2/1	Oklahoma State, 8:05 p.m. (CSM)
2/5	Oklahoma, 12:30 p.m. (ABC)
2/8	at Colorado, 8:05 p.m.
2/11	at Iowa State, 12:45 p.m. (CSM)
2/14	Kansas, 8:05 p.m. (ESPN2/CSM)
2/18	at Oklahoma State, 2:50 p.m. (CSM)
2/22	at Missouri, 7:05 p.m.
2/25	Colorado, 12:45 p.m. (CSM)
3/1	at Kansas State, 7:05 p.m.
3/5	Iowa State, 12:30 p.m. Phillips 66 Big Eight Tournament March 10-11-12, Kansas City, Mo.

All times listed are Central.

1994 BIG EIGHT STANDINGS

Team	All	Big Eight
Missouri	28-4	14-0
Oklahoma State	24-10	10-4
Kansas	27-8	9-5
Nebraska	20-10	7-7
Oklahoma	15-13	6-8
Kansas State	20-14	4-10
Iowa State	14-13	4-10
Colorado	10-17	2-12

In 1993-94, the Big Eight posted the nation's best record vs. non-league opponents at 86-19 (.819), and recorded its third-straight .800 winning percentage vs. non-league foes.

BIG EIGHT IN TOURNAMENT PLAY

Kansas: 2-1 in NCAA Tournament
 Oklahoma St.: 1-1 in NCAA Tournament
 Nebraska: 0-1 in NCAA Tournament
 Kansas St.: 3-2 in NIT
 Missouri: 3-1 in NCAA Tournament
 Oklahoma: 0-1 in NIT

NEBRASKA ATHLETIC STAFF DIRECTORY

ADMINISTRATION & STAFF

Office Phone (Area Code 402)

General Athletic Department	472-4224
Chancellor: Dr. Graham Spanier	472-2116
President: Dr. L. Dennis Smith	472-2111
Institutional Representative: Dr. James O'Hanlon	472-5400
Athletic Director: Bill Byrne	472-3011
Athletic Director Emeritus: Bob Devaney	472-5451
Senior Associate AD/Compliance: Al Papik	472-2042
Associate AD/Public Relations: Don Bryant	472-5959
Associate AD/Senior Women's Administrator: Dr. Barbara Hibner	472-6460
Associate AD/Football Operations: Steve Pederson	472-3116
Associate AD/External Operations: Chris Peterson	472-0774
Assistant AD/Director of Athletic Performance: Boyd Epley	472-3333
Assistant AD/Academic Programs & Student Services: Dennis Leblanc	472-2042
Assistant AD/Head Football Coach: Tom Osborne	472-3116
Assistant AD/Facilities & Events: Joe Selig	472-1960
Assistant AD/Business & Finance: Gary Fouraker	472-2273
Ticket Manager: Cindy Bell	472-3111
Marketing Director: Heidi Cuca	472-4645
Events Manager: Butch Hug	472-1960
Facilities Manager: John Ingram	472-1960
Director of Athletic Development: Jack Pierce	472-2367
Administrative Services Manager: Norma Knobel	472-2273
Accounting Manager: Craig Busboom	472-2273
Athletic Department Fund-Raisers: Jon Bostick, Paul Meyers, Marc Munford	472-2367
Assistant to the Director of Athletic Development: Monica Kelly	472-0774
Video Operations Director: Dave Finn	472-3111
Video Production Specialist: Jeff Schmahl	472-4645
Devaney Center Superintendent: Doug Lillie	472-1132
Devaney Center Administrative Coordinator: Orval Borgialli	472-1132
Devaney Center Equipment Manager: Mel Worster	472-1416

BASKETBALL STAFF

Head Basketball Coach: Danny Nee	472-2265
(Secretary Ellen Shutts)	
Assistant Coach: Gary Bargaen	472-2265
Assistant Coach: Jimmy Williams	472-2265
Assistant Coach: Jeff Smith	472-2265
(Secretary Kris Strand)	

SPORTS INFORMATION OFFICE STAFF

Sports Information Director: Chris Anderson	472-2263
Associate SID/Basketball Contact: Nick Joos	472-2263
Assistant SID: George Mauzy	472-2263
Assistant SID: Kevin Best	472-2263
(Secretary Vicki Cartwright)	

MEDICAL STAFF

Director of Athletic Medicine: Dr. Lonnie Albers	472-2276
Chief of Staff/Orthopedic Surgeon: Dr. Pat Clare	472-2276
Orthopedists: Dr. Robert Dugas, Dr. Matt Reckmeyer, Dr. Tom Heiser	
Head Football Trainer: George Sullivan, RPT	472-2276
Head Trainer/Physical Therapist: Jerry Weber, RPT	472-2276
Assoc. Dir. of Athletic Medicine/Basketball Trainer: Jack Nickolite, PA	472-2276
Assoc. Trainer: Doak Ostergard	472-2276
Asst. Trainer/Physical Therapist: Duke LaRue, RPT	472-2276

ACADEMIC PROGRAMS STAFF

Interim Assistant Director: Keith Zimmer	472-2042
Coordinator of Athletic and Academic Enrichments: Sonya Varnell	472-2042
Academic Counselor: Trina Kudlacek	472-2042

GENERAL INFORMATION

Location: Lincoln, Neb.
 Population: 200,000
 Founded: 1869
 Enrollment: 24,000
 Arena: Bob Devaney Sports Center
 Year Opened: 1976
 Capacity: 14,302
 Surface: Wood
 Press row phone: 402-472-2279
 Nickname: Cornhuskers, Huskers
 Colors: Scarlet & Cream
 Conference: Big Eight
 Chancellor: Dr. Graham Spanier
Institutional Representative:
 Dr. James O'Hanlon
Athletic Director: Bill Byrne
Head Coach: Danny Nee
Assistant Coaches: Gary Bargaen, Jimmy Williams, Jeff Smith
Sports Information Director:
 Chris Anderson
Home Phone: 402-467-4678
Assoc. SID/Basketball Contact:
 Nick Joos
Home Phone: 402-474-1856
Assistant SID: George Mauzy
Home Phone: 402-474-2195
Assistant SID: Kevin Best
Home Phone: 402-476-3986
SID FAX Phone: 402-472-2005
SID Mailing Address: P.O. Box 880123, Lincoln, NE 68588-0123



The University of Nebraska Department of Intercollegiate Athletics, as an integral part of the University's educational mission, is committed to a comprehensive athletics program, Dedicated to Excellence.

ADMINISTRATION

Board of Regents

Robert Allen, Hastings
 Donald S. Blank, D.D.S., McCook
 Nancy Hoch, Nebraska City
 John W. Payne, Kearney
 Nancy O'Brien, Ph.D., Waterloo
 Margaret Robinson, Norfolk
 Rosemary Skrupa, J.D., Omaha
 Charles Wilson, M.D., Lincoln

Student Regents

Andrew Loudon, UNL
 Alan Linderman, UNMC
 Matt Schulz, UNO
 Jennifer Prince, UNK
President: Dr. L. Dennis Smith

It is the policy of the University of Nebraska-Lincoln not to discriminate on the basis of sex, age, handicap, race, color, religion, marital status, veteran's status, national or ethnic origin, or sexual orientation.

MEDIA INFORMATION & POLICIES

The 1994-95 Nebraska Media Guide is designed to assist the media in its coverage of Husker basketball this winter. Additional information, including releases, photographs, slides and video tape may be obtained by contacting the Sports Information Office at (402) 472-2263. Please take a moment to review the following policies and services which are intended to assist you in your coverage of Nebraska basketball this season.



*Chris Anderson
SID*



*Nick Joos
Assoc. SID*



*George Mauzy
Asst. SID*



*Kevin Best
Asst. SID*



*Vicki Cartwright
SID Secretary*

Media Credentials: All requests for press, broadcast, photo and parking credentials for Nebraska basketball home games should be directed to Nick Joos, Associate Sports Information Director, 116 South Stadium, Lincoln, Neb., 68588-0123. Requests must be made in writing on appropriate letterhead at least one week prior to the game. Requests via fax are acceptable (see fax information below). As a general rule, working space is allocated on the following basis: (1) daily newspaper and wire-service writers covering for next-day publication; (2) radio and television personnel for broadcast origination; (3) sports editors of Nebraska daily newspapers; (4) official school student daily newspaper, one seat only; (5) approved special coverage.

Media Will Call: Media passes which are not mailed may be picked up at the will-call window, located under the south ramp of the Bob Devaney Sports Center. The will-call window opens 90 minutes before tipoff. Identification is required to pick up credentials or tickets.

Media Parking: Parking for the media is located adjacent to the Bob Devaney Sports Center on the south side. The south street lot is accessible from Court Street, between 14th and 17th Streets.

Devaney Center Directions: The Bob Devaney Sports Center is located on the west edge of the Nebraska State Fairgrounds. To reach it from the Lincoln Municipal Airport, turn right on Northwest 12th Street as you drive out of the airport. Northwest 12th Street becomes Cornhusker highway, which intersects with 14th Street. Exit south on 14th Street off Cornhusker Highway. Travel to Court Street, turn left, and go two blocks east to the arena, which is on the north side of Court Street. From Omaha's Eppley Airfield, follow the signs to downtown Omaha and I-480. Take I-480 west to I-80, then take I-80 west approximately 60 miles to I-180. Exit South on I-180, then exit east to Cornhusker Highway and follow the instructions above.



Player Interviews: All media requests for interviews with Nebraska basketball players should be directed to Associate SID Nick Joos (office phone: 402-472-2263; home phone: 402-474-1856) at least one day in advance. Players are usually available for telephone interviews early afternoons and evenings, except game days. The best time for in-season interviews is after practice at the Bob Devaney Sports Center. With advance notice, interviews can be arranged for other hours.

Nee Interview Time: The best time to reach Coach Danny Nee for an interview is weekdays from 11:30 a.m. to noon, Central time. Interviews with Coach Nee should be scheduled through the Sports Information Office. Coach Nee's office telephone number is 402-472-2265. During the season, Nee will host a weekly press conference at the Bob Devaney Sports Center on the following dates--Nov. 21, Dec. 1, 5, 15, 20; Jan. 5, 11, 17, 25, 31; Feb. 7, 13, 21, 28; March 8 and 13. Nee will also participate in the weekly Big Eight Conference telephonic press conferences at 11:35 a.m. (Central), beginning Nov. 28. Contact the Big Eight Service Bureau, 816-471-5088, for more information.

Postgame Interviews: The Nebraska postgame locker room is closed to the media. For home games, Nebraska's postgame news conference will be held following a brief cooling off period in the "ready" room, located adjacent to the Huskers' locker room in the Bob Devaney Sports Center. The "ready" room can be reached off the hallway at the southwest corner of the playing floor. The visiting team is usually headquartered in the central locker room, located off the hallway at the northeast corner of the playing floor. On the road, after the cooling off period, Nee and Nebraska players will be available outside the Huskers' locker room.

Press Row Location: Press row for Nebraska basketball games is located on the south sideline of the playing floor, opposite the team benches. The old press box, located above section C-12 on the south side of the arena, is used as an overflow area. The camera deck is located at the top of the arena, directly behind the old press box. Television crews broadcasting live may shoot from

either floor level or the camera deck, but they may not occupy space in the C-12 press area. The press room is located off the hallway at the southeast corner of the playing floor.

Media Services: Pregame notes (including statistics), programs and media guides will be provided prior to each game. Play-by-play sheets, final statistics, coach and player quotes from each locker room will be distributed. Starting one-and-one-half hours before tipoff, refreshments will be served in the press room. A Sports Information Office representative will be in the Press Room until all writers have filed.

Radio/Television Broadcast Space: Requests for live radio and television broadcast space and credentials should be made to Nick Joos, Associate Sports Information Director, 116 South Stadium, University of Nebraska, Lincoln, Neb., 68588-0123, telephone 402-472-2263. If statisticians are needed, please contact the Sports Information Office at least three days in advance.

Broadcast Rights: The University of Nebraska-Lincoln and the Nebraska Sports Network own exclusive radio broadcast rights to all of the University's men's basketball games played in the Bob Devaney Sports Center. Other than the Nebraska Sports Network and the University of Nebraska student station (KRNU), the only stations or networks which will be allowed to broadcast Nebraska games from the Devaney Center are those which have rights to broadcast games played by the opposing team. All radio stations and networks broadcasting from the Bob Devaney Sports Center must sign a contract with the University and are subject to a rights fee. Any representative of a radio station or network that has not purchased such rights shall not air live game action or description of any game while it is in progress, nor shall such representatives air tape-recorded or live commentary of Nebraska coaches or players for one hour before or after a game. Only stations which have purchased broadcast rights may install telephones on press row, or use telephones on press row for reporting on games. By accepting media credentials, representatives of stations and networks which have not purchased broadcast rights signify their agreement to the above stipulations.

Telephones: Nebraska provides four modular telephones in the Bob Devaney Sports Center Press Room. All long distance calls must be credit card, collect or billed to a third number. Any media source wishing to place a telephone on press row should contact University of Nebraska Telecommunications (402-472-2000) at least two weeks prior to the game.

Broadcast Telephone Lines: Visiting radio stations are welcome to have their own telephone lines installed on press row and may do so by contacting University of Nebraska Telecommunications (402-472-2000). However, the Nebraska Sports Network installs additional telephone lines for visiting official broadcasts and charges a fee for the use of those lines for non-conference games (Big Eight official stations receive the use of the lines free of charge as part of a cooperative). Stations interested in using the lines should contact Kent Pavelka at flagship station KFAB (402-556-8000).

Pro Scouting Passes: Per Big Eight Conference rules, the University of Nebraska does not provide press row access or media credentials for scouts of professional basketball teams. Scouts may arrange through the Sports Information Office (402-472-2263) to purchase tickets for Nebraska home games. The tickets may be picked up at the will-call window.

Sports Information Office: The University of Nebraska Sports

Information Office is located in Room 116 of the South Stadium Building, which is located at the south end of Memorial Stadium at 10th and T Streets. The South Stadium Building is approximately one mile from the Devaney Center.

Fax Access: The Nebraska Sports Information Office has an automatic facsimile machine which can transmit or receive documents. The phone number for the fax is 402-472-2005. A facsimile machine is available in the Bob Devaney Sports Center following the game, and Sports Information Office personnel will send box scores free of charge as time permits. Nebraska and all Big Eight Conference schools are participating in a conference-wide fax-back system, where interested parties may call directly and have releases, notes and statistics faxed to their machine. There will be no charge to the receiver, other than the normal cost of the long distance call. Please contact the Nebraska Sports Information Office (402-472-2263) or the Big Eight Conference (816-471-5088) for more information. To access Fax-on-Demand, call 404-399-3066. The Big Eight code is 232, while Nebraska's release/game notes/statistics can be found under 1865 and the Huskers' most-recent box score under 1867. Box scores will be updated immediately after home games and as soon as possible on away games.

NEBRASKA SPORTS NETWORK



Kent Pavelka



Rich Roberts

The Nebraska Sports Network will be on the air for the 12th season in 1994-95 with a total of 22 stations, including flagship station KFAB in Omaha. KFAB began broadcasting Husker football in 1926 and has held the exclusive broadcast rights to University of Nebraska football and men's basketball games since 1983. KFAB was awarded a new three-year contract in the fall of 1992.

KFAB's Kent Pavelka returns as the play-by-play voice of Nebraska basketball. A 1971 Nebraska graduate, Pavelka called Husker basketball play-by-play for 15 years from 1975 through 1989, then rejoined the Network two years ago. Pavelka, sports director and operations manager at KFAB, has been a part of NU football broadcasts for 21 seasons, and has been the play-by-play voice of the Huskers for the last 11 years. He is a six-time Nebraska Sportscaster-of-the-Year winner. KMTV Sports Director Rich Roberts enters his second season as the Network's color commentator for home games, while Husker Associate Sports Information Director Nick Joos serves in a similar capacity when NU hits the road.

1994-95 NETWORK STATIONS

Ainsworth, KBRB (1400)	Kimball, KIMB (1260)
Alliance, KCOW (1400)	Lexington, KRVN (880)
Beatrice, KWBE (1450)	Lincoln, KLIN (1400)
Broken Bow, KCNI (1280)	McCook, KICX (95.9)
Chadron, KCSR (610)	Norfolk, KNEN (94.7)
Columbus, KKOT (93.5)	North Platte, KELN (97.1)
Falls City, KTNC (1230)	Omaha, KFAB (1110)
Grand Island, KRGJ (1430)	Scottsbluff, KNEB (960)
Hastings, KHAS (1230)	Sidney, KSID (1340)
Holdrege, KUVR (1380/94.7)	Valentine, KVSH (940)
Kearney, KKRK (1460)	

HUSKER TRAVEL PLANS

San Juan Shootout

Nov. 22-28
Commercial Airline
Condado Plaza
(809) 721-1000

Texas

Jan. 3-5
Commercial Airline
Austin Marriott
(512) 478-1111

Missouri-Kansas City

Jan. 17-18
Charter Bus
The Radisson
(800) 221-3855

Oklahoma

Jan. 27-28
Charter Search Network
Norman Shearton
(405) 364-2882

Iowa State

Feb. 10-11
Charter Bus
Gateway Inn
(515) 292-8600

Missouri

Feb. 21-22
GP Express Charter
Holiday Inn Executive Center
(314) 445-8531

Big Eight Tournament

March 9-12
Charter Bus
Hyatt Regency
(816) 421-1234

Northern Iowa

Dec. 21-22
GP Express
Holiday Inn
(319) 277-2230

Long Beach State

Jan. 8-10
Commercial Airline
Long Beach Marriott
(310) 425-5210

Kansas

Jan. 22-23
GP Express Charter
Holiday Inn
(913) 841-7077

Colorado

Feb. 7-8
GP Express Charter
Holiday Inn
(303) 443-3850

Oklahoma State

Feb. 17-18
Charter Search Network
Holiday Inn
(405) 372-0800

Kansas State

Feb. 28-March 1
Charter Bus
Holiday Inn
(913) 539-5311

NCAA RULE CHANGES

1-4/Eliminated the inner circle at midcourt.

1-16/Voted to prohibit logos and/or names of any kind on the backboard; logos are also prohibited on or attached to the shot clock.

2-1/Eliminated requirement for officials to signal the point value of a successful two-point field goal.

3-5/Voted to prohibit the placement of any patch (commemorative or otherwise) on the game jersey.

3-6/Voted to allow pliable (soft) plastic to be used as protective covering for injury.

5-2, 4-36/Voted to restrict scoring to a tap-in when three-tenths (.3) seconds or less remain on the game clock or shot clock.

5-10/Determined that a player whose uniform has blood on it does not have to leave the game if medical personnel judges the uniform to be nonsaturated.

9-11/Expanded backcourt violation exceptions to a defensive player who receives the ball while in the air.

10-11/Expanded the fighting rule to include coaches and team personnel.

Points of Emphasis:

Major: Conduct of players and coaches, especially regarding language, decorum and unsportsmanlike conduct.

Additional: Traveling, hand checking, post play, hanging on the rim.


MEN'S APPROVED EXPERIMENTATION

Rules experimentation for regular-season play only, not NCAA championship play, was approved by the rules committee. Permission for a conference to use any or all experimentation must be granted by the chair of the research sub-committee, William Scanlon, Union College. Following is the experimental rule for the 1994-95 season:

1. Teams will be allowed one timeout of 20 seconds duration in each half of regulation play.

Men's Basketball Rules Committee: George Raveling, Southern Cal, Chairman; Henry Nichols, Secretary-Rules Editor; Pete Gillen, Providence; Clem Haskins, Minnesota; Laurence Keating, Seton Hall; Herbert Kenny, Wesleyan University; Edward Markey, St. Michael's; Gene Mehaffey, Ohio Wesleyan; Joey Meyer, DePaul; William Scanlon, Union; Bob Vanatta, Sunshine Conference; Ed Bilik, Springfield College; Tom Bryant, Centre College; Clint Bryant, Augusta College.

NCAA Division I Men's Basketball Tournament Committee: Dr. Robert Frederick, Kansas, Chair; McKinley Boston, Minnesota; Jake Crouthamel, Syracuse; Rudy Davalos, New Mexico; DeLoss Dodds, Texas; Charles Harris, Arizona State; Terry Holland, Davidson; Ralph McFillen, Metro Collegiate Conference; C.M. Newton, Kentucky.



1995 POSTSEASON TOURNAMENT SITES, DATES

1995 NCAA TOURNAMENT FIRST AND SECOND ROUNDS

March 16 & 18, Tip-off times TBA on March 13, 1995
(Thursday & Saturday)

East: Baltimore Arena, Baltimore, Md.
Southeast: The Pyramid, Memphis, Tenn.
Midwest: Dayton Arena, Dayton, Ohio
West: Jon Huntsman Center, Salt Lake City, Utah

March 19 & 20, Tip-off times TBA on March 13, 1995
(Friday & Sunday)

East: Knickerbocker Arena, Albany, N.Y.
Southeast: Tallahassee-Leon County Civic Center, Tallahassee, Fla.
Midwest: Frank Erwin Center, Austin, Texas
West: Boise State Pavilion, Boise, Idaho

REGIONALS

March 23 & 25, Tip-off times TBA on March 20, 1995
(Thursday & Saturday)

Southeast: Birmingham Civic Center, Birmingham, Ala.
West: Oakland-Alameda County Coliseum, Oakland, Calif.

March 24 & 26, Tip-off times TBA on March 20, 1995
(Friday & Sunday)

East: Meadowlands Arena, East Rutherford, N.J.
Midwest: Kemper Arena, Kansas City, Mo.

FINAL FOUR

April 1 & 3,
Tip-off 4:42 p.m. (CST) on April 1, 8:12 p.m. (CST) on April 3, 1995
(Saturday & Monday)
The Kingdome, Seattle, Wash.

FUTURE FINAL FOUR SITES

- 1996 Meadowlands Arena, E. Rutherford, N.J. (March 30, April 1)
- 1997 RCA Dome, Indianapolis, Ind. (March 29-31)
- 1998 Alamo Dome, San Antonio, Texas
- 1999 Suncoast Dome, St. Petersburg, Fla.
- 2000 RCA Dome, Indianapolis, Ind.
- 2001 H.H.H. Metrodome, Minneapolis, Minn.
- 2002 Georgia Dome, Atlanta, Ga.

1995 NIT SITES, DATES

- First Round: Campus Sites, March 15-17
- Second Round: Campus Sites, March 20-21
- Third Round: Campus Sites, March 22-23
- Semifinals: Madison Square Garden, New York, N.Y., March 27
- Finals: Madison Square Garden, New York, N.Y., March 29

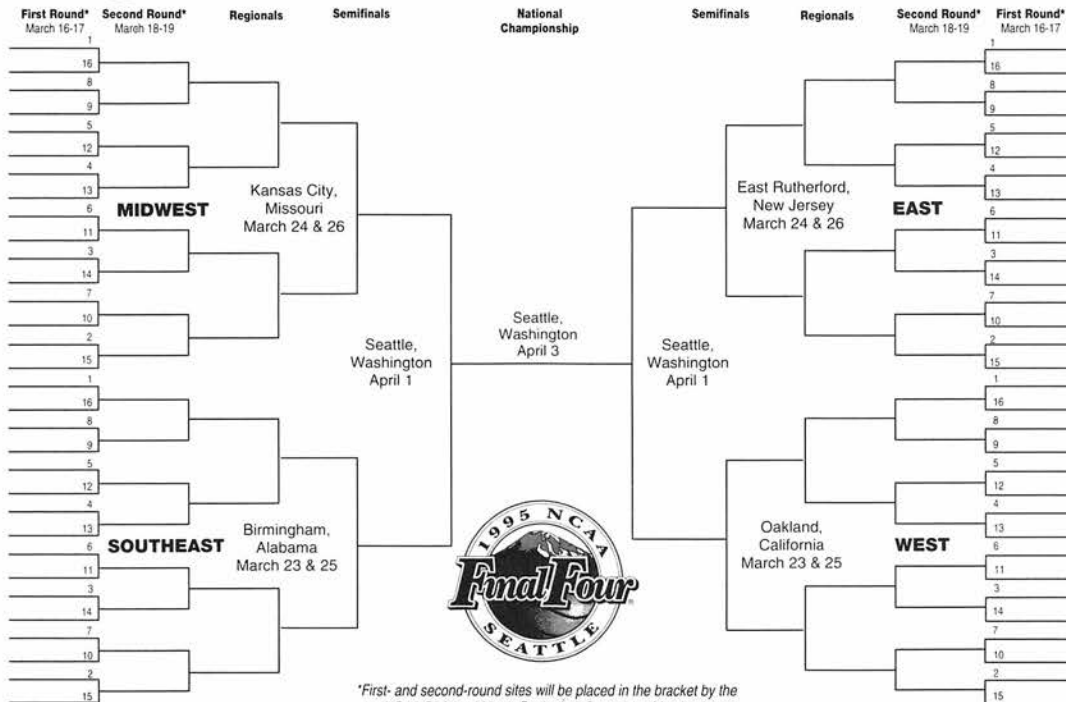
THE BIG EIGHT IN POSTSEASON PLAY

Team	NCAA			NIT			Overall		
	App.	W-L	Pct.	App.	W-L	Pct.	App.	W-L	Pct.
Kansas	23	49-23	.681	2	3-2	.600	25	52-25	.675
Oklahoma	13	20-13	.606	6	9-6	.600	19	29-19	.604
Oklahoma State	13	21-12	.636	6	5-7	.417	19	26-19	.578
Colorado	8	8-10	.444	3	7-2	.778	11	15-12	.556
Kansas State	21	27-25	.519	3	4-4	.500	*25	31-30	.508
Nebraska	5	0-5	.000	8	11-8	.579	12	11-13	.458
Iowa State	7	4-7	.364	1	0-1	.000	8	4-8	.333
Missouri	15	12-15	.444	3	0-3	.000	*18	12-19	.387

*Includes 0-1 record in Commissioner's Invitational Tournament. NCAA District playoff games are not included in NCAA Tournament records.



1995 National Collegiate Division I Men's BASKETBALL CHAMPIONSHIP



*First- and second-round sites will be placed in the bracket by the NCAA Division I Men's Basketball Committee March 12.

© 1985, 1995 National Collegiate Athletic Association

NEBRASKA BASKETBALL FROM A TO Z ...

A

ABC-TV-Nebraska is scheduled for two network appearances this season, against Michigan State (Dec. 10) and Oklahoma (Feb. 5) in Lincoln; **Academic All-Big Eighters**-NU has had 24 first-team picks, which ranks second behind Kansas' league-leading 25 selections; **Academic All-Americans**-The Huskers have produced four; **All-Americans**-Nebraska has had eight; **Ameritas**-Title sponsor for the Huskers' eighth-annual four-team tournament, Dec. 2-3, that features Morehead State, Southern Mississippi and Idaho State; **Armory**-Home of Husker basketball until the NU Coliseum opened its doors in the mid-1920s; **Attendance**-Nebraska has broken the Devaney Center total attendance record in three of the last four seasons, including a 1992-93 record mark of 213,715.

B

Baack, Tom-Ranks seventh on school's all-time scoring list with 1,299 points and later served as an assistant coach under Moe Iba; **Big Eight**-The nation's toughest basketball conference comprised of Nebraska, Kansas, Kansas State, Iowa State, Oklahoma, Oklahoma State, Missouri and Colorado; **Big 12**--Texas, Texas A&M, Texas Tech and Baylor will join the Big Eight in the fall of 1996, the first expansion of the league since Oklahoma State's admission in 1959; **Black**-The color of jersey NU has donned six times. The Huskers first wore their special uniforms in a 65-57 win at Iowa State in 1990-91, then in a 91-71 loss at Missouri and again in an 87-83 win over Kansas in semifinals of the 1991 Phillips 66 Big Eight Tournament. In 1992-93, NU wore black in an 82-67 victory at Colorado, an 80-59 victory at Kansas State and in the 93-79 loss to New Mexico State; **Branch, Nate**-Went on to fame with the Harlem Globetrotters; **Browne, William**-Guided Huskers to 1937 Big Six title; **Bush, Jerry**-Known as the "Big Bear of the Coliseum," this popular Husker coach guided NU from 1955-63, and directed two of the greatest upsets ever—a 43-41 victory over top-ranked Kansas and Wilt Chamberlain and a 55-48 victory over No. 4 Kansas State and Olympian Bob Boozer during the 1957-58 campaign; **Byrne, Bill**-NU's athletic director who took over for Bob Devaney on Jan. 4, 1993.

C

Carr, Brian-Standout point guard for NU from 1984 through 1987 who ranks as school's all-time assists leader (682); **Carrier, Sam**-First Husker cager to earn All-America honors (1913); **Chalk, Leroy**-NU's all-time leading rebounder with 782 caroms; **Cipriano, Joe**-Winningest coach in school history with all-time mark of 253-197 from 1964 through 1980; **Coliseum**-Home of Nebraska basketball from 1926-27 season through 1975-76 campaign; **Cornhuskers**-School nickname; **Cox, Larry**-Holds Big Eight career record for field goal percentage (.625); **Creative Sports**-Big Eight TV syndicator; **Crete**-Nebraska's 74-point win at Crete (82-8) in 1906-07 still rates as the largest victory margin in school history.

D

Day, Bernard-Ranks as highest scoring junior college transfer in school history with 802 points from 1985-86 season through 1986-87; **Devaney, Bob**-NU's athletic director emeritus; **Devaney Center**-NU homecourt that opened its doors for the 1976-77 season and bears the name of the Huskers' long-time football coach and athletic director, Bob Devaney; **Doane**-Nebraska's first intercollegiate opponent in 1898-99 season.

E

Ekwall, Rex-Standout for NU in mid-1950s whose 10.4 career rebound average still ranks as school record; **Enrollment**-Nebraska's is 24,000; **ESPN**-NU is scheduled for three appearances on the cable network this season—at Long Beach State (Jan. 9), vs. Kansas State in Lincoln (Jan. 12) and at Kansas (Jan. 23); **Exhibitions**-The Huskers own an all-time mark of 19-3 in exhibition play.

F

Fort, Jerry-First three-time first-team All-Big Eight selection in school history who finished his career with 1,882 points; **Fox**-Nickname of NU's longtime Sports Information Director and current Associate Athletic Director of Public Relations, Don Bryant.

G

Good, Harry-Served as NU head coach from 1947 through 1954 and guided Huskers to shares of 1949 and 1950 Big Seven titles. He was enshrined into the Citizens Savings College Basketball Hall of Fame in 1975.

H

Hammond Hustlers-Nickname given to Hammond, Ind., natives Brian Banks and Carl McPipe, who finished their careers with 1,150 and 1,300 points, respectively; **Hare, Fred**-His follow-up basket at the buzzer with no time left gave Nebraska a 74-73 upset of No. 1 Michigan and Cazzie Russell in Lincoln during the 1964-65 season; **Herbie Husker**-Nebraska mascot; **Hokuf, Steve**-Standout all-around athlete who earned first-team all-conference honors in football, won the Big Six javelin title and earned All-America and all-conference honors in basketball; **Hoppen, Dave**-NU's all-time leading scorer with 2,167 points who was the second three-time first-team All-Big Eight pick in school history and the first player in school history to have his jersey number (42) retired.

I

Iba, Moe-The son of the late legendary coach Henry P. Iba, Moe posted 106 wins on Husker bench from 1981 through 1986 and guided the school to its first "official" NCAA Tournament berth in 1986; **Ingersoll, A.E.**-Only letterman whose last name begins with an I, lettered in 1909 and 1910; **International**-The NCAA allows schools to take a foreign trip once every four years, and under Coach Danny Nee, the Huskers have made treks to Australia (1988) and Europe (1992).

J

Johnson, Bill-Grabbed school single-game record 26 rebounds against Iowa State, Jan. 4, 1954; **Jura, Chuck**-Earned first-team All-Big Eight honors on the court and in the classroom as a senior in 1972.

K

Kansas-The Jayhawks and Cornhuskers first met on the court on March 2, 1900, a game that was the first matching present-day Big Eight opponents; **KFAB**-Flagship station of Nebraska Sports Network; **Kemper Arena**-Site of Phillips 66 Big Eight Tournament each March in Kansas City, Mo.; **King, Rich**-Became first first-round NBA draft pick in school history when the Seattle SuperSonics selected him with the 14th selection of the 1991 draft;

Kubacki, Jim-Hit game-winning jumper to beat No. 1 Kansas and Wilt Chamberlain, 43-41, during 1957-58 season.

L

Lantz, Stuart-Two-time first-team All-Big Eight pick in 1967 and 1968 who went on to eight-year NBA career and had his jersey number (24) retired in 1989; **Lehmer, Frank**-First basketball coach in school history (1897-99), finished career with 7-3 record; **Lincoln**-All-America home of the Huskers and Nebraska's state capital.

M

Maclay, Don-Earned All-America honors in 1931; **Moore, Jack**-One of the most popular Cornhuskers ever, he earned the 1982 Naismith Award as the nation's top player under 6-feet. Nebraska's most valuable player award is named in honor of Moore, who was killed in a 1984 plane crash; **Madison Square Garden**-NU has played four NIT games in this famed arena; **Matzke, John** and **Stan**-Stan lettered from 1952 through 1955, while his son John was a second-team Academic All-America pick in 1984.

N

National Basketball Association-Twenty-two Huskers have been drafted by NBA teams over the years; **Nee-Braska**-Coach Danny Nee heads into his ninth season on the Husker bench with a 146-103 record; **National Invitation Tournament**-NU has made a Big Eight-leading eight appearances in the nation's oldest postseason tournament; **NCAA Tournament**-The Huskers have earned five bids to the "Show," including bids in each of the last four years.

O

One-hundred-Nebraska is 29-2 when it scores 100 or more points in a game; **Overtime**-The Huskers are 41-26 all-time in overtime games, including 8-2 under Coach Danny Nee.

P

Parsons, Robert-Two-time first-team All-Big Six performer who earned All-America honors in 1937; **Pavelka, Kent**-Play-by-play voice of Husker basketball for the Nebraska Sports Network; **Phillips 66**-Title sponsor for Big Eight tournament at Kansas City, Mo.; **Polish Rifle**--Nickname of two-time All-Big Eight pick and 1994 Big Eight Tournament Eric Piatkowski; **Postseason**-Nebraska has made 12 postseason appearances.

Q

Quadruple-Nebraska and Alabama-Birmingham played four overtimes on Dec. 22, 1979, before the Huskers scored a 92-84 victory over the Blazers in the school's longest game ever.

R

Rankings-Nebraska finished with its highest national rankings ever in 1990-91, No. 9 in UPI and No. 11 in AP; **Rebounder's Club**-Booster organization for NU basketball program; **Retherford, Claude**-Leading scorer on NU's 1949 Big Seven championship team and a two-time first-team all-conference selection; **Reid, Beau**-Was two-time third-team Academic All-America pick who had a knack for hitting game-winning jumpers, as he provided NU's winning points on four different occasions, including upsets of eventual NCAA champion Kansas in 1987-88 and No. 5 Michigan State in 1990-91.

S

Sauer, George-The only Husker football All-American to earn a basketball letter, he was an All-America fullback in 1933 and lettered on the hardwood in 1932 and 1933; **Simmons, Grant**-First-team All-Big Eight pick in 1966 and school's first first-team academic All-Big Eight selection; **Smith, Andre**-1981 Big Eight Player-of-the-Year, the only Husker ever to win the award; **Spanier, Graham**-Nebraska's Chancellor; **Stewart, Marvin**-The only player in school history to reach the 1,000-point plateau in fewer than 70 career games; **Stiehm, E.O.**-First full-time basketball coach in school's history (1912-15) and the only man in conference history to win league titles in football (1912, 1913, 1914) and basketball (1912, 1913, 1914) in the same year; **Studio 66**--The name of a live studio show produced by Creative Sports Marketing that will feature news from the Big Eight hoops scene.

T

Tax-A state-wide cigarette tax provided the money to build the 14,302-seat Bob Devaney Sports Center; **Treys**-Nebraska hit a school-record 194 3-pointers during the 1993-94 campaign, and Piatkowski accounted for a school single-season record 59 of those. Carr hit the first trey in school history in a game at Cal-Irvine during the 1986-87 season; **Titles**-Nebraska has won or shared seven league titles, none though since the 1949-50 campaign, although NU did capture the 1994 Phillips 66 Big Eight Tournament title; **Turner, Herschell**-First player in school history to score 1,000 career points.

U

Upset-Nebraska has knocked off three No. 1 teams, handing Kansas a 43-41 loss in 1958, Michigan a 74-73 loss in 1964-65 and Missouri a 67-51 loss at Columbia during the 1981-82 campaign.

V

Van Poelgeest, Richard-Born in The Netherlands, van Poelgeest was a four-year letterwinner for Coach Danny Nee's team from 1987 through 1990; **Volz, "Mutt"**-First-team All-Missouri Valley Conference guard in 1925.

W

Wahlquist, George-All-America guard on NU's 1936 Big Six championship team; **Walsh, W.W.**-Was first first-team all-conference performer in school history (1909); **Whitehead, Bus**-Two-time first-team All-Big Seven pick and the catalyst of the Huskers' 1949 and 1950 league championship teams. He was recently named as the captain of Nebraska's all-time basketball team; **Wins**-Nebraska heads into the 1994-95 season with 1,093 wins under its belt in 98 seasons of intercollegiate competition.

X

Xavier-Ended Nebraska's most-successful basketball season ever by handing the No. 3 seed Huskers an 89-84 loss in the first round of the 1991 NCAA Tournament at Minneapolis, Minn.

Y

YMCA-Nebraska's first basketball game was played against a team from the Lincoln YMCA, Feb. 1, 1897.

Z

Zip Code-For the University, it is 68588.

NEBRASKA BASKETBALL MEDIA OUTLETS

PRINT MEDIA

Omaha World-Herald

Steve Sinclair (SE)
Tom Shatel (Col.)
14th & Dodge
Omaha, Neb., 68102
(402) 444-1000
Fax: 345-0183

Lee Barfknecht*

P.O. Box 80866
Lincoln, Neb., 68501
(402) 476-3132
Fax: 476-6281

Lincoln Journal-Star

Brian Hill (SE)
Mike Babcock (Col.)
Curt McKeever*
926 P Street
Lincoln, Neb., 68508
(402) 473-7431
Fax: 473-7291

*Beat Reporter

Associated Press

Tom Vint
14th & Dodge
Omaha, Neb., 68102
(402) 341-4963
Fax: 341-2662

Daily Nebraskan (Student)

University of Nebraska
34 Nebraska Union
Lincoln, Neb., 68588
(402) 472-1765
Fax: 472-1761

Beatrice Sun

Jane White (SE)
200 North 7th
Beatrice, Neb., 68310
(402) 223-5233
Fax: 228-3571

Columbus Telegram

Jon Misfeldt (SE)
1254 27th Avenue
Columbus, Neb., 68601
(402) 564-2741
Fax: 563-4127

Grand Island Independent

Jeff Korbek (SE)
1st & Cedar
Grand Island, Neb., 68801
(308) 381-1000
Fax: 382-8129

Fremont Tribune

Scott Strenger (SE)
P.O. Box 9
Fremont, Neb., 68205
(402) 721-5000
Fax: 721-8047

Hastings Tribune

Todd Henrichs (SE)
908 West 2nd
Hastings, Neb., 68901
(402) 462-2131
Fax: 462-2184

Kearney Hub

Buck Mahoney (SE)
13 East 22nd
Kearney, Neb., 68847
(308) 237-2152
Fax: 234-5736

Norfolk Daily News

Mike Fuehrer (SE)
525 Norfolk Avenue
Norfolk, Neb., 68701
(402) 371-1020
Fax: 371-5802

North Platte Telegraph

Steve Carpenter (SE)
621 North Chestnut
North Platte, Neb., 69101
(308) 532-6000
Fax: 532-9268

Scottsbluff Star-Herald

Bob Schaller (SE)
1405 Broadway
Scottsbluff, Neb., 69361
(308) 632-0651
Fax: 635-1258

Huskers Illustrated

Chris Greer (Editor)
4099 McEwen, Suite 350
Dallas, Texas 75244-5039
(214) 742-6000
Fax: 851-1720

TELEVISION STATIONS

KOLN-TV (CBS, Chs. 10/11)

Steve Van Hoosen (Asst. SD)
40th and W
Lincoln, Neb., 68503
(402) 467-9720
Fax: 467-9208

KMTV (CBS, Ch. 3)

Rich Roberts (SD)
John Glenn (Asst. SD)
10714 Mockingbird
Omaha, Neb., 68127
(402) 592-4330

Fax: 592-3658

KETV (ABC, Ch. 7)

Greg Peterson (SD)
John Schuetz (Asst. SD)
27th & Douglas
Omaha, Neb., 68131
(402) 978-8954
Fax: 978-8931

WOWT (NBC, Ch. 6)

Dave Webber (SD)
Merlyn Klauss (Asst. SD)
3501 Farnam
Omaha, Neb., 68131
(402) 345-9530
Fax: 346-6740

KPTM (Fox, Ch. 42)

Travis Justice (SD)
4625 Farnam
Omaha, Neb., 68132
(402) 554-4286
Fax: 554-4292

KHAS-TV (NBC, Ch. 5)

Ed Littler (SD)
P.O. Box 578
Hastings, Neb., 68901
(402) 463-1321
Fax: 463-6551

NTV (ABC, Ch. 13)

Sean McMahon (SD)
P.O. Box 220
Kearney, Neb., 68848
(308) 743-2494
Fax: 743-2644

KNOP-TV (NBC, Ch. 2)

Seth Denny (SD)
P.O. Box 749
North Platte, Neb., 69101
(308) 532-2222
Fax: 532-9579

KDUH-TV (NBC, Ch. 4)

Eric Christiansen (SD)
P.O. Box 1529
Scottsbluff, Neb., 69361
(308) 632-3071
Fax: 632-3596

KSTF-TV (CBS, Ch. 10)

Dave Pringle (SD)
P.O. Box 1619
Scottsbluff, Neb., 69361
(308) 632-6107

KCAU-TV (ABC, Ch. 4)

Tim Seamon (SD)
7th & Douglas
Sioux City, Neb., 51101

(712) 277-2345

Fax: 277-4298

KTIV (NBC, Ch. 4)

Larry Puntney (SD)
3135 Floy Blvd.
Sioux City, Iowa 51105
(712) 239-4100
Fax: 239-3410

KUON-TV (PBS, Ch. 12)

Jim Carmichael
1800 North 33rd
Lincoln, Neb., 68503
(402) 472-3611
Fax: 472-1785

RADIO STATIONS

KFAB (1110 AM)

Nebraska Sports Network
*Kent Pavelka (SD)
5010 Underwood
Omaha, Neb., 68132
(402) 556-8000
Fax: 556-8937

KFOR (1240 AM)

Chuck Stevens (SD)
6900 Van Dorn, Suite 11
Lincoln, Neb., 68506
(402) 483-5100
Fax: 483-4095

KLIN (1400 AM)


**Jim Rose (SD)
4343 O Street
Lincoln, Neb., 68510
(402) 475-4567
Fax: 474-8011

KRNU (90.5 FM)

Sports Director
University of Nebraska
258 Avery Hall
Lincoln, Neb., 68588
(402) 472-3054

*Pavelka calls basketball play-by-play for Nebraska Sports Network.

**Rose hosts nightly call-in show on Nebraska Sports Network.



Inside:

- ❑ *Nebraska in the Spotlight--National Coverage* 1 2
- ❑ *Game Day at Nebraska--Where the Magic Begins* 1 3
- ❑ *Nebraska Facilities--Second to None* ... 1 4-1 6
- ❑ *Nebraska Academic Programs--The Nation's Best* 1 6-1 9
- ❑ *University of Nebraska--The Place to Be* 2 0
- ❑ *Lincoln, an All-American City* 2 1-2 2

This is Nebraska

NATIONAL COVERAGE...NEBRASKA IN THE SPOTLIGHT

Nebraska has traveled to Europe, Australia, Hawaii and Puerto Rico over the last seven years.



Eric Piatkowski, at a Los Angeles Clippers press conference, after his trade to the Clippers following his selection in the first round by the Indiana Pacers.

With the resurgence of the Nebraska basketball program under Coach Danny Nee, media attention for the Huskers is at an all-time high. Nebraska is scheduled to make 13 national or regional television appearances during the 1994-95 season, including two appearances on ESPN's "Big Monday" package.

This is the fourth season the Big Eight has been a part of "Big Monday," ESPN's most-watched two-hour block during the college basketball season. The Huskers will appear on ESPN on Jan. 9 at Long Beach State, Jan. 12 hosting Kansas State and Jan. 23 at Kansas. In addition, NU's home games with Michigan State (Dec. 10), and Oklahoma (Feb. 5) will be televised by ABC and seven more games will be shown by Creative Sports Marketing.

The media attention isn't limited to television broadcasts as the Huskers are consistently covered by national print publications such as *Sports Illustrated*, *USA Today* and *The Sporting News*, as well as hundreds of regional media outlets. The state's two largest papers, *The Omaha World-Herald* and the *Lincoln Journal-Star*, cover Nebraska basketball on a daily basis. Nebraska has been ranked at least once in the wire service polls in each of the last four seasons, and four years ago, finished with its highest national rankings ever with a No. 9 finish in the UPI poll and No. 11 in AP.

Husker basketball can be heard throughout the Midwest on the 22-station Nebraska Sports Network, which boasts a pair of 50,000-watt AM stations in Omaha's KFAB and Lexington's KRVN.



Stu Lantz (top) played eight seasons in the NBA, while Rich King (right) was a 1991 first-round draft pick of the Seattle SuperSonics.



Nebraska made 13 national or regional television appearances a year ago.



Did You Know That...

- ✓ Nebraska has averaged 15 regional or national television appearances over the last four seasons.
- ✓ The Huskers are one of 13 teams which have appeared in each of the last four NCAA Division I Tournaments.
- ✓ Husker athletes are consistently covered by the nation's leading publications including *Sports Illustrated*, *The Sporting News* and *USA Today*.
- ✓ Nebraska has traveled to Europe, Australia, Hawaii (three times) and Puerto Rico over the last seven years. The Huskers are scheduled to return to the San Juan Shootout this year and make an appearance in the 1995 Far West Classic.
- ✓ Nebraska was one of only seven schools to have a first-round draft pick in both the 1994 NBA and NFL drafts.
- ✓ The Cornhuskers up-tempo offense, 11th in the nation a year ago, has averaged more than 80 points a game each of the last five seasons.

GAME DAY AT NEBRASKA... WHERE THE MAGIC BEGINS



The Nebraska Yell Squad and Herbie Husker help lead the Devaney Center's 14,302 faithful on game day.




NCAA Division I schools that have made appearances in the last four NCAA Tournaments:

Arkansas	Arizona
Duke	Indiana
Kansas	NEBRASKA
New Mexico State	North Carolina
Oklahoma State	Seton Hall
Temple	UCLA
Wake Forest	



More than 830,000 fans have packed the Devaney Center over the last four years to watch Nebraska basketball. That accounts for more than 27 percent of the total attendance in the building's 18-year history.



With 201-consecutive home football sellouts in Memorial Stadium, Nebraska has traditionally been known as a football school. But the demand to see Danny Nee's Huskers continues to grow, making Big Red basketball one of the town's hottest tickets

"There is no place like Nebraska, dear old Nebraska U..." And, in Nebraska, there's no better place to be from November through March than the Bob Devaney Sports Center for Husker hoops.

Coach Nee's up-tempo style of play allows his players to showcase their skills and has kept the fans coming back for more. It's competition in the nation's toughest conference--the Big Eight. For 28 days and nights in the winter, Husker Hoops is the show. For the players, coaches and fans, Nebraska basketball is a game for the '90s. It's 40 minutes of high-flying, prime-time college basketball excitement.

Did You Know That...

- ✓ Nebraska ranked 20th nationally in attendance last year with an average of 13,278 fans per game. The Big Eight ranked sixth among NCAA Division I conferences with an average of 10,280 per game.
- ✓ Nebraska is one of 10 NCAA Division I institutions with 1,000 or more all-time basketball wins and more than 600 all-time football victories.
- ✓ The Big Eight Conference has sent five or more teams to postseason play for 10 straight seasons.
- ✓ A year ago, Nebraska sold out half of its 16 home games and more than 14,000 fans poured into the Sports Center nine times.
- ✓ Nebraska's four highest all-time attendance marks have been produced during the past four seasons.



When filled to capacity for Husker basketball games, the Devaney Center equals the state's 11th-largest city.

NEBRASKA FACILITIES...SECOND TO NONE

The 14,302-seat Bob Devaney Sports Center has been the home of Husker basketball since 1976.



The 14,302-seat Bob Devaney Sports Center is one of the most beautiful arenas in the Big Eight Conference. Opened in the fall of 1976, the Big Eight's second-largest arena is located on the Nebraska State Fairgrounds. The building, a \$13 million project, houses the Huskers' basketball, track, swimming, wrestling and gymnastics teams. A host of other activities, including concerts and commencements are held in the arena.

Since the building became the home of Husker basketball, more than 3.1 million fans have passed through the Devaney Center turnstiles. Named after Bob Devaney, Nebraska's highly successful football coach and athletic director (1962-93), the Husker faithful have flooded into the Devaney Center in record numbers.

Raucous Nebraska crowds have cheered NU to an 18-year record of 218-58 in the building, including a 13-3 mark a year ago, and a 55-8 record during the last four seasons.


BOB DEVANEY SPORTS CENTER



Nebraska's Sapp Recreation Facility is arguably the best in the nation.



Memorial Stadium has an NCAA record 201 sellouts and has been the home of Big Red football since 1923.




Did You Know That...

- ✓ The NU athletic department is self supporting as it receives no state funding or student fees.
- ✓ Nebraska has won nearly 80 percent of its games in 18 seasons of play in the Devaney Center.
- ✓ The Devaney Center is the Big Eight's second-largest arena.
- ✓ Nebraska's all-time top four home attendance marks have been recorded in the last four seasons.

NEBRASKA FACILITIES...EVERYTHING YOU'LL EVER NEED



The Husker Power program at Nebraska has been the pattern for many other collegiate strength programs nationwide.



The medical facilities at NU are on par with the nation's top programs.



Nebraska's weight training program is a pioneer in the development of strength and conditioning and Coach Danny Nee believes it is a vital part of the Huskers' on-court success. The strength complex at Nebraska was expanded to 30,000 square feet in 1989, making it the largest on any college campus in the nation. In addition, the basketball team utilizes a weight room at the Bob Devaney Sports Center.

Assistant Athletic Director of Athletic Performance Boyd Epley, heads a staff of five full-time strength coaches who utilize their knowledge along with a wide array of equipment and tests to provide one of the nation's top strength training programs. Evaluation, goal-oriented programs, supervision and state-of-the-art facilities help Nebraska athletes become faster, stronger and more flexible.

The medical facilities at Nebraska are a high-priority item. The Huskers' locker room and training room facilities are located in the Bob Devaney Sports Center and rank among the nation's best equipped. NU's medical staff includes seven full-time trainers, three registered physical therapists, a physician's assistant and six doctors who are available to treat Husker athletes and to prevent injuries.

NU's facilities have helped the Husker athletic teams dominate the Big Eight. Last season, Nebraska won nine conference championships, more than twice the number by any other conference school. Not included in that total was NU's first-ever Big Eight Basketball Tournament championship. For 15-consecutive years, NU has earned the Big Eight Conference combined all-sports championship. The top finisher among league schools, Nebraska was 18th in the 1994 Sears Director's Cup standings.



The Nebraska locker room in the Bob Devaney Sports Center.



THE HEWIT & BOEKEL CENTERS...LEARNING TO EXCEL




The Hewit Center houses Nebraska's year-round training table which provides lunch and dinner for NU athletes.

Nebraska's academic facilities are among the finest in the nation. In fact, *College Athletic Management* magazine and Walt Disney Corp., have honored the Huskers' support system as the most comprehensive and innovative in the country. Located in the west stadium, the Hewit Center and Boekel Academic Center allow Nebraska's student-athletes access to the latest academic support services.

The \$2.3 million academic area originated in 1983 and was expanded in 1989 to nearly 30,000 square feet in size. Initial funding came from the Nebraska football teams' appearance in the inaugural Kickoff Classic in 1983. The money from that game, combined with generous donations from the Boekel and Hewit families, enable Nebraska student-athletes to enjoy the best academic support center in the country. The Hewit Center and Boekel Academic Center provide student-athletes the opportunity for excellence.

The Hewit Center and Boekel Academic Center house Nebraska's academic advisors and computer labs. The NU academic program was recently voted as the best in the nation by College Athletic Management Magazine.



The academic center allows student-athletes to enjoy the nation's best academic support system.



Did You Know That...

- ✓ Nebraska was reclassified as a Research University I by the Carnegie Foundation for the Advancement of Teaching. That distinction is the highest possible classification a university can earn.
- ✓ There are 1,294 academic faculty members at Nebraska, giving NU a faculty-student ratio of 1 to 16.
- ✓ The \$30 million George W. Beadle Center for Genetics and Biomaterials Research, will provide a new focus for research and development in biotechnology, biochemistry, biological materials, and chemical engineering and related fields when it opens in 1995.
- ✓ There are 9,000 trees in 400 varieties on Nebraska's neatly-manicured 600-acre campus. The various research gardens and landscaped areas on the City and East campuses are part of the Nebraska Statewide Arboretum.

ACADEMIC EXCELLENCE...NOT AN AFTERTHOUGHT AT NU



The University of Nebraska offers nine colleges from which students can earn their degrees.

The Academic Experience: Three Steps to Success

With an enrollment of nearly 25,000 students, the University of Nebraska-Lincoln offers an environment rich in academic tradition. Faculty members at Nebraska have long been recognized for serving students with excellence, distinction, and a level of expertise matched by few.

There are nine academic colleges at the University of Nebraska, and each offers a variety of disciplines for students to select. The colleges are: Agriculture, Architecture, Arts and Sciences, Business Administration, Engineering and Technology, Human Resources and Family Science, Journalism and Mass Communications, Teachers College and Fine and Performing Arts.

From the day a student-athlete decides the University of Nebraska is the right place to be, the athletic academic counseling unit provides personal support, academic support and professional development to ensure that they will get the most out of their years as a Cornhusker.

Professional Development Counseling at Nebraska

1. Career Exploration--Knowing that less than one percent of all collegiate athletes advance to professional sports, Nebraska pioneered a comprehensive Career Counseling Program for student-athletes in 1988. This program has been modeled by many other NCAA institutions and is now a component of the NCAA Life Skills Program.

The exploration phase has programs designed to help with career selection and clarification. These programs include: interest inventories, DISCOVER (an interactive computerized career guidance program), monthly career nights, career fairs, shadowing experiences, internships and cooperative education.

2. Career Planning--An important aspect of preparing for a career is the teaching of job-development skills. At Nebraska, methods are taught to improve these skills, including resume development, cover-letter writing, job search strategies, interviewing skills, and graduate, law and medical school placement assistance. The "Play it Safe" computer career program also helps student-athletes explore majors and careers while learning the latest in job development skills.

3. Career Placement--Assistance is provided in securing full-time employment upon graduation. Both the University Career Services office and Alumni office play an instrumental role in the placement process.

4. Degree Audit Program--The Hewitt Center has a tracking system in place to ensure accurate course selection and provide monitoring of each student-athlete's progress toward a degree in his/her chosen field. Nebraska boasts an 82% graduation rate of those who complete their collegiate eligibility at Nebraska.



The academic counseling unit provides personal support and professional development for NU student-athletes.


ACADEMIC AND PERSONAL SUPPORT...ALWAYS AVAILABLE

Academic Support


- 1. Tutorial Support:** One of Nebraska's largest and perhaps most beneficial support services for student-athletes is the Tutorial Program. Mentor tutors and subject tutors assist student-athletes in making a successful transition into college with academic success.
- 2. Supplemental Instruction:** A sub-component of the tutorial program, this program is very effective in helping student-athletes get adjusted to college academics while enhancing self-esteem and study skills.
- 3. Academic Supervision:** In order to monitor the academic and graduation progress of Husker student-athletes, the counselors dedicate extensive time toward academic supervision. Counselors receive periodic grade reports from faculty and various study hall and class attendance programs are in place, all for the benefit of the student-athletes.
- 4. Computer Resources:** Recently renovated and expanded, the Hewit Center offers a state-of-the-art computer lab for student-athletes. Student-athletes can become more efficient and productive by accessing a variety of software programs in the 24 terminal computer lab. The lab features a combination of IBM and Macintosh computers complete with laser-jet printers.
- 5. Educational Assessments:** During new student-athlete orientation, the academic staff administers a variety of educational assessments to student-athletes to better determine academic strengths and areas for improvement. The results help counselors and athletes to develop a personalized academic support team.

Personal Support

- 1. Orientation:** The Hewit Center coordinates an annual New Student-Athlete Orientation program aimed at helping student-athletes experience a smooth transition into college life.
- 2. Personal Counseling:** Counseling staff members provide student-athletes with a supportive and caring environment. Areas addressed within personal counseling include: transitional issues, stress management, academic focus, and personal crisis intervention.
- 3. Multi-Cultural Support:** This program is designed to enhance cultural awareness for all student-athletes to help build a supportive, caring environment in which to learn and compete. Support programs have been developed to help student-athletes address concerns within campus life, athletics and society in general.
- 4. Husker Outreach Program:** University of Nebraska student-athletes are encouraged to participate in community-wide programs which help them become better citizens and better role models for children in Lincoln and throughout Nebraska. There are four programs available to Cornhusker student-athletes through the Husker Outreach Program. The programs allow participants to come in contact with an estimated 50,000 prepsters annually.
- 5. Drug Education and Continuing Support Program:** Evaluation and support systems designed to educate and support student-athletes for a drug-free life are the hallmark of this unique program. Among the services available are: Assessment, Education, Personal Development and Support.
- 6. Preparation for Life After Sports:** Seminars and counseling support aimed at helping student-athletes with the disengagement from athletics is one of the most-important areas of Nebraska's entire Athletic Academic Counseling Unit.




The Nebraska Success Unit assists Husker basketball players in defining academic and personal goals and objectives, and designs strategies to reach them.



The Husker Outreach Programs allow student-athletes to come in contact with 50,000 prepsters annually.



ACADEMIC SUCCESS...HUSKERS LEAD THE NATION



Of the 25 players under Nee who have completed their eligibility, whether scholarship or walk-ons, 16 have left with a degree in hand.

Did You Know That...

- ✓ Nebraska has produced the highest number of first-, second- and third-team GTE Academic All-Americans in the nation with 117, 39 more than the closest competitor.
- ✓ Cornhusker student-athletes have earned a nation-best 10 NCAA Today's Top Six Awards.
- ✓ Husker athletes consistently top the Academic All-Big Eight list. NU's 24 first-team Academic All-Big Eight men's basketball performers rank second behind Kansas' 25.
- ✓ The Nebraska basketball program has produced at least one first-team academic All-Big Eight player for 11 straight years.
- ✓ National businesses have contributed a total of \$46,356 to the General Scholarship Fund since 1988 in honor of Husker student-athletes.
- ✓ Nebraska has been tabbed one of 36 flagship universities and is considered one of the best value's among the nation's colleges and universities by the Center for Studies in College Enrollment.

GTE Academic All-Americans All-Teams, All-Sports

1. Nebraska	117
2. Illinois Wesleyan	78
3. Bucknell	78
4. Notre Dame	67
5. MIT	60

The success of Nebraska athletes is not limited to only the athletic arena. More Cornhusker student-athletes have been selected to the GTE Academic All-America team than any other school in the country and more Huskers have earned academic All-Big Eight honors than any other conference school.

In addition, no school has had more athletes receive the NCAA's highest award, Today's Top Six, than the University of Nebraska-Lincoln. In addition, Cornhusker athletes have been awarded the third-highest number of NCAA postgraduate scholarships to help further their educations.

NCAA Today's Top Six Award

The most prestigious honor a student-athlete at an NCAA member institution can win is the Today's Top Six Award. The University of Nebraska is proud to claim it has had more student-athletes win this award than any other school.

Beginning with football standout Randy Schleusener, 10 Cornhusker student-athletes, eight men and two women, have been selected as Today's Top Six winners including: Schleusener, 1980; Dave Rimington, Football, 1981; Mark Traynowicz, Football, 1985; Tom Schlesinger, Gymnastics, 1989; Virginia Stahr, Volleyball, 1990; Jake Young, Football, 1990; Patrick Kirksey, Gymnastics, 1991; Patrick Tyrance, Football, 1991; Janet Kruse, Volleyball, 1992; and Trev Alberts, Football, 1993.

GTE/CoSIDA Academic All-America Teams

Since 1952, sports information directors have selected Academic All-America teams from qualified student-athletes representing eight different sports.

The University of Nebraska-Lincoln has had more male and female student-athletes selected as Academic All-Americans than any other school in either the University or College Divisions.

As of August, 1994, the University of Nebraska-Lincoln has seen a total of 117 student-athletes earn this distinction, 39 more than second-place Illinois Wesleyan and Bucknell (78). Nebraska also leads the nation in first-team GTE Academic All-Americans with 70. The basketball men's program has produced four Academic All-America performers.

Academic All-Big Eight Conference

Nebraska has established itself as the dominant school in the Big Eight for academic excellence, consistently placing more athletes than any other conference school on that list.



Nebraska leads the nation in Academic All-America selections for all sports combined.

THE UNIVERSITY OF NEBRASKA...THE PLACE TO BE

The University of Nebraska was chartered by the Legislature in 1869 as the state's public university and land-grant institution. Founded in Lincoln, the University of Nebraska was expanded in 1968 into a state educational system now comprising four campuses under the guidance of a Board of Regents and a central administration.

The university's flagship campus, the University of Nebraska-Lincoln, includes the agricultural components organized within the Institute of Agriculture and Natural Resources. UNL is Nebraska's only land-grant university and its major comprehensive institution of higher education. For its 24,000 students from all parts of the world, Nebraska offers a wide range of undergraduate, professional, and graduate programs including those leading to the doctorate.

As Nebraska carries out its three-part mission of teaching, research and service, the overall impact of its efforts in each area is greater than the sum of its separate parts, ensuring that the quality of all of its institutional programs is consistent with the expectations and needs of Nebraskans. Nebraska is continuously designing new academic frameworks to provide students with the mental skills and broad perspectives of educated citizens.

Quality instruction is emphasized in Nebraska's eight undergraduate colleges, the Graduate College and the College of Law. The Colleges of Agricultural Sciences and Natural Resources, Architecture, Arts and Sciences, Business Administration, Engineering and Technology, Human Resources and Family Sciences, Journalism and Teachers College offer more than 100 degree programs leading to career opportunities in the arts, the sciences, the humanities and the professions.

Over the years, alumni such as authors Willa Cather and Mari Sandoz, legal educator Roscoe Pound, anthropologist Loren Easley, Pulitzer Prize-winning journalists James Risser and Marjie Lundstrom, presidential advisers such as Ted Sorensen and Clayton Yeutter, Nobel-prize winning scientists such as George W. Beadle and Donald Crum, inventor Harold "Doc" Edgerton and computer pioneer Jay Forrester have enriched the university's tradition of leadership and scholarly excellence.


Nebraska receives more than \$50 million annually in grants and contracts from outside sources for research, instruction, public service, administration and student aid. UNL receives special funds through an innovative program initiated by the state government for research in areas with potential impact on the state's economic development.

The campus is home to the nationally renowned Sheldon Memorial Art Gallery and Sculpture Garden, the Christlieb Collection of Western Art and the Lied Center for Performing Arts. The University of Nebraska State Museum boasts a world-class fossil collection and helped develop Ashfall Fossil Beds State Park, which opened in the summer of 1991.


Noted for its outstanding athletic programs, Nebraska is also noted for the quality of its academic programs for student-athletes. Its Hewitt Training Center for student-athletes provides computer labs, study areas, career counseling and other academic support services.



Broyhill Fountain, on the University of Nebraska city campus, is located in the center of campus, in front of the student union.




The University of Nebraska offers more than 100 degree programs leading to careers in the arts, the sciences, the humanities and the professions.



LINCOLN...AN ALL-AMERICA CITY



The Nebraska State Capital building is a short walk from the Nebraska city campus.



Did You Know That...


- ✓ A recent study found that conservatively, a total of \$32.4 million in direct and indirect economic impact was generated by the Nebraska's athletic department a year ago.
- ✓ The average price of a movie ticket in Lincoln is \$5, while a matinee is only \$3. Most theaters offer a student discount and there are several \$1.50 movie houses located within walking distance from campus.
- ✓ Rent for a one-bedroom apartment in the capital city averages just \$300 while a typical two-bedroom runs \$366.
- ✓ Lincoln's population of 192,000, makes it the largest city of any school in the Big Eight Conference.
- ✓ The average price for a round of golf at a Lincoln municipal course is less than \$12.
- ✓ The average price of a Lincoln hotel room is \$45 with an offering of 2,900 rooms at more than 35 hotels.

Lincoln, the state capital, offers a quality of life that is sure to satisfy a variety of lifestyles and interests. A city of 192,000, Lincoln was voted the 10th-most livable city in the United States by Money Magazine in 1991. Included in the evaluation were low crime rates, top-rate medical care and environmental factors.

Lincoln is also the home to state, county and city government offices and is one of the nation's fastest growing non-Sun Belt cities. Nebraska's capital has more than 5,000 acres of parks, including 10 lakes, nine municipal swimming pools, more than 20 miles of paved bike paths and trails and six municipal golf courses. Opportunities are always available to enjoy the outdoors with 15,000 acres of surrounding recreational areas.

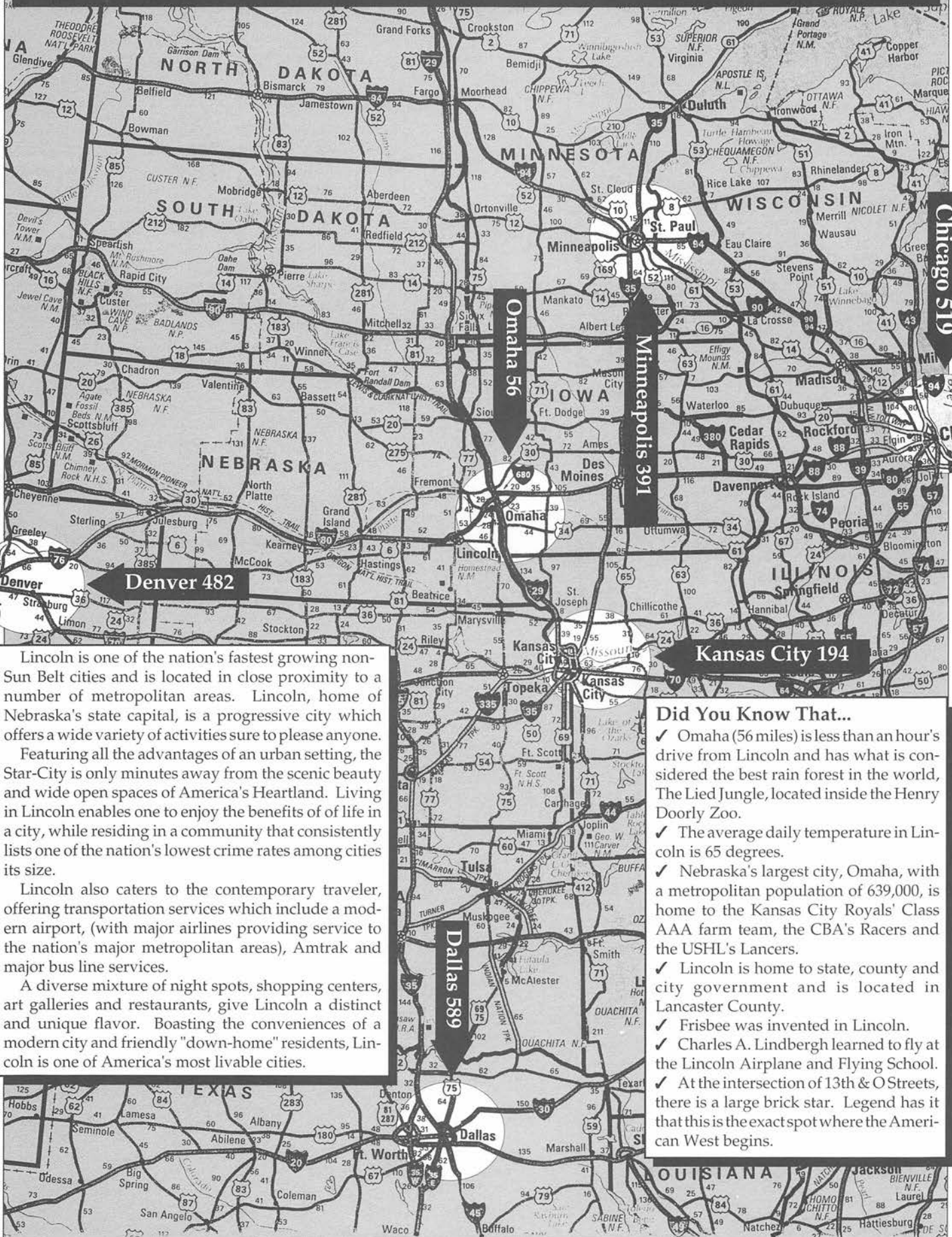
Nebraska is an integral part of the community as it is home to the Lied Center for Performing Arts, which offers dance, music and theatre performances; Sheldon Memorial Art Gallery; as well as the Bob Devaney Sports Center. The campus is located in the heart of the city with easy access to shopping, eating establishments, movie theatres and many of Lincoln's most popular night spots.

Lincoln's historic market district, known as the Haymarket, also includes specialty and antique shops, art galleries, restaurants, clubs and much more. The "Star City" offers a unique and diverse mix of activities and opportunities.



Lincoln was voted the 10th-most livable city in the United States by Money Magazine.

LINCOLN... WHERE ACTIVITIES ABOUND



Lincoln is one of the nation's fastest growing non-Sun Belt cities and is located in close proximity to a number of metropolitan areas. Lincoln, home of Nebraska's state capital, is a progressive city which offers a wide variety of activities sure to please anyone.


Featuring all the advantages of an urban setting, the Star-City is only minutes away from the scenic beauty and wide open spaces of America's Heartland. Living in Lincoln enables one to enjoy the benefits of life in a city, while residing in a community that consistently lists one of the nation's lowest crime rates among cities its size.

Lincoln also caters to the contemporary traveler, offering transportation services which include a modern airport, (with major airlines providing service to the nation's major metropolitan areas), Amtrak and major bus line services.

A diverse mixture of night spots, shopping centers, art galleries and restaurants, give Lincoln a distinct and unique flavor. Boasting the conveniences of a modern city and friendly "down-home" residents, Lincoln is one of America's most livable cities.

Did You Know That...

- ✓ Omaha (56 miles) is less than an hour's drive from Lincoln and has what is considered the best rain forest in the world, The Lied Jungle, located inside the Henry Doorly Zoo.
- ✓ The average daily temperature in Lincoln is 65 degrees.
- ✓ Nebraska's largest city, Omaha, with a metropolitan population of 639,000, is home to the Kansas City Royals' Class AAA farm team, the CBA's Racers and the USHL's Lancers.
- ✓ Lincoln is home to state, county and city government and is located in Lancaster County.
- ✓ Frisbee was invented in Lincoln.
- ✓ Charles A. Lindbergh learned to fly at the Lincoln Airplane and Flying School.
- ✓ At the intersection of 13th & O Streets, there is a large brick star. Legend has it that this is the exact spot where the American West begins.



Inside:

- ❑ *Roster* 24
- ❑ *Outlook* 25-27
- ❑ *Husker Notes* 28-29
- ❑ *Nebraska Radio and Television Roster* 30

1994-95 Preview

1994-95 NEBRASKA BASKETBALL ROSTERS

ALPHABETICAL

No.	Player	Pos.	Ht.	Wt.	Yr.	Hometown (High School/Junior College)
5	Badgett, Terrance**	F	6-6	224	Jr.	Omaha, Neb. (South)
24	Boone, Jaron**	G	6-6	200	Jr.	Salt Lake City, Utah (Skyline)
34	Brooks, Melvin*	F	6-8 1/2	233	Sr.	Elizabeth City, N.C. (Northeastern/Chowan CC)
30	Glock, Jason**	G	6-5	202	Jr.	Wahoo, Neb.
31	Ideus, Chad	F	6-6 1/2	203	Fr.	Adams, Neb.
44	Markowski, Andy	F	6-8	190	Fr.	Ord, Neb.
32	Moore, Mikki*	C	6-11	208	So.	Gaffney, S.C. (Blacksburg)
54	Nelson, Leif	C	6-11	272	Fr.	Riverside, Calif. (Arlington)
13	Sallee, Chris	C	6-10	230	Jr.	Scottsdale, Ariz. (Horizon/South Mountain CC)
3	Surles, Chester	G	6-7	212	Fr.	Saginaw, Mich. (Buena Vista)
33	Steinbrook, Lee	G	6-4	177	Jr.	Columbus, Neb.
21	Strickland, Erick**	G	6-3	213	Jr.	Bellevue, Neb. (West)
12	Wald, Tom	G	6-0	181	Jr.	Brooklyn Park, Minn. (Park Center)

NUMERICAL

No.	Name	Pos.	Ht.	Wt.	Yr.	Hometown (High School)
3	Surles, Chester	G	6-7	212	Fr.	Saginaw, Mich. (Buena Vista)
5	Badgett, Terrance**	F	6-6	224	Jr.	Omaha, Neb. (South)
12	Wald, Tom	G	6-1	181	Jr.	Brooklyn Park, Minn. (Park Center)
13	Sallee, Chris	C	6-10	230	Jr.	Scottsdale, Ariz. (Horizon/South Mountain CC)
21	Strickland, Erick**	G	6-3	213	Jr.	Bellevue, Neb. (West)
24	Boone, Jaron**	G	6-6	200	Jr.	Salt Lake City, Utah (Skyline)
30	Glock, Jason**	G	6-5	202	Jr.	Wahoo, Neb.
31	Ideus, Chad	F	6-6 1/2	203	Fr.	Adams, Neb.
32	Moore, Mikki*	C	6-11	208	So.	Gaffney, S.C. (Blacksburg)
33	Steinbrook, Lee	G	6-4	177	Jr.	Columbus, Neb.
34	Brooks, Melvin*	F	6-8 1/2	233	Sr.	Elizabeth City, N.C. (Northeastern/Chowan CC)
44	Markowski, Andy	F	6-8	200	Fr.	Ord, Neb.
54	Nelson, Leif	C	6-11	272	Fr.	Riverside, Calif. (Arlington)

1994-95 AT A GLANCE RETURNEES--7 (SIX LETTERMEN, TWO STARTERS IN CAPS)

1993-94 Statistics:

Name	Exp.	G-GS	MP-Avg.	FG%	FT%	Reb.-Avg.	TP-Avg.
JARON BOONE	2VL	30-28	898-29.9	.476	.705	78-2.6	366-12.2
Erick Strickland	2VL	30-13	671-22.4	.423	.811	103-3.4	322-10.7
TERRANCE BADGETT	2VL	29-16	605-20.9	.500	.580	132-4.6	250- 8.6
Melvin Brooks	1VL	30- 3	514-17.1	.491	.781	129-4.3	143- 4.8
Jason Glock	2VL	20- 0	269-13.5	.515	.875	36-1.8	85- 4.3
Mikki Moore	1VL	14- 0	87- 6.2	.455	.611	13-0.9	31- 2.2
Lee Steinbrook	SQ	4- 0	7- 1.8	1.000	.500	3-0.8	8-2.0
Totals		-60	3,051	—	—	494-16.5	1,205-40.2

LETTERMEN LOST—4 (FOUR LETTERMEN, THREE STARTERS IN CAPS)

Name	Exp.	G-GS	MP-Avg.	FG%	FT%	Reb.-Avg.	TP-Avg.
ERIC PIATKOWSKI	4VL	30-30	972-32.4	.496	.794	189-6.3	646-21.5
BRUCE CHUBICK	4VL	30-30	757-25.2	.563	.714	219-7.3	350-11.7
JAMAR JOHNSON	3VL	28-19	762-27.2	.498	.806	82-2.9	308-11.0
Tom Best	2VL	26-11	470-18.1	.361	.679	131-5.0	109- 4.2
Chad Jaeger	SQ	1-0	3- 3.0	1.000	.000	1-1.0	2- 2.0
Chris Newton	SQ	4-0	5- 1.3	.000	.000	2-0.5	0- 0.0
Kip Realph	SQ	3-0	5- 1.7	.000	.000	2-0.7	0- 0.0
Totals		-90	2,974	—	—	626-20.9	1,415-47.2

NEWCOMERS—6

Name	Exp.	1993-94 School	Pts.	Reb.
Chad Ideus, 6-6 1/2, F	Fr.	Adams (Neb.) High School	26.9	11.5
Andy Markowski, 6-8, F	Fr.	Ord (Neb.) High School	23.2	16.6
Leif Nelson, 6-11, C	Fr.	Arlington (Calif.) High School	22.5	15.6
Chris Sallee, 6-10, C	Jr.	South Mountain (Ariz.) CC	20.6	13.7
Chester Surles, 6-7, F	Fr.	Buena Vista (Mich.) High School	21.0	8.0
Tom Wald, 6-0, G	Jr.	Nebraska (Mankato State transfer)	DNP	DNP

NEW-LOOK NU AIMS FOR FIFTH-STRAIGHT NCAA BID

At first glance, it would appear that Coach Danny Nee's Nebraska basketball program might be headed for an overhaul in 1994-95. After all, the Huskers lost more than half of their scoring and rebounding power from last year's 20-10 team that advanced to the NCAA Tournament for the fourth-straight season and captured the school's first-ever Phillips 66 Big Eight Conference title.

Yes, Eric Piatkowski, Bruce Chubick and Jamar Johnson completed their eligibility after being credited with the lions' share of the Nebraska's success the past three seasons. However, the cupboard is far from bare, as the Huskers return six letterwinners, including two starters, from last year's team which made one of the most memorable late-season runs in school history en route to the Phillips 66 Big Eight Tournament title. Throw in a consensus Top 25 recruiting class in 1994, and one can see why Nee, in his ninth season on the Husker sideline, believes Nebraska can challenge for its first regular-season conference title in some 45 seasons and its fifth-straight NCAA Tournament appearance.

"I'm very comfortable," Nee said. "I like our team. And when I like my team, that's usually a good sign.

The nucleus Nee refers to includes the lone senior on the roster, **Melvin Brooks**, and juniors **Jaron Boone**, **Erick Strickland** and **Terrance Badgett**. That foursome drew a combined 60 starts between them a year ago and gives Nee a solid base from which to build his 1994-95 squad. Two other letterwinners, junior **Jason Glock** and sophomore **Mikki Moore**, figure to see increased playing time this season.

"The core of our team had a taste of success last season like we have never had here before," Nee said. "And when we have made progress in this program in the past, we have had a nucleus coming back that knew what it took to win.

Four years ago, it was Rich King, Beau Reid and Clifford Scales passing the torch following a record-setting 26-8 campaign that culminated with the school's second-ever NCAA Tournament bid to Piatkowski, Chubick and Johnson. Piatkowski, Chubick and Johnson fueled the passion for Husker hoops by leading Nebraska to three more NCAA Tournament appearances and its first-ever Phillips 66 Big Eight Tournament title. Nee hopes the passing of

the torch for the second time in the last four seasons will mean continued success for his program.

"Winning the Big Eight Tournament, beating teams like Michigan State and Iowa State on the road and taking care of Kansas and Oklahoma State at home provided invaluable experience. That doesn't mean it will automatically make Nebraska successful. But having experienced players who have been in big-time situations before is a huge plus."

The Losses

The talent losses, though, were also big-time for Nee's program, as Piatkowski, Chubick and Johnson were the heart and soul of the

NU program and three-year starters the last three seasons.

Piatkowski, a two-time first-team All-Big Eight pick and NBA first-round draft selection, put together one of the finest all-around seasons in school history as a senior, when he averaged a team-high 21.5 points per game and 6.3 rebounds. He was the Phillips 66 Big Eight Tournament MVP after averaging 25.3 points in three games, a mark aided by a school- and tournament-record 42-point outburst against Oklahoma in the opening round. Only the second first-round NBA

draft pick in school history, Piatkowski was taken with the 15th pick by the Indiana Pacers and then traded to the Los Angeles Clippers. He finished his career with 1,934 points, second on the Huskers' all-time chart and 16th on the Big Eight list. Piatkowski also owns the distinction of being the only player in school history to score 1,900 points, grab 600 rebounds and collect 300 assists in a career.

Piatkowski and Chubick, who redshirted as freshmen in the Huskers' 10-18 1989-90 campaign, are the only players in school history to have played on four NCAA Tournament teams. Chubick, who earned honorable-mention All-Big Eight honors and his third-straight first-team Phillips 66 Academic All-Big Eight certificate as a senior, was the Huskers' third-leading scorer (11.7 ppg) and top rebounder (7.3 rpg) in 1993-94. He was named to the Phillips 66 Big Eight All-Tournament team after averaging 15.3 points and 12.0 rebounds in Nebraska's title run. Chubick, a 30-game starter last season, also led the team in field goal shooting at 56.3 percent. He graduated from Nebraska with a history degree in December, 1993, and is playing professional basketball in Europe.

Johnson was the third starter who completed his eligibility. A three-year starter at the point, Johnson led NU in assists for the third straight season (123) and was the squad's fourth-leading scorer (11.0 ppg). He finished his career ranked third on NU's all-time assists list (355), fifth on the steals chart (126) and 21st on the scoring ledger (927 points).


Forward Tom Best also completed his career after averaging 4.2 points and 5.0 rebounds in his final season for the Huskers. Best, an 11-game starter, was the squad's third-leading rebounder and graduated last May with a degree in speech communication.

"You never replace guys like that," Nee said. "They worked their way to the high level they reached. Look at the minutes they played and the success they were involved with here.


"You simply don't replace that. The only way to look at it is to say you have to move on."

The Veterans


Nebraska will move on with six returnees who accounted for 46.0 percent of the scoring and 44.4 percent of the rebounding a year ago. Those figures, though, rank as the lowest for a Ne-



Jaron Boone is one of two returning starters from last year's 20-10 team.



Melvin Brooks is the lone senior on the 1994-95 Nebraska roster.



Terrance Badgett blocked a team-high 26 shots in 1993-94.

coached returning cast since the 1991-92 season. However, four of the top seven scorers from last year's team return, as do two of the top five rebounders. Despite the losses, Nee is confident in his team's ability.

"I don't see any innate weaknesses that we can't overcome," Nee said. "I like the intelligence of our guys. This team will be a little brighter than before. And our younger guys are impressionable and coachable. If we can get the older guys to lead and work hard, we'll be O.K."

Headlining the returnees is 6-6 junior guard **Jaron Boone**, a 28-game starter as a sophomore in 1993-94 and the odds-on-

favorite to take over as Nebraska's go-to-guy in 1994-95. A member of the 1994 Phillips 66 Big Eight All-Tournament team, Boone figures to challenge for all-conference honors in his final two seasons as a Husker. He was named to the league's 1994 All-Improved team, and was NU's second-leading scorer with a 12.2 average, a mark that equals the eighth-best average among 1994-95 Big Eight returnees.

"Jaron Boone is right on schedule," Nee said. "He already has improved and broadened his game. He can score, pass and play two positions.

"Now there is the mental part of the game that I can see moving up. He has all the tools to be a great player."

Boone heads into his junior season with 581 points, and would have to average 14.0 points over the 30-game 1994-95 schedule to become the school's 17th 1,000-point career scorer. Boone, who averaged 14.2 points in Big Eight play and hit a league-leading 46.2 percent from 3-point range, averaged 15.7 points over the Huskers' three-game Big Eight Tournament title run.

The other returning starter is 6-6 junior forward **Terrance Badgett**, who drew 16 starts and averaged 8.6 points and 4.6 rebounds per outing as a sophomore. He blocked a team-high 26 shots, which ranked seventh in the Big Eight, and was third on the team in field goal percentage (.500). A two-year starter, Badgett may well be the Huskers' most-athletic player and like Boone, could challenge for all-conference recognition in his final two seasons.

"He has that kind of talent," Nee said. "I want to see him, Boone and Strickland all step up at least one level from last year."

One of the Big Eight's top reserves the past two seasons moves from super-sub into the Huskers' starting lineup in 1994-95, as 6-3 junior guard **Erick Strickland** figures to battle for all-conference honors in his final two seasons. Strickland was the team's fifth-leading scorer at 10.7 points per outing a year ago, en route to spots on both the Big Eight's All-Bench and All-Defensive teams. He led the Huskers in steals (60) free throw shooting (.811) and was third in assists (96).

Strickland, who started 13 games last year and six as a freshman, heads into his junior season with 107 steals, good for ninth on NU's all-time list and just 70 off the record set by Clifford Scales from 1988-91. After spending the last two summers as an outfielder in the Florida Marlins minor league system, Strickland

took the summer of 1994 off and decided to forgo professional baseball until completing his collegiate basketball career.

"Giving up baseball for now will help him get physically and emotionally rested," Nee said.

Boone, Strickland and Badgett figure to be at the heart of Nebraska's program for the next three seasons, something which pleases Nee.

"Those guys have 'star' written all over them," Nee said. "Now how much they develop and refine their games is yet to be seen. But they'll certainly have the opportunity to be big-time players in this league. It's their team, they need to lead it."

The lone senior on NU's 1994-95 roster is 6-8 1/2 forward **Melvin Brooks**, and he figures to battle for one of the three open spots in Nee's lineup. He averaged 4.8 points and 4.3 rebounds per outing in his rookie year at Nebraska and drew three starts. Brooks hit 49.1 percent from the field and 78.1 percent from the free throw line. He spent the off-season in the weight room and watched his body fat drop from 17 to nine percent.

The fifth returning letterwinner is 6-5 junior swingman **Jason Glock**. He appeared in 20 games a year ago and averaged 4.3 points, while hitting 51.5 percent from the field. An outstanding student, Glock was an honorable-mention academic All-Big Eight pick as a sophomore and should contend for higher honors in his final two seasons in the Scarlet and Cream.

Sophomore **Mikki Moore**, one of three players who stands 6-10 or taller on the 1994-95 Husker roster, averaged 2.2 points and 0.9 rebounds in 14 games as a freshman. His brightest moment came at Kansas, when he scored six points in four minutes. Moore figures to battle for more playing time as a sophomore, and after an intense summer in the weight room, may be the Huskers' most-improved player.

Non-lettered reserve **Lee Steinbrook**, a 6-4 junior guard, was awarded a scholarship by Nee last summer, only the third time a walk-on has earned a scholarship in Nee's tenure. He appeared in four games last year, and averaged 2.0 points and 0.8 rebounds, while connecting on all three of his field goal attempts.


"What I like about this year's group is the nucleus is going to be together for two years," Nee said. "I'm comfortable with that. It's a good, strong, quality group. They'll have to step it up. But I think they are looking forward to that."

The Newcomers

Nee and his staff signed a consensus Top 25 recruiting class last year, and several of those players are expected to make immediate contributions. NU inked four players during the fall early-signing period, then added one player in the spring period. In addition, junior guard **Tom Wald** is eligible after sitting out the 1993-94 season

THE BIG EIGHT SINCE 1990-91

Team	W-L	Pct.	NCAA/
			NIT
Kansas	110-28	.797	4/0
Oklahoma St.	96-35	.733	4/0
Missouri	88-37	.704	3/0
Nebraska	85-39	.686	4/0
Oklahoma	76-49	.608	1/3
Kansas State	68-54	.557	1/2
Iowa State	67-56	.545	2/0
Colorado	52-63	.452	0/1




Erick Strickland is a two-time member of the Big Eight All-Defensive Team.

as a transfer from Mankato State.

"In my mind, this is the type of class that can keep this program heading upward," Nee said of his class that was ranked 22nd nationally by recruiting guru Bob Gibbons.

All four of the Huskers' fall signees were from the high school ranks, and two of the four were from Nebraska.

Chad Ideus, a 6-6 1/2 forward from Adams, Neb., verbally committed to Nebraska in the fall of 1992 and is believed to be the Huskers' earliest commitment ever in basketball after singing with NU last fall. A consensus first-team all-state selection in his final two prep seasons, Ideus was the captain of the 1994 Omaha World-Herald's All-Nebraska team after averaging 27.9 points and 11.5 rebounds per outing. He hit 65 percent from the field and 81 percent from the line as a senior en route to Nebraska Player-of-Year honors from Gatorade and USA Today. Ideus scored 2,245 points and grabbed 1,066 rebounds in a four-year varsity



Mikki Moore may be the Huskers' most-improved player in 1994-95.

career and helped Adams to the 1993 Class D-1 state title.

The other Nebraska prep in the Huskers' class is **Andy Markowski**, a 6-8 forward from Ord. A first-team all-state selection by both the Omaha World-Herald and the Lincoln Journal-Star as a senior, Markowski averaged 23.2 points and 16.6 rebounds, despite playing most of the season with a stress fracture in his foot. A two-time academic all-state pick, Markowski recorded nine career triple-doubles.

"I'm ecstatic to get two kids from Nebraska," Nee said. "We believe in them, and we believe in keeping the homegrown talent at home."

The other two freshmen to sign with the Huskers last fall were 6-11 center **Leif Nelson** and 6-7 forward **Chester Surles**. Nelson averaged 22.5 points, 15.6 rebounds and 3.4 blocked shots in his final season at Riverside's (Calif.) Arlington High School. He grabbed a career-high 28 rebounds in one game and had a career-high 36 points and 19 rebounds in his final prep game. An outstanding high school student, Nelson posted a 3.85 grade point average (on a 4.00 scale). His father, Bill, was a defensive tackle with the Los Angeles Rams.

"Leif has an outstanding work ethic," Nee said. "He'll bring a tremendous toughness to our team."

Regarded as the top recruit in Nebraska's incoming class, Surles averaged 21 points, eight rebounds, six assists and three blocked shots in his final season at Buena Vista High School in Saginaw, Mich. A consensus Top 50 player, Surles led Buena Vista to a No.

12 ranking in USA Today's final high school poll and a 21-2 record. Surles, who scored 11 points for the East team in last spring's Magic Johnson Roundball Classic, figures to battle for playing time as a rookie. He was a member of Buena Vista's

1992 and 1993 Michigan Class B state championship teams.

"Chester brings a wealth of big-game experience to the table. Without question, he's one of the nation's top prospects," Nee said.

After watching the development of Piatkowski and Chubick through a five-year plan that included a redshirt year as freshmen, Nee anticipates Ideus, Markowski and possibly Nelson taking redshirt seasons in 1994-95.

"This may be the strongest class academically we've ever had," Nee said. "These are well-rounded kids who are models in their communities. They bring the mental part of the game to the table. The other reason this class is so good is the balance."

The two juniors in the class, Wald and **Chris Sallee**, are expected to make an immediate impact. Wald sat out the 1993-94 season after transferring into the program from Mankato State, but figures to battle for the open point guard slot on Nee's first unit. Since his arrival in Lincoln, he has increased his vertical jump from 26 to 34.5 inches, and was rewarded for his dedication to the Nebraska strength and conditioning program by earning the squad's 1993 Ironman Award. A first-team All-North Central Conference performer as a sophomore, he averaged 13.1 points and hit 42.0 percent from the 3-point line and a team-high 83.2 percent from the free throw line.

"I like Tom's maturity," Nee said. "He doesn't have to be All-Big Eight. He just needs to help us run the team, and I'm banking on him to do that."


Sallee, a 6-10 center, was the Huskers' lone spring signee. A transfer from South Mountain (Ariz.) Community College, he averaged 20.6 points and 13.7 rebounds as a sophomore. His 13.7 rebound average ranked fifth nationally among all junior college performers a year ago.

"He can rebound, he has great hands and he has no ego about scoring," Nee said. "That fills a void for us. We don't need a guy to come score 20 points a game. We need Chris to come in, play good defense, rebound and block some shots."

If Nee is able to mix a little of the old with a little of the new, the overhaul, that so many believe is on the horizon, might be a quick one for the Huskers. On paper, it appears Nebraska has the talent to make a fifth-straight NCAA Tournament appearance and contend for the Big Eight title if things break right.

"We've got a couple of guys at each spot," Nee said. "On paper, it looks like one of our more complete teams. Our strength will be our perimeter game with Boone, Strickland and Badgett. But, we've really shored up our inside game with Sallee and Nelson. I really believe we have strengthened our team."

"We're like the tortoise, we're moving steadily forward and I feel real comfortable with that," he added. "I don't think we've reached our potential here. We've changed the perception of Nebraska basketball by the success we've had. We're a legitimate program, gaining respect nationally. If we keep working at it, there could be some great years ahead for Nebraska basketball."



Danny Nee has guided Nebraska to four-straight NCAA Tournament bids.

NEBRASKA'S 20-WIN SEASONS

Coach	20-Win Seasons
Danny Nee	4
Joe Cipriano	2
Moe Iba	1
P.J. Schlissler	1

1994-95 HUSKER NOTES

History-Making 1993-94 Season for Huskers: Coach Danny Nee's Nebraska basketball program reached new heights in 1993-94, as the Huskers advanced to the NCAA Tournament for the fourth consecutive season; captured their first-ever Phillips 66 Big Eight Tournament title and posted back-to-back 20-win campaigns for the first time in school history.

The 1993-94 campaign was a season of streaks for the Huskers, who finished 20-10 overall and 7-7 (fourth) in the Big Eight Conference. After a 1-2 start, Nebraska ran off 11-consecutive victories, a run that equaled the sixth-longest win streak in school history, then lost four in a row. After splitting its next four games, NU won six of its last eight, including three straight en route to the Phillips 66 Big Eight Tournament crown. The Huskers downed Oklahoma, 105-88, in the opening round, avenged a heartbreaking 80-78 loss at Missouri on the final day of the regular season with a 98-91 victory over the then-third-ranked (both polls) Tigers in the semifinals and knocked off then-No. 23 (Associated Press) Oklahoma State, 77-68, in the title bout.

Nebraska finished the season ranked 22nd in the final Associated Press poll, marking the second time in the last four seasons it had finished among the nation's elite, and it was 28th in the season-ending Sagarin rankings. The Huskers reached the 20-win plateau with their victory over Oklahoma State in the Big Eight title game, marking the first time they had produced consecutive 20-win campaigns and only the eighth 20-victory season in the program's 98-year history.

NU, which has won 20 or more games in three of the last four seasons, has posted the Big Eight's fourth-best record in that stretch at 85-39 (.686). Four of the Huskers' last eight wins a year ago came over rated opponents (Kansas in Lincoln, Oklahoma State twice, and Missouri in the Big Eight Tournament), while their two setbacks in that stretch were at Big Eight regular-season champion Missouri, the West's No. 1 seed, 80-78, and a 90-80 decision to Penn in the opening round of the NCAA Tournament.

The Coach: The Huskers' **Danny Nee** heads into his 15th season as a collegiate head coach with a 253-170 (.598) record, and a 146-103 (.586) mark entering his ninth campaign on the Nebraska sideline. He's second in Big Eight coaching seniority behind Missouri Coach Norm Stewart's 27-year tenure. Nee is the only coach in school history to take four teams to the NCAA Tournament, guide four 20-game winners and win a Phillips 66 Big Eight Tournament championship. He ranks as Nebraska's second-winningest coach behind Joe Cipriano's 253 victories in 17 seasons from 1964 through 1980.

His winning percentage is the best in school history among coaches who have spent at least seven seasons on the Husker bench. Nee earned career win No. 250 with Nebraska's homecourt victory over Oklahoma State last year. After watching his first four Nebraska teams post a 61-64 (.488) record, Nee has led the Huskers to an 85-39 (.686) mark over the last four campaigns.

Four Straight: Nebraska is one of 13 teams to earn NCAA Tournament bids in each of the last four seasons. Only nine schools--North Carolina (20), Duke (11), Arizona (10), Indiana (nine), Arkansas (seven), UCLA (six), Temple (five), Kansas (five) and New Mexico State (five) have longer active Tournament streaks than the Huskers. Three other schools--Oklahoma State, Seton Hall and Wake Forest, have appeared in the last four NCAA Tournaments like Nebraska.

It Started in San Juan: When Nebraska opens its 1994-95 season against Northeast Louisiana in the first round of the San

Juan Shootout, it returns to Bayamon, P.R., the site where its basketball rebirth started five years ago. Coming off a 10-18 season in 1989-90, the Huskers opened their 1990-91 campaign with a second-place finish at the San Juan Shootout and went on to finish 26-8 overall and earn the first of four straight NCAA Tournament bids. Nebraska is one of four 1994 NCAA Tournament teams in this year's San Juan Shootout field, along with Illinois (whom the Huskers beat in the 1990 Shootout semifinals, 100-73), College of Charleston and Alabama-Birmingham. Illinois is the top seed in this year's Shootout, with NU seeded second.

The 1994-95 Schedule: In addition to the San Juan Shootout, Nebraska's 1994-95 schedule features 17 home games and a minimum of 12 games against 1994 postseason tournament participants. The schedule includes at least eight games against 1994 NCAA Tournament entrants Kansas, Missouri, Oklahoma State, Michigan State and Texas. In addition, the Huskers could face NCAA Tournament participants Illinois, Alabama-Birmingham and College of Charleston in the San Juan Shootout. NU is also guaranteed four games against 1994 National Invitation Tournament teams Oklahoma and Kansas State, while a fifth NIT entrant, Southern Mississippi, is in the Ameritas Classic.

On the Tube: The Huskers' 1994-95, 30-game schedule features 13 games slated for either national or regional television. NU is scheduled to make three ESPN appearances (Kansas State, at Long Beach State and at Kansas), two ABC appearances (Michigan State and Oklahoma) and one appearance (Kansas) on ESPN2. In addition, Creative Sports has taken over the Big Eight's syndicated weekly Saturday package from Raycom, and the Huskers are scheduled to make seven appearances on that network series, including their first-round Phillips 66 Big Eight Tournament game.

In conjunction with the Big Eight Conference, Creative Sports will also produce a live studio show, "Studio 66," that will debut this winter.

Ambassador Strickland: Nebraska junior guard **Erick Strickland**, who spent the summers of 1992 and 1993 playing minor league baseball in the Florida Marlins organization, took the summer of 1994 off from baseball and worked as an ambassador for the Nebraska Athletic Development Office. Strickland reported to the Marlins back in May after school was out, but after a couple of weeks in their camp, decided to put his professional baseball career on hold until he completes his collegiate basketball eligibility. Strickland, who was drafted in the 31st round by the Marlins as an outfielder following his final prep season at Bellevue (Neb.) West High School, was listed as the Marlins' 10th-best minor league prospect by Baseball America last winter.

Husker Recruiting Class Lauded: The Huskers' incoming five-player recruiting class has been recognized as a consensus top 25 class, according to several recruiting gurus. Nebraska's class of junior **Chris Sallee** and freshmen **Chad Ideus**, **Andy Markowski**, **Leif Nelson** and **Chester Surles** was rated as the nation's 22nd-best incoming crop according to analyst Bob Gibbons All-Star Sports Publications. In addition to the five newcomers, Mankato State transfer **Tom Wald** will be eligible after sitting out the 1993-94 season and will have two years of eligibility remaining.

In the Polls: After receiving votes in 11 of the first 17 Associated Press polls a year ago, Nebraska finished 22nd in the final AP

listing, marking the second time in the last four seasons and only the third time ever it had been ranked in the last AP listing (the Huskers were 11th in both the final 1990-91 poll and the 1965-66 listing). NU has made at least one AP Top 25 showing in each of the last four seasons for the first time ever.

The Drought's Over: When the Huskers walked off the Kemper Arena floor with their first Phillips 66 Big Eight Tournament championship trophy last March, it marked only the second time NU had won a conference title of any kind on the hardwood since its last regular-season title in 1950. NU's only other league crown in hoops since 1950 came during the 1967-68 season, when it claimed its only Big Eight Conference Holiday Tournament title.

What a Reception: The Nebraska basketball team was greeted by over 7,000 well-wishers when it returned to the Bob Devaney Sports Center after winning the school's first-ever Phillips 66 Big Eight Tournament title. "Everybody kept coming up to us and telling us how much fun they were having," NU's Jamar Johnson said after the reception. "We were winning and they got to stay in Kansas City. It was the first time for us as well as you guys. I hope you enjoyed it."

Another Box Office Hit: A season-high crowd of 14,605 (the 15th-largest in school history) for last year's home finale against Oklahoma State pushed Nebraska's season attendance mark to 212,447 fans, the third-highest total in school history, but 1,268 short of last year's record. NU, which posted its third-highest average ever at 13,278 fans for 16 home games, topped the 200,000 mark for only the third time in the building's 18-year history. For seven Big Eight games, the Huskers drew a school-record 100,973 fans (233 better than the 100,740 in 1990-91) and finished with a record average of 14,475 fans per contest.

Since the start of the 1990-91 season, 833,815 fans, or an average of 13,235 per outing, have watched Nebraska basketball in the Devaney Center. Nebraska's per-game average of 13,278 a year ago ranked 20th nationally.

Homecourt Advantage: The big crowds have translated into wins on the court for NU, as the Huskers have fashioned a 55-8 homecourt record over the last four seasons, including a 13-3 mark last year. Nebraska dropped games to Texas, Missouri and Oklahoma, but takes a modest four-game homecourt win streak into the 1994-95 season. The Huskers are 218-58 in 18 seasons of play at the Devaney Center.

A Pike First: Only the eighth player in school history to earn first-team All-Big Eight honors in consecutive seasons, **Eric Piatkowski** became the first player in Nebraska history to record career totals of 1,900 points (1,934), 600 rebounds (669), 300 assists (322) and 100 steals (123). An AP honorable-mention All-America selection, Piatkowski was the first Husker to ever win the Phillips 66 Big Eight Tournament MVP award. The Polish Rifle was a first-round draft pick of the NBA's Indiana Pacers (15th pick), but was then traded to the Los Angeles Clippers.

It's Academic: For the third consecutive season, Nebraska forward **Bruce Chubick** earned first-team Phillips 66 Academic All-Big Eight honors. Chubick, who graduated with a degree in history, Dec. 18, 1993, posted a 3.21 cumulative grade point average during his college career. Chubick was also named to the GTE/CoSIDA District VII Academic All-America team.

Only the third men's basketball player in school history to earn three consecutive first-team Academic All-Big Eight certificates, Chubick's selection marked the 11th consecutive year Nebraska produced at least one first-team performer. The Huskers' 24 first-

team Academic All-Big Eight performers rank second to Kansas' league-leading 25 all-time selections. **Jason Glock** was an honorable-mention academic All-Big Eight pick.

The Husker Juggle: The Huskers' offensive attack may well have been the Big Eight's most balanced a year ago, when six players averaged 8.6 points or better, led by guard Eric Piatkowski's 21.5 mark. NU also had a league-leading five players average in double-digits for the season. Nine different Huskers produced at least one double-figure scoring game last season, and six players led the team in scoring at least once.

Love the D: A key in Nebraska's success last season was its play at the defensive end of the floor. For the season, Husker opponents shot 43.6 percent from the floor, 32.7 percent from 3-point range. Only seven teams--Texas, Appalachian State, Michigan State, Kansas, Iowa State, Oklahoma and Oklahoma State, shot 50.0 percent or better from the field against Nebraska last season. The Huskers were 11-2 a year ago when holding their foe to 79 or fewer points.

Teamwork Spells Victory: The Huskers were 11-1 when handing out 20 or more assists in a game a year ago, 9-9 when dishing out 19 or fewer assists. In its 20 victories, Nebraska averaged 21.0 assists per game, while in its 10 losses it averaged just 15.4 assists per game.

Taking Care of the Rock: Nebraska turned the ball over an average of 15.9 times per game a year ago, the second-lowest miscue mark for a Danny Nee-coached Husker team. The Huskers, who recorded the third-fewest number of turnovers of any Big Eight team last season, had 209 turnovers in league play, their fewest since the 1986-87 season.

Towing the Line: After hitting just 68.4 percent from the free-throw line in 1992-93, Nebraska hit 74.5 percent at the stripe last season, a figure that ranked second in the Big Eight and ninth nationally. In Big Eight play, the Huskers shot a league-high 78.2 percent at the line. NU hit 92.0 percent from the line against Iowa State in Ames, the best effort by a Big Eight team at the stripe in 1993-94. The Huskers' 74.5 percent effort ranked as their best since the 1980-81 season, and marked just the third time in the last eight seasons they had hit 70.0 percent or better from the line.

Husker Notebook: Nebraska is 63-14 since the start of the 1990-91 season when scoring 80 or more points, 15-6 last season...21 of NU's 32 100-point outings have come under Danny Nee...NU's 11-game win streak, from Dec. 3 through Jan. 15, equaled the sixth-longest streak in school history, while its four-game losing streak was the longest in five seasons...the Huskers ended Michigan State's 22-game homecourt win streak with an 85-81 victory at East Lansing and stopped Iowa State's school-record-tying 22-game Hilton Coliseum win string with a 78-72 decision in Ames to open Big Eight play...NU's 87.3 scoring average was the second-highest in school history...the Huskers averaged 80-plus points for the fifth straight season...Nebraska has made at least one 3-point goal in 98 straight games...NU drained a school-record 194 treys in a record 564 attempts, as nine of 10 scholarship players hit at least one 3-pointer...the Huskers were 19-1 when leading at the half a year ago, 2-8 when behind and 0-1 when tied at intermission...Nebraska's 1994-95 roster features six players who were either born in the state or lived in the Cornhusker state at some point in their childhood...the Huskers have won six of seven Ameritas Classic titles.

1994-95 NU RADIO AND TELEVISION ROSTER



Pronunciation Guide

Jaron Boone Jah-RON
 Mikki Moore MY-KEY
 Chad Ideus Eye-DEE-us
 Chris Sallee Sah-LEE

Danny Nee
Head Coach



Career Record _____
 NU Record _____

3
Chester Surles
6-7, 212, Fr., G
Saginaw, Mich.



PPG _____
 RPG _____

5
Terrance Badgett
6-6, 224, Jr., F
Omaha, Neb.



PPG _____
 RPG _____

12

Tom Wald
6-1, 181, Jr., G
Brooklyn Park, Minn.



PPG _____
 RPG _____

13

Chris Sallee
6-10, 230, Jr., C
Scottsdale, Ariz.



PPG _____
 RPG _____

21

Erick Strickland
6-3, 213, Jr., G
Bellevue, Neb.



PPG _____
 RPG _____

24

Jaron Boone
6-6, 200, Jr., G
Salt Lake City, Utah



PPG _____
 RPG _____

30

Jason Glock
6-5, 202, Jr., G
Wahoo, Neb.



PPG _____
 RPG _____

31

Chad Ideus
6-6 1/2, 203, Fr., F
Adams, Neb.



PPG _____
 RPG _____

32

Mikki Moore
6-11, 208, So., C
Gaffney, S.C.



PPG _____
 RPG _____

33

Lee Steinbrook
6-4, 177, Jr.
Columbus, Neb.



PPG _____
 RPG _____

34

Melvin Brooks
6-8 1/2, 233, Sr., F
Elizabeth City, N.C.



PPG _____
 RPG _____

44

Andy Markowski
6-8, 200, Fr., F
Ord, Neb.




PPG _____
 RPG _____


54

Leif Nelson
6-11, 272, Fr., C
Riverside, Calif.



PPG _____
 RPG _____





Inside:

- ❑ *Melvin Brooks... 32-33*
- ❑ *Terrance Badgett, 34-35*
- ❑ *Jaron Boone 36-37*
- ❑ *Jason Glock 38-39*
- ❑ *Erick Strickland.. 40-41*
- ❑ *Mikki Moore 42-43*
- ❑ *Chad Ideus 44*
- ❑ *Andy Markowski 45*
- ❑ *Leif Nelson 46*
- ❑ *Chester Surles 47*
- ❑ *Chris Sallee 48*
- ❑ *Lee Steinbrook 49*
- ❑ *Tom Wald 50*

Meet the Huskers

MELVIN BROOKS



34

6-8 1/2 233

Senior

Forward

Elizabeth City, N.C. (Northeastern/Chowan College)



1994-95: The lone senior on the 1994-95 Nebraska roster, forward Melvin Brooks will be called upon to lead this year's team...after appearing in all 30 games a year ago, he figures to battle for a starting assignment along the Husker frontline...he had an outstanding off-season in the weight room, increasing his squat from 340 to 350 pounds, his hang clean from 200 to 223, his bench from 256 to 333, and lowered his agility run from 4.48 to 4.39 en route to a Performance Award from the Husker Performance Team...when he enrolled at Nebraska, he weighed 255 pounds with 17 percent body fat, but he's slimmed down to 233 pounds and nine percent body fat.


In 1993-94 (Junior): One of two players who signed with Nebraska in the spring signing period, Brooks drew three starts and appeared in all 30 games...had five points and four rebounds in 12 minutes off the bench in the Huskers' first-round NCAA Tournament loss to Pennsylvania...came off the bench to score six points, grab eight rebounds and block a career-high four shots in 21 minutes against Oklahoma State in the championship game of the Phillips 66 Big Eight Conference Tournament...his biggest points of the season, though, may have come against the Cowboys, as his conventional three-point play with 2:50 left increased the Huskers' lead from 63-59 to 66-59 and OSU would come no closer than five after that...had four points, six rebounds and a pair of assists against Missouri in the Big Eight semifinals, two points, five rebounds and a pair of steals against Oklahoma in the tournament's opening round...hit 59.1 percent from the field over the last eight games, 85.7 percent at the free throw line, while averaging 4.4 points and 4.4 rebounds per outing...against Kansas in Lincoln, he had a career-high-tying 12 points and five rebounds in 19 minutes off the pine... a 37.8 percent field goal shooter in conference play entering the Kansas game in Lincoln, he was five-for-five from the field against the Jayhawks, including two-of-two from 3-point range, as the Huskers posted a 96-87 victory...made his first career start against Missouri-Kansas City, and responded with a career-high 12 points, five rebounds and two assists in 25 minutes...was fourth on the team in free throw percentage (.781) and blocked shots (14), fifth in rebounding (4.3 rpg), assists (48) and steals (21), sixth in field goal percentage (.491) and seventh in scoring (4.8 ppg)...grabbed five or more rebounds 14 times, including a career-high 10 at Kansas...his other double-figure scoring efforts came against Portland (10) and at Oklahoma (11)...his effort against Portland came on a five-for-six performance from the field...contributed five or more points 13 times...had at least one assist in 22 of 30 games, three or more assists eight times...dished out a career-high six assists against Ohio.

1992-93 & 1991-92 (Chowan College): As a sophomore, Brooks averaged 15.2 points and 7.2 rebounds for the Murfreesboro, N.C., school that finished the 1992-93 season with a 19-8 record...was the second-best 3-point shooter on the team at 35.0 percent...earned all-conference and all-region honors...started on Chowan's 1991-92 squad that went 26-5 and advanced to the National Junior College Athletic Association Tournament at Hutchinson, Kan.... averaged 10 points and 5.4 rebounds as a freshman for Coach Bob

Burke...originally signed with East Tennessee State out of high school, but went to Chowan to improve in the classroom...Chowan has sent approximately 35 players into the Division I ranks, including the Seattle SuperSonics' Nate McMillian, who played at North Carolina State.

High School: Northeastern High School in Elizabeth City, N.C., 1991...as a prep senior, Brooks averaged 26 points and 13 rebounds for an Elizabeth City team that went 26-5 and advanced to the semifinals of the state tournament...was a second-team all-state pick...played in the McDonald's North Carolina East-West All-Star Game and had 11 points...one of his all-star teammates was former Wake Forest standout Rodney Rodgers, a 1993 first-round draft pick by the Denver Nuggets...averaged 18 points as a junior and 10 as a sophomore...high school coach was James Day, who played for North Carolina Coach Dean Smith during the 1985-86 season.

Personal: The son of Winford and Veronica Morris, Brooks has a sister and a brother...born Nov. 8, 1971, at Elizabeth City, N.C. ...sociology major...picked Nebraska after considering Richmond, Wake Forest, North Carolina State, South Carolina and Georgia Tech.



BROOKS' 1993-94 GAME-BY-GAME

Opponent	MP	FG	3FG	FT	Reb.	A	S	BS	Pts.
Texas-San Antonio	20	2-4	0-0	1-1	9	3	1	0	5
Texas	22	2-4	0-1	2-2	4	0	2	0	6
@Appalachian St.	20	1-3	0-0	1-2	5	1	0	0	3
Ohio	22	1-3	0-2	1-2	4	6	2	0	3
Portland	20	5-6	0-0	0-0	5	3	1	0	10
@Creighton	13	1-1	0-0	0-0	3	1	0	0	2
Wichita State	21	3-7	1-1	1-2	7	3	0	1	8
@Michigan State	19	1-4	0-2	0-0	3	0	2	1	2
Florida A&M	19	3-6	1-2	2-3	5	3	2	0	9
Northern Iowa	17	1-2	1-1	0-0	3	2	0	1	3
@ Iowa State	14	1-7	1-3	0-0	2	3	1	1	3
Southern Utah	17	2-5	0-0	2-2	4	0	1	0	6
Colorado	16	2-4	0-2	2-2	3	4	0	0	6
Missouri-KC*	25	5-6	2-3	0-1	5	2	1	1	12
@Colorado*	20	1-3	0-1	2-2	5	2	0	1	4
Missouri*	16	1-2	0-1	0-0	2	1	0	1	2
Oklahoma	10	0-1	0-0	2-2	6	1	0	0	2
@ Kansas	18	1-5	0-0	0-0	10	0	3	0	2
@ Kansas State	15	2-4	0-0	2-2	1	1	0	0	6
Iowa State	12	0-2	0-1	0-0	1	2	0	0	0
@ Oklahoma	27	5-7	1-1	0-0	5	3	1	1	11
@ Oklahoma State	12	1-2	0-0	1-2	2	1	0	0	3
Kansas	18	5-5	2-2	0-0	5	1	0	0	12
Kansas State	15	1-2	0-0	0-0	1	0	0	0	2
Oklahoma State	12	2-3	0-0	0-0	3	0	1	0	4
@Missouri	17	0-2	0-1	0-0	3	1	0	0	0
Oklahoma!	10	1-3	0-0	0-0	5	0	2	1	2
Missouri!	14	1-3	0-0	2-2	6	2	1	1	4
Oklahoma State!	21	1-2	0-0	4-5	8	2	0	4	6
Penn#	12	2-2	1-1	0-0	4	0	0	0	5

!Big Eight Tournament, #NCAA Tournament, *Denotes Game Started.

BROOKS' PERSONAL PROFILE

Favorite food: Lasagna
Favorite NBA team: Los Angeles Lakers
Favorite NBA player: Magic Johnson
Favorite movie: Indecent Proposal
Favorite actor/actress: Bruce Willis/Demi Moore
Favorite TV show: Living Single
Favorite vacaion spot: Bahamas
Age first picked up a basketball: 7
Most memorable sports moment: Winning Big Eight Tournament.
Why did you pick No. 34?: Because Len Bias was my idol.
Why did you come to Nebraska?: To better my education.
Where do you see yourself in 10 years?: Running my own business.
The best thing about college basketball is...: The level of competition each night.
If I won the lottery I would...: I would donate to AIDS reseach and take care of my family.

BROOKS' CAREER STATISTICS

Year	G-GS	FG-FGA	Pct.	3FG-3FGA	Pct.	FT-FTA	Pct.	Reb.-Avg.	TP-Avg.	MP	A	BS	S
1994	30-3	54-110	.491	10-25	.400	25-32	.781	129-4.3	143-4.8	514	48	14	21
Big 8	14-2	22-49	.449	4-12	.333	9-10	.900	49-3.5	57-4.1	223	20	4	6

BROOKS' CAREER HIGHS

POINTS

12 vs. UMKC, 1/15/94
 vs. Kansas, 2/23/94

REBOUNDS

10 at Kansas, 2/6/94



ASSISTS

6 vs. Ohio, 12/3/93

TERRANCE BADGETT



6-6 224 Junior Forward
Omaha, Neb. (South)



In 1994-95: One of the Huskers' most-gifted players, Badgett is one of two returning starters from last year's 20-10 squad that won the Big Eight Tournament title for the first time ever and advanced to the NCAA Tournament for the fourth-straight season...a two-year starter, he'll wear No. 5 this season after donning No. 43 as a freshman and sophomore...his 39 career blocks rank 11th on NU's all-time list.

1993-94 (Sophomore): Netted 10 points and grabbed six rebounds in Nebraska's first-round NCAA Tournament loss to Pennsylvania...had two points, two rebounds and a pair of steals in 17 minutes against Oklahoma State in the Phillips 66 Big Eight Tournament title game...netted four points and grabbed five rebounds in the semifinal win over Missouri...saw just 18 minutes of playing time against Oklahoma in the opening round and had two points and a pair of rebounds...had 12 points, five rebounds, a block and one steal in 22 minutes against Kansas in Lincoln...scored a career-high 19 points, pulled down seven rebounds and rejected a pair of shots in 32 minutes against Iowa State in Lincoln...started the last 13 games of the season and 16 all-told...keyed NU's victory at Kansas State that ended a four-game losing streak with a then-career-high-tying 17 points, five rebounds and three assists in 31 minutes...in a five-game stretch from Feb. 6-23, he averaged 13.6 points and 4.8 rebounds per game, while hitting 60.0 (30-of-50) of this field goals...an explosive offensive player, he netted 15 points in 15 minutes against Florida A&M...he blocked a team-leading 26 shots, and was third on the squad in field goal percentage (.500)...his block total was the eighth-best single-season mark in school history...was NU's fourth-best rebounder (4.6 rpg) and sixth-leading scorer (8.6 ppg)...was also sixth on the team in assists (44) and tied for sixth in steals (18)...his 0.9 blocked shots per game ranked seventh in the league...had 12 double-figure scoring games to his credit, and contributed five or more points 21 times...a 58.0 percent free throw shooter on the season, he hit 80.0 percent of his throws in conference play (12-of-15)...grabbed five or more rebounds 15 times, including a career-high-tying 10 vs. both Missouri-Kansas City and Missouri...had at least one block in 19 of 29 appearances...was slowed in fall by a stress fracture in his left foot.

1992-93 (Freshman): Badgett, a redshirt freshman, was one of four NU players named to the Big Eight all-freshman team and he was a ninth-team freshman All-American by Basketball Weekly...started the last 15 games of the season at small forward and 17 games in all...was NU's seventh-leading scorer at 6.7 points per game and was the squad's fifth-best rebounder with a 3.5 average...tallied 10 points, three assists and a pair of steals in 19 minutes at Kansas...had an 11-point performance a month earlier vs. Kansas in Lincoln...his steal and dunk with three seconds left sealed the Huskers' upset of the then-third-ranked Jayhawks...had 15 points in 16 minutes at Colorado...moved back into the starting lineup for the Sacramento State game, scored 14 points and grabbed six rebounds vs. the Hornets, and never left the starting five the rest of the season...averaged 6.9 points and 3.0 rebounds in last 15 starts and hit 49.3 percent from the field...scored in

double figures seven times, as NU went 6-1 in those games...ranked second on the team in field goal percentage (.497), third in blocked shots (13), fifth in rebound average (3.5 rpg) and seventh in scoring (6.8 ppg)...in conference play, he averaged 6.1 points and 2.8 rebounds, while connecting on 48.4 percent of his field goals (second best on team) and 71.9 percent of his free throws...came off the bench to score a then-career-high 17 points in 15 minutes against Texas-Arlington...nine of his 17 points vs. UTA came in the game's final 2:25...grabbed a career-high 10 rebounds in his second collegiate start at Wichita State, and hauled down nine boards three times...grabbed five or more rebounds eight times.

1991-92 (Freshman): Redshirted.

High School: South High School in Omaha, Neb., 1991...averaged 24.5 points and 11.0 rebounds as a senior en route to 1991 Gatorade Circle of Champions Nebraska Player-of-the-Year honors...also earned a spot on both the Lincoln Journal-Star Super-State and Omaha World-Herald All-Nebraska teams for the second-straight year...hit 51 percent from the field and 68 percent at the free-throw line as a senior...scored a career-high 40 points against Lincoln High...his 1,541 career points were the most ever scored by a Packer player and ranked as the sixth-highest total in Omaha Metro Conference history...averaged 19.1 points and 10.0 rebounds as a junior and led the Packers to the 1990 Nebraska Class A state title...member of the 1990 Valentino's Nebraska All-Stars that advanced to the quarterfinals of the Las Vegas Invitational...two-time first-team All-Metro selection...earned four letters for Packer Coach Joe Neuberger.

Personal: The son of Rosetta Badgett, Terrance has four brothers...born Oct. 28, 1972, at Omaha, Neb....human development and the family major...signed with the Huskers in the fall of 1990 after visiting Kansas State, Southern Cal, Michigan and Creighton.

BADGETT'S PERSONAL PROFILE

Favorite food: Meat Loaf
Favorite NBA team: New Jersey Nets
Favorite NBA player: Magic Johnson
Favorite movie: Goonies
Favorite actor/actress: Jack Nicholson/Demi Moore
Favorite TV show: Martin
Favorite vacation spot: Hawaii
Age first picked up a basketball: 11
Most memorable sports moment: 1991 state tournament.
Why did you pick No. 5?: Because it's time to change the past.
Why do you come to Nebraska?: Because of my family.
Where do you see yourself in 10 years?: Living happy and enjoying my family and job.
The best thing about college basketball is...: The fans.
If I won the lottery I would...: Be happy and thankful. I'd give half to my church and live happily ever after.

BADGETT'S 1992-93 GAME-BY-GAME

Opponent	MP	FG	3FG	FT	Reb.	A	St	BS	Pts.
Colgate	17	3-7	2-3	0-0	3	2	0	1	8
Kent	16	3-10	0-0	1-2	9	2	0	2	7
The Citadel	19	6-9	0-0	0-1	9	1	0	0	12
Creighton*	14	3-7	1-2	0-0	6	1	0	0	7
@Wichita State*	20	2-6	1-3	2-2	10	0	0	3	7
Appalachian State	17	1-2	0-1	2-2	3	1	0	0	4
Texas-Arlington	15	8-9	1-2	0-2	4	1	1	0	17
@Southern Cal	12	1-5	0-3	2-2	5	0	0	1	4
Michigan%	11	2-6	1-3	0-0	1	1	0	0	5
SW Louisiana%	3	1-2	0-0	0-0	0	0	0	0	2
Fordham%	16	3-5	1-2	2-4	3	2	0	0	9
Eastern Illinois	17	6-9	0-0	1-2	4	0	3	1	13
Southern Utah	19	3-5	0-0	0-0	5	0	0	0	6
@Mo.-Kansas City	2	1-2	0-0	0-0	0	0	0	0	0
@Oklahoma	12	0-3	0-1	2-4	2	0	1	0	2
@Oklahoma State	12	1-1	0-0	0-0	1	2	1	0	2
Sacramento State*	31	6-13	0-1	2-4	6	3	1	1	14
Kansas State*	14	1-2	0-0	2-4	4	2	0	0	4
Colorado*	16	4-8	0-0	7-8	4	1	1	0	15
Missouri*	13	2-5	0-1	0-0	3	1	0	0	4
@Iowa State*	24	3-7	0-0	0-0	9	0	1	0	6
Kansas*	15	5-6	0-0	1-3	4	0	1	0	11
@Kansas State*	16	1-2	0-0	4-4	3	4	1	0	6
Oklahoma State*	13	1-3	1-2	0-0	2	0	1	0	3
@Missouri*	19	3-6	1-1	0-0	1	1	1	1	7
Colorado*	17	2-4	0-0	2-2	3	0	3	0	6
Iowa State*	20	2-5	0-1	2-2	1	2	0	1	6
@Kansas*	19	4-9	1-1	1-3	0	3	2	0	10
Oklahoma*	12	1-1	0-0	2-2	2	2	0	1	4
Kansas State*!	9	0-0	0-0	0-0	0	1	0	1	0
New Mexico St.*#	10	2-4	0-1	0-0	2	0	1	0	4

BADGETT'S 1993-94 GAME-BY-GAME

Opponent	MP	FG	3FG	FT	Reb.	A	St	BS	Pts.
Texas-San Antonio*	20	8-10	0-0	1-2	5	0	1	0	17
Texas*	24	5-7	0-0	1-1	6	1	1	0	11
@Appalachian St.*	15	1-4	0-0	0-0	2	1	0	2	2
Portland	11	3-7	0-0	2-2	2	0	0	0	8
@Creighton	19	4-7	1-3	0-2	4	2	1	1	9
Wichita State	24	4-9	0-2	0-2	5	3	2	1	8
@Michigan State	14	3-5	0-1	0-1	0	1	0	1	6
Florida A&M	16	6-9	0-1	3-4	6	0	2	2	15
Northern Iowa	16	3-6	0-0	3-9	5	2	1	1	9
@Iowa State	9	0-5	0-2	0-0	2	3	0	0	0
Southern Utah	17	4-7	1-1	0-0	5	3	0	0	9
Colorado	17	6-10	0-2	2-2	3	4	0	1	14
Missouri-KC	22	4-7	1-1	5-6	10	2	0	1	14
@Colorado	19	3-9	0-1	0-0	3	2	1	0	6
Missouri	25	6-11	0-2	0-0	10	2	1	2	12
Oklahoma	27	2-6	0-0	0-0	8	1	2	1	4
@Kansas*	25	1-6	0-1	2-2	1	2	0	2	4
@Kansas State*	31	6-7	0-0	5-5	5	3	0	0	17
Iowa State*	31	9-12	0-0	1-3	7	1	0	2	19
@Oklahoma*	27	5-10	0-0	0-0	3	1	0	2	10
@Oklahoma State*	29	5-10	0-2	0-1	4	1	1	0	10
Kansas*	22	5-11	0-0	2-2	5	0	1	1	12
Kansas State*	23	2-4	0-0	0-0	8	1	1	2	4
Oklahoma State*	27	3-9	0-0	0-0	4	2	0	1	6
@Missouri*	18	3-8	0-0	0-0	4	2	0	1	6
Oklahoma!*	18	1-5	0-0	0-0	2	0	0	1	2
Missouri!*	14	2-5	0-0	0-0	5	0	0	0	4
Oklahoma State!*	17	1-3	0-0	0-0	2	1	2	1	2
Penn#*	26	4-9	0-0	2-6	6	1	1	0	10

*Game started, !Big Eight Tournament, #NCAA Tournament, %Rainbow Classic.

BADGETT'S CAREER STATISTICS

Year	G-GS	FG-FGA	Pct.	3FG-3FGA	Pct.	FT-FTA	Pct.	Reb.-Avg.	TP-Avg.	MP	A	BS	S
1993	31-17	81-163	.497	10-28	.357	35-53	.660	109-3.5	207-6.7	470	33	13	19
Big 8	14-12	30-62	.484	3-7	.429	23-32	.719	39-2.8	86-6.1	222	18	3	13
1994	29-16	109-218	.500	3-19	.158	29-50	.580	132-4.6	250-8.6	603	44	26	18
Big 8	14-9	56-118	.475	0-10	.000	12-15	.800	67-4.8	124-8.9	331	25	15	7
Totals	60-33	190-381	.499	13-47	.277	64-103	.621	241-4.0	457-7.6	1073	77	39	37
Big 8	28-21	86-180	.478	3-17	.176	35-47	.745	106-3.8	210-7.5	553	43	18	20


BADGETT'S CAREER HIGHS

POINTS 19 vs. Iowa State, 2/12/94
REBOUNDS 10 three times
ASSISTS 4 vs. Colorado, 1/8/94

JARON BOONE



6-6 200 Junior Guard
Salt Lake City, Utah (Skyline)



In 1994-95: After an outstanding all-around sophomore season, Jaron Boone figures to challenge for all-conference honors in his final two seasons at Nebraska...one of two returning starters from last year's Big Eight Tournament championship team, he will again split time between off-guard and the point...he'll also be called upon to pick up some of the offensive slack left by the graduation of two-time All-Big Eight performer Eric Piatkowski...

Boone has 581 points in his two-year career and if he averages 14.0 points this season, he would become the school's 17th 1,000-point scorer...he'll also start his junior season ninth on NU's all-time list for 3-point goals made (52) and attempted (152)...spent last summer in the NU weight room, along with workout partner and teammate Melvin Brooks...Boone saw his hard work pay off, as his squat went from 213 to 288 pounds, his hang clean from 171 to 196 and his bench from 300 to 335, while his vertical jump increased from 27 to 28 inches...he was one of eight Huskers to earn the Performance Award and received the team's 1994 Ironman Award as determined by a squad vote.



1993-94 (Sophomore): Capped an impressive sophomore season by being named to the Phillips 66 Big Eight All-Tournament team after averaging 15.7 points and 4.3 rebounds in NU's title run...had 11 points, four rebounds and five assists against Oklahoma in the first round...came back with the second-highest scoring game of his career, a 21-point production, against Missouri in the semifinals...had 15 points, four rebounds and two assists in NU's title game victory over Oklahoma State...hit two-of-12 fielders vs. OU in the first round, but nailed 12-of-25 in the next two games...had eight points and five assists in NU's first-round NCAA Tournament loss to Pennsylvania...was named to the Big Eight's All-Improved team and was an honorable-mention All-Big Eight pick on the Kansas City Star's Players team...grabbed a career-high seven rebounds at Missouri...had a career-high 24 points and a season-high-tying eight assists in 35 minutes vs. Iowa State...was NU's second-leading scorer in Big Eight play at 14.2 points per game, a figure that ranked 13th in the league, and hit a team-best 51.0 percent from the field (league's fifth-best mark), a league-high 46.2 percent of his treys and 74.4 percent of his free throws...31 of his 35 3-point goals came in NU's last 20 games, as he hit 43.7 percent (31-of-71) from beyond the arc over that stretch...was seven-for-seven from the field vs. Portland, the best shooting game for a Husker player in some five seasons...team's second-best scorer with a 12.2 average, he scored in double figures 21 times, including 12-straight games from early February through the Big Eight Tournament...led NU in 3-point percentage (.368), was second on the squad in minutes played (898) and assists (109), fourth in steals (36) and seventh in field-goal shooting (.476)...had five or more assists 11 times, including a season-high eight at Michigan State and vs. Iowa State in Lincoln...he was the only Husker to have at least one assist in every game, and takes a string of 33-straight games with at least one assist into the 1994-95 season...started 28 games, including last 25...his regular-season scoring average (12.2 ppg) ranked 17th in the Big Eight, while he was tied for 10th in assists at 3.6 per game.

1992-93 (Freshman): Like teammates Terrance Badgett and Erick Strickland, Boone was named to the Big Eight All-Freshman squad...had three points and three assists in Nebraska's first-round NCAA Tournament loss to New Mexico State...exploded for 14 points, one off his career high, tied his career high with five rebounds and had four steals in 22 minutes at Kansas State...dished out a Nebraska freshman single-game record nine assists against

Missouri in Lincoln, which was also the most assists for an NU player on the season...handed out a Nebraska freshman season record 87 assists...collected at least one assist in 29 of 31 games, two or more assists 25 times...NU was 9-1 when he dished out four or more assists in a game...led team in free throw shooting at 82.1 percent...ranked second on the squad in assists (87), fourth in both blocked shots (11) and steals (26), sixth in scoring (6.9 ppg)...in conference action, he scored at a 6.4 clip, hit 41.3 percent from the field and 77.8 percent from the line...NU was 7-1 when he scored in double figures...poured in a season-high 15 points against The Citadel...started eight of 31 appearances...NU was 12-1 when he hit better than 50.0 percent from the field.

High School: Skyline High School, Salt Lake City, Utah, 1992... named 1992 USA Today's Utah Player-of-the-Year...was state's Class 4A Mr. Basketball and first-team All-Utah selection after leading Coach Paul Jeppsen's Skyline team to a 16-8 record... averaged 22 points, four rebounds and six assists per game...as a junior, he earned first-team all-region honors after averaging 19 points, five rebounds and six assists and was an honorable-mention all-state pick...second-team all-state selection as a sophomore...averaged 21 points, three rebounds and four assists in his first season on Skyline varsity...third-team high school All-America pick by Van Coleman's Future Stars magazine...rated as the nation's 39th-best prep by Bob Gibbons' All-Star Report.

Personal: The son of Ron and Jackie Boone...his father, Ron, prepped at Omaha's Tech High School and went on to play 13 seasons with three American Basketball Association and three National Association Basketball teams...Ron Boone was named to the 1969 ABA all-rookie team and helped the Utah Stars to the 1971 ABA title...he was a first-team ABA all-star in 1975, and still holds the professional record for consecutive games played at 1,041...Jaron, who has a younger sister, was born May 23, 1974, at Salt Lake City...human development and the family major...selected NU over Kansas, North Carolina, Utah and Colorado.

BOONE'S PERSONAL PROFILE

Favorite food: Meatloaf
Favorite NBA team: Orlando Magic
Favorite NBA player: Steve Smith
Favorite movie: Rocky
Favorite actor/actress: Bruce Willis/Sharon Stone
Favorite TV show: Martin
Favorite vacation spot: Hawaii
Age first picked up a basketball: 5
Most memorable sports moment: 1994 Big Eight Tournament.
Why did you pick No. 24?: My dad had it.
Why did you come to Nebraska?: It's a great place to grow.
Where do you see yourself in 10 years?: Playing in the NBA or as successful businessman.
The best thing about college basketball is...: It allows me to get an education and the competition.
If I won the lottery I would...: Spend it.

BOONE'S 1992-93 GAME-BY-GAME

Opponent	MP	FG	3FG	FT	Reb.	A	St	BS	Pts.
Colgate	24	5-9	2-4	2-2	4	6	0	1	14
Kent*	23	3-8	2-3	0-0	5	6	3	0	8
The Citadel	25	6-8	0-0	3-4	3	2	0	1	15
Creighton*	17	3-6	1-3	7-8	0	4	2	0	14
@Wichita State	18	2-4	1-2	0-0	1	2	0	1	5
Appalachian State*	23	3-10	0-4	1-1	5	4	2	0	7
Texas-Arlington	19	3-12	0-2	4-4	2	4	3	0	10
@Southern Cal	13	0-4	0-2	0-0	3	2	1	0	0
Michigan%	16	1-4	0-2	2-3	1	3	3	0	4
SW Louisiana%	21	3-9	1-5	2-2	1	4	0	0	9
Fordham%	19	3-4	1-1	0-0	1	4	1	1	7
Eastern Illinois	17	2-7	0-1	0-0	3	3	1	1	4
Southern Utah*	18	6-8	1-2	0-1	2	2	0	0	13
@Mo.-Kansas City*	22	2-3	0-0	0-0	3	1	0	1	4
@Oklahoma*	12	1-6	0-2	2-2	1	0	0	0	4
@Oklahoma State*	16	3-7	2-2	0-0	2	2	0	0	8
Sacramento State*	24	2-9	0-1	4-4	4	4	1	2	8
Kansas State	10	0-2	0-0	1-2	0	2	0	0	1
@Colorado	17	3-5	0-1	6-6	4	1	0	0	12
Missouri	26	0-2	0-0	7-8	1	9	0	0	7
@Iowa State	23	5-11	2-4	2-2	5	3	1	0	14
Kansas	18	2-4	0-2	0-1	4	1	1	0	4
@Kansas State	22	6-11	1-3	1-2	5	2	4	0	14
Oklahoma State	22	3-6	1-2	0-0	5	2	0	0	7
@Missouri	21	2-4	0-1	0-0	2	4	0	1	4
Colorado	19	2-5	0-1	2-4	1	1	1	0	6
Iowa State	13	1-6	1-2	0-0	2	2	0	2	3
@Kansas	14	0-0	0-0	0-0	0	0	0	0	0
Oklahoma	17	3-6	0-1	0-0	2	2	1	0	6
Kansas State!	16	0-1	0-1	0-0	0	2	1	0	0
New Mexico St.#	17	1-4	1-3	0-0	0	3	0	0	3

BOONE'S 1993-94 GAME-BY-GAME

Opponent	MP	FG	3FG	FT	Reb.	A	St	BS	Pts.
Texas-San Antonio*	31	4-16	1-3	0-0	3	6	1	0	9
Texas*	31	3-9	0-3	0-0	3	6	1	0	6
@Appalachian St.*	31	3-5	0-0	1-2	4	1	4	0	7
Ohio	24	7-11	0-2	0-0	2	2	0	0	14
Portland	30	7-7	1-1	3-5	2	5	0	0	18
@Creighton*	27	2-6	0-3	0-0	2	1	0	0	4
Wichita State*	22	3-7	0-1	4-6	4	1	1	0	10
@Michigan State*	29	4-12	2-3	0-0	1	8	2	0	10
Florida A&M*	25	2-6	0-2	0-0	0	1	2	0	4
Northern Iowa*	27	4-11	0-5	0-0	1	3	1	0	8
@Iowa State*	32	6-11	2-3	2-2	3	4	2	0	16
Southern Utah*	20	1-3	0-1	1-2	1	3	0	2	3
Colorado*	27	7-9	3-3	2-2	5	4	2	0	19
Missouri-KC*	30	8-12	2-3	1-1	2	2	0	0	19
@Colorado*	29	6-12	3-7	2-2	1	2	1	0	17
Missouri*	30	5-11	1-6	3-4	5	4	0	2	14
Oklahoma*	27	1-8	1-5	3-5	4	3	1	0	6
@Kansas*	34	5-9	1-3	0-0	2	3	2	0	11
@Kansas State*	29	5-7	2-2	2-3	2	1	0	0	14
Iowa State*	35	9-12	3-4	3-5	0	8	1	1	24
@Oklahoma*	41	6-12	3-5	0-0	1	6	4	0	15
@Oklahoma State*	31	5-9	2-3	2-4	2	2	1	0	14
Kansas*	34	3-9	0-2	4-6	2	4	2	1	10
Kansas State*	32	5-11	1-3	2-2	2	5	0	0	13
Oklahoma State*	31	6-12	1-2	2-2	4	7	2	0	15
@Missouri*	37	4-11	1-4	2-2	7	7	2	0	11
Oklahoma!	30	2-12	1-2	6-9	4	5	0	1	11
Missouri!	32	7-12	2-6	5-6	5	1	0	0	21
Oklahoma State!	31	5-13	2-6	3-4	4	2	3	0	15
Penn#*	29	3-5	0-2	2-4	0	5	1	0	8

*Game started, !Big Eight Tournament, #NCAA Tournament, %Rainbow Classic.

BOONE'S CAREER STATS

Year	G-GS	FG-FGA	Pct.	3FG-3FGA	Pct.	FT-FTA	Pct.	Reb.-Avg.	TP-Avg.	MP	A	BS	S
1993	31-8	76-185	.411	17-57	.298	46-56	.821	72-2.3	215-6.9	582	87	11	26
Big 8	14-0	31-75	.413	7-21	.333	21-27	.778	34-2.4	90-6.4	250	31	3	8
1994	30-28	138-290	.476	35-95	.368	55-78	.705	78-2.6	366-12.2	898	109	7	36
Big 8	14-14	73-143	.510	24-52	.462	29-39	.744	40-2.9	199-14.2	450	57	4	20
Totals	61-36	214-475	.451	52-152	.342	101-134	.754	150-2.5	581-9.5	1481	196	18	62
Big 8	28-14	104-218	.477	31-73	.424	50-66	.758	74-2.6	289-10.3	700	88	7	28



BOONE'S CAREER HIGHS

POINTS 24 vs. Iowa State, 2/12/94
REBOUNDS 7 at Missouri, 3/5/94
ASSISTS 9 vs. Missouri, 1/31/93

JASON GLOCK



6-5 202 Junior Guard
Wahoo, Neb.



In 1994-95: After appearing in 20 games as a sophomore, Glock hopes to challenge for more playing time in his junior season...a versatile player, he can play either guard position or small forward, and Coach Danny Nee expects Glock to make an impact...a heady player with outstanding knowledge of the game, Glock owns a 3.719 cumulative grade point average in biological sciences...after earning honorable-mention academic All-Big Eight honors a year ago, should challenge for first-team accolades in 1994-95...after sharing the 1992 Ironman Award, Glock had an outstanding off-season in the weight room, increasing his squat from 292 to 364 pounds, his bench press from 222 to 250 and his hang clean from 206 to 246...his vertical jump also leaped from 29 to 31 inches, and he lowered his agility run time from 4.54 to 4.45 seconds to earn a Performance Award from the Husker Performance Team.

1993-94 (Sophomore): After sitting out the 1992-93 season as a redshirt, Glock returned to action and appeared in 20 games off the bench...he played one minute against Missouri in the Phillips 66 Big Eight Tournament, but did not score...played just two minutes in NU's last eight games...did not score in six minutes at Oklahoma State...had nine points, five rebounds and two assists in 17 minutes off the bench against Colorado in Lincoln...netted a career-high 12 points against Portland in 21 minutes...pulled down a career-high six rebounds at Michigan State and had a career-high six assists against Ohio...was second on the team in field goal percentage (.515), eighth in scoring (4.3 ppg) and ninth in assists (24)...hit a team-high 87.5 percent at the free throw line, but went to the stripe just eight times and thus did not qualify for NU's top spot...had 24 assists and 10 turnovers on the season, while averaging 13.5 minutes per game...he was the only player on the Nebraska roster with more steals (12) than turnovers (10)...earned honorable-mention Phillips 66 Academic All-Big Eight honors and was named to the Big Eight's all-sports academic honor roll.

1992-93 (Redshirt): Sat out the season as a redshirt, and put the year to good use by working out in the Husker weight room...he shared the Ironman Award with teammate Bruce Chubick.

1991-92 (Freshman): Played in 20 games as reserve, and averaged 1.3 points and 1.2 rebounds per game...almost one-third of his 134 minutes came in the last five games of the season (41 minutes)...netted a career-high six points twice (vs. Eastern Illinois and at Oklahoma State)...grabbed a career-best five rebounds against Eastern Washington...dished out career-best four assists against Wisconsin...longest playing stint of his rookie season was 17 minutes against Eastern Washington...played 10 or more minutes five times...named to Big Eight's academic all-sports honor roll after posting a 3.98 grade point average...on the Huskers' eight-game European tour, he averaged 5.6 points and 4.6 rebounds per game...hit a team-high 57.9 percent from the field on the tour and dished out 18 assists.

High School: Wahoo High School in Wahoo, Neb., 1991...integral part of a Wahoo program that won four-consecutive state

Class B championships and a state-record 90-straight games during his career...Warriors were 101-1 during his four-year career, the only loss being a 48-45 decision to Syracuse in his freshman season, a game in which Glock did not play...averaged 30.0 points and 10.7 rebounds as a senior for the Warriors' 26-0 Class B state championship team...named 1991 USA Today Nebraska Player-of-the-Year and Converse prep All-America honors...honorary captain of both the 1991 Lincoln Journal-Star Super-State team and the Omaha World-Herald All-Nebraska team...finished his career as Wahoo's all-time leading scorer (2,167) and rebounder (889)...his career point total broke the Warrior record of 1,018 by former Husker first-team strong safety Steve Carmer and stands seventh on the state's all-time prep scoring list, just behind former Husker (1991-94) Bruce Chubick's 2,237 in four seasons at Atkinson West Holt...hit 67 percent from the field during his career, 75 percent at the free throw line and 48 percent from 3-point range...he's also the all-time leading scorer in Nebraska state tournament history with 260 points...captained the Class B All-Tournament team as a junior and was the captain of the All-Class All-Tournament team as a senior...holds 10 of the top 11 single-game scoring efforts in Wahoo history...as a junior, he averaged 28.1 points and 10.5 rebounds per game and landed a spot on the Lincoln Journal-Star Super-State team...had school-record 52-point outburst against Schuyler in 1990...second-team all-state pick as a sophomore when he averaged 20.4 points and 9.0 rebounds per game...earned four letters and was a three-time first-team all-conference pick for Coach Mick Anderson...a standout on the gridiron, he earned first-team Super-State honors as a defensive end in 1990 and was a Class B all-stater as a tight end...lettered four years in both football and golf.

Personal: The son of Richard and Sherry Glock, Jason has two brothers...born May 30, 1972, at Seward, Neb...biological sciences major who has his eye on medical school...he was elected to the Mortar Board national honor society last year...the Mortar Board honors students for their outstanding scholarship, leadership and service to the University and community.

GLOCK'S PERSONAL PROFILE

Favorite food: Spaghetti
Favorite NBA team: Phoenix Suns
Favorite NBA player: Jeff Hornacek
Favorite movie: The Getaway
Favorite actor/actress: Sylvester Stallone/Kim Bassinger
Favorite TV show: The Andy Griffith Show
Favorite vacation spot: California
Age first picked up a basketball: 5
Most memorable sports moment: 1994 Big Eight Tournament.
Why did you pick No. 30?: It is my lucky number.
Why did you come to Nebraska?: Because of the scholarship, facilities, coaches and teammates.
Where do you see yourself in 10 years?: As a doctor in Nebraska.
The best thing about college basketball is...: The interest in it.
If I won the lottery I would...: Spend it.

GLOCK 1991-92 GAME-BY-GAME

Opponent	MP	FG	3FG	FT	Reb.	A	S	BS	Pts.
Sam Houston State	10	1-2	0-0	0-0	4	1	1	0	2
Southern Cal	1	0-0	0-0	0-0	1	0	0	0	0
@Southern Utah	5	0-0	0-0	0-0	0	1	0	0	0
The Citadel	11	2-4	0-0	0-1	1	1	0	0	4
@Michigan State	4	0-0	0-0	0-0	0	1	0	0	0
@Creighton	2	0-0	0-0	0-0	0	0	0	0	0
Wisconsin	9	1-1	0-0	0-0	1	4	0	0	2
Texas A&M	8	1-2	0-0	0-1	1	0	0	0	2
E. Washington	17	0-4	0-0	0-0	5	2	0	0	0
Wis.-Green Bay	3	0-0	0-0	0-0	0	0	0	0	0
@Toledo	2	0-0	0-0	0-0	0	0	0	0	0
Eastern Illinois	5	2-3	0-0	2-2	2	0	0	0	6
Missouri	3	0-0	0-0	0-0	0	0	0	1	0
@Kansas	3	0-0	0-0	0-0	1	0	0	0	0
Iowa State	3	0-0	0-0	0-0	0	0	1	0	0
@Missouri	6	0-0	0-0	0-0	1	0	0	0	0
@Oklahoma State	13	2-3	0-0	2-2	1	1	1	0	6
Colorado	13	1-3	0-0	0-0	4	2	0	0	2
Kansas State	9	1-1	0-0	0-0	1	0	0	0	2
!Oklahoma	6	0-2	0-1	0-0	1	1	0	0	0

GLOCK'S 1993-94 GAME-BY-GAME

Opponent	MP	FG	3FG	FT	Reb.	A	S	BS	Pts.
Texas-San Antonio	13	2-4	0-1	0-0	1	0	0	0	4
Texas	3	0-0	0-0	0-0	0	0	0	0	0
@Appalachian St.	9	2-2	0-0	0-0	0	0	0	0	6
Ohio	22	4-9	0-3	0-0	3	6	1	0	8
Portland	21	5-9	1-2	1-2	3	2	1	0	12
@Creighton	25	3-5	1-3	2-2	1	4	1	0	9
Wichita State	22	3-5	1-1	2-2	1	2	1	0	9
@Michigan State	17	1-2	0-1	0-0	6	3	0	0	2
Florida A&M	22	1-3	1-2	2-2	5	2	3	0	5
Northern Iowa	15	1-2	1-1	0-0	4	1	0	0	3
@Iowa State	7	1-2	0-1	0-0	0	0	1	0	2
Southern Utah	22	4-8	0-3	0-0	2	0	0	1	8
Colorado	17	4-7	1-2	0-0	5	2	0	0	9
Missouri-KC	12	1-3	0-0	0-0	0	0	1	0	2
@Colorado	12	1-2	0-1	0-0	2	1	1	0	2
Missouri	18	1-3	0-2	0-0	1	1	1	0	2
@Oklahoma	4	1-2	0-0	0-0	1	0	0	0	2
@Oklahoma State	6	0-0	0-0	0-0	1	0	1	0	0
Kansas	1	0-0	0-0	0-0	0	0	0	0	0
Missouri!	1	0-0	0-0	0-0	0	0	0	0	0
!Big Eight Tournament.									

GLOCK'S CAREER STATISTICS

Year	G-GS	FG-FGA	Pct.	3FG-3FGA	Pct.	FT-FTA	Pct.	Reb.-Avg.	TP-Avg.	MP	A	BS	S
1992	20-0	11-25	.440	0-1	.000	4-6	.667	24-1.2	26-1.3	134	14	1	3
Big 8	7-0	4-7	.571	0-0	.000	2-2	1.000	8-1.1	10-1.4	50	3	1	2
1993	20-0	35-68	.515	8-25	.320	7-8	.875	36-1.8	85-4.3	269	24	1	12
Big 8	7-0	8-16	.500	1-6	.167	0-0	.000	10-1.4	17-2.4	65	4	0	4
Totals	40-0	46-93	.495	8-26	.308	11-14	.786	60-1.5	111-2.8	403	38	2	15
Big 8	14-0	12-23	.521	1-6	.167	2-2	1.000	18-1.3	27-1.9	115	7	1	6


GLOCK'S CAREER HIGHS

POINTS 12 vs. Portland, 12/4/93
REBOUNDS 6 at Michigan State, 12/18/93
ASSISTS 6 vs. Ohio, 12/3/93

ERICK STRICKLAND




6-3 213 Junior Guard
Bellevue, Neb. (West)



In 1994-95: After being regarded as one of the Big Eight's top reserves the past two seasons, Strickland figures to be in Coach Nee's starting lineup from the outset of the 1994-95 season...he played two seasons in the Florida Marlins minor league system, but in the spring of 1994 elected to put his professional baseball career on hold until his collegiate basketball eligibility expires...he spent the summer of 1994 as an ambassador for the University of Nebraska Athletic Development Office and in the Husker weight room...he heads into his junior campaign with 565 points, good for 57th on NU's all-time list and just 435 shy of the 1,000-point mark...a member of the Big Eight All-Defensive team the last two seasons, his 107 career steals rank as the ninth-best total in school history and he needs just 71 to break Clifford Scales' career mark...a deadly 3-point shooter, Strickland is sixth on both the Huskers' all-time 3-point goals made (73) and percentage (.356) lists...over the summer in the weight room, he increased his squat from 366 to 390 pounds, his bench from 242 to 256 and his hang clean from 201 to 241, while his vertical jump stands at 31 inches.

1993-94 (Sophomore): Had seven points and five rebounds in first-round NCAA Tournament loss to Pennsylvania...came off the bench to score 13 points and grab three rebounds in 24 minutes vs.

Oklahoma State in the title game...had 16 points, six rebounds and five assists in the semifinal game vs. Missouri and 10 points and nine rebounds against Oklahoma in the first round...averaged 13.0 points and 6.0 rebounds in the Big Eight Tournament, while shooting 57.7 percent from the field and 57.1 percent from 3-point range...was named to the Big Eight All-Defensive and All-Bench teams...the Huskers were 11-2 with him as a starter and he played in all 30 games...netted season-high 19 points and grabbed a career-high 10 rebounds in Huskers' 85-81 upset win at Michigan State...had seven steals at Creighton, the second-highest single-game total in school history and the best single-game performance by a Big Eight player in 1993-94...joined teammates Eric Piatkowski and Bruce Chubick on the Ameritas Classic All-Tournament team...led the Huskers in steals (60) and free throw shooting (.811), was third in assists (96), fifth in scoring (10.7 ppg) and sixth in rebounding (3.4 rpg)...had 19 double-figure scoring games to his credit and had three or more steals 10 times...dished out five or more assists seven times, including a career-high nine against Texas-San Antonio...had at least one steal in 27 of 30 outings on the season...was third in the Big Eight in steals per game at 2.0 spg, seventh in free throw shooting...his 60 steals equaled the fourth-best season total in school history (he had an NU freshman record 47 thefts in 1992-93)...averaged 12.3 points in Big Eight play and was fourth in the league in free throw shooting at 86.2 percent.



1992-93 (Freshman): Was selected Big Eight Freshman-of-the-Year by both the Associated Press and the league coaches...was also named to the conference's all-freshman and all-bench squads, and was an honorable-mention All-Big Eight pick (AP)...first Nebraska player ever to win the league's freshman-of-the-year award...11th-team freshman All-America pick by Basketball Weekly and an honorable-mention pick on the USA Today Fab Freshman team...contributed six points and a team-high three assists against New Mexico State in the first round of the NCAA Tournament...against Iowa State in Lincoln, his steal and layin, with three seconds to play, sealed the Huskers' win over the Cyclones...poured in an NU single-game freshman record 28 points against Missouri in Lincoln...his free throw with 10 seconds left broke an 87-all tie and gave Nebraska the overtime victory over the Tigers...was five-of-six from 3-point range against Missouri, which tied the school single-game record for 3-point percentage (.833)...in league play, he averaged 8.5 points per game and hit 39.1 percent of his treys...his 3-point marksmanship was sixth best in the Big Eight...his 47 steals were the most ever by a Nebraska freshman and ranked as the eighth-highest single-season total in school history...was second on the team and 10th in the Big Eight in 3-point percentage for all games at .365...was second on the team in steals (47), fourth in free throw percentage (.729) and assists (66) and fifth in scoring (7.8 ppg)...had at least one steal in 22 games, with two or more steals 13 times...had a career-high four steals three times...dished out a career-high five assists twice and had three or more assists 14 times...produced 10

double-figure scoring games...drew six starts...spent the summer (1993) playing for the Florida Marlins Class A team in the New York-Penn League, where he played for the Elmyra (N.Y.) Pioneers...hit .263 in 59 games, with 36 RBI and four home runs...had 12 doubles, three triples and eight stolen bases.

High School: West High School in Bellevue, Neb., 1992...first-team All-Nebraska performer in football, basketball and baseball during standout prep career...averaged 26.3 points as a senior...two-time first-team all-state pick in basketball by both the Omaha World-Herald and the Lincoln Journal-Star...1992 World-Herald High School Male Athlete-of-the-Year...shot 55 percent from the field and 80 percent at the free throw line as a senior for a West team that finished 11-10...had 59 steals and 74 assists in final prep season...holds nine school records...second all-time leading scorer in Nebraska Class A history with 1,907 points...scored career-high 43 points as a senior against Benson...averaged 26.3 points, dished out 78 assists and collected 74 steals for Coach Lanny Richards' 1991 Class A state runner-up team...as a sophomore, he averaged 19.1 points for a 16-7 Thunderbird squad...averaged 10.8 points in his freshman season...first-team All-Nebraska selection as a sophomore and junior in football as a receiver, but gave up the sport as a senior to concentrate on basketball...named to the World-Herald's 1992 All-Nebraska team as an outfielder after hitting a school-record .483...cleared 6-6 in the high jump as a freshman...Bob Gibbons rated Strickland as the nation's 67th-best prep, while Van Coleman's Future Stars Magazine tabbed him as an eighth-team All-American.

Personal: Son of Matthew and Elaine Strickland, Erick has two brothers and two sisters...father is an Air Force officer...born Nov. 25, 1973, at Opelika, Ala., he'll celebrate his 21st birthday the day NU opens the 1994-95 season against Northeast Louisiana...sociology major...hit .267 in his first year (1992) of professional baseball, with 23 RBI and 11 stolen bases...signed with NU in the fall of 1991 over Colorado and Wyoming.

STRICKLAND'S PERSONAL PROFILE

Favorite food: Spaghetti
Favorite NBA team: Chicago Bulls
Favorite NBA player: Anthony Peeler
Favorite movie: Ace Ventura Pet Detective
Favorite actress: Sharon Stone
Favorite TV show: Martin
Favorite vacation spot: Atlanta
Age first picked up a basketball: 9
Most memorable sports moment: 1994 Big Eight Tournament.
Why did you pick No. 21?: It was my high school number.
Why did you come to Nebraska?: Because I loved the place and the atmosphere.
Where do you see yourself in 10 years?: Doing PR work.
The best thing about college basketball is...: The excitement.
If I won the lottery I would...: Put it in the bank and draw interest.

STRICKLAND 1992-93 GAME-BY-GAME

Opponent	MP	FG	3FG	FT	Reb.	A	S	BS	Pts.
Colgate*	16	3-8	0-3	0-0	1	3	2	0	6
Kent	18	3-5	0-1	2-4	2	3	1	0	8
The Citadel	20	3-4	1-1	3-4	1	3	2	0	10
Creighton	18	2-4	2-3	0-0	3	1	3	0	6
@Wichita State*	14	2-5	0-2	0-0	2	1	1	0	4
Appalachian State	10	2-4	0-2	0-0	1	4	1	0	4
Texas-Arlington*	20	5-8	3-4	4-5	4	3	2	1	17
@Southern Cal	12	1-4	1-3	2-2	1	1	2	0	5
Michigan*%	15	0-3	0-2	0-0	0	3	0	0	0
SW Louisiana%	13	4-8	1-3	0-1	4	0	0	0	9
Fordham*%	19	4-4	0-0	2-2	2	0	4	0	10
Eastern Illinois*	23	2-5	0-1	0-0	1	0	0	1	4
Southern Utah	22	4-4	1-1	2-2	1	5	1	0	11
@Mo.-Kansas City	18	1-6	0-2	3-4	1	3	1	0	5
@Oklahoma	26	7-12	5-9	0-0	5	0	2	0	19
@Oklahoma State	23	4-13	1-7	3-4	4	5	4	1	12
Sacramento State	23	5-10	1-3	2-2	7	4	0	0	13
Kansas State	15	2-5	1-1	0-0	2	4	1	0	5
@Colorado	17	1-7	1-3	0-0	3	3	1	0	3
Missouri	25	10-13	5-6	3-7	3	2	0	0	28
@Iowa State	17	0-5	0-3	2-3	0	2	0	0	2
Kansas	17	0-3	0-1	0-0	1	0	1	0	0
@Kansas State	12	0-1	0-0	5-6	2	1	0	0	5
Oklahoma State	17	1-7	1-3	0-0	2	1	1	0	3
@Missouri	7	2-3	1-1	2-2	1	1	0	0	7
Colorado	11	3-4	1-2	0-0	1	2	2	0	7
Iowa State	20	3-6	0-2	5-7	4	4	4	0	11
@Kansas	16	4-9	1-5	0-0	0	1	3	0	9
Oklahoma	15	2-4	1-3	3-4	1	2	4	1	8
Kansas State!	19	2-5	2-5	0-0	0	3	0	0	6
New Mexico St.#	15	2-6	2-6	0-0	0	3	2	0	6

STRICKLAND'S 1993-94 GAME-BY-GAME

Opponent	MP	FG	3FG	FT	Reb.	A	S	BS	Pts.
Texas-San Antonio	22	5-10	0-2	0-0	4	9	3	2	10
Texas	18	0-4	0-1	0-1	3	0	0	1	0
@Appalachian St.	14	2-5	1-2	0-0	2	1	3	0	5
Ohio*	24	4-7	3-5	0-0	1	3	3	0	11
Portland*	24	5-8	1-4	1-2	7	8	3	1	12
@Creighton*	28	2-8	1-6	4-7	2	7	7	0	9
Wichita State*	27	4-7	3-4	5-6	5	5	5	1	16
@Michigan State*	28	7-14	3-5	2-2	10	1	3	0	19
Florida A&M*	20	1-7	0-2	0-0	5	5	4	0	2
Northern Iowa*	23	2-8	0-4	3-4	3	3	2	0	7
@Iowa State*	22	1-7	1-5	5-6	3	6	1	1	8
Southern Utah*	18	1-4	1-4	2-2	2	4	1	0	5
Colorado*	22	3-6	2-3	7-8	7	4	2	0	15
Missouri-KC*	23	2-8	1-3	3-4	4	3	3	1	8
@Colorado*	18	4-9	0-2	4-4	2	1	1	0	12
Missouri*	26	3-10	0-5	8-10	2	3	2	0	14
Oklahoma	22	4-10	2-6	4-4	2	2	1	0	14
@Kansas	26	5-14	4-11	1-2	3	1	2	0	15
@Kansas State	23	4-6	0-1	2-2	2	3	1	0	10
Iowa State	20	4-9	3-6	2-2	2	3	1	0	13
@Oklahoma	19	4-11	1-3	4-4	1	3	1	0	13
@Oklahoma State	28	4-9	2-5	5-8	2	3	5	0	15
Kansas	18	3-5	1-2	2-2	1	4	1	0	9
Kansas State	22	5-8	1-2	3-4	2	3	1	0	14
Oklahoma State	23	2-3	0-0	9-9	1	2	0	1	13
@Missouri	19	3-9	1-3	0-0	2	0	1	0	7
Oklahoma!	24	4-5	1-2	1-2	2	2	1	1	10
Missouri!	24	6-13	4-6	0-0	6	5	1	2	16
Oklahoma State!	24	5-8	3-6	0-0	3	1	1	0	13
Penn#	23	3-9	1-7	0-0	5	1	0	0	7

*Game started, !Big Eight Tournament, #NCAA Tournament, %Rainbow Classic.

STRICKLAND'S CAREER STATISTICS

Year	G-GS	FG-FGA	Pct.	3FG-3FGA	Pct.	FT-FTA	Pct.	Reb.-Avg.	TP-Avg.	MP	A	BS	S
1993	31-6	84-185	.454	32-88	.364	43-59	.729	63-2.0	243-7.8	534	66	4	47
Big 8	14-0	39-92	.424	18-46	.391	23-33	.697	29-2.1	119-8.5	240	28	2	23
1994	30-13	102-241	.423	41-117	.350	77-95	.811	103-3.4	322-10.7	672	96	11	60
Big 8	14-4	49-116	.422	18-54	.333	56-65	.862	32-2.3	172-12.3	307	38	2	20
Totals	61-19	186-426	.437	73-205	.356	120-154	.779	166-2.7	565-9.3	1206	162	15	107
Big 8	28-4	88-208	.423	36-100	.360	79-98	.806	61-2.2	291-10.4	547	66	4	43

STRICKLAND'S CAREER HIGHS

POINTS 28 vs. Missouri, 1/31/93
REBOUNDS 10 at Michigan State, 12/18/94
ASSISTS 9 vs. Texas-San Antonio, 11/27/93

MIKKI MOORE



32

6-11 208

Sophomore

Center

Gaffney, S.C. (Blacksburg)




In 1994-95: One of three players 6-10 or taller on the 1994-95 Nebraska roster, Moore spent the summer in the Nebraska weight room in hopes that the extra work will pay off in more playing time as a sophomore...Moore appeared in 14 games as a rookie and figures to battle newcomers Chris Sallee and Leif Nelson for playing time in the middle...an intense summer strength training program saw Moore increase his squat from 200 to 250 pounds, his hang clean from 147 to 168 and his vertical jump from 29 to 30 inches...at 6-11, he and Nelson are the tallest players on the Husker roster...Moore is also the only sophomore on the Nebraska roster.

1993-94 (Freshman): Originally ticketed for a redshirt season in only his fourth season of organized basketball, Moore played in 14 games as a freshman, but did not play in the last eight games...he became a Devaney Center crowd favorite after scoring 14 points and grabbing six rebounds in an exhibition game against the Keiv Baskets and 12 points and three rebounds against Marathon Oil...he hit 91.7 percent from the field in the two exhibition games...in perhaps his best outing of the season as a rookie, he came off the bench to score a career-high-tying six points and block a shot in four minutes of work in the Huskers' 94-87 loss at Kansas...also had six points in 15 minutes vs. Florida A&M...grabbed a career-high three rebounds against Portland...was sixth on the team in blocked shots (10).

1993-94 (Freshman): Originally ticketed for a redshirt season in only his fourth season of organized basketball, Moore played in 14 games as a freshman, but did not play in the last eight games...he became a Devaney Center crowd favorite after scoring 14 points and grabbing six rebounds in an exhibition game against the Keiv Baskets and 12 points and three rebounds against Marathon Oil...he hit 91.7 percent from the field in the two exhibition games...in perhaps his best outing of the season as a rookie, he came off the bench to score a career-high-tying six points and block a shot in four minutes of work in the Huskers' 94-87 loss at Kansas...also had six points in 15 minutes vs. Florida A&M...grabbed a career-high three rebounds against Portland...was sixth on the team in blocked shots (10).

High School: Blacksburg High School, Gaffney, S.C., 1993...Moore averaged 14 points, 13.5 rebounds and 5.0 blocked shots per outing en route to all-conference honors...led Blacksburg to a 20-5 record in South Carolina's smallest class division...helped team to third round of the 1993 state tournament...scored career-high 35 points against Great Falls...had 12 blocks vs. Cheasney...scored eight points in the South Carolina All-Star Game...all-tournament selection at the BCI Junior Prep tournament in Phoenix, Ariz., prior to his senior season...started for Coach Jim Touchberry as a junior and averaged 10 points and 11 rebounds per game...played on varsity squad as a sophomore..."He has all the tools," Touchberry said. "He can rebound, he's a great passer and he can handle the ball. I think the sky is the limit for him."

Personal: The son of Carl Moore and Clynta Spear, his given name is Clinton, but he prefers to be called Mikki (pronounced MY-key)...born Nov. 4, 1975, at Orangeburg, S.C., he'll celebrate his 19th birthday the day Nebraska hosts the Verich Reps in an exhibition game...he has two sisters and one brother... general studies major...played drums in the high school marching band from the seventh grade through his junior year, then gave up the band to concentrate on basketball his senior season...also likes to draw and cut hair...wears size 18 shoes...selected Nebraska from a list of 28 schools including San Francisco, San Diego, Virginia Tech, North Carolina State and North Carolina-Charlotte.



MOORE'S 1993-94 GAME-BY-GAME

Opponent	MP	FG	3FG	FT	Reb	A	ST	Blk	Pts
Texas-San Antonio	5	0-0	0-0	1-2	0	0	0	0	1
Ohio	15	1-4	0-1	3-4	1	0	0	1	5
Portland	9	1-1	0-0	3-4	3	0	1	2	5
@Creighton	5	0-0	0-0	0-0	1	0	0	0	0
Wichita State	3	0-0	0-0	0-0	0	0	0	1	0
Florida A&M	15	3-6	0-1	0-4	0	0	1	2	6
Southern Utah	9	2-3	0-0	0-0	2	0	0	1	4
Colorado	7	0-2	0-0	2-2	1	0	1	0	2
Missouri-KC	3	0-0	0-0	0-0	2	1	0	1	0
Missouri	2	1-2	0-0	0-0	2	0	0	0	2
@Kansas	4	2-2	0-0	2-2	0	0	0	1	6
Iowa State	3	0-0	0-0	0-0	0	0	0	0	0
@Oklahoma	2	0-0	0-0	0-0	0	0	0	0	0
@Oklahoma State	5	0-2	0-0	0-0	1	0	0	0	0

MOORE'S PERSONAL PROFILE

Favorite food: Pizza
Favorite NBA team: Charlotte Hornets
Favorite NBA player: Larry Johnson
Favorite movie: Ace Ventura Pet Detective
Favorite actor: Jack Nicholson
Favorite TV show: X-Men
Favorite vacation spot: Florida
Age first picked up a basketball: 7
Most memorable sports moment: 1994 Big Eight Tournament.
Why did you pick No. 32?: Because it was the closest to No. 33.
Why did you come to Nebraska?: Because of the players, coaches and the weight program.
Where do you see yourself in 10 years?: Playing professional basketball and being a loving husband and father.
The best thing about college basketball is...: The fans.
If I won the lottery I would...: Give half to my mother and save the rest.

MOORE'S CAREER STATISTICS

Year	G-GS	FG-FGA	Pct.	3FG-3FGA	Pct.	FT-FTA	Pct.	Reb.-Avg.	TP-Avg.	MP	A	BS	S
1994	14-0	10-22	.455	0-2	.000	11-18	.611	13-0.9	31-2.2	87	1	10	3
Big 8	6-0	3-8	.375	0-0	.000	4-4	1.000	4-0.7	10-1.7	23	1	2	1

MOORE'S CAREER HIGHS

POINTS

6 vs. Florida A&M, 12/20/93
at Kansas, 2/6/94

REBOUNDS

3 vs. Portland, 12/4/93

ASSISTS

1 vs. Southern Utah, 1/5/94

CHAD IDEUS



31

6-6 1/2 203

Freshman

Forward

Adams, Neb.



In 1994-95: One of four players to sign with Nebraska in the fall of 1993, Ideus committed to Nebraska in the fall of 1992, as a junior in high school, and is believed to be the Huskers' earliest commitment ever in basketball...an outstanding all-around high school athlete, Ideus may take a redshirt year as a freshman in order to build up his strength and endurance for the Big Eight wars.

High School: Adams High School, Adams, Neb., 1994...a consensus first-team all-state selection in his final two seasons at Adams High School...captained the Omaha World-Herald's All-Nebraska team as a senior when he averaged 27.9 points and 11.5 rebounds per game...hit 65 percent from the field and 81 percent from the line in his final prep season en route to Nebraska Player-of-the-Year honors from Gatorade and USA Today...earned Class D-1 all-tournament honors as a senior, as he helped Adams to a third-straight state tournament berth...scored a career-high 45 points as a senior against Wilbur-Clatonia...played in Nebraska Coaches Association North-South All-Star game and netted 19 points for victorious South team...also played in Nebraska-South Dakota All-Star game...he finished his career with school records for points (2,245) and rebounds (1,066)...as a junior, he averaged 26.7 points and 12.6 rebounds in leading Adams to the Class D-1 state title...he was the captain of the D-1 all-tournament team and was selected as Nebraska's USA Today Player-of-the-Year...three-time member of Nebraska Valentino's All-Star team...averaged 21.9 points and 11 rebounds as a sophomore and garnered second-team all-state honors...captained 1992 D-1 all-tournament team...averaged 16.4 points and nine rebounds as a freshman...four-year letterwinner and first-team Homesteader Conference performer for Coach Larry Coorts...a standout on Adams eight-man football team, he earned first-team all-state honors as junior and senior...also lettered in track.

Personal: The son of Eldon and Debra Ideus, Chad has a younger sister...he was born Jan. 11, 1976, at Washington, Kan....a national honor society member, Ideus earned academic all-state honors in both basketball and football ...a business administration major, his last name is pronounced Eye-DEE-us.

IDEUS' PERSONAL PROFILE

- Favorite food:** Pizza
- Favorite NBA team:** Los Angeles Lakers
- Favorite NBA player:** Reggie Miller
- Favorite movie:** The Fugitive
- Favorite actor:** John Candy
- Favorite TV show:** Melrose Place
- Favorite vacation spot:** Colorado mountains
- Age first picked up a basketball:** Day one
- Most memorable sports moment:** Winning state title.
- Why did you pick No. 31?:** No real reason.
- Why did you come to Nebraska?:** Because I grew up here.
- Where do you see yourself in 10 years?:** As a family man.
- The best thing about college basketball is...:** The excitement.
- If I won the lottery I would...:** Save it and give some to charity.

ANDY MARKOWSKI




6-8

200

Freshman

Forward

Ord, Neb.



In 1994-95: One of two Nebraska preps in the Huskers' fall 1993 recruiting class, Markowski had an outstanding fall in the weight room and figures to battle for playing time as a rookie, if he doesn't redshirt to continue his weight room work...in the Huskers' five-week fall strength and conditioning program, he increased his squat from 246 to 277 pounds, his hang clean from 147 to 217 and his vertical jump from 29.5 inches to 30 inches to earn a Performance Award from the Husker Performance Team..."I've always been a Nebraska fan," Markowski said when announcing his decision to play for NU. "It's every kid's dream in this state to grow up and play for the Huskers."

High School: Ord High School, Ord, Neb., 1994...a first-team all-state selection by both the Omaha World-Herald and the Lincoln Journal Star...he averaged 23.2 points, 16.6 rebounds and 6.2 blocked shots as a senior for a 16-7 Ord team, despite playing most of the season with a stress fracture in his foot...he hit 55.1 percent from the field, 66.1 percent from the free throw line and 35.6 percent from 3-point range in final prep season...scored 1,189 points in three-year high school career, grabbed 854 rebounds and blocked 346 shots...recorded nine career triple-doubles, and holds eight Ord records...posted career highs of 34 points, 27 rebounds and 13 blocked shots as a prep...selected to play in the 1994 Nebraska Coaches All-Star Game, the U.S.A. All-Star Classic in Kansas City, Mo., and the Nebraska-South Dakota All-Star Game...averaged 20 points, 15.1 rebounds and 7.1 blocked shots as a junior en route to Class B all-state honors...joined Adams High School standout and fellow Husker Chad Ideus on the 1993 Valentino's Nebraska All-Star team that finished second at the Las Vegas Invitational...a three-year letterwinner for Coach Lon Bartholomew, he also lettered three times in football, and twice in both track and golf.

Personal: Son of Paul and Barb Markowski, Andy has two sisters...a two-time academic all-state honoree, Markowski was a National Honor Society member and graduated with a 4.00 grade point average...he spends his summer running his own mowing service in Ord...general studies major...selected NU over Creighton.


MARKOWSKI'S PERSONAL PROFILE

- Favorite food:** Sea food
- Favorite NBA team:** Orlando Magic
- Favorite NBA player:** Shawn Kemp
- Favorite movie:** Point Break
- Favorite actress:** Julia Roberts
- Favorite TV show:** Fresh Prince of Bel Air
- Favorite vacation spot:** Las Vegas
- Age first picked up a basketball:** 4
- Most memorable sports moment:** Signing a Division I scholarship.
- Why did you pick No. 44?:** I've always had it.
- Why did you come to Nebraska?:** Because of the Big Eight.
- Where do you see yourself in 10 years?:** Successful.
- The best thing about college basketball is...:** The atmosphere.
- If I won the lottery I would...:** Spend it.

LEIF NELSON

54

6-11 272 Freshman Center
Riverside, Calif. (Arlington)



In 1994-95: The tallest member of Nebraska's incoming recruiting class, Nelson inked with the Huskers in the fall of 1993...figures to battle Mikki Moore and junior college transfer Chris Sallee for playing time as a freshman...he's the first high school recruit from the state of California to sign with Nebraska in Coach Danny Nee's tenure...in NU's five-week preseason conditioning program, he increased his squat from 236 to 250 pounds, his hang clean from 153 to 205 and his bench press from 229 to 250 to earn a Performance Award..."Coach Jimmy Williams is a very good recruiter," Nelson said after committing to NU. "I was very impressed with the academic support, particularly with the statistic that Nebraska has more Academic All-Americans than any other school. And the Big Eight is a great league for a person my size. I do like to bang."

High School: Arlington High School, Riverside, Calif., 1994...averaged 24.7 points, 16.2 rebounds and 3.2 blocked shots per outing as a prep senior...hit 68 percent from the field as a senior en route to first-team all-Southern Section honors...he earned MVP honors in the Ivy League after leading Riverside to an 18-9 record and a second-place conference finish...he was also Arlington's team MVP and earned six all-tournament awards in his career...grabbed a career-high 28 rebounds in one game and netted a career-high 36 points and grabbed 19 rebounds in final high school game...averaged 15 points, 10 rebounds and a pair of blocked shots as a junior for Coach John Seydel.

Personal: The son of Bill Nelson and Susan Simouin, Leif has a younger sister...born July 27, 1976, in Los Alamitos, Calif....his father, Bill, was a defensive tackle with the Los Angeles Rams from 1971-1975...general studies major...an outstanding high school student, Nelson graduated with a 3.9 grade point average, earned the High School Principal's Award and a lifetime membership status in the California Scholarship Federation...he also made the honor roll every semester of his high school career...selected NU over Penn State, Vanderbilt and Virginia.

NELSON'S PERSONAL PROFILE

Favorite food: Lobster tail
Favorite NBA team: Phoenix Suns
Favorite NBA players: Dennis Rodman, Charles Barkley
Favorite movie: Conan the Barbarian
Favorite actress: Winona Ryder
Favorite TV show: None
Favorite vacation spot: Hualtulco, Mexico
Age first picked up a basketball: 9
Most memorable sports moment: NJB title in eighth grade.
Why did you pick No. 54?: Because it's me.
Why did you come to Nebraska?: Because they have the best fans in the world.
Where do you see yourself in 10 years?: I have no idea.
The best thing about college basketball is...: Traveling for free.
If I won the lottery I would...: Build my own house with a swimming pool and indoor basketball court.

CHESTER SURLS





6-7

212

Freshman

Forward

Saginaw, Mich. (Buena Vista)



In 1994-95: One of the nation's most highly-regarded preps as a senior, Surles figures to battle for a starting assignment as a freshman...he was one of four players to sign with Nebraska in the fall 1993 early signing period...he's the Huskers' first recruit from the state of Michigan since Jamie Cole of Grand Rapids, Mich., inked with NU in the fall of 1988...was rated as the nation's 14th-best high school small forward by Van Coleman's Future Stars magazine and as a Top 100 player by Bluechip Illustrated..."When you see him...he's a tremendous shooter, he passes the ball, drives, penetrates ... he has tremendous ability and a great work ethic," said Buena Vista Coach Norwaine Reed.

High School: Buena Vista High School, Saginaw, Mich., 1994...a four-year starter for Coach Norwaine Reed, he averaged 21 points, eight rebounds, six assists and three blocked shots per game en route to all-state honors as a prep senior...led Buena Vista to a 21-2 record, a No. 12 finish in USA Today's high school poll and the semifinal round of the Michigan Class B state tournament...scored 11 points for the East squad in the Magic Johnson Roundball Classic at the Palace in Auburn Hills, Mich.... averaged 18 points and eight rebounds as a junior in helping Buena Vista to a second-straight Michigan Class B state title...played every position from point guard to center in high school...Buena Vista was the same high school that produced former Temple All-American and Denver Nuggets star Mark Macon.

Personal: The son of Chester and Geraldine Surles, Chester was born Feb. 29, 1976, in Saginaw, Mich....finance major...selected NU over California, Iowa, Wisconsin and Central Michigan.

SURLS' PERSONAL PROFILE

Favorite food: Steak

Favorite NBA team: Boston Celtics

Favorite NBA player: Magic Johnson

Favorite movie: Forrest Gump

Favorite actor: Tom Hanks

Favorite TV show: Martin

Favorite vacation spot: Home

Age first picked up a basketball: 3

Most memorable sports moment: Winning back-to-back state titles.

Why did you pick No. 3?: Because I'm Chester Surles the III.

Why did you come to Nebraska?: My high school coach was impressed with everything about the school.

Where do you see yourself in 10 years?: In the NBA.



The best thing about college basketball is...: The fans.

If I won the lottery I would...: Buy my mom a new house.

CHRIS SALLEE

13

6-10 230 Junior Center
Scottsdale, Ariz. (Horizon)



In 1994-95: The only player to sign with Nebraska in the spring signing period, Sallee (pronounced Sah-LEE) will challenge for a starting spot in Coach Danny Nee's lineup...he's one of three players who stands 6-10 or taller on the Nebraska roster and figures to be in a three-way battle with freshman Leif Nelson and sophomore Mikki Moore for playing time in the post...as it stands now, Sallee's eligibility will expire during the middle of the 1995-96 season because his five-year clock will run out, however, NU officials are attempting to get Sallee's extra semester of eligibility restored..."He's only going to get better with more playing time," South Mountain Coach Willie Young said. "He's a very outstanding player as a rebounder and defender right now. And the reason for that is he plays very hard for a big fellow. You don't always see big guys play that hard all game because of lack of endurance and strength. But he has plenty of both."

1992-93 and 1993-94 (South Mountain Community College): In only his second season of basketball since his freshman year in high school, Sallee averaged 20.6 points and 13.7 rebounds per game as a sophomore at South Mountain Community College...his 13.7 rebound average ranked fifth nationally among junior college performers in 1993-94...earned first-team All-Arizona and all-region honors as a sophomore for Coach Willie Young, despite fact that team finished with a 6-22 record...as a freshman at South Mountain, he averaged seven points and seven rebounds, but missed more than half the season with a broken ankle.

High School: Horizon High School, Scottsdale, Ariz., 1990...did not play basketball after his freshman season.

Personal: The son of Craig and Linda Sallee, Chris has an older sister...born June 8, 1972, in Downey, Calif....he's a human development and the family major...selected Nebraska over Southern Methodist, Arizona State and Texas-El Paso.

SALLEE'S PERSONAL PROFILE

Favorite food: Tacos
Favorite NBA team: Phoenix Suns
Favorite NBA player: Tyrone Bogues
Favorite movie: Cape Fear
Favorite actor: Robert DeNiro
Favorite TV show: Beverly Hills 90210
Favorite vacation spot: San Diego
Age first picked up a basketball: 5
Most memorable sports moment: Watching the Bills lose their fourth straight Super Bowl.
Why did you pick No. 13: Because of Dan Marino.
Why did you come to Nebraska?: Because it is a first-class program.
Where do you see yourself in 10 years?: Raising a family somewhere.
The best thing about college basketball is...: Winning.
If I won the lottery I would...: Invest it and continue to work.

LEE STEINBROOK





6-4

177

Junior

Guard

Columbus, Neb. (Platte Community College)



In 1994-95: After spending the 1993-94 season as a walk-on, Coach Danny Nee rewarded Steinbrook with a scholarship for the 1994-95 season...he's only the third walk-on in Nee's tenure to earn a scholarship, joining Bill Johnson (1987-88) and Todd Koca (1988-89)...Steinbrook, a transfer from Platte (Neb.) Community College, spent the off-season in the Husker weight room and increased his squat from 240 to 350 pounds, his hang clean from 186 to 232 and his bench press from 200 to 216, while bettering his marks in the 10- and 40-yard dashes and the agility run...his efforts resulted in a Performance Award from the Husker Performance Team.

1993-94 (Sophomore): Joined the Husker program as a walk-on and appeared in four games, averaging 2.0 points and 0.8 rebounds per game...he scored a career-high four points against Portland and grabbed two rebounds against Colorado in Lincoln...he hit all three of his field goal attempts, including his only 3-point try of the season.

1992-93 (Platte Community College): In his only season at Platte (Neb.) Community College, he averaged 12 points, five rebounds and five assists per game.

High School: Columbus High School, Columbus, Neb., 1991...as a senior, he averaged 21 points and hit 50 percent from 3-point range and 90 percent...he averaged 15 points as a junior, while hitting 45 percent from the 3-point line and 85 percent at the free throw line.

Personal: The son of Gordon and Frances Steinbrook, Lee has a younger brother...he was born on Feb. 4, 1973, in Columbus...education major.

STEINBROOK'S PERSONAL PROFILE

Favorite food: Cereal

Favorite NBA team: Los Angeles Lakers

Favorite NBA player: Reggie Miller

Favorite movie: Major League

Favorite actor: Charlie Sheen

Favorite TV show: 90210

Favorite vacation spot: The beach

Age first picked up a basketball: 6

Most memorable sports moment: Receiving a scholarship to Nebraska.

Why did you pick No. 33: For no reason.

Why did you come to Nebraska?: To get a good education and play basketball.

Where do you see yourself in 10 years?: Coaching.

The best thing about college basketball is...: The friendships you make with your teammates.


If I won the lottery I would...: Spend it on my family and give it to my church.

TOM WALD

12

6-0 181 Junior Guard

Brooklyn Park, Minn. (Park Center)



In 1994-95: A transfer from Mankato State University, Wald sat out the 1993-94 season per NCAA rules, and now figures to battle for a starting spot in Coach Danny Nee's lineup...the talented point guard earned the 1993 Ironman Award as the top performer in NU's strength and conditioning program...he's increased his squat from 396 to 434 pounds, his hang clean from 220 to 260 and his bench press from 240 to 251, while his vertical jump has improved an amazing 8.5 inches, from 26 inches to a team-leading 34.5 heading into the season...for his efforts, he earned a Performance Award from the Husker Performance Team..."He reminds me of Mike Born (former Nebraska-Omaha player who finished his career at Iowa State)," Nee said. "I like his maturity. He just needs to come in and help us, and I'm banking on him doing that."



1992-93 & 1991-92 (Mankato State):


A first-team All-North Central Conference selection as a sophomore in 1992-93, Wald was Mankato State's third-leading scorer with a 13.1 average...he started all 27 games at the point for an 18-9 Maverick squad that tied for third place in the North Central Conference at 11-7...he hit 42.4 percent from the field, 42.0 percent from 3-point range and led the team in both free throw shooting (83.2 percent) and assists (44)...he was second on the squad in minutes played (795)...netted a season-high 30 points against Northern Colorado...he scored in double figures 18 times, including four 20-point-or-better outputs...in NCC play, Wald was fourth in the conference in free throw shooting for league games only at 84.4 percent, fifth in scoring at 13.9 points per game (led the team), eighth in assists (2.94 apg) and ninth in 3-point shooting (42.9 percent)...had the second-longest consecutive free throw streak in school history at 24-straight makes...honorable-mention Academic All-North Central Conference selection...as a freshman in 1991-92, Wald was named to the NCC's All-Freshman team...appeared in all 28 games and drew 16 starts...Mavericks' third-leading scorer at 10.6 points per game...hit 47.3 percent from the field, 42.4 percent from 3-point range, 82.6 percent at the line...had 88 assists and 27 steals on the season...tallied career-high 33 points against Nebraska-Omaha, the best scoring game for an MSU player in 1991-92...grabbed career-high five rebounds three times.

High School: Park Center High School, Brooklyn Park, Minn., 1991...earned All-Lake Red Conference, all-metro and all-state honors as a senior...he was Park Center's 1991 athlete-of-the-year...averaged 20.0 points, 4.0 assists and 3.0 steals per game as a senior...three-year letterwinner...also ran track.

Personal: The son of Tony and Barbara Wald, Tom was born July 31, 1972, at Pueblo, Colo....business major...he's one of 22 student-athletes on the Husker student-athlete advisory board...also considered Iowa State before deciding on Nebraska when his parents moved to Lincoln in the spring of 1993.

WALD'S PERSONAL PROFILE

Favorite food: Brussel Sprouts
Favorite NBA team: Dallas Mavericks
Favorite NBA player: Luke Longley
Favorite movie: Tango and Cash
Favorite actor: Leslie Nielson
Favorite TV show: ESPN SportsCenter
Favorite vacation spot: Colorado
Age first picked up a basketball: 3
Most memorable sports moment: Signing with Nebraska.
Why did you pick No. 12?: My dad wore it.
Why did you come to Nebraska?: Because my parents moved to Lincoln over a year ago.
Where do you see yourself in 10 years?: Happy, successful and grossly overweight.
The best thing about college basketball is...: The Big Dance.
If I won the lottery I would...: Invest in a low risk, tax free shelter, so I could earn interest on interest. Then I'd spend it.



Inside:


- ❑ *Danny Nee..... 52-56*
- ❑ *Gary Borgen..... 57*
- ❑ *Jimmy Williams..... 58*
- ❑ *Jeff Smith 59*
- ❑ *NU Basketball
Support Staff..... 60*
- ❑ *Chancellor Graham
Spanier..... 61*
- ❑ *Athletic Director
Bill Byrne..... 62*
- ❑ *Athletic Department
Staff..... 63-65*
- ❑ *The Big Eight 66*

Husker Coaches/Staff

HEAD COACH DANNY NEE

253-170 in 14 years Overall

146-103 in eight years at Nebraska



Nebraska has fielded a basketball team for 98 seasons, but it may well be the memories of the last four years which will forever live in the hearts of Husker fans everywhere. Consider if you will that since a 10-18 record and the second of two-straight seventh-place league finishes in 1989-90, Coach Danny Nee's program has:

- ✓ Posted the school's best four-year record ever at 85-39 (.685).
- ✓ Made four straight NCAA Tournament appearances for the first time in school history.
- ✓ Captured Nebraska's first-ever Phillips 66 Big Eight Tournament title with a 77-68 victory over Oklahoma State in the 1994 championship game.

Only the third Nebraska coach since 1963, following the late Joe Cipriano (1963-80), and Moe Iba (1981-86), Nee was tabbed as the Huskers' 24th head coach on March 27, 1986. He owns a 14-year head coaching record of 253-170 (.598), and an eight-year NU mark of 146-103 (.586).

The only coach in school history to win 20 games in four different seasons and take four Nebraska teams to the NCAA Tournament, Nee's 146 wins rank second only to Cipriano's school-record 253 victories in 17 seasons. He's only the fifth coach in school history to be at the helm eight or more seasons, and he has taken six of his eight squads to post-season play. Nee also ranks as the "junior" dean of Big Eight Conference coaches, as his tenure is second only to Missouri Coach Norm Stewart's 28-year run in Columbia.

The beat continued for the Huskers in 1993-94, as Nebraska posted a 20-10 record en route to a fourth-straight NCAA Tournament bid and back-to-back 20-win seasons for the first time in school history. NU captured its first-ever Big Eight Tournament title and was 22nd in the final Associated Press poll, only the third time in school history NU had appeared in the final AP ranking.



The Nee's (back, left to right) Janet, Kevin and Danny. Front: Nora and Patrick.

The 1993-94 season also saw Nebraska top the 200,000 mark in home attendance for the third straight season, as the Huskers finished 20th nationally in attendance with a per-game average of 13,278.

The year prior to Nee's arrival, NU averaged 9,741 fans per outing. In the last four years, some 833,717 fans have attended Nebraska home games, which accounts for 21.8 percent of the arena's total attendance in 18 seasons as the home of Husker hoops.

Husker Debut

When he came to Nebraska from Ohio University after the Huskers' first-ever NCAA appearance in March 1986, he inherited a senior-dominated, but inexperienced squad. The team gelled late in the 1986-87 season, finished 21-12 and was third in the National Invitation Tournament (NIT).

Nee's Huskers stood 12-8 overall and 2-5 in the league at the halfway point of the 1987 Big Eight campaign. However, NU won five of its last seven conference games, advanced to the NIT Final Four at Madison Square Garden and missed the school record for victories by one. Along the way, a then-school-record 197,395 fans packed the Devaney Center for 17 home games.

However, with those seniors gone, the difficult re-

building process began just as the Big Eight became one of the nation's dominant basketball conferences. Nee's second year at the Husker helm saw three league teams reach the final eight of the NCAA Tournament, with Kansas beating Oklahoma in an all-Big Eight final.

The result in 1987-88 was Nebraska's first losing season in 15 years (13-18), but there were enough moments of youthful brilliance to give hope for the future, including a 70-68 come-from-behind homecourt win over eventual national champion Kansas.

The Nebraska roster was still freshman- and sophomore-dominated for Nee's third season in 1988-89, but the Huskers climbed back over the .500 mark, finished 17-16, returned to post-season play with an NIT bid and advanced to the second round before being eliminated at Ohio State. Nee's fourth Husker team finished 10-18 in 1989-90, when the Huskers missed the school record for season losses by one.

"If I had to do it over again, I'm positive I'd come back to Nebraska. The people here were so good to me. Lincoln was such a great college atmosphere. And it was close enough that my family could see me play. It ended up as a perfect situation."

-- Eric Piatkowski
Los Angeles Clippers



Operation Turnaround

The 1990-91 season promised to be a pivotal year in Nee's rebuilding program. For the first time in four years, Nee had a solid nucleus of seniors to build upon. But the presence of Rich King, Clifford Scales, Beau Reid and Keith Moody did little to impress the Big Eight-area media, who picked Nebraska to finish a distant last in the league's preseason poll.

That voting prompted the best-remembered question at the annual preseason Big Eight Basketball Media Day at Kansas City, Mo., and it came from Nee at the start of his interview session: "Why did you guys pick us last?"

There was silence from the assembled writers then, and some embarrassment later when the Huskers roared out to a 16-1 start, helped by a school-record-tying 14-game win string, got into the wire service rankings for the first time in 13 seasons, and went on to NU's highest final rankings ever at No. 9 in the UPI poll and No. 11 in the AP listing.

And, instead of finishing last in the Big Eight, the Huskers ended up third at 9-5, one game back of co-champs Oklahoma State and Kansas. NU then advanced to the finals of the Phillips 66 Big Eight Tournament for the first time in school history, but dropped a 90-82 decision to Missouri, and finished the year with a disappointing 89-84 loss to Xavier in the first round of the NCAA Midwest Regional.

For his efforts, Nee was named the 1991 Big Eight Coach-of-the-Year by both the Associated Press and United Press International,

District V Coach-of-the-Year by the U.S. Basketball Writers Association, and finished fourth in AP's National Coach-of-the-Year balloting.

With the loss of more than 60 percent of its scoring and rebounding punch, the 1991-92 season figured to be a transition year for Nebraska and Nee.

However, Nee developed a blend of veteran players, rookies and pleasant surprises into a unit which shot out to a 12-1 record and finished 19-10 overall. The Huskers were 7-7 (fifth) in the nation's toughest league—the Big Eight, and earned a second-straight NCAA Tournament bid.

Along the way, the Huskers pulled off two of the biggest upsets in the 1991-92 college basketball season. In consecutive home games in February, Nebraska thumped second-ranked, 20-0, Oklahoma State (85-69), then beat third-ranked Kansas (81-79) when Jamar Johnson hit a 3-pointer from the corner on an inbounds pass from Carl Hayes with one second left in overtime. The win over the Big Eight Champion Jayhawks propelled the Huskers into the AP rankings at No. 25 the following week, marking the first time NU had ever been ranked in consecutive seasons.

Nee also picked up his 200th career victory (86-67 over Wisconsin) and his 100th Nebraska win (74-71 over Missouri-Kansas City).

The 1992-93 campaign was another history-maker for Nee and his rags to riches program, as NU landed a spot in the NCAA Tournament for an unprecedented third consecutive season. In addition, the Cornhuskers won 20 games (against 11 losses) for the third time in Nee's tenure. Nebraska tied for second in the Big Eight with an 8-6 record, its best league finish in 12 seasons.

The 1992-93 season may well have been the most-anticipated Nebraska basketball campaign ever. Fueled by arguably the best recruiting class in school history, rave reviews from national publications, and the return of four starters, Nebraska raced to a 7-0 record and climbed to 17th in the Associated Press poll.

However, the Huskers dropped six of their next 11 games, started league play 0-3 for the first time since the 1989-90 season, and hopes for another NCAA trip were dented.

But, while some were labeling his seventh team as one of the nation's most-disappointing squads at the season's midway point, Nee rallied his troops to wins in eight of their final 12 games and a share of second place in the Big Eight. The Huskers, who headed into the final week of league play with an outside shot at their

first Big Eight title in some 53 seasons, also produced their first All-Big Eight performer of the Nee era in guard Eric Piatkowski, who repeated the feat a year later.

Bobcat Tracks

Rebuilding, though, is nothing new for the 48-year-old Brooklyn native. In his six years at Ohio, his teams won 107 and lost 67, including an 87-33 record the last four years and twice he was named Mid-American Conference Coach-of-the-Year—but it was far from easy. He took over a struggling program at the Athens, Ohio, school in 1980-81, started his head-coaching career with an 11-game losing streak and suffered through a 7-20 season. His second Bobcat team improved to 13-14, though, and was followed by four consecutive 20-game winners.

In 1982-83, Nee's squad won a school-record number of games in a 23-9 campaign, captured the MAC title, and he was rewarded with conference and Ohio Coach-of-the-Year honors. The Bobcats

"With the exception of Larry Bird, Danny Nee is the finest competitor I have ever been associated with. He's built a program at Nebraska that is not a quick fix. It's a program that will continue to bear fruit over the next decade."

--Al McGuire
CBS-TV Analyst & Former
Marquette Head Coach



"Danny Nee is a quality coach. He's got such a feisty, scrappy personality, and that is reflected in his players...He brings a competitive spirit and enthusiasm to the table. He knows how to win in a big-time college basketball environment. Danny has brought a special feeling for college basketball to Big Red country."

**--Dick Vitale
ESPN & ABC-TV Analyst**

He returned to college at St. Mary of the Plains College in Dodge City, Kan., and received a bachelor's degree in English and physical education in 1971. At St. Mary, he was on the Dean's List, was listed in Who's Who Among American Colleges and Universities, and was president of the student body as a senior. He played two years of basketball there before launching his coaching career as a student assistant for the Cavaliers in 1970-71. Nee was inducted into the Ohio University Hall of Fame in 1994. He received a master's degree in health, physical education and recreation from Kansas State in 1972.

Nee coached the junior varsity basketball team at Red Bank, N.J., Regional High School to a 14-6 record in 1972-73. He then became head coach at Brick Township, N.J., High School, where he compiled a 38-35 record in three years before going on to Notre Dame. His Brick Township teams were 32-15 the last two years, winning a school-record 16 games each season.

Nee serves as a congressman in the National Association of Basketball Coaches Association and is a member of the Midwest coaches advisory board to the NCAA Division I men's basketball committee.

He is married to the former Janet Scheib of Pittsburgh, Pa., and is the father of three children, Patrick, 17, Nora, 9, and Kevin, 7.

went to the NCAA Tournament for the first time in nine years, beat Illinois State (51-49) in the first round of the Mideast Regional before losing to Kentucky in the second round, 57-40.

The Bobcats finished 20-8 in 1983-84, but did not earn a postseason bid. A year later, Ohio U. went 22-8, again captured the MAC title and advanced to the NCAA Tournament, where it dropped a 49-38 first-round decision to Kansas.

In 1985-86, the Bobcats finished 22-8 for the second-straight season, but were second in the MAC behind Miami (Ohio). Ohio U. received an NIT bid, but lost a first-round game to eventual tournament champion Ohio State, 65-62.

Wake Up the Echoes

Nee went to Ohio after four years as an assistant coach under Richard "Digger" Phelps at Notre Dame. During that time, the Fighting Irish were 91-27 and went to the NCAA Tournament all four years, including a Final Four appearance in 1978 and an appearance in the Mideast Regional final in 1979. He recruited and coached 10 current and former NBA players at Notre Dame.

Nee Roots

Nee played high school basketball at Power Memorial High School in New York, where one of his teammates was Kareem Abdul-Jabbar (then known as Lew Alcindor).

A member of Al McGuire's first recruiting class at Marquette University, Nee captained the Warriors' freshman team for frosh coach Hank Raymonds before a two-year tour of duty in the United States Marine Corps. A Vietnam veteran, he received Combat Air Insignia Medals and an honorable discharge in 1968.

DANNY NEE'S YEAR-BY-YEAR RECORD

Year	School	Overall		Conference		Place	Postseason
		W-L	Pct.	W-L	Pct.		
1980-81	Ohio U.	7-20	.259	6-10	.375	T7th	None
1981-82	Ohio U.	13-14	.481	8-8	.500	4th	None
1982-83	Ohio U.	23-9	.719	12-6	.667	2nd*	NCAA (1-1)
1983-84	Ohio U.	20-8	.714	14-4	.778	2nd	None
1984-85	Ohio U.	22-8	.733	14-4	.778	1st*	NCAA (0-1)
1985-86	Ohio U.	22-8	.733	14-4	.778	2nd	NIT (0-1)
Six-year totals		107-67	.615	68-36	.654	—	1-3/3 app.
Year	School	W-L	Pct.	W-L	Pct.	Place	Postseason
1986-87	Nebraska	21-12	.636	7-7	.500	5th	NIT (4-1)
1987-88	Nebraska	13-18	.419	4-10	.286	T6th	None
1988-89	Nebraska	17-16	.515	4-10	.286	7th	NIT (1-1)
1989-90	Nebraska	10-18	.357	3-11	.214	7th	None
1990-91	Nebraska	26-8	.765	9-5	.643	3rd	NCAA (0-1)
1991-92	Nebraska	19-10	.655	7-7	.500	5th	NCAA (0-1)
1992-93	Nebraska	20-11	.645	8-6	.571	T2nd	NCAA (0-1)
1993-94	Nebraska	20-10	.667	7-7	.500	4th	NCAA (0-1)
Eight-year totals		146-103	.586	49-63	.438	—	5-6/6 app.
Career totals		253-170	.598	117-99	.542	—	6-9/9 app.

NEE'S CAREER MILESTONE VICTORIES

- No. 1—Ohio U. 78, Bowling Green State 63, 1980-81.
- No. 50—Ohio U. 65, Kent State 55, 1983-84.
- No. 100—Ohio U. 74, Bowling Green State 57, Feb. 8, 1986.
- No. 150—Nebraska 89, Sam Houston State 70, Jan. 5, 1989.
- No. 200—Nebraska 86, Wisconsin 67, Dec. 11, 1991.
- No. 250—Nebraska 89, Oklahoma State 81, March 2, 1994.

NEE'S NEBRASKA MILESTONE VICTORIES

- No. 1—Nebraska 76, Oregon 60, Dec. 1, 1986.
- No. 50—Nebraska 77, Iowa State 74, Feb. 25, 1989.
- No. 100—Nebraska 74, Missouri-Kansas City 71, Jan. 20, 1992.

DANNY NEE VS. ALL OPPONENTS

Opponent	First Meeting	Last Meeting	W	L	PF	PA
Arkansas	1986-87	1986-87	1	0	78	71
Arkansas-Little Rock	1986-87	1986-87	1	0	76	67
Arkansas State	1988-89	1988-89	1	0	81	79
Appalachian State	1992-93	1993-94	1	1	175	174
Ball State	1980-81	1985-86	8	6	915	921
Baylor	1987-88	1987-88	0	1	79	82
Bowling Green State	1980-81	1990-91	6	7	855	862
Bradley	1980-81	1980-81	0	1	56	84
Brooklyn	1982-83	1987-88	4	0	247	181
Butler	1986-87	1986-87	1	0	67	56
California-Irvine	1986-87	1986-87	0	1	101	109
Canisius	1980-81	1980-81	0	1	47	59
Capital	1981-82	1985-86	2	0	162	99
Central Michigan	1980-81	1985-86	11	1	851	748
Charleston	1980-81	1983-84	1	1	117	100
Chaminade	1988-88	1988-89	2	0	162	160
Chicago State	1989-90	1989-90	1	0	92	57
Citadel	1990-91	1992-93	3	0	264	187
Cleveland State	1980-81	1980-81	0	1	57	73
Colorado	1986-87	1993-94	13	3	1324	1150
Columbia	1987-88	1987-88	1	0	82	62
Colgate	1992-93	1992-93	1	0	108	76
Connecticut	1991-92	1991-92	0	1	65	86
Creighton	1986-87	1993-94	6	3	732	678
DePaul	1981-82	1983-84	1	2	169	214
Detroit	1986-87	1987-88	2	0	134	113
Drake	1987-88	1988-89	1	1	133	142
Duke	1983-84	1983-84	0	1	63	82
Fordham	1992-93	1992-93	1	0	79	55
East Carolina	1980-81	1981-82	0	2	119	142
Eastern Illinois	1990-91	1992-93	3	0	245	186
Eastern Kentucky	1984-85	1984-85	1	0	58	52
Eastern Michigan	1980-81	1985-86	10	3	892	811
Eastern Washington	1991-92	1991-92	1	0	102	67
Florida A&M	1993-94	1993-94	1	0	86	61
Furman	1987-88	1988-89	2	0	144	130
Grambling State	1987-88	1987-88	0	1	68	71
Harvard	1989-90	1989-90	1	0	117	79
Heidelberg	1984-85	1984-85	1	0	77	70
Hofstra	1985-86	1985-86	1	0	73	66
Idaho	1988-89	1990-91	1	2	225	227
Illinois	1980-81	1990-91	1	1	154	157
Illinois-Chicago	1981-82	1984-85	0	2	119	135
Illinois State	1982-83	1982-83	1	0	51	49
Indiana	1984-85	1984-85	0	1	73	90
Iowa State	1986-87	1993-94	9	7	1272	1337
Kansas	1984-85	1993-94	9	10	1351	1458
Kansas State	1986-87	1993-94	8	11	1337	1361
Kent	1980-81	1992-93	11	4	1052	992
Kentucky	1982-83	1982-83	0	1	40	57
La Salle	1985-86	1985-86	1	0	70	65
Lehigh	1987-88	1987-88	1	0	71	66
Louisiana State	1988-89	1988-89	0	1	87	90
Loyola (Md.)	1981-82	1981-82	1	0	77	63
Manhattan	1983-84	1983-84	1	0	68	57
Marietta	1982-83	1985-86	2	0	180	134
Marquette	1981-82	1986-87	1	1	123	125
Marshall	1980-81	1985-86	2	1	220	215
Maryland	1981-82	1981-82	0	1	64	90
Md.-Baltimore County	1988-89	1988-89	1	0	86	65
Miami (Ohio)	1980-81	1990-91	8	7	1044	1056
Michigan	1992-93	1992-93	0	1	73	88
Michigan State	1988-89	1993-94	2	3	378	408
Missouri	1986-87	1993-94	5	14	1446	1659
Missouri-Kansas City	1989-90	1993-94	5	0	426	361
Missouri-St. Louis	1986-87	1986-87	1	0	89	63
Morehead State	1988-89	1988-89	1	0	81	77
Murray State	1990-91	1990-91	0	1	79	81
Navy	1985-86	1985-86	0	1	62	73
Nebraska-Omaha	1987-88	1987-88	1	0	96	67
New Mexico State	1992-93	1992-93	0	1	79	93
Niagara	1982-83	1983-84	1	1	153	139
North Carolina	1985-85	1985-86	0	1	57	99
NC-Wilmington	1980-81	1981-82	2	0	152	143

Opponent	First Meeting	Last Meeting	W	L	PF	PA
North Texas	1988-89	1988-89	1	0	90	84
Northern Illinois	1980-81	1990-91	11	4	1016	897
Northern Iowa	1993-94	1993-94	1	0	70	63
Northwest Missouri St.	1986-87	1986-87	1	0	105	64
Ohio	1993-94	1993-94	1	0	94	68
Ohio State	1983-84	1988-89	0	5	344	398
Ohio Wesleyan	1984-85	1984-85	1	0	75	67
Oklahoma	1986-87	1993-94	5	15	1751	1945
Oklahoma State	1986-87	1993-94	6	11	1239	1351
Oregon	1986-87	1987-88	2	0	143	122
Pennsylvania	1983-84	1983-84	1	0	71	67
Pepperdine	1989-90	1989-90	1	0	104	100
Portland	1993-94	1993-94	1	0	111	85
Providence	1982-83	1982-83	1	0	48	47
Radford	1981-82	1982-83	2	0	138	104
Rhode Island	1982-83	1982-83	1	0	67	65
Sacramento State	1992-93	1992-93	1	0	86	70
St. Francis (Pa.)	1984-85	1985-86	2	0	193	162
St. John's (N.Y.)	1982-83	1982-83	0	1	52	62
St. Louis	1990-91	1990-91	1	0	107	79
St. Mary's (Calif.)	1982-83	1982-83	1	0	57	54
Sam Houston State	1988-89	1991-92	3	0	279	203
San Francisco	1986-87	1986-87	1	0	66	60
San Jose State	1984-85	1988-89	1	1	152	143
Siena	1983-84	1983-84	1	0	69	56
Southern California	1991-92	1992-93	1	1	157	158
Southern Illinois	1986-87	1986-87	1	0	87	85
Southern Mississippi	1986-87	1986-87	0	1	75	82
Southern Utah	1991-92	1993-94	3	0	295	271
Southwestern La.	1992-93	1992-93	0	1	80	109
Tennessee Tech	1990-91	1990-91	1	0	113	92
Texas	1993-94	1993-94	0	1	75	78
Texas-Arlington	1992-93	1992-93	1	0	116	95
Texas-San Antonio	1993-94	1993-94	1	0	96	85
Texas A&M	1986-87	1991-92	2	1	247	194
Texas Tech	1988-89	1989-90	2	0	147	138
Toledo	1980-81	1991-92	9	6	1059	1019
Villanova	1987-88	1987-88	0	1	53	70
Wagner	1985-86	1989-90	2	0	158	124
Washington	1986-87	1986-87	1	0	81	76
West Virginia	1980-81	1980-81	0	1	61	69
Western Michigan	1980-81	1985-86	7	4	777	690
Wichita State	1984-85	1993-94	3	0	221	191
Wisconsin	1990-91	1991-92	2	0	161	130
Wisconsin-Green Bay	1981-82	1991-92	3	0	214	188
Wyoming	1986-87	1989-90	2	2	256	301
Youngstown State	1980-81	1980-81	0	1	85	93
Xavier (Ohio)	1990-91	1990-91	0	1	84	89
Totals			253	170	31,385	30,348
					74.2	71.7



NEE ERA NEBRASKA RECORD BOOK

TEAM SUPERLATIVES

Points:

NU High—117, vs. Oklahoma (B8T, 3-8-91), vs. Harvard (12-1-89).
 NU Low—45, vs. Kansas State (B8T, 3-6-87); vs. Kansas State (B8T, 3-12-93).
 Opponent High—133, at Oklahoma (2-21-87).
 Opponent Low—42, Sam Houston State (11-23-91).
 NU High Half—66, vs. Oklahoma (B8T, 3-8-91).
 NU Low Half—19, vs. Kansas State (B8T, 3-6-87).
 Opponent High—70, at Oklahoma (2-21-87).
 Opponent Low—12, Arkansas (NIT, 3-17-87).

Field Goals:

NU High—45, vs. Tennessee Tech (12-14-90).
 NU Low—17, at Kansas (2-16-88).
 Opponent High—50, at Oklahoma (2-21-87).
 Opponent Low—16, Butler (12-29-86).
 NU High Attempts—96, vs. St. Louis (11-23-90).
 NU Low Attempts—39, at Kansas (2-16-88).
 Opponent High Attempts—91, at Southern Utah (11-30-91).
 Opponent Low Attempts—36, Kansas State (2-6-88).
 NU High Field Goal%—.750 (42-56), vs. Nebraska-Omaha (1-25-88).
 NU Low Field Goal%—.283 (17-60), at Wyoming (1-22-90).
 Opponent High Field Goal%—.681 (32-47), at Okla. State (2-24-88).
 Opponent Low Field Goal%—.262 (17-65), Sam Houston State (11-23-91).

3-Point Field Goals:

NU High—14, at Oklahoma (3-7-92).
 NU Low—0, nine games.
 Opponent High—17, Oklahoma (2-21-87).
 Opponent Low—0, four games.
 NU High Attempts—36, at Oklahoma (3-7-92).
 NU Low Attempts—2, two games.
 Opponent High Attempts—35; two games.
 Opponent Low Attempts—2, Missouri (1-28-87).
 NU High 3FG%—1.000 (5-5), vs. Creighton (12-6-90).
 NU Low 3FG%—.000, nine games.
 Opponent High 3FG%—.765 (13-17), at Kansas State (1-10-87).
 Opponent Low 3FG%—.000, four games.

Free Throws:

NU High—38, vs. Pepperdine (12-2-90).
 NU Low—1, vs. Kansas State (1-21-89); vs. Kansas State (B8T, 3-12-93).
 Opponent High—44, Oklahoma State (2-14-90).
 Opponent Low—3, three games.
 NU High Attempts—50, two games.
 NU Low Attempts—2; vs. Kansas State (B8T, 3-12-93).
 Opponent High Attempts—52, Oklahoma State (2-14-90).
 Opponent Low Attempts—6, at The Citadel (12-30-90).
 NU High FT%—.923 (12-13), vs. Wyoming (12-20-86).
 NU Low FT%—.167 (1-6), vs. Kansas State (1-21-89).
 Opponent High FT%—.900 (27-30), at Ohio State (12-14-88).
 Opponent Low FT%—.273 (3-11), Furman (12-17-88).

Rebounds:

NU High—72, vs. Oklahoma (1-27-92).
 NU Low—22, three games.
 Opponent High—58, at Oklahoma (3-4-89).
 Opponent Low—21, two games.

Assists:

NU High—35, vs. Bowling Green (12-15-90).
 NU Low—7, three games.
 Opponent High—32, at Missouri (2-10-90), at Iowa State (2-3-93).
 Opponent Low—5, San Francisco (12-30-86).

Blocked Shots:

NU High—10, four games.
 NU Low—0, 17 games.
 Opponent High—12, at Oklahoma State (1-14-89).
 Opponent Low—0, 23 games.

Turnovers:

NU High—30, two games.
 NU Low—7, at Kansas State (3-3-90), vs. Ohio (12-3-93).

Opponent High—33, Texas-Arlington (12-21-92).
 Opponent Low—5, at Kansas State (3-3-90).

Steals:

NU High—22, vs. Florida A&M, 12-21-93.
 NU Low—0, at Kansas State (3-3-90).
 Opponent High—20, at Oklahoma (1-14-93).
 Opponent Low—0, two games.

INDIVIDUAL SUPERLATIVES

Points:

NU High—42, Eric Piatkowski, vs. Oklahoma (3-11-94, B8T).
 Opponent High—44, Doug Smith, at Missouri (2-10-90).
 NU High Half—23, Rich King, vs. Northern Illinois (2-18-91).

Field Goals:

NU High—14, Eric Piatkowski, vs. Oklahoma (3-11-94, B8T).
 Opponent High—19, Doug Smith, at Missouri (2-10-90).
 NU High Attempts—23, Eric Piatkowski, vs. Oklahoma (3-11-94, B8T).
 Opponent High Attempts—34, Harold Miner, Southern Cal (11-25-91).

3-Point Field Goals:

NU High—7, Chris Cresswell, vs. Texas A&M (12-20-91).
 Opponent High—8, Dave Seger, at Oklahoma (2-21-87).
 NU High Attempts—12, Jamar Johnson, at Oklahoma (3-7-92).
 Opponent High—15, Ronnie Schmitz, Missouri-Kansas City (1-9-91).

Free Throws:

NU High—16, by two players.
 Opponent High—15, Byron Houston, Oklahoma State (2-14-90).
 NU High Attempts—21, Rich King, at Wyoming (1-22-90).
 Opponent High—18, by two players.

Rebounds:

NU High—20, Derrick Chandler, vs. Oklahoma (1-27-92).
 Opponent High—19, Ronnie Morgan, North Texas (12-2-89).

Assists:

NU High—13, Brian Carr, vs. Missouri (1-28-87).
 Opponent High—16, Sam Crawford, New Mexico St. (NCAA, 3-19-93).

Steals:

NU High—7, Erick Strickland, at Creighton (12-9-93).
 Opponent High—7, Van Usher, Tennessee Tech (12-14-90).

Blocked Shots:

NU High—8, Derrick Chandler, at Southern Utah (11-30-91).
 Opponent High—6, by two players.


THE NEE RECORD

	At Nebraska		At Ohio		Career	
	W-L	Pct.	W-L	Pct.	W-L	Pct.
In all games	146-103	.586	107-67	.615	253-170	.598
In home games	101-26	.795	61-14	.813	162-40	.802
In away games*	45-77	.369	46-53	.465	91-130	.412
In the NCAA Tournament	0-4	.000	1-2	.333	1-6	.143
In the NIT	5-2	.714	0-1	.000	5-3	.625
In overtime	8-2	.800	4-3	.571	12-5	.706
In one-point games	8-1	.889	6-1	.857	14-2	.875
In two-point games	12-8	.600	12-7	.632	24-15	.615
In three-point games	4-8	.333	3-4	.429	7-12	.368
In four-point games	9-2	.818	8-4	.667	17-6	.739
In five-point games	10-5	.667	11-6	.647	21-11	.656
In November	10-8	.556	5-4	.556	15-12	.556
In December	53-17	.757	21-19	.525	74-36	.673
In January	36-27	.571	36-19	.655	72-46	.610
In February	33-30	.524	35-16	.686	68-46	.597
In March	14-21	.345	10-9	.526	24-30	.444
Scoring 80 or more	90-28	.703	20-2	.909	110-30	.786
Scoring 79 or fewer	56-75	.428	87-65	.572	143-140	.505

*Includes neutral site games.

GARY BARGEN

Assistant Coach, Ninth Season



Gary Borgen is the dean of Coach Danny Nee's coaching staff, having joined the program in the spring of 1986 after eight years as head coach at Hutchinson (Kan.) Community College.

During his tenure at Hutchinson, his Dragon teams compiled a 199-56 (.780) record, including a 31-7 mark and a third-place finish in the NJCAA Tournament in 1985-86. A two-time Region VI Coach-of-the-Year selection, Borgen's Dragon teams won 22 or more games every season, won or shared six Jayhawk Conference titles and twice captured Region VI crowns.

Before going to Hutchinson, Borgen spent nine years as coach and athletic director at Southeast (Neb.) Community College-Fairbury (then known as Fairbury Junior College). He compiled a 140-68 (.673) record at Fairbury and his teams twice captured conference titles. He also earned a pair of Nebraska Community College Conference Coach-of-the-Year awards.

A native of Hardy, Neb., Borgen, 52, compiled a 17-year junior college record of 339-124 (.732). He graduated from Hardy, Neb., High School in 1960, then received a bachelor's degree in physical education from Nebraska in 1964 and a master's degree in educational psychology from NU in 1968.

He was football, basketball and track coach at Alvo-Eagle (Neb.) High School in 1964-65 and 1965-66, then was basketball and track coach at DeWitt (Neb.) Tri-County High School for three years before moving on to Southeast Community College for the 1969-70 campaign.


Borgen is married to the former Nancy Sorensen of Hardy, Neb., and they are the parents of four children—daughters Chris, 29, and Kim, 25, and sons, Jed, 27, and Mike, 19.



The Borgen family, from left: Jed, Kim, Mike, Chris and Todd Fritz, Gary and Nancy.

JIMMY WILLIAMS

Assistant Coach, Third Season



Jimmy Williams, the newest member of Coach Danny Nee's coaching staff, enters his third season with the Huskers and his 22nd as a Division I assistant coach.

Williams, who joined the Nebraska staff in August of 1992, came to Lincoln after spending three seasons on Coach Jim Brandenburg's San Diego State staff. Before joining the Aztec staff, Williams served one season (1988-89) as an assistant at the University of Tulsa under Coach J.D. Barnett. He helped the Golden Hurricane to a 17-11 record and a second-place finish in the Missouri Valley Conference.

Prior to his stints at San Diego State and Tulsa, Williams was an assistant at the University of Minnesota from the 1971-72 season through the 1985-86 campaign, first under Bill Musselman and later Jim Dutcher. During his 15-year tenure with the Golden Gophers, Minnesota won a pair of Big Ten titles, finished in the upper division of the rugged Big Ten nine times, made eight postseason tournament appearances and had a .500 or better overall record 12 times.

As an assistant at UM, Williams, 46, recruited and coached 18 student-athletes who went on to play in the National Basketball Association, nine of whom remain active today. Golden Gopher and NBA standouts who Williams personally recruited include Mychal Thompson, Ray Williams, Jim Petersen and Randy Breuer. While at Minnesota, Basketball Times rated him as one of the nation's top 15 recruiters.

A native of Havana, Fla., Williams graduated from Ashland (Ohio) College in 1970 with a bachelor of arts degree in education. He was a college division All-America basketball player for the Eagles and helped the school to the 1969 college division national title.

A 1969 graduate of Ashland (bachelor's in education) he spent a year and a half teaching and coaching in high schools in Ohio and Washington D.C., then joined the Golden Gopher staff in 1971 as an assistant coach/head freshman coach.


Williams has a 10-year-old daughter, Christina Marie.



Jimmy and daughter Christina Marie.

JEFF SMITH

Assistant Coach, Seventh Season




After spending the 1988-89 season as a graduate assistant under Coach Danny Nee, Jeff Smith was elevated to the part-time assistant position on the Husker basketball staff in July, 1989.

Prior to joining Nee's Nebraska staff in April 1988, Smith spent five years coaching on the high school and collegiate ranks in Nebraska. After receiving a degree in education from Peru State (Neb.) College in 1983, he posted a 41-18 three-year record at Pawnee City (Neb.) High School.

He returned to Peru State as an assistant coach for the 1986-87 campaign, served as a volunteer assistant at his prep alma mater, Lincoln Southeast, in 1987-88, then joined Nee's staff a year later.

Smith was a four-year starter at point guard at Peru State, and also lettered twice in baseball. A three-sport standout in high school, he was the starting split end on current NU assistant and former Southeast football coach Frank Solich's state championship team and a starter on the Knights' state runner-up basketball team.

The 34-year-old Smith received his master's degree in athletic administration from Nebraska in May of 1994. He is married to the former Robin Nelson of Lincoln, and they are the parents of a daughter, Taylor, 8, and a son, Connor, 4.



The Smith family, from left: Taylor, Robin, Connor and Jeff.

NU BASKETBALL SUPPORT STAFF



ELLEN SHUTTS
COACH NEE'S
SECRETARY

Ellen Shutts is in her eighth year as secretary to Coach Danny Nee, and her 15th at the University of Nebraska. Before moving into the basketball office, she served as secretary to UNL Student Union Food Service Director Ron Pushcar for seven years. Ellen and her husband, Rob, are the parents of a daughter Erin, 13, and a son, Ryan, 11.



Wendy Brigham
Office Assistant



Lucy Buntain
Success Unit



Benji Greenberg
Manager



KRIS STRAND
BASKETBALL
SECRETARY

Kris Strand is in her second academic year as a full-time secretary in the men's basketball office.

Strand, a Lincoln native, began working in the basketball office as an office assistant in May, 1990, and served in that capacity until being promoted to her present post in September, 1993. A 1992 graduate of the University of Nebraska with a business administration degree, Strand is single.



Bernie Inbody
Manager



Paul Koch
Strength Coach



Dennis Leblanc
Assistant A.D.,
Academic Programs



BILL JOHNSON
GRADUATE
ADMINISTRATIVE
ASSISTANT

Bill Johnson, a two-year letter-winner for Coach Danny Nee, is in his second season as Nee's graduate administrative assistant. Johnson lettered for the Huskers in 1986-87 and 1987-88 after spending two seasons at Northeast Technical Community College in Norfolk, Neb. A native of Plainview, Neb., Johnson graduated from NU in 1988 with an educational degree in social science, and earned his master's degree in athletic administration in 1993.

After graduating from Nebraska, Johnson taught social studies and coached basketball, golf and track at Omaha Bryan High School before joining the Husker staff last year. He is married to the former Barb McDermott of Grand Island.



Blake Nelson
Manager



Jack Nickolite
Associate Dir. of
Athletic Medicine, PA-C



Dr. Jack Stark
Team Psychologist



Jai Steadman
Graduate Assistant



Jay Rine
Manager



DR. GRAHAM SPANIER

CHANCELLOR

Graham Spanier became the 17th Chancellor of the University of Nebraska-Lincoln on Nov. 1, 1991. He holds academic appointments as Professor of Human Development and the Family and Professor of Family Practice at the University of Nebraska Medical Center.

Visible at nearly all Husker home athletic events, Dr. Spanier was a key player in the recent expansion of the Big Eight Conference and it was his directive that led Nebraska to add a 22nd intercollegiate sport for the 1994-95 academic year--women's soccer.

He came to this post after serving as Provost and Vice President for Academic Affairs at Oregon State University. His previous administrative posts included an appointment as Vice Provost for Undergraduate Studies at the State University of New York at Stony Brook and service in three administrative positions at The Pennsylvania State University.

He is a family sociologist, demographer and marriage and family therapist. He received his Ph.D. in Sociology from Northwestern University, where he was a Woodrow Wilson Fellow. He earned his bachelor's (1969) and master's (1971) degrees from Iowa State University, where he was named an outstanding alumnus.

The quality and stability of marriage has been the focus of his teaching, research and writing. He is an active writer and researcher with more than 100 scholarly publications, including 10 books. He has served as a consultant to the U.S. Bureau of the Census, the National Science Foundation, the National Academy of Sciences, and the National Institute of Mental Health. He was the founding editor of the Journal of Family Issues and has served as a reviewer on the editorial boards of 25 other journals.


He has been president of the National Council on Family Relations, has served as chairman of the American Sociological Association Family Section, is a clinical member and fellow of the American Association for Marriage and Family Therapy, and serves as chairman of the Board of Directors of the Christian Children's Fund. He received the James Moran Award for "significant contributions to knowledge of family relations and child development" from the American Home Economics Association.

He is married to Sandra Whipple Spanier, an English professor and author specializing in 20th century American literature. They have a 13-year-old son, Brian, and a 10-year-old daughter, Hadley.

UNIVERSITY OF NEBRASKA BOARD OF REGENTS AND ADMINISTRATION



Dr. L. Dennis Smith,
President
University of Nebraska



Robert M. Allen
Hastings



Don S. Blank, D.D.S.
McCook



Nancy Hoch
Nebraska City



Nancy L. O'Brien, Ph. D.
Waterloo



John Payne
Kearney




Margaret Robinson
Norfolk




Rosemary Skrupa, J.D.
Omaha



Charles S. Wilson, M.D.
Lincoln



Andrew Loudon
UN-Lincoln



Alan Linderman
UN-Medical Center



Matt Schulz
UN-Omaha



Jennifer Prince
UN-Kearney

BILL BYRNE

Athletic Director

A new chapter in the Huskers' rich athletic tradition began on June 26, 1992, when Nebraska Chancellor Dr. Graham Spanier introduced Bill Byrne to succeed longtime athletic director Bob Devaney. Byrne became the 10th athletic director in school history, and just the third since 1962.

An energetic 49-year-old, Byrne came to Nebraska following a highly-successful eight-year stint as athletic director at the University of Oregon. Recently named secretary-treasurer of the College Football Association and a member of that organization's board of directors, Byrne heads into his third basketball season as the Huskers' athletic director.

He arrived in Lincoln as athletic director-designate on Nov. 1, 1992, took the reins of the athletic department on Jan. 4, 1993, and has been a tireless worker every step of the way. During his first year on the job, Byrne traveled with nearly every Husker team at least once and canvassed the state of Nebraska, visiting with boosters, while learning the needs and concerns of Husker fans everywhere and making more than 150 speeches in the process.

Under Byrne's leadership, the Husker athletic department has never missed a beat. In fact, during the 1993-94 academic year, Nebraska:

✓ Won its 15th straight Big Eight Conference all-sports championship;

✓ Won nine of 21 conference championships (football, men's and women's gymnastics, men's and women's swimming, women's indoor and outdoor track, women's cross country and men's indoor track), two more than the previous year. In addition, the Nebraska men's basketball team captured its first-ever Phillips 66 Big

Eight Tournament title and the Husker men's gymnastics team claimed the NCAA title.

✓ Finished in the upper division of the conference standings in 17 of 21 sports, and was 18th overall in the National

Sears Director's Cup all-sports race.

✓ Produced its nation-leading 10th NCAA Today's Top Six Award winner in Trev Alberts, who also claimed the school's first Butkus Award.

Byrne has successfully reorganized the department for the 21st century. Stressing a more efficient use of resources, Byrne is in the process of creating a one-stop shopping type of organization so that the needs of student-athletes, fans and contributors can be met as promptly as possible.

Byrne is recognized as a national leader in intercollegiate athletics and was recently appointed to the NCAA's special events committee. He is continuing to make an aggressive effort, along with other Big Eight Conference athletic directors, to place Nebraska and other conference officials on NCAA committees in an effort to better represent the views of Big Eight member institutions.

His plans for the future could lead to even more success for the Huskers. Memorial Stadium unveiled a new-look in 1994, as a state-of-the-art sound system and two big screen video replay boards were installed. In addition, section 14, which collapsed in the spring of 1993, was rebuilt to offer increased seating for disabled fans.

In addition, working with Chancellor Spanier, women's soccer was added as a varsity sport at Nebraska for the fall of 1994, giving the Huskers a Big Eight-leading 22-sport offering.

Future plans include the possibility of renovating Memorial Stadium with a new press box, sky boxes and more concession stands. Byrne enlisted the Kansas City, Mo., firm of HOK Sport to develop a master facilities plan for the Huskers' athletic program.

In conjunction with the rest of the UNL administration, Byrne has arranged to use the Husker football and basketball radio networks to promote causes and concerns which are important to the entire University community.

The continued success of the overall NU program should come as no surprise considering Byrne's previous accomplishments. He went to Oregon in 1982 as associate athletic director and the top administrator for the Duck Athletic Fund. He immediately established fund-raising offices in Portland and Southern Oregon and established a full-time marketing and promotions operation, which blossomed to encompass the Oregon Sports Network for

in-house radio and television production of the Ducks' athletic contests on a state-wide basis.

He assumed the duties of director of athletics in May of 1984 as one of the youngest directors in Division I athletics. During his eight-year tenure as athletic director, Oregon won three NCAA titles and qualified for postseason competition in football, men's and women's basketball, volleyball, wrestling, softball, men's and women's cross country, men's and women's track and field, and men's golf. Meanwhile, the Ducks' overall budget soared to \$12.5 million in 1992 from \$5 million in 1984.

One of Byrne's most noted accomplishments at Oregon was the three-year construction project to build the \$11 million Casanova Athletic Center, the home of the Ducks' football team and athletic department offices. The project, \$19 million in all, also included a new press box, sky suites, and a complete renovation of Autzen Stadium. It was completed in 1991 and two years later, the facility's Hall of Champions was dedicated in Byrne's honor.

Respected by his peers, Byrne served as president of the National Association of Athletic Directors (NACDA) in the 1991-92 academic year and is in his fifth year on that organization's executive committee. He also was named national fund-raiser of the year by the National Athletic Fund-Raisers Association.

Born in Boston, Byrne grew up in Idaho and attended Idaho State University, where he served as student body president. He received his bachelor's and master's degrees in business at the Pocatello school in 1967 and 1971, respectively. Before going to Oregon, he was assistant athletic director at San Diego State (1980-82), executive director for the University of New Mexico Lobo Club (1976-79) and director of alumni relations at Idaho State (1971-76).

A professional educator, Byrne's wife Marilyn served as a middle school principal in Oregon. She is completing coursework for a Ph.D. and is teaching at NU. The Byrnes have two sons, Bill, who is employed by Visa in San Francisco, and Greg, a recent Arizona State graduate.



Athletic Director Bill Byrne and his wife Marilyn.

BOB DEVANEY

Athletic Director Emeritus

When one talks about the success the University of Nebraska has enjoyed in intercollegiate athletics over the years, one name tops the list of persons responsible—Bob Devaney. On Jan. 4, 1993, Devaney stepped down as athletic director and turned the reins over to Bill Byrne. Now in his 33rd year with the athletic department, Devaney serves in the role of Athletic Director Emeritus and fund-raiser.

He arrived in 1962, charged with the mission of building a successful football program, and he succeeded far beyond anyone's expectations. During an 11-year stint as Husker football coach, Devaney's teams won 101, lost only 20 and tied two for a winning percentage of .829. His career mark of 136-30-7 for .806 ranked him as the nation's winningest coach at the time of his retirement in 1973. Devaney's teams won eight Big Eight titles and two national championships during the 1962-72 span, with his teams going to nine bowl games. He twice won four consecutive Big Eight titles.

Devaney's 1971 team, which posted a 13-0 record and twice played for the national championship (beating Oklahoma, 35-31, in the "Game of Century," and Alabama, 38-6, in the Orange Bowl), has been hailed as the best college team of all time. Bob was inducted into the National Football Foundation's Hall of Fame in 1981.

Inducted into the Orange Bowl Hall of Honor in 1976, Devaney led Nebraska to four wins in five Miami appearances. In

1992, he was named an honorary member of the Orange Bowl Committee.

In 1994, the American Football Coaches Association presented Devaney with the Amos Alonzo Stagg Award for contributions to college football. He also received the 1994 Duffy Daugherty Memorial Award.

He took over as the Huskers' athletic director in 1967, and brought the same success he enjoyed as football coach to the overall Cornhusker athletic program. Under his leadership, Nebraska annually set the pace in the Big Eight all-sports race with solid entries in all men's and women's sports.

Under Devaney's guidance, Memorial Stadium was enlarged, artificial turf has been installed and replaced four times, a stadium office building was constructed and sports facilities such as the Cook Pavilion indoor workout facility, Otto and Gladys Baumann Baseball Complex, Buck Beltzer Stadium, Ed Weir Track and the women's softball stadium have come into being.

It was Devaney's leadership, working in conjunction with the Nebraska Legislature, that resulted in the passage of a special cigarette tax to provide funds for a new athletic complex, the beautiful basketball arena, indoor track, swimming and sports building which opened on the State Fair Grounds in 1976. University of Nebraska Regents recognized Devaney's contributions to that four-and-a-half acre structure


by naming it the Bob Devaney Sports Center in 1978.

Devaney received

many other honors during his coaching career. He was named coach-of-the-year by the Walter Camp Foundation, the Football Writers of America, Football News and the Washington Touchdown Club in 1971, and he was tabbed to coach in numerous all-star games such as the Hula Bowl, Coaches All-America, Blue-Gray and Shrine Bowl East-West games. He also coached the College All-Stars against the Dallas Cowboys in the 1972 Chicago game.

A 1939 graduate of Alma (Mich.) College, Devaney served as a high school coach at Big Beaver, Keego Harbor, Saginaw and Alpena in Michigan before joining Biggie Munn and Duffy Daugherty at Michigan State. In 1957, he became head coach at Wyoming where his teams posted a 35-10-5 five-year record.

Devaney is married to the former Phyllis Wiley. They have a son, Mike, and a daughter, Pat, both graduates of the University of Michigan. Bob and Phyllis also have two grandchildren.



Devaney with the 1991 Ameritas Classic All-Tournament Team.

THE UNIVERSITY OF NEBRASKA ATHLETIC STAFF



Bill Byrne
Athletic Director



Glen Abbott
Equipment Manager



Dr. Lonnie Albers
*Director of
Athletic Medicine*



Mike Arthur
*Assistant Director of
Athletic Performance*



Bryan Bailey
*Coordinator of
Reconditioning*



Cindy Barker
*Assistant
Athletic Trainer*



Cindy Bell
Ticket Manager



Orval Borgialli
*Devaney Center
Coordinator*



Jon Bostick
*Development
Officer*



Don Bryant
*Associate A.D.,
Public Relations*



Craig Busboom
Accounting Manager



Bryan Carpenter
*Computer
Video Technician*



Dr. Pat Clare
*Chief of Staff,
Orthopedic Surgeon*



Kevin Coleman
*West Stadium
Strength Coach*



Dave Crum
*Assistant
Ticket Manager*



Heidi Cuca
Marketing Director



Bob Devaney
*Athletic Director
Emeritus*



Dr. Robert Dugas
Team Orthopedist



Dave Ellis
*Director of
Performance Nutrition*



Boyd Epley
*Assistant A.D., Director of
Athletic Performance*



Dave Finn
*Director of
Video Operations*



Gary Fouraker
*Assistant A.D.,
Business & Finance*



Dr. Samuel Fuenning
*Director Emeritus,
Athletic Medicine*



Sam Gdowski
Marketing Assistant



Randy Gobel
*Coordinator of
Strength & Conditioning*



Dr. Tom Heiser
*Team Physician,
Orthopedist*



Dr. Barbara Hibner
*Associate A.D., Senior
Women's Administrator*



Butch Hug
Events Manager



John Ingram
*Facilities Operations
Manager*



Monica Kelly
*Assistant to the Director
of Athletic Development*



Norma Knobel
Administrative
Services Manager



Trina Kudlacek
Academic Counselor



Roland "Duke" LaRue
Assistant Athletic Trainer



Doug Lillie
Devaney Center
Superintendent



Mike Mason
Assistant
Equipment Manager



Paul Meyers
Development
Officer



Brian Mohnsen
Computer
Video Technician



Marc Munford
Development
Officer



Dr. James O'Hanlon
Institutional
Representative



Doak Ostergard
Associate Head
Athletic Trainer



Tom Osborne
Assistant A.D.,
Head Football Coach



Al Papik
Senior Associate A.D.,
Compliance Coordinator



Steve Pederson
Associate A.D.,
Football Operations



Chris Peterson
Associate A.D.,
External Operations



Jack Pierce
Director of
Athletic Development



Dr. Matt Reckmeyer
Team Physician,
Orthopedist



Jeff Schmahl
Video Production
Specialist



Joe Selig
Assistant A.D.,
Facilities & Events



Bill Shepard
Grounds Manager



Dr. Jack Stark
Performance Psychologist



George Sullivan
Asst. Chief of Staff,
Head Football Trainer



Curt Thompson
Coordinator of
Performance Ed. Services



Vince Ullman
Video Electronic
Technician



Sonya Varnell
Head Athletic Trainer



Jerry Weber
Head Athletic Trainer



Sara Weinberg
Assistant Athletic Trainer



Mel Worster
Asst. Equipment Manager,
Devaney Sports Center



Keith Zimmer
Interim Asst. Dir. of
Academic & Student Services



BIG EIGHT BASKETBALL: THE NATION'S BEST

Every player wants the chance to play the best and when it comes to college basketball, the Big Eight Conference is the Big Time. From the lights of ESPN's Big Monday through March Madness otherwise known as the NCAA Tournament, the Big Eight commands the nation's respect.

Long recognized as one of the nation's top all-around intercollegiate athletic conferences, the last decade has seen the Big Eight grow into one of the nation's most powerful and respected basketball leagues. Consider that:

✓ In 1993-94, four Big Eight teams were ranked in the final Associated Press Top 25--Missouri was No. 5, Kansas was No. 13 Oklahoma State No. 19 and Nebraska No. 22.

✓ Last year, the Big Eight landed four teams (Nebraska, Missouri, Kansas and Oklahoma State) in the NCAA Tournament and two more (Oklahoma and Kansas State) earned NIT bids. Two years ago, a record six Big Eight teams earned NCAA invites. The 1993-94 campaign marked the 10th-straight season that the Big Eight sent at least five teams into postseason play. The Big Eight ranks fourth among all Division I conferences in both NCAA Tournament victories and Final Four appearances.

✓ Seven of the eight Big Eight teams had .500 or better records and five reached the 20-win mark a year ago.

✓ The Big Eight has produced 24 first-round NBA draft picks since 1980, 17 of which have come in the last six seasons. The Huskers' Eric Piatkowski was a first-round pick of the Indianapolis Pacers, then had his rights traded to the Los Angeles Clippers. Nebraska's Rich King was one of five 1991 Big Eight first-rounders, as the Seattle SuperSonics took him with the 14th pick of the draft.

✓ Some 13 million fans flocked through Big Eight arena turnstiles since 1980. In 1993-94, the Big Eight drew 1,305,546 fans, an average of 10,280 per game. It was the sixth-consecutive year that the Big Eight drew at least 1.3 million. The Big Eight ranked sixth nationally in per-game average and three schools, including Nebraska, ranked in the top 25 in per-game attendance average. Kansas was No. 10, Missouri No. 19 and NU was 23rd with its average of 13,287.

✓ The Big Eight is one of three conferences to have had two of its teams meet in the NCAA championship game. In 1988, Kansas and Oklahoma played for the national title at Kansas City, Mo., the home of the conference office, and the Jayhawks scored an 83-



Carl James



Prentice Gautt



John Erickson



Tim Allen



Jeff Bollig

79 victory.

But, success in hoops is nothing new to the Big Eight, as its list of basketball alumni reads like a who's who of the sport. Dr. James Naismith, the game's inventor, once coached at Kansas, and players like Wilt Chamberlain, Jo Jo White, Scott Wedman, Alvan Adams, Steve Stipanovich, Jeff Hornacek, Danny Manning, Wayman Tisdale, Harvey Grant, Jeff Grayer, Mitch Richmond and the Huskers' Dave Hoppen and Rich King, all called the Big Eight home.

On Feb. 25, 1994, the Big Eight Conference solidified its national reputation as Baylor, Texas A&M, Texas Tech and Texas accepted invitations from Conference CEOs to join the league, thus forming the Big 12.


The expansion increased the conference membership to 12 as the four universities joined with the original Big Eight institutions. The conference will retain the Big Eight name until athletic competition begins in the fall of 1996. The first Big 12 basketball schedule will be set for the 1996-97 season.

"We're going to have one of the premier conferences in the country," NU Athletic Director Bill Byrne said. "We'll have outstanding opportunities for our youngsters to compete at the very highest levels."


The Big Eight Conference, America's oldest such organization composed solely of state institutions, is headed by 14-year Commissioner Carl James. Dr. Prentice Gautt is in his 16th year with the conference and was elevated to senior associate commissioner in 1984.

Tim Allen, service bureau director from 1983-89, was promoted to assistant commissioner in 1990. Former Wisconsin basketball coach John Erickson, in his seventh year with the league, is assistant commissioner in charge of basketball operations. The newest member of the conference staff is Dru Hancock, assistant commissioner/senior women's administrator.

Jeff Bollig serves as the league's service bureau director and he is assisted by Chris Thiesen and Michelle Strang Moore.



Kemper Arena is the annual site of the Phillips 66 Big Eight Conference Tournament.



Inside:

- ❑ *NE Louisiana 68*
- ❑ *San Juan Shootout 69*
- ❑ *Morehead State 70*
- ❑ *Idaho State 71*
- ❑ *So. Mississippi 72*
- ❑ *Creighton 73*
- ❑ *Michigan State 74*
- ❑ *Western Illinois 75*
- ❑ *Northeastern Illinois 76*
- ❑ *Northern Iowa 77*
- ❑ *Delaware State 78*
- ❑ *Appalachian State 79*
- ❑ *Texas 80*
- ❑ *Long Beach State 81*
- ❑ *Mo.-Kansas City 82*
- ❑ *NI vs. Opponents 83*
- ❑ *Ameritas Classic
Records 84*

Non-League Opponents

GAME #1 □ NORTHEAST LOUISIANA INDIANS

5:00 P.M. □ FRIDAY, NOVEMBER 25, 1994 □ SAN JUAN SHOOTOUT, BAYAMON, P.R.

GENERAL INFORMATION

Location: Monroe, La.
Enrollment: 11,571
Founded: 1931
Nickname: Indians
Colors: Maroon and Gold
Conference: Southland
Home Arena: Ewing Coliseum (8,000)
President: Lawson L. Swearingen, Jr.
Athletic Director: Richard Giannini



COACHING STAFF

Head Coach: Mike Vining (Northeast Louisiana, 1967)
Career Record: 249-130, 13 seasons
Record at NLU: 249-130, 13 seasons
Vining vs. NU: 0-0
Basketball Office Phone: 318-342-5400
Best time to reach Vining: 10 a.m.-2 p.m.
Assistant Coaches: John Gullatt (Louisiana State, 1988), Carlos Funchless (Northeast Louisiana, 1994); John Merritt (Northeast Louisiana, 1991)
Basketball Trainer: Robert Williamson

INDIAN OUTLOOK

1993-94 Record: 19-9, 15-3 in Southland, first
Final 1994 National Ranking: None
1994 Postseason Play: None
Lettermen Returning/Lost: 9/6
Starters Returning: 3, F Larry Carr, G Paul Marshall, F Terrance Braggs

<u>Top Returnees</u>	<u>Pos.</u>	<u>Ht.</u>	<u>Wt.</u>	<u>Yr.</u>	<u>Pts.</u>	<u>Reb.</u>
Larry Carr	F	6-4	185	Sr.	18.6	5.6
Paul Marshall	G	6-2	180	Jr.	13.0	2.4
Terrance Braggs	F	6-5	220	Sr.	8.0	3.9
Horace Lee	F	6-5	210	Sr.	7.5	4.4

<u>Top Newcomers</u>	<u>Pos.</u>	<u>Ht.</u>	<u>Wt.</u>	<u>Yr.</u>	<u>Pts.</u>	<u>Reb.</u>
Alvin Edwards	C/F	6-7	235	Jr.	21.8	9.8
Dennis Newton	C	6-9	230	Fr.	13.8	9.8

<u>Key Losses</u>	<u>Pos.</u>	<u>Ht.</u>	<u>Wt.</u>	<u>Pts.</u>	<u>Reb.</u>
Howard Nathan	G	5-11	180	14.0	2.5
Maurice Stephens	C	6-6	205	12.6	8.4

SCHEDULE

November: 10-Vasda (exh.); 17-Jamtlund (exh.); 25-27-San Juan Shootout, at Bayamon, P.R. (Nebraska, Illinois, Montana State, Virginia Tech, American-Puerto Rico, Alabama-Birmingham, College of Charleston).

December: 3-at Oklahoma; 10-at Mississippi State; 17-at Brigham Young; 20-Southern Mississippi; 23-at Memphis; 29-Jackson State.

January: 2-at Northwestern State; 5-at North Texas; 7-at Texas-Arlington; 12-Nicholls State; 14-McNeese State; 19-at Sam Houston State; 21-at Stephen F. Austin; 23-at Southern Mississippi; 26-Southwest Texas State; 28-Texas-San Antonio; 30-at Jackson State.

February: 2-Texas-Arlington; 4-North Texas; 9-at McNeese State; 11-at Nicholls State; 18-Sam Houston State; 20-Stephen F. Austin; 23-at Texas-San Antonio; 25-at Southwest Texas State.

March: 2-Northwestern State; 6-11-Southland Conference Tournament, site TBA.



Mike Vining
Head Coach



Larry Carr
Forward

SPORTS INFORMATION

SID Contact: Robby Edwards
Office Phone: 318-342-5460
Home Phone: 318-345-1240
SID FAX Number: 318-342-5464
Press Row Phone: 318-342-5480
SID Mailing Address: Malone Stadium, Northeast Louisiana, Monroe, LA 71209

KEY MEDIA CONTACTS

LOCAL BEAT WRITER

Scott Beder, Monroe News-Star,
P.O. Box 1502, Monroe, LA 71210

RADIO NETWORK

Play-by-Play Announcer: Frank Hoffman
Color: Dave Farrell
Flagship Station/Address: KJLO-FM, 305 Tupawek, West Monroe, LA 71291
Phone: 318-388-2711

HUSKER-INDIAN NOTES

✓ This is the first meeting between the Huskers and Indians.

✓ Nebraska is 8-0 vs. current members of the Southland Conference, most-recently handing Texas-San Antonio a 96-85 setback in last year's season-opener.

✓ NLU captured its fourth Southland Conference title in five years last year, but lost to North Texas in semifinals of league tournament. The Indians have won eight of the last 10 Southland Conference regular-season and tournament titles.

✓ Indians have averaged 22 wins over the last five seasons, and have suffered only one losing season in last 33 seasons.

SERIES HISTORY

First meeting

1994 SAN JUAN SHOOTOUT

FRIDAY-SUNDAY □ NOV. 25-27, 1994, BAYAMON, P.R., EUGENIO GUERRA SPORTS COMPLEX

TOURNAMENT PAIRINGS

Friday, Nov. 25:

1. No. 3 Virginia Tech vs. No. 6 Montana State, 2 p.m.
2. No. 4 Ala.-Birmingham vs. No. 5 College of Charleston, 4 p.m.
3. No. 2 Nebraska vs. No. 7 Northeast Louisiana, 7 p.m.
4. No. 1 Illinois vs. No. 8 American-P.R., 9 p.m.

Saturday, Nov. 26:

5. Loser of Game 1 vs. Loser of Game 3, 2 p.m.
6. Loser of Game 2 vs. Loser of Game 4, 4 p.m.
7. Winner of Game 1 vs. Winner of Game 3, 7 p.m.
8. Winner of Game 2 vs. Winner of Game 4, 9 p.m.

Sunday, Nov. 27:

9. Loser of Game 5 vs. Loser of Game 6, 7 p.m. (Seventh place)
10. Winner of Game 5 vs. Winner of Game 6, 2 p.m. (Fifth place)
11. Loser of Game 7 vs. Loser of Game 8, 4 p.m. (Third place)
12. Winner of Game 7 vs. Winner of Game 8, 9 p.m. (First place)

Note: All times are Atlantic Standard.

PAST TOURNAMENT CHAMPIONS

1987-Virginia-Commonwealth; 1988-South Carolina State; 1989-Alabama; 1990-Murray State; 1991-Texas Christian; 1992-Iowa; 1993-Washington State.

ILLINOIS

Location: Champaign, Ill. **Enrollment:** 36,000
Founded: 1867 **Nickname:** Fighting Illini
Colors: Orange and Navy Blue **Conference:** Big Ten
President: Stanley O. Ikenberry
Athletic Director: Ron Guenther
SID Contact: Dick Barnes (o-217-333-1391; h-217-384-8113)
Head Coach: Lou Henson (New Mexico State, 1968)
Career Record: 626-306 in 32 years
Record at Illinois: 386-199 in 19 years
Henson vs. Nebraska: 2-1
Assistant Coaches: Dick Nagy (Hardin-Simmons, 1967), Jimmy Collins (New Mexico State, 1970), Mark Bial (Illinois, 1976)
1993-94 Record: 17-11, 10-8 in Big Ten, tie fourth, NCAA Tournament
Lettermen Returning/Lost: 7/4
Starters Returning: 3, G Kiwane Garris, C Shelly Clark, G Richard Keene
Series vs. NU: Illinois leads, 7-3

VIRGINIA TECH

Location: Blacksburg, Va. **Enrollment:** 22,236
Founded: 1872 **Nickname:** Hokies
Colors: Maroon, Burnt Orange **Conference:** Metro
President: Dr. Paul Torgersen
Athletic Director: Dave Braine
SID Contact: Jack Williams (o-703-231-6726, h-703-951-0963)
Head Coach: Bill Foster (Carson-Newman, 1958)
Career Record: 469-293 in 27 years
Record at Virginia Tech: 38-46 in three years
Foster vs. Nebraska: 0-0
Assistant Coaches: Bobby Hussey (Appalachian State, 1962), Chris Ferguson (Cumberland, 1981), Dean Kenner (Davidson, 1988)
1993-94 Record: 18-10, 6-6 in Metro, fourth
Lettermen Returning/Lost: 7/4
Starters Returning: 3, F Ace Custis, G Shawn Good, F Jim Jackson
Series vs. NU: first meeting

ALABAMA-BIRMINGHAM

Location: Birmingham, Ala. **Enrollment:** 16,788
Founded: 1969 **Nickname:** Blazers
Colors: Green, Gold & White **Conference:** Great Midwest
President: Dr. J. Claude Bennett
Athletic Director: Gene Bartow
SID Contact: Grant Singleton (o-205-934-0722; h-205-933-1031)
Head Coach: Gene Bartow (Northeast Missouri State, 1953)
Career Record: 617-323 in 32 years
Record at UAB: 335-174 in 16 years
Bartow vs. Nebraska: 0-2
Assistant Coaches: Murry Bartow (UAB, 1985), Joe Evans (Bishop, 1971)
1993-94 Record: 22-8, 8-4 in Great Midwest, second, NCAA Tournament
Lettermen Returning/Lost: 3/8
Starters Returning: None
Series vs. NU: Nebraska leads, 2-0

COLLEGE OF CHARLESTON

Location: Charleston, S.C. **Enrollment:** 10,200
Founded: 1770 **Nickname:** Cougars
Colors: Maroon and White **Conference:** Trans America
President: Judge Alex Sanders
Athletic Director: Jerry Baker
SID Contact: Tony Ciuffo (o-803-953-5465; h-803-577-5425)
Head Coach: John Kresse (St. John's, 1964)
Career Record: 364-99 in 15 years
Record at Charleston: 364-99 in 15 years
Kresse vs. Nebraska: 0-0
Assistant Coaches: Gregg Marshall (Randolph-Macon, 1987), Dwayne Grace (College of Charleston, 1986)
1993-94 Record: 24-4, 14-2 in TAC, first, NCAA Tournament
Lettermen Returning/Lost: 9/4
Starters Returning: 4, G Marion Busby, C Thaddeous Delaney, F Ken Ward, F Rodney Conner
Series vs. NU: first meeting

MONTANA STATE

Location: Bozeman, Mont. **Enrollment:** 11,000
Founded: 1893 **Nickname:** Bobcats
Colors: Blue and Gold **Conference:** Big Sky
President: Dr. Michael Malone
Athletic Director: Doug Fullerton
SID Contact: Bill Lamberty (o-406-994-5133, h-406-587-5459)
Head Coach: Mick Durham (Montana State, 1979)
Career Record: 51-59 in four years
Record at Montana State: 51-59 in four years
Durham vs. Nebraska: 0-0
Assistant Coaches: Jerry Olson (Minnesota-Morris, 1981), Scott Carson (Mesa State, 1979), Brad Huse (Montana Tech, 1979)
1993-94 Record: 16-11, 8-6 in Big Sky, fourth
Lettermen Returning/Lost: 9/2
Starters Returning: 4, G Eric Talley, F Nico Harrison, F Greg Taylor, C Dwayne Michaels
Series vs. Nebraska: Nebraska leads, 4-2

GAME #4 □ MOREHEAD STATE EAGLES

6:30 P.M. □ FRIDAY, DECEMBER 2, 1994 □ DEVANEY SPORTS CENTER (14,302) □ AMERITAS CLASSIC □ LINCOLN, NEB.

GENERAL INFORMATION

Location: Morehead, Ky.
Enrollment: 8,899
Founded: 1922
Nickname: Eagles
Colors: Blue and Gold
Conference: Ohio Valley
Home Arena: Johnson Arena (6,500)
President: Dr. Ronald G. Eaglin
Athletic Director: Steve Hamilton



COACHING STAFF

Head Coach: Dick Fick (Lewis, 1975)
Career Record: 34-50 in three years
Record at NU: 34-50 in three years
Fick vs. NU: 0-0
Basketball Office Phone: 606-783-2087
Best time to reach Fick: weekday mornings
Assistant Coaches: James Farr (Creighton, 1989), Bob Donewald (Western Michigan, 1993)
Basketball Trainer: Ryan Kling

EAGLE OUTLOOK

1993-94 Record: 14-14, 8-8 in Ohio Valley, fifth
Final 1994 National Ranking: None
1994 Postseason Play: None
Lettermen Returning/Lost: 9/1
Starters Returning: 5, C/F Tyrone Boardley, F/G Johnnie Williams, G Mark Majick, G Marty Cline, F/G Kelly Wells

Top Returnees	Pos.	Ht.	Wt.	Yr.	Pts.	Reb.
Johnnie Williams	F/G	6-5	195	Sr.	14.0	4.4
Tyrone Boardley	C/F	6-7	195	Sr.	13.6	9.5
Mark Majick	G	6-4	190	Jr.	12.9	3.3
Marty Cline	G	6-2	175	Jr.	12.3	3.7
Kelly Wells	F/G	6-7	210	Sr.	11.8	4.2

Top Newcomers	Pos.	Ht.	Wt.	Yr.	Pts.	Reb.
Marlon Witherspoon	C/F	6-8	205	Jr.	13.2	9.6
Ivan Colbert	G	5-11	180	Jr.	12.5	NA
Mark Kinnaird	G	5-11	170	Jr.	7.7	NA

Key Losses	Pos.	Ht.	Wt.	Pts.	Reb.
None					

SCHEDULE

November: 18-Kentucky Crusaders (exh.); 25-Montreat Anderson; 29-Centre.

December: 2-3-Ameritas Classic, at Lincoln, Neb. (Nebraska, Idaho State, Southern Mississippi); 7-at Tennessee; 9-Indiana Classic, at Bloomington, Ind. (Indiana, Coastal Carolina, Miami-Ohio); 19-Kent State; 23-at Northern Illinois.

January: 4-at Eastern Kentucky; 7-at Murray State; 9-at Southeast Missouri State; 14-Austin Peay; 16-Tennessee State; 21-at Tennessee Tech; 23-at Middle Tennessee State; 26-Tennessee-Martin; 30-Eastern Kentucky.

February: 4-Southeast Missouri State; 6-Murray State; 11-at Tennessee State; 13-at Austin Peay; 16-at Cincinnati; 20-at Tennessee-Martin; 25-Middle Tennessee State; 27-Tennessee Tech.

March: TBA-Ohio Valley Conference Tournament, site TBA.



Dick Fick
Head Coach



Johnnie Williams
Guard/Forward

SPORTS INFORMATION

SID Contact: Randy Stacy
Office Phone: 606-783-2500
Home Phone: 606-784-2922
SID FAX Phone: 606-783-2550
Press Row Phone: 606-783-2500
Mailing Address: UPO 1023, Morehead, KY 40351

KEY MEDIA CONTACTS

LOCAL BEAT WRITER

Rick Bailey, Lexington Herald-Leader,
Main and Midland, Lexington, KY 40507

RADIO NETWORK

Play-by-Play Announcer: Jim Forrest
Color: TBA
Flagship Station/Address: WMOR, SportsNet, Inc., P.O. Box 904, Morehead, KY 40351
Phone: 606-784-4141

HUSKER-EAGLE NOTES

✓ This is second meeting between the schools, as Nebraska scored an 81-77 victory over the Eagles in the second round of the 1988 Chaminade New Year's Classic at Honolulu, Hawaii.

✓ Morehead State Head Coach Dick Fick spent six seasons as an assistant to Tony Barone at Creighton (1986-91), and during that time the Bluejays were 3-4 vs. the Huskers.

✓ Nebraska is 7-0 in the first round of the Ameritas Classic, 6-1 in the title game. The Huskers have won six straight Classic crowns since a 72-63 loss to Ohio State in 1987.

SERIES HISTORY

Nebraska leads, 1-0

Season	Site	W/L	NU	MSU
1988-89	N*	W	81	77

In Lincoln: First meeting

In BDSC: First meeting

In Honolulu: Nebraska leads, 1-0

*Chaminade New Year's Classic, Honolulu

GAME #5 □ IDAHO STATE BENGALS

TBA □ SATURDAY, DECEMBER 3, 1993 □ DEVANEY SPORTS CENTER (14,302) □ AMERITAS CLASSIC □ LINCOLN, NEB.

GENERAL INFORMATION

Location: Pocatello, Idaho
Enrollment: 11,877
Founded: 1901
Nickname: Bengals
Colors: Orange and Black
Conference: Big Sky
Home Arena: Holt Arena (8,311)
President: Dr. Richard L. Bowen
Athletic Director: Randy Hoffman



COACHING STAFF

Head Coach: Herb Williams (Evansville, 1968)
Career Record: 48-66 in four years
Record at Idaho State: 48-66 in four years
Williams vs. NU: 0-0
Basketball Office Phone: 208-236-2771
Best time to reach Williams: mornings
Assistant Coaches: Al Grushkin (Oglethorpe, 1975), Mike Graefe (Idaho State, 1987), Steve Sippell (Spring Arbor, 1981)
Basketball Trainer: Phil Luckey

BENGAL OUTLOOK

1993-94 Record: 18-9, 10-4 in Big Sky, first-tie
Final 1994 National Ranking: None
1994 Postseason Play: None
Lettermen Returning/Lost: 9/3
Starters Returning: 4, C Nathan Green, F Donell Morgan, F Jim Potter, G Lorenzo Watkins

<u>Top Returnees</u>	<u>Pos.</u>	<u>Ht.</u>	<u>Wt.</u>	<u>Yr.</u>	<u>Pts.</u>	<u>Reb.</u>
Jim Potter	F	6-9	230	Sr.	18.2	9.1
Lorenzo Watkins	G	6-1	170	Sr.	16.2	3.6
Donell Morgan	F	6-6	215	Sr.	15.7	6.4
Nathan Green	C	6-8	235	So.	5.1	3.4
Brian Joyce	G	6-0	190	Sr.	3.9	1.6

<u>Top Newcomers</u>	<u>Pos.</u>	<u>Ht.</u>	<u>Wt.</u>	<u>Yr.</u>	<u>Pts.</u>	<u>Reb.</u>
Patrick Lee	G/F	6-3	190	Jr.	19.0	6.0
Shabaka Lands	G	5-10	165	Jr.	15.0	NA
Kahn Cotton	G	5-10	150	Fr.	22.0	3.0

<u>Key Loss</u>	<u>Pos.</u>	<u>Ht.</u>	<u>Wt.</u>	<u>Pts.</u>	<u>Reb.</u>
Terrance Fleming	G	6-1	190	15.6	4.2

SCHEDULE

November: 17-Australian Nationals (exh.); 19-Simon Frazer; 22-Team Kansas (exh.); 25-Eastern Oregon; 28-Wisconsin-Green Bay.

December: 2-3-at Ameritas Classic, Lincoln, Neb. (Nebraska, Morehead State, Southern Mississippi); 7-Western Montana; 17-Montana Tech; 23-Sacramento State; 28-29-at Big Blue Classic, Logan Utah (Utah State, Chapman, Lewis Clark State).

January: 4-at Cal Poly-SLO; 7-Southern Utah; 13-at Idaho; 14-at Eastern Washington; 19-Northern Arizona; 21-Weber State; 27-at Montana State; 28-at Montana.

February: 4-Boise State; 10-Eastern Washington; 11-Idaho; 16-at Weber State; 18-at Northern Arizona; 24-Montana State; 25-Montana; 28-Cal Poly-SLO.

March: 3-at Boise State; 9-11-Big Sky Conference Tournament, site TBA.



Herb Williams
Head Coach



Jim Potter
Forward

SPORTS INFORMATION

SID Contact: Glenn Alford
Office Phone: 208-236-3651
Home Phone: 208-233-7294
SID FAX Phone: 208-236-3659
Press Row Phone: 208-236-2952
Mailing Address: Sports Information, P.O. Box 8124, Idaho State University, Pocatello, ID 83209

KEY MEDIA CONTACTS

LOCAL BEAT WRITER

Dustin Long, Idaho State Journal,
P.O. Box 431, Pocatello, ID 83209

RADIO NETWORK

Play-by-Play Announcer: Jim Fox
Color: Brad Bugger
Flagship Station/Address: KWLK Radio, P.O. Box 998, Pocatello, ID 83201
Phone: 208-233-1133

HUSKER-BENGAL NOTES

- ✓ Nebraska and Idaho State have never met on the hardwood.
- ✓ Idaho State is making second Ameritas Classic appearance. Bengals finished fourth in 1992 tourney, losing to Kent and Colgate. Bengals' Jim Potter was named to all-tournament team.
- ✓ Nebraska Athletic Director Bill Byrne received his bachelor's and master's degrees from Idaho State in 1967 and 1969, respectively. While attending Idaho State, one of his classmates was Ron Boone, the father of Husker junior guard Jaron Boone.

SERIES HISTORY

First meeting

GAME #5 □ SOUTHERN MISSISSIPPI GOLDEN EAGLES

TBA □ SATURDAY, DECEMBER 3, 1994 □ DEVANEY SPORTS CENTER (14,302) □ AMERITAS CLASSIC □ LINCOLN, NEB.

GENERAL INFORMATION

Location: Hattiesburg, Miss.
Enrollment: 13,000
Founded: 1910
Nickname: Golden Eagles
Colors: Black and Gold
Conference: Metro
Home Arena: Reed Green Coliseum (8,095)
President: Dr. Aubrey K. Lucas
Athletic Director: H.C. "Bill" McLellan



M.K. Turk
Head Coach



Glen Whisby
Guard

COACHING STAFF

Head Coach: M.K. Turk (Livingston, 1964)
Career Record: 271-239 in 18 years
Record at USM: 271-239 in 18 years
Turk vs. NU: 1-0
Basketball Office Phone: 601-266-5017
Best time to reach Turk: mornings, non-game days
Assistant Coaches: Robert McInnis (Delta State, 1973), Ralph Moore (Delta State, 1977), Greg Elliott (Francis Marion, 1986)
Basketball Trainer: Todd Botto

GOLDEN EAGLE OUTLOOK

1993-94 Record: 15-15, 5-7 in Metro, fifth, NIT
Final 1994 National Ranking: None
1994 Postseason Play: Lost in first round of NIT
Lettermen Returning/Lost: 8/3
Starters Returning: 3, C Glen Whisby, F Maurice Morris, G Avery Thomas

Top Returnees	Pos.	Ht.	Wt.	Yr.	Pts.	Reb.
Glen Whisby	G	6-9	230	Sr.	14.2	8.3
Damien Smith	G	5-10	165	So.	7.4	2.2
Maurice Morris	F	6-4	215	Sr.	8.6	3.8
Avery Thomas	G	6-1	170	Sr.	5.3	2.0

Top Newcomers	Pos.	Ht.	Wt.	Yr.	Pts.	Reb.
Roderick Agee	G/F	6-5	185	Fr.	22.4	9.0
Jimmie Floyd	G	6-5	175	Fr.	21.5	8.0
Damien Roberts	F	6-7	245	Fr.	20.0	13.0

Key Losses	Pos.	Ht.	Wt.	Pts.	Reb.
Bernard Haslett	G	6-3	175	19.8	5.1
Herman Myers	F	6-7	225	10.3	8.0

SCHEDULE

November: 21-Brazilian Nationals (exh.); 29-Tennessee-Chatanooga.

December: 2-3-at Ameritas Classic, Lincoln, Neb. (Nebraska, Morehead State, Idaho State); 10-Florida Tech; 17-Mississippi State; 20-at Northeast Louisiana; 22-Mississippi; 29-Southeastern Louisiana.

January: 7-Virginia Tech; 10-at Southwestern Louisiana; 14-at Louisville; 17-at Memphis; 19-South Alabama; 21-at North Carolina-Charlotte; 23-Northeast Louisiana; 28-Tulane.

February: 2-at Virginia Tech; 4-at Virginia Commonwealth; 7-at Alabama; 9-North Carolina-Charlotte; 11-Virginia Commonwealth; 16-Louisville; 18-South Florida; 22-Auburn.

March: 2-at South Florida; 4-at Tulane; 9-11-Metro Conference Tournament, at Louisville, Ky.

SPORTS INFORMATION

SID Contact: Regiel Napier
Office Phone: 601-266-4503
Home Phone: 601-268-7777
SID FAX Phone: 601-266-4507
Press Row Phone: 601-266-5428
Mailing Address: USM Box 5161, Hattiesburg, MS 39406-5161

KEY MEDIA CONTACTS

LOCAL BEAT WRITER
 Tim Doherty, Hattiesburg American,
 P.O. Box 1111, Hattiesburg, MS 39403

RADIO NETWORK
Play-by-Play Announcer: John Cox
Flagship Station/Address: WHER-FM, 2414 West Seventh Street, Hattiesburg, MS 39401
Phone: 601-544-3232

HUSKER-GOLDEN EAGLE NOTES

✓ In only meeting between the schools, Southern Mississippi downed Huskers, 82-75, in National Invitation Tournament semi-final game at Madison Square Garden. Golden Eagles then downed La Salle, 84-80, to claim title.

✓ Nebraska is 1-4 all time vs. members of the Metro Conference.

SERIES HISTORY

Southern Mississippi leads, 1-0

Season	Site	W/L	NU	USM
1986-87*	N	L	75	82

In Lincoln: First meeting
At BDSC: First meeting
At New York City: Southern Mississippi leads, 1-0
 *National Invitation Tournament, New York

GAME #6 □ CREIGHTON BLUEJAYS

7:05 P.M. □ WEDNESDAY, DECEMBER 7, 1994 □ DEVANEY SPORTS CENTER (14,302) □ LINCOLN, NEB.

GENERAL INFORMATION

Location: Omaha, Neb.
Enrollment: 6,424
Founded: 1878
Nickname: Bluejays
Colors: Blue and White
Conference: Missouri Valley
Home Arena: Omaha Civic Auditorium (9,481)
President: Rev. Michael G. Morrisson, S.J.
Athletic Director: Bruce Rassmussen



Dana Altman
Head Coach



Nate King
Forward

COACHING STAFF

Head Coach: Dana Altman (Eastern New Mexico, 1980)
Career Record: 83-67 in five years
Record at CU: first year
Altman vs. NU: 3-6
Basketball Office Phone: 402-280-1795
Best time to reach Altman: mornings
Assistant Coaches: Greg Gensing (Southwest Texas State, 1979), Len Gordy (Arizona, 1977), Kevin McKenna (Creighton, 1993)
Basketball Trainer: Steve Brace

BLUEJAY OUTLOOK

1993-94 Record: 7-22, 3-15 in Missouri Valley, ninth-tie
Final 1994 National Ranking: None
1994 Postseason Play: None
Lettermen Returning/Lost: 5/6
Starters Returning: 2, F Nate King, G Troy Wharton

<u>Top Returnees</u>	<u>Pos.</u>	<u>Ht.</u>	<u>Wt.</u>	<u>Yr.</u>	<u>Pts.</u>	<u>Reb.</u>
Nate King	F	6-8	260	Sr.	15.7	9.0
Troy Wharton	G	5-11	160	So.	6.8	1.4
Randall Crutcher	F	6-7	205	So.	3.5	2.9

<u>Top Newcomers</u>	<u>Pos.</u>	<u>Ht.</u>	<u>Wt.</u>	<u>Yr.</u>	<u>Pts.</u>	<u>Reb.</u>
Tad Ackerman	G	6-3	195	Jr.	15.7	5.2
Jimmy Sexton	G	6-3	185	Fr.	23.0	9.0
Joel Templeman	F	6-9	200	Fr.	20.0	10.0

<u>Key Losses</u>	<u>Pos.</u>	<u>Ht.</u>	<u>Wt.</u>	<u>Pts.</u>	<u>Reb.</u>
Jerry Vanderheydt	F	6-9	220	13.4	7.4
Denny Halligan	G	6-3	180	6.0	2.0

SCHEDULE

November: 15-Angola Nationals (exh.); 21-Fort Hood (exh.); 26-at Oral Roberts.

December: 3-Southern Methodist; 7-at Nebraska; 10-at St. Louis; 17-Missouri-Kansas City; 19-Bethune-Cookman; 23-at Marquette; 31-at Tulsa.

January: 5-at Indiana State; 7-at Tulsa; 11-Northern Iowa; 14-Illinois State; 18-Iowa State; 21-Southwest Missouri State; 23-at Drake; 28-Tulsa.

February: 2-Drake; 4-at Evansville; 6-Indiana State; 9-at Southern Illinois; 13-at Northern Iowa; 16-Bradley; 18-Evansville; 23-at Wichita State; 25-at Southwest Missouri State; 27-Southern Illinois.

March: 4-6-Diet Pepsi Missouri Valley Conference Tournament, at St. Louis, Mo.

SPORTS INFORMATION

SID Contact: Kevin Sarver
Office Phone: 402-280-2488
Home Phone: 402-895-9496
SID FAX Phone: 402-280-2495
Press Row Phone: 402-444-4705
Mailing Address: 2500 California Plaza, Omaha, NE 68178

KEY MEDIA CONTACTS

LOCAL BEAT WRITER

Seve Pivovar, Omaha World-Herald,
14th & Dodge, Omaha, NE 68102

RADIO NETWORK

Play-by-Play Announcer: Joe Patrick
Color: Randy Eccker
Flagship Station/Address: KKAR, 1001 Farnam St., Omaha, NE 68102
Phone: 402-342-2000

HUSKER-BLUEJAY NOTES

✓ Nebraska has won four straight in this series for the first time since a six-game win string from 1981-82 through 1985-86.

✓ Creighton was 4-3 against Nebraska from 1922-23 through 1931-32, but since the series resumed in 1977-78, the Huskers are 14-5 vs. their in-state rival. Nebraska holds 9-2 series lead in games played in Lincoln, including a 9-0 advantage in the Devaney Center.

SERIES HISTORY

Nebraska leads, 17-9

<u>Year</u>	<u>Site</u>	<u>W/L</u>	<u>NU</u>	<u>CU</u>	<u>Year</u>	<u>Site</u>	<u>W/L</u>	<u>NU</u>	<u>CU</u>
1922-23	A	L	24	46	1985-86	H	W	71	52
1923-24	A	W	25	21	1986-87	A	L	66	78
1924-25	A	W	15	11		H	W	*70	65
1925-26	A	W	20	15	1987-88	A	L	73	88
	H	L	11	15	1988-89	H	W	86	77
1931-32	A	L	18	47	1989-90	A	L	83	86
	H	L	26	28	1990-91	H	W	97	63
1977-78	H	W	65	58	1991-92	A	W	90	85
1978-79	A	L	61	78	1992-93	H	W	100	88
1979-80	H	W	64	55	1993-94	A	W	67	53
1980-81	A	L	*61	66	In Lincoln: NU leads, 9-2				
1981-82	H	W	86	46	At BDS C: NU leads, 9-0				
1982-83	A	W	65	62	In Omaha: NU leads, 8-7				
1983-84	H	W	65	56	At Civic Aud.: Tied, 5-5				
	A	W	**56	54					
1984-85	A	W	78	73	*Overtime **NIT				

GAME #7 □ MICHIGAN STATE SPARTANS

1:05 P.M. □ ABC-TV □ SATURDAY, DECEMBER 10, 1994 □ DEVANEY SPORTS CENTER (14,302), LINCOLN, NEB.

GENERAL INFORMATION

Location: East Lansing, Mich.
Enrollment: 39,743
Founded: 1855
Nickname: Spartans
Colors: Green and White
Conference: Big Ten
Home Arena: Jack Breslin Center (15,138)
President: Peter McPherson
Athletic Director: Merrily Dean Baker



Jud Heathcote
Head Coach



Shawn Respert
Guard

COACHING STAFF

Head Coach: Jud Heathcote (Washington State, 1950)
Career Record: 398-267 in 23 years
Record at MSU: 318-214 in 18 years
Heathcote vs. NU: 4-2
Basketball Office Phone: 517-355-1643
Best time to reach Heathcote: mornings
Assistant Coaches: Tom Izzo (Northern Michigan, 1977), Stan Joplin (Toledo, 1979), Brian Gregory (Oakland, 1990)
Basketball Trainer: Tom Mackowiak

SPARTAN OUTLOOK

1993-94 Record: 20-12, 10-8 in Big Ten, fourth-tie, NCAA Tournament
Final 1994 National Ranking: None
1994 Postseason Play: Lost in second round of NCAA
Lettermen Returning/Lost: 10/3
Starters Returning: 4, G Shawn Respert, F Quinton Brooks, G Eric Snow, F Daimon Beathea

Top Returnees	Pos.	Ht.	Wt.	Yr.	Pts.	Reb.
Shawn Respert	G	6-3	195	Sr.	24.3	4.0
Quinton Brooks	F	6-7	218	Jr.	11.3	4.4
Eric Snow	G	6-3	190	Sr.	6.8	3.5
Daimon Beathea	F	6-7	210	Jr.	5.0	3.3

Top Newcomers	Pos.	Ht.	Wt.	Yr.	Pts.	Reb.
Thomas Kelley	G	6-2	180	Fr.	24.9	3.5
Ray Weathers	G	6-3	175	So.	19.8	6.6

Key Losses	Pos.	Ht.	Wt.	Pts.	Reb.
Anthony Miller	C	6-9	255	12.6	9.0
Kris Weshinsky	G	6-4	188	8.2	3.1

SCHEDULE

November: 17-Poland Nationals (ex.); 28-Athletes in Action (ex.); 30-at Illinois-Chicago.

December: 3-Louisville; 10-at Nebraska; 12-Cleveland State; 17-at Detroit Mercy; 20-Tennessee; 29-30-Olds Spartan Classic, at East Lansing, Mich. (Long Beach State, Coppin State, Ball State).

January: 4-at Wisconsin; 7-Iowa; 11-at Indiana; 14-Oklahoma State; 18-Northwestern; 22-at Michigan; 25-Minnesota; 28-at Illinois.

February: 2-Penn State; 4-at Ohio State; 7-Purdue; 11-at Penn State; 15-Illinois; 18-at Minnesota; 21-Michigan; 25-at Northwestern.

March: 5-Indiana; 8-at Iowa; 11-Wisconsin.

SPORTS INFORMATION

SID Contact: John Farina
Office Phone: 517-355-2272
Home Phone: 517-355-5914
SID FAX Phone: 517-353-9636
Press Row Phone: 517-353-1626
Mailing Address: 4th Floor Olds Hall, East Lansing, MI 48824

KEY MEDIA CONTACTS

LOCAL BEAT WRITER
 Jack Ebling, State Journal,
 120 East Lenawee Street, Lansing, MI 48919

RADIO NETWORK
Play-by-Play Announcer: Will Tieman
Color: Gus Ganakas
Flagship Station/Address: TBC Sports, 302 East John Street, Suite 1702, Champaign, IL 61820
Phone: 217-328-5783

HUSKER-SPARTAN NOTES

✓ Nebraska's 85-81 at East Lansing last year was its first in five tries there and snapped MSU' 22-game home win streak vs. non-league foes. Huskers have won two of last three meetings.

✓ NU's 71-69 homecourt win over then-fifth-ranked Spartans in 1990-91, started it on school-record tying 14-game win string.

SERIES HISTORY

Michigan State leads, 8-5

Year	Site	W/L	NU	MSU
1919-20	H	W	43	26
	H	W	39	20
1956-57***	N/KC	L	65	79
1958-59	A	L	55	80
1959-60	H	L	*80	82
1967-68	A	L	70	74
1968-69	H	W	73	59
1983-84**	N	L	45	58
1988-89	H	L	75	77
1989-90	A	L	69	80
1990-91	H	W	71	69
1991-92	A	L	78	101
1993-94	A	W	85	81

In Lincoln: Nebraska leads, 4-2

At BDSC: Tied, 1-1

At East Lansing: Michigan State leads, 4-1

At Breslin Center: Michigan State leads, 2-1

Neutral: Michigan State leads, 2-0

*Overtime; **Cotton States Classic, Atlanta; *** Big Eight Tournament

GAME #8 □ WESTERN ILLINOIS LEATHERNECKS

8:05 P.M. □ SATURDAY, DECEMBER 17, 1994 □ DEVANEY SPORTS CENTER (14,302) □ LINCOLN, NEB.

GENERAL INFORMATION

Location: Macomb, Ill.
Enrollment: 12,500
Founded: 1899
Nickname: Leathernecks
Colors: Purple and Old Gold
Conference: Mid-Continent
Home Arena: Western Hall (5,139)
President: Dr. Donald S. Spencer
Athletic Director: Dr. Helen Smiley



COACHING STAFF

Head Coach: Jim Kerwin (Tulane, 1964)
Career Record: 15-39 in two years
Record at WIU: 15-39 in two years
Kerwin vs. NU: 0-0
Basketball Office Phone: 309-298-1224
Best time to reach Kerwin: weekdays after 9 a.m.
Assistant Coaches: Brad Underwood (Kansas State, 1986), Jeffrey Wires (Kansas State, 1992)
Basketball Trainer: Mike Pendergast

LEATHERNECK OUTLOOK

1993-94 Record: 7-20, 5-13 in Mid-Continent, eighth
Final 1994 National Ranking: None
1994 Postseason Play: None
Lettermen Returning/Lost: 7/2
Starters Returning: 4, G Andre Humphrey, G Kevin Rhodes, F Garrick Vicks, F George Milsap

<u>Top Returnees</u>	<u>Pos.</u>	<u>Ht.</u>	<u>Wt.</u>	<u>Yr.</u>	<u>Pts.</u>	<u>Reb.</u>
Garrick Vicks	F	6-4	200	Jr.	15.2	8.0
Orlando Patrick	F	6-7	190	Sr.	11.3	5.4
Kevin Rhodes	G	6-1	170	Sr.	10.6	3.5
George Milsap	F	6-6	225	Jr.	8.9	4.9
Andre Humphrey	G	6-1	165	Sr.	5.7	2.6

<u>Top Newcomers</u>	<u>Pos.</u>	<u>Ht.</u>	<u>Wt.</u>	<u>Yr.</u>	<u>Pts.</u>	<u>Reb.</u>
Kevin McKinney	G	6-4	210	Jr.	14.0	8.0

<u>Key Loss</u>	<u>Pos.</u>	<u>Ht.</u>	<u>Wt.</u>	<u>Pts.</u>	<u>Reb.</u>
Chris Boller	F	6-7	220	6.6	2.9

SCHEDULE

November: 19-AAU (exh.); 22-Bulgaria (exh.); 26-Elmhurst; 30-at Dayton.

December: 3-Bradley; 7-at Wisconsin-Milwaukee; 17-at Nebraska; 21-Northwestern; 31-Wisconsin-Milwaukee.

January: 3-Valparaiso; 5-Eastern Illinois; 7-Missouri-Kansas City; 9-St. Ambrose; 14-at Northeastern Illinois; 16-at Chicago State; 21-at Youngstown State; 23-at SUNY-Buffalo; 28-Troy State; 30-Central Connecticut State.

February: 4-at Eastern Illinois; 6-at Valparaiso; 11-at Missouri-Kansas City; 18-Chicago State; 20-Northeastern Illinois; 23-SUNY-Buffalo; 25-Youngstown State; 27-at Central Connecticut State.

March: 1-at Troy State; 5-7-Mid-Continent Conference Tournament, at Chicago.



Jim Kerwin
Head Coach



Garrick Vicks
Forward

SPORTS INFORMATION

SID Contact: Michael McFarland
Office Phone: 309-298-1133
Home Phone: 309-836-3900
SID FAX Phone: 309-298-3366
Press Row Phone: 309-298-1591
Mailing Address: Sports Information Office, Western Illinois University, Macomb, IL 61455

KEY MEDIA CONTACTS

LOCAL BEAT WRITER

Shelby Burgett, Macomb Daily Journal,
P.O. Box 597, Macomb, IL 61455

RADIO NETWORK

Play-by-Play Announcer: Larry Derry
Color: Brad Bainter
Flagship Station/Address: WKAI-FM, 119 West Carroll, Macomb, IL 61455
Phone: 309-833-5561

HUSKER-LEATHERNECK NOTES

✓ Western Illinois Coach Jim Kerwin served as an assistant at Oklahoma and Kansas State before moving to Macomb as head coach.

✓ Nebraska is 1-0 against Western Illinois, scoring a 73-72 victory in Lincoln during the 1975-76 season.

✓ Nebraska Associate Athletic Director Chris Peterson's father, Gil, served as Western's Athletic Director from 1970-94.

SERIES HISTORY

Nebraska leads, 1-0

<u>Year</u>	<u>Site</u>	<u>W/L</u>	<u>NU</u>	<u>WIU</u>
1975-76	H	W	73	72

In Lincoln: Nebraska leads, 1-0

At BDSC: Nebraska leads, 1-0

In Macomb: 0-0

GAME #9 □ NORTHEASTERN ILLINOIS GOLDEN EAGLES

7:05 P.M. □ WEDNESDAY, DECEMBER 21, 1994 □ DEVANEY SPORTS CENTER (14,302) □ LINCOLN, NEB.

GENERAL INFORMATION

Location: Chicago, Ill.
Enrollment: 10,000
Founded: 1961
Nickname: Golden Eagles
Colors: Royal Blue and Gold
Conference: Mid-Continent
Home Arena: PE Complex (2,000)
President: Dr. Gordon H. Lamb
Athletic Director: Dr. Vivian L. Fuller



COACHING STAFF

Head Coach: Rees Johnson
Career Record: 416-277 in 26 years
Record at NEIU: 56-110 in six years
Johnson vs. NU: 0-0
Basketball Office Phone: 312-794-3049
Best time to reach Johnson: mornings
Assistant Coaches: Richard Knar (Illinois-Chicago, 1985), Thomas Trotter (Wis.-Parkside, 1982), Mark White (Macalaster, 1984)
Basketball Trainer: Katherine McVicar

GOLDEN EAGLE OUTLOOK

1993-94 Record: 17-11, 7-2 in East Coast, second
Final 1994 National Ranking: None
1994 Postseason Play: None
Lettermen Returning/Lost: 8/5
Starters Returning: 2/3

<u>Top Returnees</u>	<u>Pos.</u>	<u>Ht.</u>	<u>Wt.</u>	<u>Yr.</u>	<u>Pts.</u>	<u>Reb.</u>
Marcus West	G	5-10	185	So.	13.9	3.6
Brian Bestor	G	6-0	180	Jr.	6.8	2.4
Monte O'Quinn	F	6-8	210	Jr.	3.9	3.9

<u>Top Newcomers</u>	<u>Pos.</u>	<u>Ht.</u>	<u>Wt.</u>	<u>Yr.</u>	<u>Pts.</u>	<u>Reb.</u>
Jeff Brashaw	C/F	6-8	230	Fr.	24.6	13.3
Matt Wallace	G/F	6-7	195	Fr.	20.7	10.3

<u>Key Loss</u>	<u>Pos.</u>	<u>Ht.</u>	<u>Wt.</u>	<u>Pts.</u>	<u>Reb.</u>
Reggie Smith	G	6-4	190	25.2	6.1

SCHEDULE

November: 25-at Miami, Fla.
December: 3-Lakeland College; 5-Wisconsin-Milwaukee; 9-10-Illini Classic, at Champaign, Ill. (Illinois, Eastern Illinois, Princeton); 13-Illinois-Chicago; 17-at Wisconsin-Milwaukee; 21-at Nebraska.
January: 3-Youngstown State; 5-Buffalo; 7-at Valparaiso; 9-at Eastern Illinois; 14-Western Illinois; 16-Missouri-Kansas City; 21-at Troy State; 23-at Central Connecticut State; 28-at Chicago State.
February: 4-at Buffalo; 6-at Youngstown State; 11-Eastern Illinois; 13-Valparaiso; 18-at Missouri-Kansas City; 20-at Western Illinois; 23-Central Connecticut State; 25-Troy State; 27-Chicago State.
March: 5-7-Mid-Continent Conference Tournament, at Chicago.



Rees Johnson
Head Coach



Marcus West
Guard

SPORTS INFORMATION

SID Contact: Mark Johnson
Office Phone: 312-794-6241
Home Phone: 312-267-9862
SID FAX Phone: 312-794-6244
Press Row Phone: 312-794-6241
Mailing Address: Sports Information Office, Northeastern Illinois, 5500 North St. Louis Ave., Chicago, IL 60625

KEY MEDIA CONTACTS

LOCAL BEAT WRITER
 Dave Surico, Chicago Tribune,
 401 North Wabash, Chicago, IL 60611

RADIO NETWORK
Play-by-Play Announcer: Tom Wuestenfeld
Color: Rex Martin
Flagship Station/Address: WKTA, 4320 Dundee Road, Northbrook, IL 60062
Phone: 312-421-3800

HUSKER-GOLDEN EAGLE NOTES

- ✓ First-ever Husker-Golden Eagles meeting. NU's second-straight game against a Mid-Continent Conference member.
- ✓ Golden Eagles dropped a 104-70 decision at Oklahoma last season.
- ✓ NEIU's 17-11 mark a year ago was its best as a Division I member. Golden Eagles are in first year of play in Mid-Continent Conference after playing in East Coast Conference.

SERIES HISTORY

First meeting

GAME #10 □ NORTHERN IOWA PANTHERS

7:05 P.M. □ THURSDAY, DECEMBER 22, 1994 □ UNI-DOME (10,000) □ CEDAR FALLS, IOWA

GENERAL INFORMATION

Location: Cedar Falls, Iowa
Enrollment: 12,500
Founded: 1876
Nickname: Panthers
Colors: Purple and Old Gold
Conference: Missouri Valley
Home Arena: UNI Dome (10,000)
President: Dr. Constantine Curris
Athletic Director: Christopher Ritrievi



Eldon Miller
Head Coach



Brian Carpenter
Guard

COACHING STAFF

Head Coach: Eldon Miller (Wittenberg, 1961)
Career Record: 520-357 in 32 years
Record at UNI: 116-116 in seven years
Miller vs. NU: 0-2
Basketball Office Phone: 319-277-6175
Best time to reach Miller: mornings
Assistant Coaches: Kevin Boyle (Iowa, 1982), Kevin Lehman (Wartburg, 1977), Sam Skarich (Notre Dame, 1964)
Basketball Trainer: Terry Noonan

PANTHER OUTLOOK

1993-94 Record: 16-13, 10-8 in Missouri Valley, fifth
Final 1994 National Ranking: None
1994 Postseason Play: None
Lettermen Returning/Lost: 5/6
Starters Returning: 2, G Brian Carpenter, F/C Jason Sims

Top Returnees	Pos.	Ht.	Wt.	Yr.	Pts.	Reb.
Brian Carpenter	G	6-1	170	Sr.	7.7	2.8
Jason Daisy	G	6-3	180	So.	5.7	2.8
Jason Sims	F/C	6-8	240	Jr.	5.6	3.8

Top Newcomers	Pos.	Ht.	Wt.	Yr.	Pts.	Reb.
Sredrick Robinson	G	5-9	170	Fr.	26.8	3.0
Darian DeVries	G	6-3	165	Fr.	23.3	3.9
Munib Dzuho	F/C	6-8	230	Jr.	12.7	7.4

Key Losses	Pos.	Ht.	Wt.	Pts.	Reb.
Randy Blocker	G/F	6-6	200	23.0	7.7
Cam Johnson	G	6-2	190	21.1	3.6
Brian Jones	F	6-10	200	6.2	4.9

SCHEDULE

November: 13-Exhibition; 25-27-Hawaii-Hilo Tournament, at Hilo, Hawaii (Purdue, Niagara, New Orleans, Iowa State, Illinois State, Virginia Commonwealth, Hawaii-Hilo); 29-at Southern California.

December: 3-at Loyola (Ill.); 7-at Iowa; 11-Wartburg; 17-Wichita State; 19-Long Island; 22-Nebraska; 31-Bradley.

January: 3-at Tulsa; 8-Drake; 11-at Creighton; 16-Illinois State; 19-at Indiana State; 21-at Evansville; 25-Iowa State; 28-at Southwest Missouri State; 30-at Wichita State.

February: 4-Indiana State; 6-Southern Illinois; 11-Southwest Missouri State; 13-Creighton; 18-at Bradley; 20-at Illinois State; 25-at Drake; 27-Tulsa.

March: 4-6-Diet Pepsi Missouri Valley Conference Tournament, at St. Louis, Mo.

SPORTS INFORMATION

SID Contact: Nancy Justis
Office Phone: 319-273-6354
Home Phone: 319-277-3631
SID FAX Phone: 319-273-3602
Press Row Phone: 319-273-6311
Mailing Address: NW Upper UNI Dome, Cedar Falls, IA 50614

KEY MEDIA CONTACTS

LOCAL BEAT WRITER

Kevin Evans, Waterloo Courier,
P.O. Box 540, Waterloo, IA 50704

RADIO NETWORK

Play-by-Play Announcer: Gary Rima
Color: Virg Erickson
Flagship Station/Address: KOEL, Box 391, Oelwein, IA 50622
Phone: 800-695-5635

HUSKER-PANTHER NOTES

✓ Only second Husker-Panther meeting in Cedar Falls and first since Huskers' 53-42 victory in title game of 1981 UNI Dome Holiday Classic. NU leads the overall series, 11-0, including 1-0 in Cedar Falls.

✓ NU Coach Danny Nee's last game as head coach at Ohio U., was a 65-62 loss at Ohio State in the first round of the 1986 National Invitation Tournament. The Buckeyes' Coach was Eldon Miller and he led OSU to the NIT crown that season.

SERIES HISTORY

Nebraska leads, 11-0

Year	Site	W/L	NU	UNI
1948-49	H	W	63	52
1949-50	H	W	60	54
1950-51	H	W	63	55
1951-52	H	W	60	44
1960-61	H	W	78	68
1962-63	H	W	78	59
1970-71	H	W	95	51
1973-74	H	W	73	55
1981-82	A	W	53	42
1983-84	H	W	90	64
1993-94	H	W	70	63

In Lincoln: Nebraska leads, 10-0

At BDSC: Nebraska leads, 2-0

At Cedar Falls: Nebraska leads, 1-0

At UNI Dome: Nebraska leads, 1-0

GAME #11 □ DELAWARE STATE HORNETS

7:05 P.M. □ THURSDAY, DECEMBER 29, 1994 □ DEVANEY SPORTS CENTER (14,302) □ LINCOLN, NEB.

GENERAL INFORMATION

Location: Dover, Del.
Enrollment: 3,500
Founded: 1891
Nickname: Hornets
Colors: Columbia Blue and Red
Conference: Mid-Eastern Athletic
Home Arena: Memorial Hall (3,000)
President: Dr. William B. DeLauder
Athletic Director: John C. Martin



HORNETS

COACHING STAFF

Head Coach: Fred Goodman (Virginia Union, 1977)
Career Record: 0-0 in first year
Record at SWU: 0-0 in first year
Goodman vs. NU: 0-0
Basketball Office Phone: 302-739-5244
Best time to reach Goodman: weekdays after 9 a.m.
Assistant Coach: James DuBose (New York Institute of Technology, 1982)
Basketball Trainer: TBA

HORNET OUTLOOK

1993-94 Record: 8-19, 5-10 in MEAC, seventh
Final 1994 National Ranking: None
1994 Postseason Play: None
Lettermen Returning/Lost: 4/4
Starters Returning: 1, G Andre Griffin

<u>Top Returnees</u>	<u>Pos.</u>	<u>Ht.</u>	<u>Wt.</u>	<u>Yr.</u>	<u>Pts.</u>	<u>Reb.</u>
Andre Griffin	G	6-3	220	Sr.	14.4	5.2
Jeff Lewis	G	5-11	165	So.	4.9	2.5
Anderson Herbert	G/F	6-8	270	Jr.	4.1	4.5

<u>Top Newcomers</u>	<u>Pos.</u>	<u>Ht.</u>	<u>Wt.</u>	<u>Yr.</u>	<u>Pts.</u>	<u>Reb.</u>
Chris Nurse	C/F	6-8	250	So.		
Antonie Morris	G	5-8	160	Jr.		
Keith Stagg	F	6-8	265	So.		

<u>Key Loss</u>	<u>Pos.</u>	<u>Ht.</u>	<u>Wt.</u>	<u>Pts.</u>	<u>Reb.</u>
Andrew Morris	G	5-10	165	15.5	3.2
Malcolm Musgrove	F	6-6	220	10.5	7.6
Hijr Sabree	F	6-9	210	7.6	4.7
Artis Preston	C	6-7	240	6.5	4.7

SCHEDULE

November: 19-Lavera Lithuania (exh.); 26-Delaware; 28-Wilmington.

December: 3-at St. Francis; 5-Central Connecticut State; 7-at Wagner; 17-at St. Francis; 20-at Mississippi; 29-at Nebraska; 31-at Virginia Tech.

January: 3-Maryland-Eastern Shore; 7-at Bethune Cookman; 9-at Florida A&M; 14-at Coppin State; 16-at Morgan State; 21-North Carolina A&T; 23-South Carolina State; 28-at Dayton.

February: 1-Howard; 4-at North Carolina A&T; 6-at South Carolina State; 8-at Howard; 11-at Maryland-Eastern Shore; 13-Morgan State; 16-Coppin State; 18-Bethune Cookman; 20-Florida A&M; 28-MEAC Tournament, at Baltimore, Md.

March: 1-4-MEAC Tournament, at Baltimore, Md.



Fred Goodman
Head Coach



Andre Griffin
Guard

SPORTS INFORMATION

SID Contact: Craig Cotton
Office Phone: 302-739-4926
Home Phone: 302-677-0218
SID FAX Phone: 302-739-4926
Press Row Phone: 302-739-4926
Mailing Address: Sports Information Office, Delaware State University, Dover, DE 19901-2275

KEY MEDIA CONTACTS

LOCAL BEAT WRITER

Gene Bryson, Wilmington News-Journal,
P.O. Box 15505, Wilmington, DE 19850

RADIO NETWORK

Play-by-Play Announcer: TBA

Color: Craig Cotton

Flagship Station/Address: WKEN/P.O. Box 553, Dover, DE 19902
Phone: 302-674-1234

HUSKER-HORNET NOTES

✓ First meeting between the Huskers and Hornets. Nebraska beat Florida A&M in its first-ever meeting against a Mid-Eastern Athletic Conference member last season.

✓ Delaware State is making its second appearance in Lincoln, as the Hornets finished fourth in the 1991 Ameritas Classic, losing to Eastern Washington and Texas A&M.

SERIES HISTORY

First meeting

GAME #12 □ APPALACHIAN STATE MOUNTAINEERS

1:05 P.M. □ SATURDAY, DECEMBER 31, 1994 □ DEVANEY SPORTS CENTER (14,302) □ LINCOLN, NEB.

GENERAL INFORMATION

Location: Boone, N.C.
Enrollment: 12,000
Founded: 1899
Nickname: Mountaineers
Colors: Black and Gold
Conference: Southern
Home Arena: Varsity Gym (8,000)
Chancellor: Dr. Francis T. Borkowski
Athletic Director: Roachel Laney



COACHING STAFF

Head Coach: Tom Apke (Creighton, 1965)
Career Record: 311-252 in 19 years
Record at ASU: 122-107 in eight years
Apke vs. NU: 6-9
Basketball Office Phone: 704-262-3080
Best time to reach Apke: mornings
Assistant Coaches: George Morrow (Creighton, 1981); Todd Sandstedt (Colorado, 1988); Lavell Hall (Western Carolina, 1979)
Basketball Trainer: Bradley Harrison

MOUNTAINEER OUTLOOK

1993-94 Record: 16-11 overall, 12-6 in Southern, fourth
Final 1994 National Ranking: None
1994 Postseason Play: None
Lettermen Returning/Lost: 4/4
Starters Returning: 2, F Chad McClendon, G William Cook

Top Returnees	Pos.	Ht.	Wt.	Yr.	Pts.	Reb.
Chad McClendon	F	6-7	215	Sr.	17.1	8.9
William Cook	G	6-0	200	Sr.	13.7	2.9
Brian Hege	G	6-3	185	Jr.	4.3	1.6
Junior Braswell	G	6-1	165	Sr.	3.7	1.1

Top Newcomers	Pos.	Ht.	Wt.	Yr.	Pts.	Reb.
Tige Damer	G	6-5	190	Fr.	25.5	5.7
Andy Westmoreland	G/F	6-5	200	Fr.	12.0	

Key Loss	Pos.	Ht.	Wt.	Pts.	Reb.
Nod Carter	F	6-6	180	12.4	4.6
Jeff Williams	G	6-2	175	11.8	3.6
Ricky Nedd	F	6-7	200	6.2	5.4

SCHEDULE

November: 15-Charlotte Royals (exh.); 22-Belorussia (exh.); 25-at South Florida; 28-East Carolina.

December: 2-3-Bank IV Classic, at Tulsa, Okla. (Oklahoma State, Oral Roberts); 5-Elon; 7-North Carolina-Greensboro; 10-Clemson (Greensboro, N.C.); 20-at North Carolina-Charlotte; 31-at Nebraska.

January: 2-at Loyola (Ill.); 7-at St. Bonaventure; 14-at Marshall; 16-East Tennessee State; 21-The Citadel; 23-at Davidson; 28-Virginia Military; 30-at Western Carolina.

February: 4-at Furman; 6-Georgia Southern; 11-Davidson; 13-Marshall; 18-at East Tennessee State; 20-at Tennessee-Chattanooga; 25-at Virginia Military; 27-Western Carolina.

March: 2-4-Southern Conference Tournament, at Asheville, N.C.



Tom Apke
Head Coach



Chad McClendon
Forward

SPORTS INFORMATION

SID Contact: Rick Covington
Office Phone: 704-262-2268
Home Phone: 704-262-5480
SID FAX Phone: 704-262-6106
Press Row Phone: 704-262-3172
Mailing Address: Second Floor, Broome-Kirk Gymnasium, Boone, NC 28608

KEY MEDIA CONTACTS

LOCAL BEAT WRITER
 Tommy Bowman, Winston-Salem Journal,
 416 North Marshall Street, Winston-Salem, NC 27101

RADIO NETWORK

Play-by-Play Announcer: Brian Estridge
Color: David Ozmore
Flagship Station/Address: Appalachian State Sports Network, Broome-Kirk Gymnasium, Boone, NC 28608
Phone: 704-262-2018

HUSKER-MOUNTAINEER NOTES

✓ Nebraska's appearance in Boone last season marked the first time a Big Eight Conference team had played on the Mountaineers' home floor. Appalachian State downed the Huskers, 91-82, the last loss before NU started a run of 11-straight wins.

✓ Nebraska is 6-2 all-time vs. the Southern Conference.

✓ Appalachian State Coach Tom Apke ranks as the winningest coach in Creighton basketball history with a record of 130-64. Apke also coached at Colorado before moving on to Appalachian State.

SERIES HISTORY

Series tied, 1-1

Season	Site	W/L	NU	ASU
1992-93	H	W	93	83
1993-94	A	L	81	92

In Lincoln: Nebraska leads, 1-0

At BDSC: Nebraska leads, 1-0

In Boone: Appalachian State leads, 1-0

At Varsity Gym: Appalachian State leads, 1-0

GAME #13 □ TEXAS LONGHORNS

7:35 P.M. □ WEDNESDAY, JANUARY 4, 1995 □ ERWIN CENTER (16,042) □ AUSTIN, TEXAS

GENERAL INFORMATION

Location: Austin, Texas
Enrollment: 48,555
Founded: 1883
Nickname: Longhorns
Colors: Burnt Orange & White
Conference: Southwest
Home Arena: Frank Erwin Special Events Center (16,042)
President: Dr. Robert Berdahl
Athletic Director: DeLoss Dodds



Tom Penders
Head Coach



Terrence Rencher
Guard

COACHING STAFF

Head Coach: Tom Penders (Connecticut, 1967)
Career Record: 402-273 in 23 years
Record at UT: 132-64 in six years
Penders vs. NU: 1-0
Basketball Office Phone: 512-471-5816
Best time to reach Penders: weekdays, after 10 a.m.
Assistant Coaches: Eddie Oran (Francis Marion, 1973); Vic Trilli (Midwestern State, 1976); Melvin Haralson (Auburn, 1989)
Basketball Trainer: Scott Jones

LONGHORN OUTLOOK

1993-94 Record: 26-8, 12-2 in Southwest, first
Final 1994 National Ranking: No. 20 Associated Press, No. 24 CNN/USA Today
1994 Postseason Play: Lost in second round of NCAA Tournament
Lettermen Returning/Lost: 8/6
Starters Returning: 3, G Terrence Rencher, G Reggie Freeman, C Rich McIver

Top Returnees	Pos.	Ht.	Wt.	Yr.	Pts.	Reb.
Terrence Rencher	G	6-3	180	Sr.	15.9	5.4
Roderick Anderson	G	5-10	165	Sr.	12.3	3.2
Reggie Freeman	G	6-5	185	So.	5.3	2.6
Rich McIver	C	6-9	245	Sr.	4.6	3.1

Top Newcomers	Pos.	Ht.	Wt.	Yr.	Pts.	Reb.
Sonny Alvarado	F/C	6-7	240	Jr.	30.0	11.0
Carlton Dixon	G	6-5	200	Fr.	20.5	11.0
Brandy Perryman	G	6-2	185	Fr.	20.1	6.2

Key Losses	Pos.	Ht.	Wt.	Pts.	Reb.
B.J. Tyler	G	6-1	185	22.8	3.4
Albert Burditt	F	6-8	230	15.7	8.6

SCHEDULE

November: 14--Fort Hood (exh.); 19--Brazil-Minas Tennis; 26--at North Carolina; 29--Lamar.

December: 7--Lamar; 7--Southwest Texas State; 10--at Florida; 20--Stephen F. Austin State; 27--28--Sierra Medical Center Classic, at El Paso, Texas (UTEP, UT-Pan American, Washington State).

January: 4--Nebraska; 7--Louisiana State; 10--at Texas Christian; 14--Texas A&M; 18--at Southern Methodist; 21--at Oklahoma; 23--at Baylor; 26--DePaul; 28--Texas Tech.

February: 1--at Houston; 4--Rice; 8--Texas Christian; 11--at Texas A&M; 15--Southern Methodist; 19--7--Up Shootout, at San Antonio, Texas (Temple); 23--at Texas Tech; 25--Baylor; 28--Houston.

March: 4--at Rice; 9--11--Southwest Conference Tournament, at Dallas, Texas.

SPORTS INFORMATION

SID Contact: Dave Saba
Office Phone: 512-471-1345
Home Phone: 512-450-1235
SID FAX Number: 512-471-6040
Press Row Phone: 512-471-4246
SID Mailing Address: UT Sports Information, P.O. Box 7399, Austin, TX 78713

KEY MEDIA CONTACTS

LOCAL BEAT WRITER

Mark Rosner, Austin-American Statesman,
P.O. Box 670, Austin, TX 78767

RADIO NETWORK

Play-by-Play Announcer: Bill Schoening
Color: Craig Way
Flagship Station/Address: Longhorn Radio Network, Host Communications, 1120 Cap. of Texas So. Bldg., Austin, TX 78746
Phone: 512-328-8282

HUSKER-LONGHORN NOTES

✓ This is the first meeting between the Cornhuskers and Longhorns in Austin since Texas posted a 67-48 victory over NU at Austin in the second round of the 1978 NIT. The Longhorns went on to win the NIT championship. UT won the first meeting between the teams in Austin, 77-73, during the 1964-65 season.

✓ The Huskers are 19-18 all-time vs. the Southwest Conference (includes 2-5 mark vs. Arkansas).

✓ Texas captured the 1994 Southwest Conference title, its second title under Tom Penders. In 1994, the Longhorns won a school-record-tying 26 games and advanced to the second round of the NCAA Tournament, their fifth NCAA Tournament appearance under Penders.

SERIES HISTORY

Texas leads, 3-1

Season	Site	W/L	NU	UT
1964-65	A	L	73	77
1965-66	H	W	75	64
1977-78 (NIT)	A	L	47	68
1993-94	H	L	75	78

In Lincoln: Tied, 1-1

In BDSC: Texas leads, 1-0

In Austin: Texas leads, 2-1

In Erwin Center: Texas leads, 1-0

GAME #15 □ LONG BEACH STATE 49ERS

11:00 P.M. □ ESPN □ MONDAY, JANUARY 9, 1995 □ THE PYRAMID (5,000) □ LONG BEACH, CALIF.

GENERAL INFORMATION

Location: Long Beach, Calif.
Enrollment: 25,410
Founded: 1949
Nickname: 49ers
Colors: Black and Gold
Conference: Big West
Home Arena: The Pyramid
President: Dr. Robert Maxson
Athletic Director: Dave O'Brien



Seth Greenberg
Head Coach



Mike Atkinson
Forward

COACHING STAFF

Head Coach: Seth Greenberg (Fairleigh Dickinson, 1978)
Career Record: 68-49 in four years
Record at LBSU: 68-49 in four seasons
Greenberg vs. NU: 0-0
Basketball Office Phone: 800-49-DUNKS
Best time to reach: weekdays, 8:30-9:30 a.m.
Assistant Coaches: Clyde Vaughan (Pittsburgh, 1984), John Welch (UNLV, 1986), Matt Hart (Long Beach State, 1992)
Basketball Trainer: Dan Bailey

49ER OUTLOOK

1993-94 Record: 17-10, 11-7 in Big West, second-tie
Final 1994 National Ranking: None
1994 Postseason Play: None
Lettermen Returning/Lost: 6/5
Starters Returning: 3, F Mike Atkinson, G James Cotton, F Terrance O'Kelley

<u>Top Returnees</u>	<u>Pos.</u>	<u>Ht.</u>	<u>Wt.</u>	<u>Yr.</u>	<u>Pts.</u>	<u>Reb.</u>
Mike Atkinson	F	6-7	235	Sr.	15.4	4.3
James Cotton	G	6-4	205	So.	11.4	4.2
Terrance O'Kelley	F	6-7	245	Sr.	11.9	6.8

<u>Top Newcomers</u>	<u>Pos.</u>	<u>Ht.</u>	<u>Wt.</u>	<u>Yr.</u>	<u>Pts.</u>	<u>Reb.</u>
Joe McNaull	C	6-11	255	Sr.	11.7	8.2
Rasul Salahuddin	G	6-3	185	Jr.	11.2	6.6
Everett Ratleff	G	6-5	190	So.	20.8	

<u>Key Losses</u>	<u>Pos.</u>	<u>Ht.</u>	<u>Wt.</u>	<u>Pts.</u>	<u>Reb.</u>
Rob Hannibal	G	6-5	195	15.7	4.7
Jeff Rogers	G	6-0	190	5.9	2.8

SCHEDULE

November: 5-High Five America (exh.); 18-Mexican National (exh.); 30-Detroit.

December: 3-College of Notre Dame; 6-at Cal State-Northridge; 21-Montana; 29-30-Cutlass Classic, at East Lansing, Mich. (Michigan State, Ball State, Coppin State).

January: 5-New Mexico State; 9-Nebraska; 11-at Nevada; 14-San Jose State; 16-Pacific; 19-at Utah State; 26-at UC-Irvine; 28-at CS-Fullerton; 30-Nevada-Las Vegas.

February: 2-Nevada; 4-Utah State; 9-at Pacific; 11-at San Jose State; 15-at UC Santa Barbara; 18-UC Santa Barbara; 20-at Memphis; 23-CS-Fullerton; 25-UC-Irvine.

March: 2-at New Mexico State; 4-at Nevada-Las Vegas; 9-12-Big West Conference Tournament, at Las Vegas.

SPORTS INFORMATION

SID Contact: Scott Cathcart
Office Phone: 310-985-7978
Home Phone: 909-279-9558
SID FAX Phone: 310-985-8197
Press Row Phone: 310-985-4667
Mailing Address: Sports Information Office, 1250 Bellflower Blvd., Long Beach, CA 90840

KEY MEDIA CONTACTS

LOCAL BEAT WRITER
 Frank Burlison, Long Beach Press Telegram,
 P.O. Box 230, Long Beach, CA 90844

RADIO NETWORK
Play-by-Play Announcer: Scott Galetti
Flagship Station/Address: KORG/1190 East Ball Road, Anaheim, CA 92805
Phone: 714-776-1190

HUSKER-49ER NOTES

✓ First meeting between the Huskers and 49ers since NU's 67-55 victory over Long Beach State in opening round of 1974 Sun Devil Classic at Tempe, Ariz. Game marks NU's first appearance in the state of California since a loss at Southern California in 1992-93. NU's first meeting against a Big West Conference opponent since handing San Jose State a 90-76 loss in the title game of the 1988 Ameritas Classic.

✓ Nebraska will be the first Big Eight team to play in the 49ers' new home, The Pyramid.

✓ Long Beach State upset Kansas at Lawrence in 1992-93, 64-49.

SERIES HISTORY

<u>Season</u>	<u>Site</u>	<u>W/L</u>	<u>NU</u>	<u>LBSU</u>
1974-75	N*	W	67	55

In Lincoln: 0-0
At BDSC: 0-0
In Long Beach: 0-0
At The Pyramid: 0-0
Tempe, Ariz.: Nebraska, 1-0

GAME #17 -- MISSOURI KANSAS-CITY KANGAROOS

7:30 P.M. □ WEDNESDAY, JANUARY 18, 1995 □ MUNICIPAL AUDITORIUM (11,126) □ KANSAS CITY, MO.

GENERAL INFORMATION

Location: Kansas City, Mo.

Enrollment: 9,900

Founded: 1933

Nickname: Kangaroos

Colors: Blue and Gold

Conference: Mid-Continent

Home Arena: Municipal Auditorium (11,126)

Chancellor: Dr. Eleanor Brantley Schwartz

Athletic Director: Lee Hunt



COACHING STAFF

Head Coach: Lee Hunt (Central Missouri State, 1957)

Career Record: 143-168 in 11 years

Record at UMKC: 93-102 in seven years

Hunt vs. NU: 0-5

Basketball Office Phone: 816-235-1036

Best time to reach Hunt: mornings after 10 a.m.

Assistant Coaches: Joe Proctor (Memphis State, 1971), Gary Bates (Baker, 1977), Mike Nicholson (Missouri, 1990)

Basketball Trainer: Scott Nichols

KANGAROO OUTLOOK

1993-94 Record: 12-17

Final 1994 National Ranking: None

1994 Postseason Play: None

Lettermen Returning/Lost: 6/4

Starters Returning: 2, G Travis Salmon, F Darecko Rawlins

<u>Top Returnees</u>	<u>Pos.</u>	<u>Ht.</u>	<u>Wt.</u>	<u>Yr.</u>	<u>Pts.</u>	<u>Reb.</u>
Travis Salmon	G	6-5	195	Sr.	8.0	4.2
Terry Dickerson	G	6-2	195	Sr.	7.9	3.1
Darecko Rawlins	F	6-5	185	Jr.	5.4	5.0

<u>Top Newcomers</u>	<u>Pos.</u>	<u>Ht.</u>	<u>Wt.</u>	<u>Yr.</u>	<u>Pts.</u>	<u>Reb.</u>
Terence Jackson	G	6-2	180	Fr.	14.5	6.1
Chris Johnson	F	6-6	230	Jr.	11.2	7.1
Chris Haynes	F	6-5	205	Jr.	DNP	DNP

<u>Key Losses</u>	<u>Pos.</u>	<u>Ht.</u>	<u>Wt.</u>	<u>Pts.</u>	<u>Reb.</u>
Tony Dumas	G	6-6	195	26.0	5.7
Dennis Jacobs	C	6-11	235	9.9	3.9
Vinson Smith	G	6-2	180	7.2	3.2

SCHEDULE

November: 18-Angola Nationals (exh.); 26-Southwest Missouri State; 29-Buffalo.

December: 2-at Kansas State; 7-at St. Louis; 10-M.M.S. AAU (exh.); 17-at Creighton; 20-at Southern California.

January: 3-Eastern Illinois; 5-Valparaiso; 7-at Western Illinois; 11-Colorado; 14-at Chicago State; 16-at Northeastern Illinois; 18-Nebraska; 21-at Buffalo; 23-at Youngstown State; 28-Central Connecticut State; 30-Troy State.

February: 1-at Baylor; 4-at Valparaiso; 6-at Eastern Illinois; 11-Western Illinois; 18-Northeastern Illinois; 20-Chicago State; 23-Youngstown State; 27-at Troy State.

March: 1-at Central Connecticut State; 5-7-Mid-Continent Conference Tournament, at Chicago, Ill.



Lee Hunt
Head Coach



Terry Dickerson
Guard

SPORTS INFORMATION

SID Contact: Chad Harberts

Office Phone: 816-235-1034

Home Phone: 816-523-7667

SID FAX Phone: 816-235-1035

Press Row Phone: 816-871-3780

Mailing Address: 5100 Rockhill Road, Kansas City, MO 64110

KEY MEDIA CONTACTS

LOCAL BEAT WRITER

Bob Luder, Kansas City Star,
1729 Grand, Kansas City, MO 64108

RADIO NETWORK

Play-by-Play Announcer: Tom Hedrick

Color: Brian Purdy

Flagship Station/Address: KMBZ, 1049 Central, Kansas City, MO 64105

Phone: 816-221-1821

HUSKER-KANGAROO NOTES

✓ Teams are meeting for sixth straight season and the Huskers lead the overall series 6-0.

✓ This will be the third meeting between the teams in Kansas City, and the Huskers have won both previous meetings, 97-78 in 1990-91 and 66-65 in 1992-93.

✓ UMKC is 1-21 vs. the Big Eight since moving from the NAIA ranks to Division I.

SERIES SCORES

Nebraska leads, 6-0

<u>Year</u>	<u>Site</u>	<u>W/L</u>	<u>NU</u>	<u>UMKC</u>
1982-83	H	W	69	50
1989-90	H	W	91	76
1990-91	A	W	97	78
1991-92	H	W	74	71
1992-93	A	W	66	65
1993-94	H	W	92	71

In Lincoln: Nebraska leads, 4-0

At BDSC: Nebraska leads, 4-0

At Kansas City: Nebraska leads, 2-0

At Municipal Auditorium: Nebraska leads, 2-0

NEBRASKA VS. ALL OPPONENTS (1994-95 OPPONENTS IN BOLD)

Opponent	First Meeting	Last Meeting	W	L
Air Force	1960	1982	4	1
Alabama	1955	1986	0	2
Ala.-Birmingham	1979	1980	2	0
Angelo State	1980	1980	1	0
Appalachian State	1993	1994	1	1
Arizona	1961	1970	2	1
Arizona State	1969	1986	1	2
Arkansas	1933	1987	2	5
Ark.-Little Rock	1987	1987	1	0
Arkansas State	1989	1989	1	0
Arkansas Tech	1979	1979	1	0
Augustana (S.D.)	1969	1984	3	0
Baker	1905	1906	3	0
Ball State	1981	1982	1	1
Baylor	1950	1988	3	1
Bellevue	1906	1906	1	0
Bowling Green	1991	1991	1	0
Bradley	1938	1959	2	5
Brandeis (Omaha)	1917	1917	1	0
Brigham Young	1931	1936	1	3
Brooklyn	1987	1988	2	0
Brown Coll. "B"/Tm.	1906	1906	1	0
Burgess-Nash	1916	1916	1	0
Butler	1930	1987	2	1
California	1938	1973	6	7
California-Davis	1978	1978	1	0
California-Irvine	1970	1987	2	2
Cal.-Santa Barbara	1979	1979	1	0
Cal State-Bakersfield	1980	1980	1	0
Camp Funston	1918	1918	0	1
Canisius	1937	1985	1	1
Carleton	1932	1933	0	2
Central City	1907	1907	1	0
Chaminade	1988	1989	2	0
Cheyenne Bus. Coll.	1903	1903	0	1
Chicago Central	1905	1905	0	1
Chicago State	1990	1990	1	0
Cincinnati	1949	1961	0	2
Citadel	1991	1993	3	0
Colgate	1921	1993	2	1
Colorado	1903	1994	57	56
Colorado College	1903	1929	6	1
Colorado State	1948	1985	6	2
Columbia	1988	1988	1	0
Connecticut	1992	1992	0	1
Cornell (N.Y.)	1956	1983	2	0
Cotner College	1909	1917	4	1
Creighton	1923	1994	17	9
Crete	1907	1907	1	0
Denver	1907	1983	5	2
Denver YMCA	1903	1903	1	0
DePaul	1908	1983	1	4
Detroit	1938	1988	3	4
Doane	1899	1900	2	0
Drake	1909	1989	43	14
Duquense	1949	1972	1	2
Eastern Illinois	1991	1993	3	0
Eastern Washington	1980	1992	3	0
Emporia State	1956	1956	1	0
Evansville	1985	1986	1	1
Florida A&M	1994	1994	1	0
Fond du Lac	1901	1901	0	1
Fordham	1993	1993	1	0
Fort Dodge	1905	1918	5	1
Fort Dodge Co. G	1915	1915	0	1
Fort Riley	1906	1906	1	0
Fresno State	1952	1952	1	0
Fullerton State	1968	1968	1	0
Furman	1988	1989	2	0
Gardner Naval Res.	1943	1943	0	2
George Washington	1937	1937	0	1
Georgia	1986	1986	0	1
Georgia State	1973	1974	2	0
Georgia Tech	1984	1984	0	1
Grambling State	1988	1988	0	1
Great Lakes	1942	1942	0	1
Greeley H.S.	1903	1903	1	0
Grinnell	1907	1928	17	7
Hamline	1915	1917	2	0
Harvard	1949	1990	3	0
Haskell	1902	1903	0	2
Hastings	1920	1920	1	0
Hawaii	1968	1980	2	3
Hawaii-Hilo	1977	1977	0	1
Highland Park	1904	1908	1	2
Hillyard's	1927	1927	0	1

Opponent	First Meeting	Last Meeting	W	L
Houston	1963	1970	0	3
Hudson College	1907	1907	1	0
Idaho	1950	1990	3	4
Illinois	1921	1991	2	7
Illinois Wesleyan	1921	1921	1	0
Independence Coll.	1906	1906	1	0
Indiana	1920	1983	1	8
Iona	1983	1983	1	0
Iowa	1907	1977	7	12
Iowa State	1909	1994	119	80
Kansas	1900	1994	68	135
Kansas City YMCA	1906	1906	1	0
Kansas State	1908	1994	79	106
K.C. Athletic Club	1906	1926	2	3
Kent	1993	1993	1	0
Kentucky	1941	1973	1	2
Knox	1920	1920	1	0
La Salle	1967	1972	1	1
Lawrence	1905	1905	1	0
Lehigh	1988	1988	1	0
Lewis	1905	1905	0	1
Lincoln High School	1904	1904	1	0
Lincoln YMCA	1897	1909	9	6
Long Beach State	1975	1975	1	0
Louisiana State	1989	1989	0	1
Louisville	1947	1980	0	2
Loyola (Ill.)	1937	1938	1	1
Loyola-Marymount	1981	1981	1	0
MacMurray	1974	1974	1	0
Mankato State	1977	1977	1	0
Marquette	1934	1987	3	3
Marshall	1967	1967	0	1
Marshfield	1907	1907	1	0
Md.-Baltimore Co.	1989	1989	1	0
Memphis State	1955	1955	0	1
Menasha	1905	1905	1	0
Mesa	1983	1983	1	0
Miami (Fla.)	1952	1971	1	1
Miami (Ohio)	1963	1991	2	1
Michigan	1950	1993	2	6
Michigan State	1920	1994	5	8
Middle Tenn. State	1974	1974	0	1
Millikin	1935	1935	0	1
Minneapolis YMCA	1904	1904	1	0
Minnesota	1902	1980	10	42
Minnesota Ag Coll.	1903	1903	0	1
Minnesota-Duluth	1974	1974	1	0
Mississippi	1978	1979	1	1
Missouri	1908	1994	77	102
Missouri-Kan. City	1983	1994	6	0
Missouri-St. Louis	1987	1987	1	0
Missouri Southern	1978	1978	1	0
Missouri Western	1983	1983	1	0
Montana	1937	1983	2	1
Montana State	1930	1986	4	2
Morehead State	1989	1989	1	0
Morningside	1904	1920	7	0
Morrison	1908	1809	0	1
Muscatine	1908	1908	0	1
Murray State	1991	1991	0	1
NATTC	1945	1945	0	1
Navy Pre-Flight	1945	1945	0	2
Nebraska-Omaha	1988	1988	1	0
Nebraska Wesleyan	1899	1923	20	6
Nevada-Las Vegas	1979	1979	0	1
Nevada-Reno	1948	1978	2	1
New Mexico State	1976	1993	1	1
Niagara	1938	1938	1	0
North Carolina	1973	1973	0	1
North Dakota	1934	1935	1	1
North Dakota State	1934	1934	1	0
North Texas	1973	1989	3	0
N.E. Missouri State	1974	1986	3	0
Northern Colorado	1948	1948	1	0
Northern Illinois	1989	1991	2	1
Northern Iowa	1949	1994	11	0
Northern Michigan	1970	1970	1	0
N.W. Missouri State	1949	1987	10	0
Northwestern	1934	1977	2	1
Notre Dame	1920	1962	5	4
Ohio	1958	1994	3	0
Ohio State	1937	1989	2	4
Oklahoma	1921	1994	75	91
Oklahoma City	1964	1966	1	1
Oklahoma State	1927	1993	55	40
Omaha Alumni	1913	1915	3	0

Opponent	First Meeting	Last Meeting	W	L
Omaha Ath. Club	1920	1920	2	0
Omaha Christian	1904	1904	1	0
Omaha YMCA	1898	1905	6	2
Oregon	1942	1988	4	3
Oregon State	1941	1969	2	5
Ottumwa Navy	1947	1947	2	0
Pacific	1967	1976	2	0
Penn State	1981	1982	1	1
Pentathlon	1945	1945	1	0
Pepperdine	1990	1990	1	0
Pittsburgh	1930	1931	0	2
Port Washington	1905	1905	1	0
Portage Co. F	1907	1908	0	2
Portland	1967	1994	2	0
Portland State	1980	1980	1	0
Princeton	1958	1958	1	0
Purdue	1948	1980	2	6
Ripon	1905	1905	0	1
Sacramento State	1979	1993	3	0
Sacred Heart College	1913	1913	1	0
St. Louis	1930	1991	3	3
St. Mary's (Calif.)	1947	1976	1	1
St. Joseph's (Iowa)	1913	1917	3	0
St. Thomas (Minn.)	1917	1917	1	0
St. Thomas (Pa.)	1937	1937	1	0
Sam Houston State	1989	1992	3	0
San Diego State	1972	1972	0	1
San Francisco	1987	1987	1	0
San Jose State	1948	1989	2	2
Santa Clara	1936	1985	1	2
Shattuck	1905	1906	2	0
Simpson	1914	1917	1	1
Sioux City YMCA	1902	1904	1	1
Sonoma State	1981	1981	1	0
South Carolina	1976	1977	1	1
South Dakota	1911	1985	30	5
South Dakota State	1930	1982	9	0
Southern California	1963	1993	1	5
Southern Colorado	1985	1985	1	0
Southern Illinois	1986	1987	2	0
Southern Methodist	1952	1975	3	2
Southern Mississippi	1987	1987	0	1
Southern Utah	1992	1994	3	0
S.W. Missouri State	1983	1983	1	0
Southwestern La.	1993	1993	0	1
Springfield (Mass.)	1953	1953	1	0
Stanford	1933	1966	3	6
Steves Point A.C.	1901	1901	0	1
Tampa	1952	1952	0	1
Temple	1937	1937	0	1
Tennessee Tech	1991	1991	1	0
Texas	1965	1994	1	3
Texas-Arlington	1993	1993	1	0
Texas A&M	1970	1992	3	1
Texas Christian	1952	1983	3	1
Texas-San Antonio	1994	1994	1	0
Texas Tech	1956	1990	7	3
Toledo	1991	1992	2	0
Topeka YMCA	1902	1902	1	1
Tulane	1983	1983	1	1
UCLA	1939	1985	2	5
Utah	1936	1981	1	2
Utah State	1961	1978	2	0
Valparaiso	1920	1920	2	0
Vanderbilt	1956	1976	2	3
Villanova	1988	1988	0	1
Wagner	1990	1990	1	0
Washburn	1908	1908	1	0
Washington	1931	1987	2	6
Washington (Mo.)	1918	1949	12	6
Washington State	1967	1986	4	2
Wesleyan Auto	1914	1914	0	1
West Virginia	1930	1930	0	1
Western Illinois	1978	1978	1	0
Western Kentucky	1947	1986	0	2
Western Reserve	1937	1949	2	0
Wichita State	1956	1994	6	5
Wisconsin	1904	1992	10	5
Wis.-Green Bay	1991	1992	2	0
Wisconsin-Oshkosh	1980	1980	1	0
Wisconsin-Stevens Pt.	1982	1985	2	0
Wisconsin-Stout	1986	1986	1	0
Wisconsin-Superior	1932	1932	0	1
Wyoming	1934	1990	15	10
Xavier (Ohio)	1984	1991	0	2
York College	1917	1917	1	0

EIGHTH ANNUAL AMERITAS CLASSIC

FRIDAY-SATURDAY □ DECEMBER 2-3, 1994, BOB DEVANEY SPORTS CENTER, LINCOLN, NEB.

1994 TOURNAMENT PAIRINGS

Friday: 6:30 p.m. -- Nebraska vs. Morehead State
8:30 p.m. -- Southern Miss. vs. Idaho State
Saturday: 1 p.m. -- Consolation
3:10 p.m. -- Championship

PREVIOUS TOURNAMENT RESULTS

1987

First Round (8,803) **Finals (10,526)**
Nebraska 71, Lehigh 66 3rd-Lehigh 72, Ball State 64
Ohio State 64, Ball State 42 1st-Ohio State 72, Nebraska 63

All-Tournament Team: Jay Burson, Ohio State, MVP; Jerry Francis, Ohio State; **Derrick Vick, Nebraska;** Daren Queenan, Lehigh; Derrick Wesley, Ball State.

1988

First Round (9,233) **Finals (10,159)**
Nebraska 90, North Texas 84 3rd-North Texas 82, Army 79 (OT)
San Jose State 84, Army 74 1st-Nebraska 90, San Jose St. 76

All-Tournament Team: Pete Manning, Nebraska, MVP; Clifford Scales, Nebraska; Steve Haney, San Jose State; Steve Rotherth, Army; Ronnie Morgan, North Texas.

1989

First Round (7,705) **Finals (9,427)**
Nebraska 117, Harvard 79 3rd-Air Force 73, Harvard 71
Pepperdine 82, Air Force 75 1st-Nebraska 104, Pepp. 100

All-Tournament Team: Rich King, Nebraska, MVP; Clifford Scales, Nebraska; Tom Lewis, Pepperdine; Shann Ferch, Pepperdine; Raymond Dudley, Air Force.

1990

First Round (10,524) **Finals (11,982)**
Nebraska 113, Tenn. Tech 92 3rd-Ala. State 92, Tenn. Tech 83
Bowling Green 94, Ala. St. 80 1st-Nebraska 99, Bowling Green 85

All-Tournament Team: Carl Hayes, Nebraska, MVP; Rich King, Nebraska; Van Usher, Tennessee Tech; Clinton Venable, Bowling Green; Steve Rogers, Alabama State.

1991

First Round (11,253) **Finals (11,339)**
Nebraska 91, Texas A&M 68 3rd-Texas A&M 69, Del. State 67
E. Wash. 102, Del. State 68 1st-Nebraska 102, E. Wash. 67

All-Tournament Team: Dapreis Owens, Nebraska, MVP; Chris Cresswell, Nebraska; Eric Piatkowski, Nebraska; Miguel Johnson, Eastern Washington; David Edwards, Texas A&M; Tyrone Boger, Delaware State.

1992

First Round (11,873) **Finals (12,023)**
Nebraska 108, Colgate 76 3rd-Colgate 76, Idaho State 68
Kent 81, Idaho State 73 1st-Nebraska 85, Kent 61

All-Tournament Team: Eric Piatkowski, Nebraska, MVP; Derrick Chandler, Nebraska; Rod Koch, Kent; Greg Holman, Kent; Darren Brown, Colgate; Jim Potter, Idaho State.

1993

First Round (11,202) **Finals (11,022)**
Nebraska 94, Ohio 68 3rd-Ohio 68, Navy 50
Portland 94, Navy 93 1st-Nebraska 111, Portland 85

All-Tournament Team: Eric Piatkowski, Nebraska; Erick Strickland, Nebraska; Bruce Chubick, Nebraska; T.J. Hall, Navy; Gary Trent, Ohio; Matt Houle, Portland.

1995 Field: Siena, Pepperdine, Georgia Southern.

TOURNAMENT RECORDS

Individual, Game


Points--39, Raymond Dudley, Air Force, vs. Harvard, 1989
Field Goals--13, Daren Queenan, Lehigh, vs. Ball State, 1987; Steve Rogers, Alabama State, vs. Tennessee Tech, 1990
FG Attempts--30, Raymond Dudley, Air Force, vs. Harvard, 1989
3-Point Goals--7, Chris Cresswell, Nebraska, vs. Texas A&M, 1991
3-Point Attempts--14, Roy Williams, Delaware State, vs. Eastern Washington, 1991
Free Throws--15, Steve Rotherth, Army, vs. San Jose State, 1988
FT Attempts--16, Steve Rotherth, Army, vs. San Jose State, 1988; Dapreis Owens, Nebraska, vs. Eastern Washington, 1991
Rebounds--19, Ronnie Morgan, North Texas, vs. Nebraska, 1988; Gary Trent, Ohio, vs. Navy, 1993
Assists--Jeff Bowling, Air Force, vs. Pepperdine, 1989
Blocks--7, Derrick Chandler, Nebraska, vs. Eastern Washington, 1991
Steals--7, Van Usher, Tennessee Tech, vs. Nebraska, 1990

Individual, Tournament

Points--70, Raymond Dudley, Air Force, 1989
Field Goals--23, Daren Queenan, Lehigh, 1987; Steve Rogers, Alabama State, 1990
FG Attempts--58, Raymond Dudley, Air Force, 1989
3-Point Goals--11, Raymond Dudley, Air Force, 1989
3-Point Attempts--24, Raymond Dudley, Air Force, 1989
Free Throws--23, Tyrone Boger, Delaware State, 1991
FT Attempts--28, Tyrone Boger, Delaware State, 1991
Rebounds--32, Gary Trent, Ohio, 1993
Assists--23, Jeff Bowling, Air Force, 1989
Blocks--10, Derrick Chandler, Nebraska, 1991
Steals--12, Van Usher, Tennessee Tech, 1990

Team, Game

Points--117, Nebraska, vs. Harvard, 1989
Field Goals--45, Nebraska, vs. Tennessee Tech, 1990
FG Attempts--88, Nebraska, vs. Tennessee Tech, 1990
FG Percentage--.581, Nebraska, vs. Portland, 1993 (43-74)
3-Point Goals--11, Pepperdine, vs. Nebraska, 1989
3-Point Attempts--31, Delaware State, vs. Eastern Washington, 1991
3-Point Percentage--.600, Nebraska, vs. Texas A&M, 1991
Free Throws--38, Nebraska, vs. Pepperdine, 1989
FT Attempts--48, Nebraska, vs. Pepperdine, 1989
Free Throw Percentage--.900, Ball State, vs. Lehigh, 1987 (9-10)
Rebounds--68, Nebraska, vs. Tennessee Tech, 1990
Assists--35, Nebraska, vs. Bowling Green, 1990
Blocks--10, Nebraska, vs. North Texas, 1988
Steals--17, Nebraska, vs. Tennessee Tech, 1990



Inside:

- ❑ *Missouri..... 86-87*
- ❑ *Kansas State ... 88-89*
- ❑ *Kansas..... 90-91*
- ❑ *Oklahoma..... 92-93*
- ❑ *Oklahoma St. 94-95*
- ❑ *Colorado 96-97*
- ❑ *Iowa State..... 98-99*
- ❑ *Phillips 66 Big Eight
Tournament Results
and Records.. 100-102*

Conference Opponents

GAME #14/26 □ MISSOURI TIGERS

TBA □ CSM □ SATURDAY, JANUARY 7, 1995 □ DEVANEY SPORTS CENTER (14,302) □ LINCOLN, NEB.
7:05 □ WEDNESDAY, FEBRUARY 22, 1995 □ HEARNES CENTER (13,300) □ COLUMBIA, MO.

GENERAL INFORMATION

Location: Columbia, Mo.
Enrollment: 22,136
Founded: 1839
Nickname: Tigers
Colors: Old Gold and Black
Conference: Big Eight
Home Arena: Hearnese Center (13,300)
Chancellor: Dr. Charles Kiesler
Athletic Director: Joe Castiglione



Norm Stewart
Head Coach



Julian Winfield
Guard/Forward

COACHING STAFF

Head Coach: Norm Stewart (Missouri, 1956)
Career Record: 640-310 in 33 years
Record at MU: 543-268 in 27 years
Stewart vs. NU: 41-23
Basketball Office Phone: 314-882-3463
Best time to reach Stewart: weekdays, 9 a.m.-Noon
Assistant Coaches: Kim Anderson (Missouri, 1977); Rich Daly (Northeast Missouri St., 1962); Lee Winfield (North Texas, 1971)
Basketball Trainer: Pat Beckmann

TIGER OUTLOOK

1993-94 Record: 28-4, 14-0 in Big Eight, first
1994 Final Ranking: Fifth, Associated Press & CNN/USA Today
1994 Postseason Tournament: Lost in fourth round NCAA Tournament
Lettermen Returning/Lost: 6/7
Starters Returning: 1, G/F Julian Winfield

<u>Top Returnees</u>	<u>Pos.</u>	<u>Ht.</u>	<u>Wt.</u>	<u>Yr.</u>	<u>Pts.</u>	<u>Reb.</u>
Paul O'Liney	G	6-2	210	Sr.	10.3	2.6
Julian Winfield	G/F	6-5	185	Jr.	4.3	3.0
Marlo Finner	F	6-9	207	Sr.	3.5	3.2

<u>Top Newcomers</u>	<u>Pos.</u>	<u>Ht.</u>	<u>Wt.</u>	<u>Yr.</u>	<u>Pts.</u>	<u>Reb.</u>
Kendrick Moore	G	6-2	170	Fr.	27.0	8.0
Troy Hudson	G	6-1	165	Fr.	24.0	NA
Scott Combs	F	6-7	210	Fr.	21.6	12.7
Simeon Haley	F/C	7-0	230	Jr.	14.0	10.9

<u>Key Losses</u>	<u>Pos.</u>	<u>Ht.</u>	<u>Wt.</u>	<u>Pts.</u>	<u>Reb.</u>
Melvin Booker	G	6-2	180	18.1	3.8
Jevon Crudup	F/C	6-9	241	13.2	8.0
Lamont Frazier	G/F	6-4	217	8.2	3.5
Mark Atkins	G	6-5	229	9.6	3.6

SCHEDULE

November: 11-Argentina (exh.); 18-Marathon Oil (exh.); 26-Chicago State; 30-Great Eight, at Auburn Hills, Mich. (Purdue).
December: 3-Arkansas; 6-Southeast Missouri State; 8-Coppin State; 17-Mercer; 19-Liberty; 22-Illinois (at St. Louis, Mo.).
January: 2-at Washington; 4-at Southern Methodist; 7-at Nebraska; 9-Kansas; 12-Notre Dame; 14-Kansas State; 18-at Jackson State; 22-Oklahoma State; 26-Colorado; 30-at Iowa State.
February: 4-at Kansas State; 8-Iowa State; 11-Oklahoma State; 18-at Oklahoma; 22-Nebraska; 25-at Kansas.
March: 1-at Colorado; 4-Oklahoma; 10-12-Phillips 66 Big Eight Tournament, at Kansas City, Mo.

SPORTS INFORMATION

SID Contact: Bob Brendel
Office Phone: 314-882-0712
Home Phone: 314-874-0453
SID FAX Number: 314-882-4720
Press Row Phone: 314-882-1442
Mailing Address: Sports Information Office, P.O. Box 677, Columbia, MO 65205

KEY MEDIA CONTACTS

LOCAL BEAT WRITER

Melinda Via, Columbia Daily Tribune,
P.O. Box 798, Columbia, MO 65205

RADIO NETWORK

Play-by-Play Announcer: Mike Kelly
Color: Jon Sunvold
Flagship Station/Address: Tiger Network, P.O. Box 104180, Jefferson City, MO 65110-4180
Phone: 314-893-7200

HUSKER-TIGER NOTES

✓ Nebraska lost heart-breaking 80-78 decision to Tigers on final day of regular season, allowing Mizzou to become first team since Kansas in 1970-71 to finish with a 14-0 record. Huskers gained a measure of revenge with a 98-91 victory over Missouri in the Big Eight Tournament semifinals a week later.

✓ Missouri is one of two Big Eight teams with a winning record against NU in the Devaney Center (10-8).

✓ One of Nebraska's biggest wins ever was a 67-51 victory at 19-0 and No. 1 Missouri, Feb. 6, 1982.

✓ Nebraska's Jerry Fort scored a then-school-record 40 points in the Huskers' 80-77 homecourt win over the Tigers, Feb. 22, 1975.

Most consecutive wins (year ended): Nebraska six, three times (1943-44, 1950-51, 1967-68); Missouri six, four times (1933-34, 1940-41, 1973-74, 1989-90)

Most points scored: Nebraska 99, at Lincoln, Jan. 28, 1967; Missouri 111, at Lincoln, Jan. 13, 1990

Highest combined score: 206, Missouri 111, Nebraska 95, at Lincoln, Jan. 13, 1990

Biggest winning margin: Nebraska 29, at Lincoln, Feb. 19, 1937 (50-21); Missouri 39, at Columbia, Feb. 24, 1922 (55-16)

Individual scoring high: Nebraska 40, Jerry Fort, at Lincoln, Feb. 22, 1974; Missouri 46, Joe Scott, at Columbia, March 6, 1961

THE MISSOURI SERIES: MISSOURI 102, NEBRASKA 77

In Lincoln: Nebraska leads, 44-34.

At Devaney Sports Center: Missouri leads, 10-8

In Columbia: Missouri leads, 56-24

At Hearn Center: Missouri leads, 17-5

In Kansas City: Missouri leads, 11-9

At Kemper Arena: Missouri leads, 5-2

In the Phillips 66 Big Eight Tournament: Missouri leads, 5-1

Year	NU-MU	Site
1907-08	41-30	(H)
1908-09	43-31	(H)
1910-11	26-39	(A)
	(OT)36-37	(A)
	30-23	(H)
	20-23	(H)
1916-17	16-18	(H)
	7-18	(H)
1917-18	9-22	(A)
	8-16	(A)
1918-19	28-26	(A)
	21-14	(A)
1921-22	31-46	(H)
	16-55	(A)
1922-23	18-33	(A)
	22-39	(A)
1923-24	24-18	(H)
	31-11	(A)
1924-25	25-20	(A)
	24-21	(H)
1925-26	24-26	(H)
	22-24	(A)
1926-27	35-23	(A)
	27-22	(H)
1927-28	15-36	(A)
	36-26	(H)
1928-29	25-30	(H)
	39-33	(A)
1929-30	21-27	(A)
	34-31	(H)
1930-31	42-32	(H)
	20-33	(A)
1931-32	18-30	(A)
	28-32	(H)
1932-33	33-37	(A)
	31-39	(H)
1933-34	26-36	(A)
	34-27	(H)
1934-35	31-32	(A)
	21-23	(H)
1935-36	31-26	(H)
	43-33	(A)
1936-37	31-22	(A)
	50-21	(H)
1937-38	18-27	(H)
	30-38	(A)
1938-39	41-54	(A)
	36-46	(H)
1939-40	33-46	(A)
	40-41	(H)
1940-41	40-29	(H)
	38-36	(A)
1941-42	51-45	(H)
	41-40	(A)
1942-43	39-36	(A)

Year	NU-MU	Site
	56-50	(H)
1943-44 (OT)	32-36	(H)
	29-44	(A)
1944-45	41-47	(H)
	(20T)54-55	(A)
1945-46	54-63	(KC)
	44-42	(A)
	42-39	(H)
1946-47	41-47	(A)
	49-60	(H)
1947-48	46-44	(KC)
	54-66	(H)
	41-47	(A)
1948-49	50-52	(KC)
	47-46	(H)
	52-48	(A)
1949-50	50-41	(H)
	55-48	(A)
1950-51	54-52	(KC)
	54-52	(H)
	57-68	(A)
1951-52	55-60	(H)
	53-68	(A)
1952-53	73-62	(H)
	59-66	(A)
1953-54	57-72	(KC)
	80-72	(H)
	67-82	(A)
1954-55	58-75	(KC)
	59-67	(A)
	73-76	(H)
1955-56	66-71	(KC)
	83-77	(H)
	80-88	(A)
1956-57	70-65	(KC)
	84-65	(A)
	53-49	(H)
1957-58	54-55	(A)
	(OT) 67-62	(H)
1958-59	81-69	(H)
	81-79	(A)
1959-60	78-67	(KC)
	61-69	(A)
	64-59	(H)
1960-61	90-72	(KC)
	62-48	(H)
	76-97	(A)
1961-62	65-63	(A)
	63-81	(H)
1962-63	61-69	(H)
	72-84	(A)
1963-64 (OT)	74-69	(H)
	60-78	(A)
1964-65	74-92	(H)
	66-84	(A)

Year	NU-MU	Site
1965-66 (OT)	69-67	(KC)
	82-60	(H)
	71-53	(A)
1966-67	99-82	(H)
	80-73	(A)
1967-68	75-66	(H)
	70-91	(A)
1968-69	76-70	(KC)
	87-71	(H)
	60-79	(A)
1969-70	60-48	(H)
	63-80	(A)
1970-71	81-72	(H)
	65-77	(A)
1971-72	64-76	(KC)
	65-80	(A)
	54-61	(H)
1972-73	65-78	(H)
	70-86	(A)
1973-74	75-58	(H)
	(OT) 88-87	(A)
1974-75	74-88	(A)
	80-77	(H)
1975-76	57-62	(H)
	(OT) 84-95	(A)
1976-77	63-76	(A)
	60-58	(H)
1977-78	56-55	(H)
	52-74	(A)
	*58-61	(KC)
1978-79 (OT)	58-56	(KC)
	60-76	(A)
	76-64	(H)
1979-80	63-84	(H)
	60-73	(A)
1980-81	66-53	(H)
	45-55	(A)
1981-82	42-44	(H)
	67-51	(A)
	*53-58	(KC)
1982-83	56-79	(A)
	51-54	(H)
	*63-69	(KC)
1983-84	48-50	(H)
	(OT) 61-56	(A)
1984-85	74-66	(H)
	50-69	(A)
1985-86	67-68	(H)
	75-66	(A)
1986-87	71-87	(H)
	64-80	(A)
1987-88	70-68	(H)
	67-92	(A)
1988-89	72-89	(H)
	63-79	(A)
	*70-98	(KC)
1989-90	95-111	(H)
	85-107	(A)
1990-91	89-75	(H)
	71-91	(A)
	*82-90	(KC)
1991-92	73-83	(H)
	61-87	(A)

Year	NU-MU	Site
1992-93 (OT)	88-87	(H)
	76-75	(A)
1993-94	73--89	(H)
	78-80	(A)
	*98-91	(KC)

*Phillips 66 Big Eight Tournament.

GAME #16/28 □ KANSAS STATE WILDCATS

6:30 P.M. □ ESPN □ THURSDAY, JANUARY 12, 1995 □ DEVANEY SPORTS CENTER (14,302) □ LINCOLN, NEB.


7:05 P.M. □ WEDNESDAY, MARCH 1, 1995 □ BRAMLAGE COLISEUM (13,500) □ MANHATTAN, KAN.

GENERAL INFORMATION

Location: Manhattan, Kan.
Enrollment: 20,400
Founded: 1863
Nickname: Wildcats
Colors: Purple and White
Conference: Big Eight
Home Arena: Fred Bramlage Coliseum (13,500)
President: Dr. Jon Wefald
Athletic Director: Max Urick



Tom Asbury
Head Coach



Belvis Noland
Guard

COACHING STAFF

Head Coach: Tom Asbury (Wyoming, 1968)
Career Record: 125-69 in six years
Record at KSU: 0-0 in first year
Record vs. NU: 0-1
Basketball Office Phone: 913-532-6531
Best time to reach Asbury: weekday mornings
Assistant Coaches: Steve Aggers (Chadron State, 1971), David Campbell (St. Mary's, 1980), Mark Fox (Eastern New Mexico, 1991)
Basketball Trainer: Brant Berkstresser

WILDCAT OUTLOOK

1993-94 Record: 20-14, 4-10 in Big Eight, sixth-tie, NIT
Final 1994 National Ranking: None
1994 Postseason Tournament: NIT fourth place
Lettermen Returning/Lost: 8/4
Starters Returning: 2, G Belvis Noland, F Demond Davis

<u>Top Returnees</u>	<u>Pos.</u>	<u>Ht.</u>	<u>Wt.</u>	<u>Yr.</u>	<u>Pts.</u>	<u>Reb.</u>
Belvis Noland	G	6-4	210	Sr.	7.5	3.9
Demond Davis	F	6-4	210	Sr.	6.0	6.1

<u>Top Newcomers</u>	<u>Pos.</u>	<u>Ht.</u>	<u>Wt.</u>	<u>Yr.</u>	<u>Pts.</u>	<u>Reb.</u>
Elliott Hatcher	G	6-0	175	Jr.	19.8	5.8
Mark Young	G/F	6-6	190	Fr.	17.9	8.0
Tyrone Davis	C	6-8	245	Jr.	15.8	11.0

<u>Key Losses</u>	<u>Pos.</u>	<u>Ht.</u>	<u>Wt.</u>	<u>Pts.</u>	<u>Reb.</u>
Askia Jones	G	6-5	200	22.1	3.8
Deryl Cunningham	C	6-7	210	11.4	8.7
Anthony Beane	G	5-10	170	10.4	2.9

SCHEDULE

November: 8-Croatia (exh.); 11-Marathon Oil (exh.); 16-at Alabama (Preseason NIT); 18, 23-25-Preseason NIT, sites TBA; 29-Wisconsin-Parkside.

December: 2-Missouri-Kansas City; 5-Illinois; 7-Howard; 10-Coppin State; 17-Washington; 19-West Texas A&M; 22-at Marshall; 29-30-Capital City Classic, at Tallahassee, Fla. (Auburn, Florida A&M, Tennessee State).

January: 3-at Wichita State; 7-Oklahoma State; 12-at Nebraska; 14-at Missouri; 18-at Kansas; 21-Iowa State; 25-Oklahoma; 28-at Iowa State.

February: 4-Missouri; 8-at Oklahoma; 11-at Colorado; 18-Kansas; 22-at Oklahoma State.

March: 1-Nebraska; 4-Colorado; 10-12-Phillips 66 Big Eight Tournament, at Kansas City, Mo.

SPORTS INFORMATION

SID Contact: Ben Boyle
Office Phone: 913-532-6735
Home Phone: 913-539-8817
SID FAX Number: 913-532-6093
Press Row Phone: 913-539-3423
Mailing Address: Sports Information Office, Bramlage Coliseum, Suite 144, 1800 College Avenue, Manhattan, KS 66502

KEY MEDIA CONTACTS

LOCAL BEAT WRITER

Mark Janssen, Manhattan Mercury,
318 North Fifth, Manhattan, KS 66502

RADIO NETWORK

Play-by-Play Announcer: Mitch Holthus
Color: Ben Boyle
Flagship Station/Address: WIBW, Box 119, Topeka, KS 66601
Phone: 913-272-3456

HUSKER-WILDCAT NOTES

✓ Nebraska handed Kansas State a 36-point setback in series' initial game at Manhattan during 1905-06 season.

✓ Huskers' 21-point win at Kansas State in 1992-93 was their largest over the 'Cats since 1905-06 campaign, biggest margin of victory in league road contest since 1932-33 season.

✓ Nebraska beat Kansas State, 66-62, for first and only Big Eight Holiday Tournament title in 1967.

✓ After upsetting Kansas in 1958 at Lincoln, Huskers upset Kansas State and Omaha native Bob Boozer in their next outing, 55-48. Despite the loss, Kansas State was No. 1 in the Associated Press poll when the new ranking came out the day after the game and 'Cats went on to finish fourth in NCAA Tournament.

Most consecutive wins (year ended): Nebraska six, twice (1916-17, 1937-38); Kansas State 11, (1964-65)

Most Points Scored: Nebraska 92 in Lincoln, Feb. 10, 1968; Kansas State 114 at Manhattan, Jan. 14, 1987

Biggest Winning Margin: Nebraska 36 at Manhattan, 1905-06 (50-14, first game of series); Kansas State 36 at Manhattan, Feb. 4, 1957 (89-53)

Individual Scoring High: Nebraska 34, Jerry Fort, in Lincoln, Jan. 17, 1976; Kansas State 30, Willie Murrell, at Kansas City, Mo., Dec. 26, 1963 and Mike Evans, at Manhattan, Feb. 18, 1976

THE KANSAS STATE SERIES: KANSAS STATE 106, NEBRASKA 79

In Lincoln: Nebraska leads, 48-31
 At Devaney Sports Center: Nebraska leads, 12-7
 In Manhattan: Kansas State leads, 59-28
 At Bramlage Coliseum: Tied, 3-3
 In Kansas City: Kansas State leads, 16-3
 At Kemper Arena: Kansas State leads, 6-0
 In the Phillips 66 Big Eight Tournament: Kansas State leads, 6-0

Year	NU-KSU	Site
1905-06	50-14	(A)
1907-08	36-18	(A)
1908-09	38-31	(A)
1909-10	16-27	(A)
	17-28	(H)
1911-12	26-25	(A)
1912-13	27-16	(H)
1914-15	26-19	(A)
	26-20	(A)
1915-16	21-20	(H)
	26-25	(H)
1916-17	13-45	(A)
	10-34	(A)
1917-18	31-23	(A)
	16-26	(A)
1918-19	32-34	(H)
	21-30	(A)
1921-22	25-24	(A)
	21-13	(H)
1922-23	21-15	(A)
	14-17	(H)
1923-24	27-14	(H)
	23-26	(A)
1924-25	23-11	(A)
	32-20	(H)
1925-26	26-41	(A)
	21-28	(H)
1926-27	23-34	(H)
	26-24	(A)
1927-28	24-29	(H)
	22-28	(A)
1928-29	21-30	(A)
	62-45	(H)
1929-30	41-39	(A)
	42-46	(H)
1930-31	37-31	(A)
	30-32	(H)
1931-32	20-32	(A)
	32-26	(H)
1932-33	31-25	(H)
	30-36	(A)
1933-34	24-25	(A)
	38-31	(H)
1934-35	41-47	(A)
	28-21	(H)
1935-36	43-30	(H)
	40-32	(A)
1936-37	41-38	(A)
	40-37	(H)
1937-38	46-32	(H)
	29-41	(A)
1938-39	38-43	(A)
	42-34	(H)
1939-40	25-32	(A)
	61-28	(H)

Year	NU-KSU	Site
1940-41	33-23	(H)
	32-35	(A)
1941-42	44-38	(H)
	35-38	(A)
1942-43	41-32	(A)
	(OT) 50-47	(H)
1943-44	54-47	(H)
	37-40	(A)
1944-45	46-49	(KC)
	48-70	(A)
	47-55	(H)
1945-46	62-47	(KC)
	44-37	(H)
	49-54	(A)
1946-47	54-63	(A)
	54-50	(H)
1947-48	45-64	(H)
	49-56	(A)
1948-49	34-48	(KC)
	70-48	(H)
	28-53	(A)
1949-50(OT)	65-63	(H)
	60-63	(A)
1950-51	53-72	(KC)
	50-79	(H)
	48-74	(A)
1951-52	67-87	(KC)
	36-71	(A)
	60-75	(H)
1952-53	80-67	(H)
	80-108	(A)
1953-54	78-74	(KC)
	88-75	(H)
	70-91	(A)
1954-55	69-59	(H)
	62-79	(A)
1955-56	51-79	(KC)
	56-66	(H)
	50-73	(A)
1956-57	53-89	(A)
	56-81	(H)
1957-58	57-88	(KC)
	59-74	(A)
	55-48	(H)
1958-59	43-50	(H)
	51-76	(A)
1959-60	63-71	(KC)
	70-60	(H)
	74-83	(A)
1960-61	67-77	(H)
	56-75	(A)
1961-62	48-60	(KC)
	53-72	(A)
	60-84	(H)
1962-63	53-66	(A)

Year	NU-KSU	Site
	60-72	(H)
1963-64	78-100	(KC)
	(OT) 66-73	(H)
	48-50	(A)
1964-65	62-57	(A)
	67-79	(H)
1965-66	82-71	(A)
	79-69	(H)
1966-67	81-98	(KC)
	67-59	(A)
	79-71	(H)
1967-68	66-62	(KC)
	62-78	(A)
	92-68	(H)
1968-69	72-95	(A)
	88-71	(H)
1969-70	64-71	(H)
	62-79	(A)
1970-71	69-70	(A)
	87-71	(H)
1971-72	61-60	(H)
	(OT) 76-81	(A)
1972-73	55-82	(H)
	70-97	(A)
1973-74	47-68	(KC)
	65-73	(H)
	58-54	(A)
1974-75	63-80	(KC)
	74-61	(H)
	64-65	(A)
1975-76	65-59	(A)
	53-65	(H)
1976-77	52-57	(H)
	62-67	(A)
1977-78	60-69	(KC)
	77-63	(A)
	63-50	(H)
1978-79	55-53	(H)
	46-58	(A)
	(2OT) *60-61	(A)
1979-80(2OT)	64-66	(A)
	70-58	(H)
	*59-60	(A)
1980-81	59-49	(H)
	49-66	(A)
1981-82	64-75	(H)
	50-67	(A)
1982-83	59-43	(H)
	56-45	(A)
1983-84	47-46	(A)
	63-56	(H)
	*39-41	(H)
1984-85	75-63	(H)
	62-68	(A)
1985-86	**54-64	(H)
	64-60	(A)
1986-87	82-114	(A)
	78-76	(H)
	*45-47	(KC)
1987-88	63-65	(A)
	67-77	(H)
	*70-75	(KC)

Year	NU-KSU	Site
1988-89	68-80	(H)
	66-80	(A)
1989-90	74-71	(H)
	57-80	(A)
1990-91	74-69	(A)
	85-78	(H)
1991-92	66-70	(A)
	91-62	(H)
1992-93	64-66	(H)
	80-59	(A)
	*45-47	(KC)
1993-94	76-68	(A)
	86-77	(H)

*Phillips 66 Big Eight Tournament.
 **Kansas State forfeit.

GAME #18/24 □ KANSAS JAYHAWKS

8:30 P.M. □ ESPN □ MONDAY, JANUARY 23, 1995 □ ALLEN FIELDHOUSE (15,800) □ LAWRENCE, KAN.

8:05 P.M. □ CSM/ESPN2 □ TUESDAY, FEBRUARY 14, 1995 □ DEVANEY SPORTS CENTER (14,302) □ LINCOLN, NEB.

GENERAL INFORMATION

Location: Lawrence, Kan.

Enrollment: 29,160

Founded: 1866

Nickname: Jayhawks

Colors: Crimson and Blue

Conference: Big Eight

Home Arena: Allen Fieldhouse (15,800)

Interim Chancellor: Dr. Del Shankel

Athletic Director: Dr. Bob Frederick



Roy Williams
Head Coach



Greg Ostertag
Center

COACHING STAFF

Head Coach: Roy Williams (North Carolina, 1972)

Career Record: 159-45 in six years

Record at KU: 159-45 in six years

Williams vs. NU: 7-6

Basketball Office Phone: 913-864-3056

Best time to reach Williams: weekday mornings

Assistant Coaches: Steve Robinson (Radford, 1981); Matt Doherty (North Carolina, 1984); Joe Holladay (Oklahoma, 1969)

Basketball Trainer: Mark Cairns

JAYHAWK OUTLOOK

1993-94 Record: 27-8, 9-5 in Big Eight, third, NCAA Tournament

Final 1994 National Ranking: 13th AP/12th CNN/USA Today

1994 Postseason Tournament: NCAA, lost in third round

Lettermen Returning/Lost: 8/4

Starter Returning: 2, C Greg Ostertag, G Jacque Vaughn

<u>Top Returnees</u>	<u>Pos.</u>	<u>Ht.</u>	<u>Wt.</u>	<u>Yr.</u>	<u>Pts.</u>	<u>Reb.</u>
Greg Ostertag	C	7-1	279	Sr.	10.3	8.8
Jacque Vaughn	G	6-0	185	So.	7.8	2.5
Sean Pearson	F	6-5	215	Jr.	7.6	2.8
Scott Pollard	C/F	6-11	247	So.	7.5	4.9

<u>Top Newcomers</u>	<u>Pos.</u>	<u>Ht.</u>	<u>Wt.</u>	<u>Yr.</u>	<u>Pts.</u>	<u>Reb.</u>
Raef LaFrentz	F/C	6-11	245	Fr.	34.5	16.3
Billy Thomas	G/F	6-4	195	Fr.	28.0	12.0
Jerod Haase	G	6-3	190	So.	7.1	1.6

<u>Key Losses</u>	<u>Pos.</u>	<u>Ht.</u>	<u>Wt.</u>	<u>Pts.</u>	<u>Reb.</u>
Steve Woodberry	G	6-4	190	15.5	4.3
Richard Scott	F	6-6	235	13.7	5.2
Patrick Richey	F	6-8	200	6.8	4.4

SCHEDULE

November: 10-Australia Victorian All-Stars (exh.); 17-Marathon Oil (exh.); 26-San Diego.

December: 3-John Wooden Classic, at Anaheim, Calif. (Massachusetts); 5-Coppin State; 7-Florida; 10-at North Carolina State; 17-at Indiana; 20-Santa Clara; 22-Rice; 31-Fort Hays State.

January: 3-East Tennessee State; 7-at Southern Methodist; 9-at Missouri; 14-at Iowa State; 18-Kansas State; 21-at Colorado; 23-Nebraska; 28-Power Bar Shootout, at Kansas City, Mo. (Connecticut); 31-Colorado.

February: 4-Iowa State; 6-at Oklahoma State; 11-Oklahoma; 14-Nebraska; 18-at Kansas State; 20-at Oklahoma; 25-Missouri.

March: 5-Oklahoma State; 10-12-Phillips 66 Big Eight Tourna-

SPORTS INFORMATION

SID Contact: Dean Buchan

Office Phone: 913-864-3417

Home Phone: 913-491-4041

SID FAX Number: 913-864-7944

Press Row Phone: 913-864-3417

Mailing Address: Sports Information Office, Room 202, Allen Fieldhouse, Lawrence, KS 66045

KEY MEDIA CONTACTS

LOCAL BEAT WRITER

Gary Bedore, Lawrence Journal-World,
619 New Hampshire, Lawrence, KS 66044

RADIO NETWORK

Play-by-Play Announcer: Bob Davis

Color: Max Falkenstein

Flagship Station/Address: KMBZ, 4935 Belinder, Shawnee Mission, KS 66205

Phone: 913-677-8964

HUSKER-JAYHAWK NOTES

✓ Nebraska has won five of the last seven meetings between the teams, including four straight in Lincoln.

✓ Nebraska handed Kansas its worst loss ever, 48-8, in the first-ever meeting between the schools, March 2, 1900. Kansas turned the trick on Nebraska during the 1957-58 season, handing the Cornhuskers their worst loss ever, 102-46, at Lawrence.

✓ The first meeting between the teams was the first for either school against a present-day NCAA Division I opponent and was also the first matching present-day Big Eight institutions.

✓ Nebraska recorded one of the greatest turnarounds in NCAA history by handing the top-ranked Jayhawks and Wilt Chamberlain a 43-41 loss in Lincoln, Feb. 22, 1958.

Most Consecutive wins (year ended): Nebraska eight (1912-13); Kansas 12, twice (1944-45, 1954-55)

Most Points scored: NU 99, at Lincoln, Feb. 19, 1972; KU, 110, at Lawrence, Feb. 26, 1966

Highest combined score: 191, KU 98, NU 93, at Lincoln, Jan. 8, 1990

Biggest winning margin: NU 40, at Lincoln, March 2, 1900 (48-8); KU 56, at Lawrence, Feb. 8, 1958 (102-46)

Individual scoring high: Nebraska 38, Tom Russell, at Lincoln, 1962; Feb. 21, Kansas 46, Wilt Chamberlain, at Lawrence, Feb. 8, 1958

THE KANSAS SERIES: KANSAS 135, NEBRASKA 68

In Lincoln: Kansas leads, 48-41
 At Devaney Sports Center: Nebraska leads, 13-4
 In Lawrence: Kansas leads, 71-22
 Allen Fieldhouse: Kansas leads, 34-6
 In Kansas City: Kansas leads, 14-4
 At Kemper Arena: Kansas leads, 2-1
 In Manhattan: Kansas leads, 1-0
 In Phillips 66 Big Eight Tournament: Kansas leads, 2-1

Year	NU-KU	Site	Year	NU-KU	Site	Year	NU-KU	Site
1899-1900	48-8	(H)		37-31	(A)		66-62	(H)
1901-02	35-29	(A)	1929-30	20-27	(A)		66-55	(A)
1902-03	23-19	(H)		35-36	(H)	1955-56	56-80	(A)
1905-06	17-37	(H)	1930-31 (OT)	31-30	(A)		56-60	(H)
1906-07	32-19	(A)		29-34	(H)	1956-57	54-69	(H)
1907-08	20-17	(A)	1931-32	31-34	(H)		60-87	(A)
	23-21	(A)		19-51	(A)	1957-58	46-102	(A)
	26-28	(H)	1932-33	29-32	(A)		43-41	(H)
	25-28	(H)		20-34	(H)	1958-59	55-63	(H)
1908-09	13-48	(A)	1933-34	24-21	(H)		50-66	(A)
	17-36	(A)		24-25	(A)	1959-60	47-60	(H)
	13-18	(H)	1934-35	21-32	(A)		74-79	(A)
	22-28	(KC)		24-32	(H)	1960-61	53-78	(KC)
	15-24	(KC)	1935-36	23-45	(A)		33-38	(H)
	32-29	(KC)		36-43	(H)	1961-62	69-68	(A)
1909-10	17-33	(A)	1936-37	22-27	(A)		68-69	(KC)
	16-40	(A)		37-32	(H)		69-67	(A)
	20-40	(H)	1937-38	33-48	(A)	1962-63	70-73	(H)
	13-40	(H)		47-50	(H)		53-72	(A)
1910-11	15-11	(A)	1938-39	48-37	(H)		39-45	(H)
	12-37	(A)		46-49	(A)	1963-64	48-74	(A)
	38-26	(H)	1939-40	24-40	(A)		55-64	(H)
	34-24	(H)		41-48	(H)	1964-65	56-66	(H)
1911-12	30-26	(A)	1940-41	38-44	(A)		62-71	(A)
	30-27	(A)		53-55	(H)	1965-66	61-71	(KC)
	49-21	(H)	1941-42	32-51	(H)		83-75	(H)
	29-28	(H)		30-58	(A)		73-110	(A)
1912-13	40-26	(H)	1942-43	24-56	(H)	1966-67	58-84	(A)
	18-16	(A)		33-52	(A)		57-64	(H)
	*24-30	(N)	1943-44	27-51	(A)	1967-68	60-71	(A)
1914-15	17-45	(A)		47-56	(H)		76-69	(H)
	23-30	(A)	1944-45	33-48	(A)	1968-69	56-82	(KC)
1915-16	34-33	(H)		59-45	(H)		52-56	(H)
	40-27	(H)	1945-46	45-56	(H)		73-79	(A)
1916-17	21-19	(A)		30-72	(A)	1969-70	78-73	(KC)
	10-30	(A)	1946-47	48-46	(H)		84-73	(H)
1917-18	24-23	(H)		37-69	(A)		87-100	(A)
	25-31	(H)	1947-48 (OT)	60-64	(KC)	1970-71	52-72	(KC)
1918-19	17-31	(A)		61-57	(A)		67-81	(H)
	29-24	(A)	1948-49	52-34	(H)		54-59	(A)
1921-22	15-25	(H)		70-64	(H)	1971-72 (OT)	55-57	(A)
	18-41	(A)	1949-50	49-39	(A)		99-78	(H)
1922-23	20-30	(A)		57-56	(H)	1972-73	74-72	(KC)
	15-36	(H)	1950-51	36-49	(A)		59-46	(A)
1923-24	18-19	(A)		47-63	(KC)		62-59	(H)
	10-13	(H)	1951-52	41-66	(A)	1973-74	66-75	(KC)
1924-25	20-25	(H)		52-61	(H)		64-79	(A)
	20-28	(A)	1951-52	66-69	(H)		46-51	(H)
1925-26	14-25	(H)		52-90	(A)	1974-75	62-63	(KC)
	17-30	(A)	1952-53	66-73	(KC)		44-72	(A)
1926-27	27-24	(A)		59-65	(H)		(2OT)77-79	(H)
	25-34	(H)	1949-50	57-56	(H)	1975-76	66-69	(KC)
1927-28	27-33	(A)		36-49	(A)		57-54	(H)
	32-28	(H)	1950-51	41-66	(A)		62-58	(A)
1928-29	30-29	(H)	1951-52	52-61	(H)	1976-77	60-57	(H)
				66-69	(KC)		66-74	(A)
							**58-61	(A)
						1977-78	62-58	(H)
							70-75	(A)
						1978-79 (OT)	66-64	(H)
							59-66	(A)
						1979-80	64-57	(H)
							61-56	(A)

*at Manhattan, Kan.
 **Phillips 66 Big Eight
 Tournament.

GAME #19/21 □ OKLAHOMA SOONERS

2:50 P.M. □ CSM □ SATURDAY, JANUARY 28, 1995 □ LLOYD NOBLE CENTER (11,100) □ NORMAN, OKLA.
12:30 P.M. □ ABC-TV □ SUNDAY, FEBRUARY 5, 1995 □ DEVANEY SPORTS CENTER (14,302) □ LINCOLN, NEB.

GENERAL INFORMATION

Location: Norman, Okla.

Enrollment: 24,000

Founded: 1890

Nickname: Sooners

Colors: Crimson and Cream

Conference: Big Eight

Home Arena: Lloyd Noble Center (11,100)

Chancellor: Dr. David Boren

Athletic Director: Donnie Duncan



COACHING STAFF

Head Coach: Kelvin Sampson (Pembroke State, 1978)

Career Record: 176-148 in 11 years

Record at OU: 0-0 in first year

Sampson vs. NU: 0-0

Basketball Office Phone: 405-325-4732

Best time to reach Sampson: weekday mornings

Assistant Coaches: Jason Rabedeaux (UC-Davis, 1988); Ray Lopes (College of Idaho, 1988); Bobby Champagne (South Alabama, 1990)

Basketball Trainer: Alex Brown

SOONER OUTLOOK

1993-94 Record: 15-13, 6-8 in Big Eight, fifth, NIT

Final 1994 National Ranking: None

1994 Postseason Tournament: Lost in first round of NIT

Lettermen Returning/Lost: 7/3

Starters Returning: 2, F Ryan Minor, G John Ontjes

Top Returnees	Pos.	Ht.	Wt.	Yr.	Pts.	Reb.
Ryan Minor	F	6-7	220	Jr.	16.2	7.4
Calvin Curry	G/F	6-7	210	Sr.	14.5	5.1
John Ontjes	G	6-0	180	Sr.	9.7	3.3

Top Newcomers	Pos.	Ht.	Wt.	Yr.	Pts.	Reb.
Prince Fowler	G	5-11	180	Fr.	39.5	6.0
Maurice MCCree	G/F	6-7	210	Fr.	23.2	11.0
Antonio Bobo	F	6-8	240	Fr.	22.0	19.0

Key Losses	Pos.	Ht.	Wt.	Pts.	Reb.
Jeff Webster	F	6-9	225	23.7	7.8
Ken Conley	C	6-8	227	11.0	5.8

SCHEDULE

November: 10-Conoco Oil (exh.); 19-Polish National Team (exh.); 26-Coppin State; 30-California-Irvine.

December: 3-Northeast Louisiana; 6-at Southern Methodist; 10-Nicholls State; 17-Jackson State; 19-Mount St. Mary's; 27-30-Kraft Rainbow Classic, at Honolulu (Iowa, Duke, Hawaii, Boston U., Georgia Tech, Cincinnati, Arkansas).

January: 3-at Baylor; 6-7 All College Tournament, at Oklahoma City (Alabama State, Tulsa, Texas Christian); 14-Colorado; 16-at Oklahoma State; 21-Texas; 25-at Kansas State; 28-Nebraska.

February: 1-Iowa State; 5-at Nebraska; 8-Kansas State; 11-at Kansas; 15-at Colorado; 18-Missouri; 20-Kansas; 25-Oklahoma State

March: 1-at Iowa State; 4-at Missouri; 10-12-Phillips 66 Big Eight Tournament, at Kansas City, Mo.



Kelvin Sampson
Head Coach



Ryan Minor
Forward

SPORTS INFORMATION

SID Contact: Mike Prusinski

Office Phone: 405-325-8231

Home Phone: 405-321-1825

SID FAX Number: 405-325-7623

Press Row Phone: 405-325-1024

Mailing Address: Sports Information Office, Room 235, 180 West Brooks Avenue, Norman, OK 73019

KEY MEDIA CONTACTS

LOCAL BEAT WRITER

Bob Hersom, Daily Oklahoman,
Box 25125, Oklahoma City, OK 73125

RADIO NETWORK

Play-by-Play Announcer: Bob Barry, Sr.

Color: Mark Mathew

Flagship Station/Address: Sooner Network, Box 6000, Norman, OK 73153

Phone: 405-794-4000

HUSKER-SOONER NOTES

✓ Nebraska began its run to the 1994 Phillips 66 Big Eight Tournament title with a 105-88 opening-round victory over OU. NU's Eric Piatkowski had a school- and tourney-record 42 points.

✓ Nebraska and Oklahoma combined for 230 points in a 133-97 Oklahoma victory at Norman during the 1986-87 season, a game that ranks as the highest scoring contest in Big Eight history.

✓ Nebraska won one of the most dramatic games in Phillips 66 Big Eight Tournament history with its 117-113 come-from-behind overtime win over the Sooners in 1990-91.

✓ Nebraska beat Oklahoma, 57-56, in a 1950 playoff game to determine the Big Seven representative to the NCAA playoffs.

Most consecutive wins (year ended): Nebraska nine (1970-71); Oklahoma 11 (1946-47)

Most points scored: Nebraska 117, at Kansas City, Mo., March 8, 1991 (OT); Oklahoma 133, at Norman, Feb. 21, 1987

Highest combined score: 230, Oklahoma 133, Nebraska 97, at Norman, Feb. 21, 1987; Nebraska 117, Oklahoma 113, at Kansas City, Mo., March 8, 1991 (OT)

Biggest winning margin: Nebraska 27, at Lincoln, Feb. 24, 1936 (55-28); Oklahoma 41, at Norman, Jan. 31, 1990 (105-64)

Individual scoring high: Nebraska 42, Eric Piatkowski, at Kansas City, Mo., March 11, 1994; Oklahoma, 38, Gerald Tucker, at Norman, Feb. 17, 1947

THE OKLAHOMA SERIES: OKLAHOMA 91, NEBRASKA 75

In Lincoln: Nebraska leads, 42-34
 At Devaney Sports Center: Oklahoma leads, 10-9
 In Norman: Oklahoma leads, 52-19
 At Lloyd Noble Center: Oklahoma leads, 16-3
 In Kansas City: Nebraska leads, 14-5
 At Kemper Arena: Nebraska leads, 7-2
 In Phillips 66 Big Eight Tournament: Nebraska leads, 3-2

Year	NU-OU	Site
1920-21	34-20	(H)
	32-21	(H)
1921-22	21-29	(A)
	39-34	(H)
1922-23	25-19	(H)
	25-31	(A)
1923-24	35-21	(H)
	20-32	(H)
1924-25	23-18	(A)
	31-17	(H)
1926-27	37-29	(A)
	36-26	(H)
1927-28	36-38	(H)
	28-43	(A)
1928-29	20-29	(A)
	34-39	(H)
1929-30	35-30	(H)
	47-37	(A)
1930-31	36-30	(A)
	41-30	(H)
1931-32	34-37	(H)
	32-46	(A)
1932-33	35-39	(A)
	27-38	(H)
1933-34	36-44	(H)
	23-53	(A)
1934-35	32-38	(A)
	32-24	(H)
1935-36	40-33	(A)
	55-28	(H)
1936-37	31-34	(H)
	33-29	(A)
1937-38	48-50	(A)
	52-42	(H)
1938-39	39-56	(A)
	45-53	(H)
1939-40	41-56	(H)
	28-45	(A)
1940-41	29-40	(H)
	43-42	(A)
1941-42	29-37	(A)
	41-46	(H)
1942-43	32-56	(H)
	48-65	(A)
1943-44	35-45	(A)
	32-43	(H)
1944-45	37-44	(H)
	45-48	(A)
1945-46	48-70	(A)
	44-51	(H)
1946-47	52-63	(KC)
	44-41	(H)
	49-63	(A)
1947-48	57-79	(A)
	74-81	(H)

Year	NU-OU	Site
1948-49	45-47	(A)
	49-56	(H)
	*57-56	(KC)
1949-50	57-55	(A)
	48-64	(H)
1950-51	49-72	(A)
	46-44	(H)
1951-52	67-66	(H)
	59-65	(A)
1952-53	59-53	(A)
	70-78	(H)
1953-54	70-86	(KC)
	76-72	(H)
	68-76	(A)
1954-55	75-67	(H)
	76-78	(A)
1955-56	(OT)68-61	(A)
	(OT)64-63	(H)
1956-57	53-55	(A)
	64-55	(H)
1957-58	57-54	(H)
	39-66	(A)
1958-59	60-43	(KC)
	48-54	(A)
	54-65	(H)
1959-60	54-63	(A)
	49-50	(H)
1960-61	58-69	(A)
	83-61	(H)
1961-62	57-56	(H)
	71-69	(A)
1962-63	93-86	(KC)
	77-84	(A)
	75-77	(H)
1963-64	66-75	(KC)
	76-69	(H)
	76-82	(A)
1964-65	82-89	(A)
	67-63	(H)
1965-66	92-79	(KC)
	86-78	(H)
	85-81	(A)
1966-67	87-99	(A)
	97-78	(H)
1967-68	75-65	(KC)
	110-90	(H)
	89-83	(A)
1968-69	70-47	(KC)
	90-83	(H)
	70-64	(A)
1969-70	70-60	(A)
	79-66	(H)
1970-71	67-79	(A)
	56-65	(H)
1971-72	84-68	(KC)

Year	NU-OU	Site
	77-70	(H)
	70-72	(A)
1972-73	74-67	(H)
	59-67	(A)
1973-74	63-58	(H)
	68-85	(A)
1974-75	75-64	(KC)
	68-61	(A)
	(OT)57-65	(H)
1975-76	75-53	(KC)
	68-67	(H)
	60-65	(A)
1976-77	66-56	(KC)
	58-65	(H)
	62-72	(A)
1977-78	75-68	(KC)
	78-64	(A)
	68-74	(H)
1978-79	69-53	(KC)
	74-56	(H)
	58-79	(A)
1979-80	59-58	(H)
	60-78	(A)
	**75-68	(H)
1980-81	71-59	(A)
	90-63	(H)
1981-82	48-51	(A)
	65-51	(H)
1982-83	60-59	(H)
	71-84	(A)
1983-84	67-78	(H)
	70-79	(A)
1984-85	74-83	(A)
	62-65	(H)
1985-86	60-87	(A)
	66-64	(H)
1986-87	66-80	(H)
	97-133	(A)
1987-88	77-92	(H)
	93-113	(A)
1988-89	81-89	(H)
	76-103	(A)
1989-90	64-105	(A)
	66-88	(H)
	**65-78	(KC)
1990-91	111-99	(A)
	105-93	(H)
	(OT)**117-113	(KC)
1991-92	76-79	(H)
	97-106	(A)
	**85-107	(KC)
1992-93	89-102	(A)
	94-83	(H)
1993-94	76-79	(H)
	(OT)111-115	(A)
	**105-88	(KC)

*Big Seven Playoff,
 at Kansas City, Mo.
 **Phillips 66 Big Eight
 Tournament.

GAME #20/25 □ OKLAHOMA STATE COWBOYS

8:05 P.M. □ CSM □ WEDNESDAY, FEBRUARY 1, 1995 □ DEVANEY SPORTS CENTER (14,302) □ LINCOLN, NEB.
2:50 P.M. □ CSM □ SATURDAY, FEBRUARY 18, 1995 □ GALLAGHER-IBA ARENA (6,381) □ STILLWATER, OKLA.

GENERAL INFORMATION

Location: Stillwater, Okla.
Enrollment: 18,500
Founded: 1890
Nickname: Cowboys
Colors: Orange and Black
Conference: Big Eight
Home Arena: Gallagher-Iba Arena (6,381)
President: Dr. James Halligan
Interim Athletic Director: Dave Martin



Eddie Sutton
Head Coach



Bryant Reeves
Center

COACHING STAFF

Head Coach: Eddie Sutton (Oklahoma State, 1958)
Career Record: 526-199 in 24 years
Record at OSU: 96-35 in four years
Sutton vs. NU: 9-4
Basketball Office Phone: 405-744-5845
Best time to reach Sutton: mornings
Assistant Coaches: Paul Graham (North Texas, 1974), Sean Sutton (Oklahoma State, 1992), Randall Dickey (Ouachita Baptist, 1983)
Basketball Trainer: Steve York

COWBOY OUTLOOK

1993-94 Record: 24-10, 10-4 in Big Eight, second
Final 1994 National Ranking: 19th AP/CNN/USA Today
1994 Postseason Tournament: Lost in second round of NCAA Tournament
Lettermen Returning/Lost: 7/4
Starters Returning: 3, C Bryant Reeves, G Randy Rutherford, F/G Chianti Roberts

<u>Top Returnees</u>	<u>Pos.</u>	<u>Ht.</u>	<u>Wt.</u>	<u>Yr.</u>	<u>Pts.</u>	<u>Reb.</u>
Bryant Reeves	C	7-0	290	Sr.	21.0	9.7
Randy Rutherford	G	6-3	185	Sr.	13.1	4.7
Chianti Roberts	F/G	6-5	222	So.	4.7	3.0

<u>Top Newcomers</u>	<u>Pos.</u>	<u>Ht.</u>	<u>Wt.</u>	<u>Yr.</u>	<u>Pts.</u>	<u>Reb.</u>
John Nelson	C	6-11	259	Fr.	21.9	12.2
Andre Owens	G	5-11	180	Jr.	11.8	4.1

<u>Key Losses</u>	<u>Pos.</u>	<u>Ht.</u>	<u>Wt.</u>	<u>Pts.</u>	<u>Reb.</u>
Brooks Thompson	G	6-4	195	16.9	4.0
Fred Burley	F	6-6	215	11.1	4.8

SCHEDULE

November: 16-Spirit Express (exh.); 19-Samara (exh.); 23-26-Great Alaska Shootout, at Anchorage (BYU, Alaska-Anchorage, Villanova, Jackson State, Louisville, Arizona, Minnesota); 30-Southern Methodist.

December: 2-3-Appalachian State/Texas A&M (at Tulsa, Okla.); 7-Tulsa; 10-Northwest Missouri State; 17-Texas-Pan American; 20-Louisiana State; 22-at Arizona State; 28-at Providence.

January: 2-Alaska-Anchorage; 7-at Kansas State; 11-at Oral Roberts; 14-at Michigan State; 16-Oklahoma; 22-Missouri; 28-at Colorado.

February: 1-at Nebraska; 4-Colorado; 6-Kansas; 11-at Missouri; 15-at Iowa State; 18-Nebraska; 22-Kansas State; 25-at Oklahoma; 27-Iowa State.

March: 5-at Kansas; 10-12-Phillips 66 Big Eight Tournament, at Kansas City, Mo.

SPORTS INFORMATION

SID Contact: Mike Strauss
Office Phone: 405-744-5749
Home Phone: 405-372-5872
SID FAX Phone: 405-744-7754
Press Row Phone: 405-744-5757
Mailing Address: 202 Gallagher-Iba Arena, Stillwater, Okla., 74078

KEY MEDIA CONTACTS

LOCAL BEAT WRITER

Berry Tramel, Daily Oklahoman
P.O. Box 25125, Oklahoma City, OK 73125

RADIO NETWORK

Play-by-Play Announcer: Bill Teegins
Color: Tom Dirato
Flagship Station/Address: KSPI/P.O. Box 2288, Stillwater, OK 74076

HUSKER-COWBOY NOTES

✓ Nebraska held 51-29 series advantage after sweeping the 1986-87 season series, but Oklahoma State has won 11 of last 15 meetings to pull within 55-40.

✓ Huskers dropped 52-32 decision to Cowboys in 1949 NCAA District Playoff game at Kansas City, Mo. That game was NU's first-ever postseason tournament game.

✓ Former Husker Head Coach Moe Iba is the son of the late Henry P. Iba.

✓ Nebraska beat Oklahoma State, 77-68, to claim the 1994 Phillips 66 Big Eight Tournament title.

Most consecutive wins: Nebraska 8 (1968-69); Oklahoma State 5 (1958-59)

Most points scored: Nebraska 89, at Lincoln, March 2, 1994; Oklahoma State 103, at Lincoln, Feb. 14, 1990

Highest combined score: 187, Oklahoma State 103, Nebraska 84, at Lincoln, Feb. 14, 1990

Biggest winning margin: Nebraska 21 twice, March 7, 1966 (85-64), Jan. 30, 1971 (80-59); Oklahoma State 39, at Stillwater, Jan. 9, 1965 (93-54)

Individual scoring high: Nebraska 34, Chuck Jura, at Stillwater, Jan. 26, 1972; Oklahoma State 35, Byron Houston, at Lincoln, Feb. 14, 1990

THE OKLAHOMA STATE SERIES: NEBRASKA 55, OKLAHOMA STATE 40

In Lincoln: Nebraska leads, 31-9
 At Devaney Sports Center: Nebraska leads, 16-4
 In Stillwater: Oklahoma State leads, 26-12
 At Gallagher-Iba Arena: Oklahoma State leads, 24-12
 In Kansas City: Nebraska leads, 12-5
 At Kemper Arena: Nebraska leads, 4-0
 In the Phillips 66 Big Eight Tournament: Nebraska leads, 4-0

Year	NU-OSU	Site	Year	NU-OSU	Site
1926-27	24-27	(A)		60-62	(A)
	35-25	(H)	1977-78	70-58	(KC)
1927-28	21-32	(H)		63-57	(H)
	43-47	(A)		67-56	(A)
1935-36	19-36	(KC)		*71-63	(H)
1947-48	46-47	(KC)	1978-79	57-66	(A)
1948-49	35-52	(KC)		76-67	(H)
1958-59	55-48	(KC)	1979-80 (OT)	74-73	(H)
	47-44	(H)		68-83	(A)
	39-54	(A)	1980-81	70-81	(A)
1959-60	47-52	(A)		62-54	(H)
	54-47	(H)	1981-82	50-52	(A)
1960-61	70-61	(KC)		75-63	(H)
	47-55	(A)		*60-49	(H)
	61-65	(H)	1982-83(2OT)	63-71	(A)
1961-62	52-51	(KC)		77-68	(H)
	57-56	(H)	1983-84 (OT)	54-52	(H)
	64-65	(A)		67-64	(A)
1962-63	41-51	(A)	1984-85	66-68	(A)
	49-48	(H)		66-48	(H)
1963-64	54-53	(H)	1985-86	62-61	(A)
	45-81	(A)		68-52	(H)
1964-65	61-74	(KC)		*82-75	(KC)
	54-93	(A)	1986-87	73-66	(H)
	53-55	(H)	(OT)	79-77	(A)
1965-66 (OT)	45-41	(A)	1987-88	56-72	(H)
	85-64	(H)		73-90	(A)
1966-67	73-64	(KC)	1988-89	69-82	(A)
	67-57	(A)		79-77	(H)
	88-71	(H)	1989-90	71-84	(A)
1967-68	48-46	(KC)		84-103	(H)
	63-62	(A)	1990-91	68-81	(H)
	82-73	(H)		69-80	(A)
1968-69	52-76	(H)	1991-92	85-69	(H)
	63-72	(A)		51-72	(A)
1969-70	58-81	(A)	1992-93	73-78	(A)
	61-55	(H)		63-73	(H)
1970-71	71-58	(KC)	1993-94	80-98	(A)
	80-59	(H)		89-81	(H)
	57-55	(A)		*77-68	(KC)
1971-72	64-56	(KC)	*Phillips 66 Big Eight Tournament.		
	73-59	(H)			
	64-63	(A)			
1972-73	73-75	(KC)			
	55-68	(H)			
	76-64	(A)			
1973-74	69-62	(KC)			
	66-79	(A)			
	71-63	(H)			
1974-75	73-58	(H)			
	59-58	(A)			
1975-76	56-49	(KC)			
	52-48	(A)			
	60-54	(H)			
1976-77	66-54	(H)			

GAME #22/27 □ COLORADO BUFFALOES

8:05 P.M. □ WEDNESDAY, FEBRUARY 8, 1995 □ COORS EVENTS CENTER (11,198) □ BOULDER, COLO.
 12:45 P.M. □ CSM □ SATURDAY, FEBRUARY 25, 1995 □ DEVANEY SPORTS CENTER (14,302) □ LINCOLN, NEB.

GENERAL INFORMATION

Location: Boulder, Colo.
Enrollment: 25,176
Founded: 1876
Nickname: Golden Buffaloes
Colors: Silver, Gold & Black
Conference: Big Eight
Home Arena: Coors Events Center (11,198)
President: Dr. Judith Albino
Athletic Director: Bill Marolt



COACHING STAFF

Head Coach: Joe Harrington (Maryland, 1968)
Career Record: 238-198 in 15 years
Record at CU: 52-63 in four years
Harrington vs. NU: 2-6
Basketball Office Phone: 303-492-6877
Best time to reach Harrington: early mornings
Assistant Coaches: Scott Sanderson (South Carolina, 1984), Ricardo Patton (Belmont College, 1980), David Moe (Texas Lutheran, 1986)
Basketball Trainer: Ed Lochrie

BUFFALO OUTLOOK

1993-94 Record: 10-17, 2-12 in Big Eight, eighth
Final 1994 National Ranking: None
1994 Postseason Tournament: None
Lettermen Returning/Lost: 7/3
Starters Returning: 4, G Donnie Boyce, F Ted Allen, F Fred Edmonds, G/F Sande Goltart

<u>Top Returnees</u>	<u>Pos.</u>	<u>Ht.</u>	<u>Wt.</u>	<u>Yr.</u>	<u>Pts.</u>	<u>Reb.</u>
Donnie Boyce	G	6-5	195	Sr.	22.4	6.7
Ted Allen	F/C	6-10	225	Sr.	8.7	5.7
Fred Edmonds	F	6-6	200	So.	7.0	3.9
Sande Goltart	G/F	6-6	190	Sr.	5.7	4.4

<u>Top Newcomers</u>	<u>Pos.</u>	<u>Ht.</u>	<u>Wt.</u>	<u>Yr.</u>	<u>Pts.</u>	<u>Reb.</u>
Ted Kritza	F	6-7	230	Fr.	25.0	14.0
Leroy Carter	G	6-4	205	Fr.	19.8	6.5
Howard Frier	G	6-3	185	Fr.	18.0	6.0

<u>Key Losses</u>	<u>Pos.</u>	<u>Ht.</u>	<u>Wt.</u>	<u>Pts.</u>	<u>Reb.</u>
Mark Dean	F	6-8	225	15.5	9.5
Dameon Page	G	6-5	195	7.3	1.1

SCHEDULE

November: 15-Canberra (exh.); 21-Marathon Oil (exh.); 29-Colorado State.

December: 2-3-Mile High Classic (Eastern Washington, Cornell, Hofstra); 6-at Wyoming; 17-Nevada; 20-at North Texas; 22-Montan State; 30-at Houston.

January: 2-Liberty; 7-Iowa State; 11-at Missouri-Kansas City; 14-at Oklahoma; 17-Texas-San Antonio; 21-Kansas; 26-at Missouri; 28-Oklahoma State; 31-at Kansas.

February: 4-at Oklahoma State; 8-Nebraska; 11-Kansas State; 15-Oklahoma; 18-at Iowa State; 22-Washington; 25-at Nebraska.

March: 1-Missouri; 4-at Kansas State; 10-12-Phillips 66 Big Eight Tournament, at Kansas City, Mo.



Joe Harrington
Head Coach



Donnie Boyce
Guard

SPORTS INFORMATION

SID Contact: Matt Finnigan
Office Phone: 303-492-5626
Home Phone: 303-439-9105
SID FAX Number: 303-492-3811
Press Row Phone: 303-492-5626
Mailing Address: University of Colorado Athletic Media Relations Office, Campus Box 357, Boulder, CO 80309-0357

KEY MEDIA CONTACTS

LOCAL BEAT WRITER

Craig Harper, Boulder Daily Camera
 P.O. Box 591, Boulder, CO 80306

RADIO NETWORK

Play-by-Play Announcer: Larry Zimmer
Color: Kent Groshong
Flagship Station/Address: KOA, P.O. Box 85, Denver, CO 80236
Phone: 303-892-4880

HUSKER-BUFFALO NOTES

✓ Nebraska has won 13 of the last 16 meetings between the teams to take a 57-56 series lead. Nebraska has won 12 straight from the Buffs in Lincoln.

✓ The Buffs' Chuck Gardner scored a series-record 42 points against the Huskers in Boulder on the final day of the 1965-66 season. The 95-88 Colorado win cost Nebraska a share of the Big Eight title that season. The Huskers' Tom Baack scored an NU team-high 29 points against CU that night.

✓ Colorado is Nebraska's second-oldest Big Eight rival, as the teams first met during the 1902-03 season in Boulder. The series, though, ranks as Nebraska's second-shortest among Big Eight teams at 113 games (NU has faced Oklahoma State 95 times).

Most consecutive wins (year ended): Nebraska eight (1949-50, first eight games of series); Colorado 11 (1964-65)

Most points scored: Nebraska 106, at Lincoln, Jan. 8, 1994; Colorado, 95, at Boulder, March 5, 1966

Highest combined score: 183, Colorado 95, Nebraska 88, at Boulder, March 5, 1966

Biggest winning margin: Nebraska 39, at Lincoln, Jan. 8, 1994 (106-67); Colorado 42, at Big Seven Tournament, Dec. 29, 1954 (89-47)

Individual scoring high: Nebraska 29, Tom Baack, at Boulder, March 5, 1966; Colorado, 42, Chuck Gardner, at Boulder, March 5, 1966

THE COLORADO SERIES: NEBRASKA 57, COLORADO 56

In Lincoln: Nebraska leads, 38-11
 At Devaney Sports Center: Nebraska leads, 16-3
 In Boulder: Colorado leads, 32-18
 At Coors Events Center: Nebraska leads, 9-6
 In Kansas City: Colorado leads, 13-1
 At Kemper Arena: Colorado leads, 2-0
 In Phillips 66 Big Eight Tournament: Colorado leads, 1-0

Year	NU-CU	Site
	76-67	(H)
1993-94	106-67	(H)
	81-86	(A)

*Phillips 66 Big Eight Tournament.

**Colorado forfeit.

Year	NU-CU	Site	Year	NU-CU	Site
1902-03	28-12	(A)		73-75	(A)
1919-20	27-16	(A)	1968-69	81-83	(A)
	24-17	(A)		79-65	(H)
1937-38	29-18	(H)	1969-70	60-72	(KC)
1947-48	59-55	(A)		60-58	(H)
	58-53	(H)		59-76	(A)
1948-49	45-43	(H)	1970-71	77-67	(KC)
	56-45	(A)		65-63	(A)
1949-50	57-67	(KC)		85-71	(H)
	59-72	(A)	1971-72	67-55	(H)
	59-49	(H)		57-67	(A)
1950-51	45-51	(A)	1972-73	59-67	(H)
	58-45	(H)		63-71	(A)
1951-52	63-68	(B)	1973-74	64-65	(A)
	63-61	(H)		65-42	(H)
	65-67	(A)	1974-75	85-59	(H)
1952-53	53-67	(KC)		61-62	(A)
	80-65	(A)	1975-76	66-64	(A)
	78-86	(H)		80-61	(H)
1953-54	67-75	(H)	1976-77	50-55	(KC)
	58-83	(A)		69-54	(H)
1954-55	47-89	(KC)		73-62	(A)
	84-77	(H)	1977-78	64-73	(A)
	66-77	(A)		86-75	(H)
1955-56	63-78	(A)	1978-79	61-74	(KC)
	50-77	(H)		61-64	(A)
1956-57	74-52	(H)		79-52	(H)
	56-60	(A)	1979-80	53-44	(A)
1957-58	50-41	(H)		55-56	(H)
	52-54	(A)	1980-81	59-62	(H)
1958-59	50-54	(KC)		57-56	(A)
	50-57	(A)		*66-70	(H)
	62-61	(H)	1981-82	74-57	(A)
1959-60	55-64	(KC)		74-57	(H)
	(OT) 57-62	(A)	1982-83	69-72	(A)
	54-58	(H)		68-56	(H)
1960-61	65-61	(H)	1983-84	57-60	(A)
	**51-66	(A)		75-67	(H)
1961-62	56-58	(H)	1984-85	85-67	(H)
	63-74	(A)		61-64	(A)
1962-63	47-59	(KC)	1985-86	77-60	(A)
	47-75	(H)		79-72	(H)
	51-80	(A)	1986-87	86-66	(H)
1963-64	58-80	(KC)		68-65	(A)
	52-60	(H)	1987-88	63-57	(A)
	73-89	(A)		75-67	(H)
1964-65	52-70	(KC)	1988-89	80-83	(A)
	52-62	(A)		97-59	(H)
	66-59	(H)	1989-90	91-82	(A)
1965-66	70-63	(H)		96-82	(H)
	88-95	(A)	1990-91	69-86	(A)
1966-67	66-73	(KC)		86-72	(H)
	84-80	(H)	1991-92	84-74	(A)
	57-64	(A)		84-70	(H)
1967-68	87-73	(H)	1992-93	82-67	(A)

GAME #23/29 □ IOWA STATE CYCLONES

12:45 P.M. □ CSM □ SATURDAY, FEBRUARY 11, 1995 □ HILTON COLISEUM (14,020) □ AMES, IOWA
 12:30 P.M. □ SUNDAY, MARCH 5, 1995 □ DEVANEY SPORTS CENTER (14,302) □ LINCOLN, NEB.

GENERAL INFORMATION

Location: Ames, Iowa
 Enrollment: 24,589
 Founded: 1858
 Nickname: Cyclones
 Colors: Cardinal & Gold
 Conference: Big Eight
 Home Arena: Hilton Coliseum (14,020)
 President: Dr. Martin Jischke
 Athletic Director: Eugene Smith



COACHING STAFF

Head Coach: Tim Floyd (Louisiana Tech, 1977)
 Career Record: 161-84 in eight years
 Record at ISU: 0-0 in first year
 Record vs. NU: 0-0
 Basketball Office Phone: 515-294-3372
 Best time to reach Floyd: weekdays, 9 a.m.-Noon
 Assistant Coaches: James Green (Mississippi, 1983), Gar Forman (Utah State, 1982)
 Basketball Trainer: Mark Coberley

CYCLONE OUTLOOK

1993-94 Record: 14-13, 4-10 Big Eight, tie-sixth
 Final 1994 National Ranking: None
 1994 Postseason Play: None
 Lettermen Returning/Lost: 13/3
 Starters Returning: 4, F Fred Hoiberg, F Julius Michalik, C Loren Meyer, G Derrick Hayes

Top Returnees	Pos.	Ht.	Wt.	Yr.	Pts.	Reb.
Loren Meyer	C	6-11	259	Sr.	22.3	9.5
Fred Hoiberg	F	6-4	203	Sr.	20.2	6.7
Julius Michalik	F	6-11	219	Sr.	20.0	5.7
Derrick Hayes	G	6-4	200	So.	7.3	2.3
Hurl Beechum	F	6-5	211	Sr.	6.7	2.3

Top Newcomers	Pos.	Ht.	Wt.	Yr.	Pts.	Reb.
Klay Edwards	F	6-7	190	Fr.	23.3	10.5
David Hickman	F	6-5	205	Jr.	11.5	6.6

Key Losses	Pos.	Ht.	Wt.	Pts.	Reb.
Marc Carlson	C	6-5	214	4.1	3.1
Donnell Bivens	F	6-4	191	3.8	2.1

SCHEDULE

November: 15-Marathon Oil (exh.); 20-Croatia (exh.); 25-27-Hawaii-Hilo Tournament, at Hilo, Hawaii (Illinois State, Virginia Commonwealth, Hawaii-Hilo, Northern Iowa, New Orleans, Purdue, Niagara); 30-Florida Institute of Technology.

December: 3-Wyoming; 6-Drake; 10-at Iowa; 18-Western Carolina; 22-North Florida; 27-Chicago State; 31-San Diego.

January: 3-Loyola-New Orleans; 7-at Colorado; 11-St. Louis; 14-Kansas; 18-at Creighton; 21-at Kansas State; 25-at Northern Iowa; 28-Kansas State; 30-Missouri.

February: 1-at Oklahoma; 4-at Kansas; 8-at Missouri; 11-Nebraska; 15-Oklahoma State; 18-Colorado; 27-at Oklahoma State.

March: 1-Oklahoma; 5-at Nebraska; 10-12-Phillips 66 Big Eight Tournament, at Kansas City, Mo.



Tim Floyd
Head Coach



Fred Hoiberg
Forward

SPORTS INFORMATION

SID Contact: Beth Haag
 Office Phone: 515-294-3372
 Home Phone: 515-296-2102
 SID FAX Number: 515-294-0558
 Press Row Phone: 515-294-6178
 Mailing Address: Sports Information Office, Olsen Building Annex, 1802 South Fourth, Ames, IA 50011

KEY MEDIA CONTACTS

LOCAL BEAT WRITER
 Jeff King, Ames Tribune,
 Box 317, Ames, IA 50010

RADIO NETWORK
 Play-by-Play Announcer: Pete Taylor
 Color: Eric Heft
 Flagship Station/Address: KIOA, Two Ruan Center, Suite 1000,
 601 Locust Street, Des Moines, IA 50309
 Phone: 515-245-3822

HUSKER-CYCLONE NOTES

✓ The Huskers have won seven of the last eight meetings between the teams, and four straight in Lincoln.

✓ Former Cyclone standout Eric Heft, who now serves as the color man on the school's radio broadcasts, dished out an ISU school-record 16 assists against NU during the 1973-74 season.

✓ Iowa State junior Fred Hoiberg is the grandson of late Husker cage coach Jerry Bush. Bush, who was known as the "Big Bear of the Coliseum," guided the Nebraska program from 1955-1963.

Most consecutive wins (year ended): Nebraska 16 (1914-15); Iowa State seven (1962-63)

Most points scored: Nebraska 97, at Lincoln, Jan. 12, 1991; Iowa State 114, at Ames, Jan. 20, 1988

Highest combined score: 198, Nebraska 102, Iowa State 96, at Lincoln, Feb. 12, 1994

Biggest winning margin: Nebraska 29, at Lincoln, Feb. 15, 1936 (49-20); Iowa State 38, at Ames, Jan. 20, 1988 (114-74)

Individual scoring high: Nebraska 32, Marvin Stewart, twice; Iowa State 39, Don Smith, at Lincoln, Jan. 5, 1968

THE IOWA STATE SERIES: NEBRASKA 119, IOWA STATE 80

In Lincoln: Nebraska leads, 71-23
 At Devaney Sports Center: Nebraska leads, 14-5
 In Ames: Iowa State leads, 50-43
 At Hilton Coliseum: Iowa State leads, 12-11
 In Kansas City: Iowa State leads, 7-5
 At Kemper Arena: Series tied, 1-1
 In Phillips 66 Big Eight Tournament: Tied, 1-1

Year	NU-ISU	Site	Year	NU-ISU	Site	Year	NU-ISU	Site
1908-09	42-20	(H)		33-37	(A)	1954-55	76-63	(H)
	40-21	(H)	1929-30	32-22	(A)		75-82	(A)
	16-22	(A)		52-50	(H)	1955-56 (OT)	69-71	(H)
	31-17	(A)	1930-31	31-19	(H)		74-94	(A)
1909-10	24-21	(H)		28-42	(A)	1956-57	69-89	(KC)
	29-26	(H)	1931-32	28-24	(A)		47-59	(A)
	23-34	(A)		32-33	(H)		67-58	(H)
	17-18	(A)	1932-33 (OT)	25-30	(H)	1957-58	51-61	(KC)
1910-11	41-20	(H)		43-16	(A)		52-57	(H)
	31-33	(H)	1933-34	37-31	(A)		63-78	(A)
	27-31	(A)		26-21	(H)	1958-59	52-49	(H)
	22-19	(A)	1934-35	32-31	(H)		56-59	(A)
1911-12	33-12	(H)		14-22	(A)	1959-60	53-57	(A)
	40-14	(H)	1935-36 (OT)	40-41	(A)		69-49	(H)
	31-21	(A)		49-20	(H)	1960-61	58-66	(H)
	31-12	(A)	1936-37	45-33	(H)		62-68	(A)
1912-13	29-12	(A)		48-31	(A)	1961-62	72-84	(A)
	16-10	(A)	1937-38	35-32	(A)		66-79	(H)
	28-8	(H)		50-23	(H)	1962-63	68-82	(KC)
	24-12	(H)	1938-39	51-44	(H)		69-83	(A)
1913-14	15-9	(A)		28-41	(A)	1963-64	55-52	(A)
	16-3	(A)	1939-40	44-28	(H)		57-55	(H)
	24-16	(H)		33-40	(A)	1964-65	62-69	(KC)
	41-13	(H)	1940-41	38-35	(A)		88-79	(H)
1914-15	3-15	(H)		41-36	(H)		69-65	(A)
	25-12	(H)	1941-42	33-39	(A)	1965-66	76-74	(A)
	24-12	(A)		39-31	(H)		81-70	(H)
	11-25	(A)	1942-43	38-50	(A)	1966-67	94-82	(H)
1915-16	35-21	(H)		51-36	(H)		76-65	(A)
	31-14	(H)	1943-44	24-56	(H)	1967-68	70-85	(A)
	23-14	(A)		35-58	(A)		(OT) 92-93	(H)
	29-17	(A)	1944-45	38-50	(H)	1968-69 (OT)	93-99	(A)
1916-17	7-19	(A)		45-47	(A)		(OT) 74-75	(H)
	17-24	(A)	1945-46	39-57	(A)	1969-70	74-66	(KC)
	22-24	(H)		45-57	(H)		70-72	(A)
	24-21	(H)	1946-47	54-51	(KC)		87-81	(H)
1920-21	30-38	(A)		44-61	(A)	1970-71	84-62	(H)
	32-23	(A)	1947-48	54-56	(H)		(OT) 69-67	(A)
	33-16	(H)		44-55	(A)	1971-72	76-71	(H)
	37-11	(H)	1948-49	62-57	(H)		67-76	(A)
1921-22	21-14	(A)		71-50	(H)	1972-73	64-75	(KC)
	7-26	(H)	1949-50 (OT)	85-67	(KC)		60-81	(A)
1922-23	21-15	(A)		64-46	(H)		76-82	(H)
	17-21	(H)		(OT) 56-54	(A)	1973-74(3OT)	91-88	(H)
1923-24	18-16	(A)	1950-51	51-49	(H)		58-76	(A)
	27-14	(H)		51-67	(A)	1974-75	75-62	(H)
1924-25	37-17	(H)	1951-52	66-76	(KC)		69-82	(A)
	28-13	(A)		72-78	(A)	1975-76	66-56	(A)
1925-26	18-13	(H)		75-53	(H)		82-66	(H)
	27-12	(A)	1952-53	83-79	(KC)	1976-77	75-55	(KC)
1926-27	35-19	(H)		60-78	(H)		49-48	(A)
	24-26	(A)		66-93	(A)	1977-78	66-51	(H)
1927-28	37-26	(H)	1953-54	74-60	(A)		59-65	(H)
	32-26	(A)		78-65	(H)	1978-79	62-56	(A)
1928-29	45-39	(H)					72-68	(A)
						1979-80	46-48	(H)
							58-50	(A)
						1980-81	69-66	(H)
							61-56	(A)
						1981-82	81-61	(H)
							60-47	(H)
							61-63	(A)

*Phillips 66 Big Eight Tournament.

NEBRASKA IN THE BIG EIGHT TOURNAMENT

1977: (0-1)

58 at Kansas 61

Champion: Kansas State (11-3 Big Eight/23-8 Overall)

Tournament Champion: Kansas State

1978: (1-1)

71 Oklahoma State 63

58 Missouri 61

Champion: Kansas (13-1/24-5)

Tournament Champion: Missouri

1979: (0-1)

60 at Kansas State 61 (2OT)

Champion: Oklahoma (10-4/21-10)

Tournament Champion: Oklahoma

1980: (1-1)

75 Oklahoma 68

59 Kansas State 60

Jack Moore, All-Tournament

Champion: Missouri (11-3/25-6)

Tournament Champion: Kansas State

1981: (0-1)

66 Colorado 70

Champion: Missouri (10-4/22-10)

Tournament Champion: Kansas

1982: (1-1)

60 Oklahoma State 49

53 Missouri 58

Champion: Missouri (12-2/27-4)

Tournament Champion: Missouri

1983: (1-1)

94 Iowa State 71

63 Missouri 69

Champion: Missouri (12-2/26-8)

Tournament Champion: Oklahoma State

1984: (0-1)

39 Kansas State 41

Champion: Oklahoma State (13-1/29-5)

Tournament Champion: Kansas

1985: (0-1)

69 at Kansas 74

Champion: Oklahoma (13-1/31-6)

Tournament Champion: Oklahoma

1986: (1-1)

82 Oklahoma State 75

58 Iowa State 75

Bernard Day, All-Tournament

Champion: Kansas (13-1/35-4)

Tournament Champion: Kansas

1987: (0-1)

45 Kansas State 47

Champion: Missouri (11-3/24-10)

Tournament Champion: Missouri

1988: (0-1)

70 Kansas State 75

Champion: Oklahoma (12-2/35-4)

Tournament Champion: Oklahoma

1989: (0-1)

70 Missouri 98

Champion: Oklahoma (12-2/30-6)

Tournament Champion: Missouri

1990: (0-1)

65 Oklahoma 78

Champion: Missouri (12-2/26-6)

Tournament Champion: Oklahoma

1991: (2-1)

117 Oklahoma 113 (OT)

87 Kansas 83

82 Missouri 90

Clifford Scales and Tony Farmer, All-Tournament

Champions: Oklahoma State (10-4/24-8), Kansas (10-4/27-8)

Tournament Champion: Missouri

1992: (0-1)

85 Oklahoma 107

Champion: Kansas (11-3/27-5)

Tournament Champion: Kansas

1993: (0-1)

45 Kansas State 47

Champion: Kansas (11-3/29-7)

Tournament Champion: Missouri

1994 (3-0)

105 Oklahoma 88

98 Missouri 91

77 Oklahoma State 66

Eric Piatkowski (MVP), Bruce Chubick, Jaron Boone, All-Tournament.

Champion: Missouri (14-0/28-4)

Tournament Champion: Nebraska

NU by Round:				
	<u>Home</u>	<u>Away</u>	<u>K.C.</u>	<u>All-Time</u>
First	4-2	0-3	3-6	7-11
Semifinals	0-0	0-0	2-5	2-5
Championship	0-0	0-0	1-1	1-1
Totals	4-2	0-3	6-12	10-17

ALL-TIME NEBRASKA BIG EIGHT TOURNAMENT RECORDS

Nebraska vs.:	Big 8			
	In Big 8 Tourney	Tourney In Kemper	Overall In Kemper	Overall In K.C.
Colorado	0-1	0-0	0-2	1-13
Iowa State	1-1	0-1	1-1	5-7
Kansas	1-2	1-0	1-2	4-14
Kansas State	0-6	0-4	0-6	3-16
Missouri	1-5	1-5	2-5	9-11
Oklahoma	3-2	2-2	7-2	14-5
Oklahoma State	4-0	2-0	4-0	12-5
Others				4-4

Tournament Titles by School (titles/final game appearances):

Missouri (6/8); Oklahoma (4/7); Kansas (4/7); Kansas State (2/6); Oklahoma State (1/3); Nebraska (1/2); Iowa State (0/2); Colorado (0/1)

CORNHUSKER BIG EIGHT TOURNAMENT RECORDS

INDIVIDUAL, GAME

Points—42; Eric Piatkowski, vs. Oklahoma, 1994
Opponent—34; Jeff Webster, Oklahoma, 1994
Field Goals—14; Eric Piatkowski, vs. Oklahoma, 1994 (23 att.)
Opponent—12; Jeff Webster, Oklahoma, 1994 (21 att.)
Field Goal Attempts—23; Eric Piatkowski, vs. Oklahoma, 1994 (14 made)
Opponent—21; John Douglas, Kansas, Feb. 26, 1977 (9 made); Jeff Webster, Oklahoma, 1994 (12 made)
Field Goals, No Misses—6; Andre Smith, vs. Colorado, 1981
Opponent—8; Ed Nealy, Kansas State, 1980
3-Point Goals—4; Ray Richardson, vs. Missouri, 1989 (9 att.); Eric Piatkowski, vs. Oklahoma, 1994 (8 att.)
Opponent—6; Randy Rutherford, Oklahoma State, 1994 (11 att.)
3-Point Attempts—9; Ray Richardson, vs. Missouri, 1989 (4 made); Eric Piatkowski, vs. Oklahoma, 1992 (0 made)
Opponent—14; Mark Atkins, Missouri, 1994 (4 made)
3-Point Percentage—1.000; Clifford Scales, vs. Oklahoma, 1991 (3-3)
Opponent—.750; Askia Jones, Kansas State, 1993 (3-4)
Free Throws—13; Tony Farmer, vs. Kansas, 1991 (16 att.)
Opponent—12; Doug Smith, Missouri, 1991 (14 att.)
Free Throw Attempts—16; Tony Farmer vs. Kansas, 1991 (13 made)
Opponent—14; Doug Smith, Missouri, 1991 (12 made)
Free Throws Made, No Misses—*12; Tony Farmer vs. Oklahoma, 1991
Opponent—11; Mark Tucker, Oklahoma State, 1978
Rebounds—16; Bruce Chubick, vs. Oklahoma, 1994
Opponent—14; Fred Burley, Oklahoma State, 1994
Assists—14; Brian Carr at Kansas, 1985
Opponent—9; Lee Coward, Missouri, 1989
Blocked Shots—5; Derrick Chandler vs. Kansas State, 1993
Opponent—3; Anthony Williams, Oklahoma State, 1978; Rolando Blackman, Kansas State, 1980
Steals—4; Clifford Scales vs. Oklahoma, 1991
Opponent—5; Jeff Currie, Missouri, 1978
Minutes—*50; Andre Smith and Brian Banks, at Kansas State, 1979
Opponent—*50; Glenn Marshall, Kansas State, 1979

INDIVIDUAL, CAREER

Points—136; Eric Piatkowski, 1991-94 (8 games)
Field Goals—45; Eric Piatkowski, 1991-94 (110 att., 8 games)
Field Goal Attempts—110; Eric Piatkowski, 1991-94 (45 made, 8 games)
Field Goal Percentage—.667; Mike Naderer, 1978-81 (24-36, six games)
3-Point Goals—13; Eric Piatkowski, 1991-94 (47 att., eight games)
3-Point Goal Attempts—47; Eric Piatkowski, 1991-94 (13 made, eight games)
3-Point Percentage—.556; Eric Johnson, 1988-89 (5-9, two games)
Free Throws—33; Eric Piatkowski, 1991-94 (41 att., eight games)
Free Throw Attempts—41; Eric Piatkowski, 1991-94 (33 made, eight games)
Free Throw Percentage—.900; Jack Moore, 1980-82 (27-30, five games)
Rebounds—47; Bruce Chubick, 1991-94 (eight games)
Assists—29; Brian Carr, 1984-87 (five games)
Blocked Shots—8; Derrick Chandler, 1992-93 (two games)
Steals—8; Clifford Scales, 1988-91 (six games)
Minutes Played—255; Eric Piatkowski, 1991-94 (eight games)
Minutes Per Game—*40.75; Brian Banks, 1977-79 (163 in 4 games)



The Nebraska bench reacts to Keith Moody's buzzer beater which sent NU and Oklahoma into overtime at the 1991 Phillips 66 Big Eight Tournament. Nebraska went on to win the game, 117-113, and advanced to the title game for the first time ever.

TEAM, GAME

Points—117; vs. Oklahoma, 1991 (OT)
Opponent—113; Oklahoma, 1991 (OT)
Points in Half—59; vs. Oklahoma, 1991 (2nd)
Opponent—59; Missouri, 1994 (2nd)
Field Goals—38; vs. Oklahoma, 1991 (84 att.)
Opponent—39; Missouri, 1989 (68 att.); Oklahoma, 1992 (73 att.)
Field Goal Attempts—84; vs. Oklahoma, 1991 (38 made)
Opponent—82; Missouri, 1994 (32 made)
Field Goal Percentage—.646; vs. Oklahoma State, 1986 (31-48)
Opponent—.610; Missouri, 1983 (25-41)
3-Point Goals—10; vs. Missouri, 1994 (24 att.)
Opponent—11; Oklahoma State, 1994 (23 att.)
3-Point Goals Attempted—*29; vs. Oklahoma, 1992 (7 made)
Opponent—28; Missouri, 1994 (7 made)
3-Point Percentage—.571; vs. Kansas, 1991 (4-7)
Opponent—.692; Oklahoma, 1992 (9-13)
Free Throws—34; vs. Iowa State, 1983 (42 att.); Oklahoma, 1991 (41 att.)
Opponent—37; Oklahoma, 1991 (51 att.)
Free Throw Attempts—42; vs. Iowa State, 1983 (34 made)
Opponent—*51; Oklahoma, 1991 (37 made)
Free Throw Percentage—.818; vs. Kansas State, 1988 (9-11); vs. Missouri, 1994 (18-22)
Opponent—.923; Missouri, 1991 (12-13)
Rebounds—55; vs. Oklahoma, 1991
Opponent—47; Oklahoma, 1992
Assists—22; vs. Oklahoma State, 1986
Opponent—25; Missouri, 1989
Blocked Shots—8; vs. Oklahoma, 1992; Oklahoma State, 1994
Opponent—5; Missouri, 1991
Steals—9; vs. Iowa State, 1983; vs. Oklahoma, 1991
Opponent—14; Kansas State, 1988

*Indicates overall Tournament record.

NEBRASKA vs. NCAA


DIVISION I CONFERENCES

<u>Conference</u>	<u>G</u>	<u>W-L</u>	<u>Pct.</u>
America West (4)	6	6-0	1.000
Atlantic Coast* (9)	2	0-2	.000
Atlantic 10* (10)	6	1-5	.167
Big East* (10)	6	1-5	.167
Big Sky* (8)	19	12-7	.632
Big South* (9)	1	1-0	1.000
Big Ten* (11)	144	44-100	.306
Big West* (10)	17	11-6	.647
Colonial* (8)	0	0-0	.000
Great Midwest (7)	23	10-13	.435
Ivy* (8)	7	7-0	1.000
Metro* (7)	5	1-4	.200
Metro Atlantic* (8)	4	3-1	.750
Mid-American* (10)	11	9-2	.818
Mid-Continent* (10)	12	12-0	1.000
Mid-Eastern* (9)	1	1-0	1.000
Midwestern (11)	21	11-10	.524
Missouri Valley* (11)	117	83-34	.709
North Atlantic*(9)	0	0-0	.000
Northeast* (10)	1	1-0	1.000
Ohio Valley* (9)	5	3-2	.600
Pacific 10* (10)	59	27-32	.458
Patriot League* (8)	5	4-1	.800
Southeastern* (12)	24	7-17	.292
Southern* (10)	8	6-2	.750
Southland* (10)	4	4-0	1.000
Southwest* (8)	34	20-14	.588
Southwestern* (8)	1	0-1	.000
Sun Belt* (10)	5	2-3	.400
Trans-America* (11)	2	2-0	1.000
West Coast* (8)	9	6-3	.667
Western Athletic* (9)	52	30-22	.577
Independents (2)	9	5-4	.556


*Denotes NCAA Tournament automatic bid to champion.

NU IN EXHIBITION PLAY (19-3)

<u>Season</u>	<u>Opponent</u>	<u>NU Result</u>
1966-67	Swedish Nationals	W, 103-78
1968-69	Athletes in Action	W, 74-65
1972-73	Yugoslavian Nationals	L, 82-80
1978-79	Windsor	W, 113-69
1981-82	Windsor	W, 94-51
1982-83	Brandon	W, 96-68
1983-84	Windsor	W, 117-49
1985-86	Bratislava	W, 101-67
1986-87	Club Bosnia	W, 90-82
1987-88	Czechoslovakia	L, 69-66
1988-89	Athletes in Action	L, 104-102 (OT)
	Victoria All-Stars	W, 109-84
1989-90	Brisbane Bullets	W, 76-74
	Athletes in Action	W, 104-90
1990-91	High Five America	W, 128-89
	Czechoslovakia	W, 92-71
1991-92	Ukraine Nationals	W, 80-71
	High Five America	W, 93-84
1992-93	Cuban Nationals	W, 114-76
	Marathon Oil	W, 126-96
1993-94	Kiev Baskets	W, 122-59
	Marathon Oil	W, 109-91



Tom Best was NU's third-leading rebounder a year ago.



Inside:

- ❑ *Season Review*..... 104-105
- ❑ *Statistics and Results* 106
- ❑ *Highs and Lows, Honors*..... 107-108
- ❑ *Big Eight Statistics* ... 109-111
- ❑ *Box Scores*.. 112-122
- ❑ *Jack Moore Award*.. 122

1993-94 Review

NU WINS FIRST BIG EIGHT TOURNAMENT TITLE

Since arriving at Nebraska nine years ago, Danny Nee has talked about building a tradition in Husker basketball and accomplishing several goals.

During the 1993-94 season, Nee's squad took another step toward cementing a tradition as it accomplished one of its primary goals--winning the Phillips 66 Big Eight Tournament.

Nebraska's success didn't stop there as the Huskers posted back-to-back 20-win seasons for the first time in school history and made a fourth consecutive trip to the NCAA Tournament.

While Nebraska ended with a successful campaign, the road along the way was far from smooth. In the course of the season, Nebraska won 11 consecutive games, lost four straight contests and finished the season by winning six of eight games.

In the end, the peaks and valleys added up to a 20-10 season, including a 7-7, fourth-place Big Eight finish.

The Huskers opened the season with a 96-85 win over Texas-San Antonio. Husker fans saw a glimpse of things to come in that contest as senior guard Eric Piatkowski scored 24 points.


The next night Piatkowski poured in a then-career high 35 points and grabbed 10 rebounds against Texas. However, his efforts, were not enough as the Longhorns escaped the Devaney Center with a 78-75 win, becoming the first non-conference opponent in 30 tries to win on NU's home court.

Still feeling the sting of the Texas loss, Nebraska dropped a 91-82 road decision to a red-hot Appalachian State.

At 1-2 on the season, Nebraska returned home looking to get back on track. The Huskers found just the remedy they needed in the Ameritas Classic which they have dominated.

Nee's squad notched its sixth-straight Ameritas championship by defeating Ohio University (94-68) and Portland (111-85). Three Huskers, seniors Piatkowski and Bruce Chubick and sophomore Erick Strickland, were named to the all-tournament squad, with Piatkowski earning MVP honors.

Nebraska upped its record to 4-2 with a hard-fought 67-53 victory over in-state rival Creighton at the Omaha Civic Auditorium. It was Nebraska's fourth straight



Senior Bruce Chubick led the Huskers in rebounding with 7.3 per game.

victory in the series between the state's two Division I schools.

The Huskers continued their dominance of the Missouri Valley Conference with a 94-72 drubbing of Wichita State at the Devaney Center. Piatkowski again led the way for NU with 18 points.

Riding a four-game winning streak the Huskers traveled to East Lansing, Mich., for a difficult intersectional battle with Michigan State.

Nebraska took a 47-35 lead to the locker room on the strength of 53 percent shooting in the first half. The Spartans fought to take the lead in the second half back with an 18-0 run. The Huskers, however, refused to fold and pulled out an 85-81 win and ended MSU's 22-game home win streak against non-league foes. Chubick and Strickland led a balanced Husker scoring effort with 19 points each. Chubick also grabbed eight rebounds and was named the Big Eight Player-of-the-Week.

Winning in a difficult setting boosted Nee's confidence heading into the conference schedule.

"This is a really big win for us--beating a Big Ten team on its home floor," Nee said. "We can compare this to winning a Big Eight game on the road--it's going to be hard to do. We can build on this."

The Huskers did exactly that as they returned home for victories over Florida A&M (86-61) and Northern Iowa (70-63). Piatkowski led the way in both contests as he posted 23 and 25 points, respectively.

Following those two victories, Nebraska held a seven-game win streak and an 8-2 record. The Huskers entered a new calendar year and the Big Eight schedule with a contest at Iowa State.

The Cyclones owned a 22-game winning streak entering the ESPN "Big Monday" contest. However, ISU ran into a fired-up Husker squad who began the conference schedule on the right foot with a 78-72 victory. Piatkowski was again deadly as he poured in 28 points, including eight-of-nine clutch free throws.

Over the next two weeks, Nebraska's winning streak grew to 11 with three homecourt wins. The victims in the stretch included Southern Utah (89-85), league foe Colorado (106-67) and Missouri-Kansas City (92-71).

With a 12-2 overall mark and a 2-0 league record the Huskers were full of confidence. How-

ever, Nebraska quickly found out how unpredictable college basketball can be when it traveled to Boulder, Colo., to take on the Buffaloes, the same squad NU had dismantled just 11 days earlier.

Led by 30 points from Mark Dean and 26 from Donnie Boyce CU pulled an 86-81 upset over the cold-shooting Huskers.

Nebraska hoped the cure for its shooting was a return to the friendly confines of the Devaney Center. However, league-leading Missouri played flawless basketball and dominated the Huskers 89-73.

Things didn't get any better later in the week as Oklahoma pulled out a 79-76 win in the Devaney Center, dropping the Huskers to 2-3 in Big Eight play. Nebraska's shooting woes continued as it connected on only 33 percent of its field goal attempts.

Nebraska's offensive problems left Nee scratching his head.

"I am disappointed in how we played," Nee said. "The type of turnovers we had hurt. We are just really out of sync. We have to play better and if you are asking me how, I don't have the answer."

NU's next contest wasn't the easiest place to arrive at those answers as the Huskers traveled to Kansas' Allen Fieldhouse to take on the third-ranked Jayhawks.



Jamar Johnson, in his third season as a starter, led the Huskers in assists and finished the season averaging 11 points per game.

The Huskers responded with their most solid performance in a month. However, the Huskers valiant effort fell short as the Jayhawks pulled out a 94-87 victory.

While the game at Kansas did not improve Nebraska in the won-loss column, the effects in the confidence department were immeasurable.

The confidence was evident in Nebraska's next game at Kansas State. Trailing 68-64 with three minutes remaining, the Huskers scored the game's final 12 points to pull out a 76-68 road win. The victory gave Nebraska a kickstart as it began the home stretch of the league campaign.

"I'm really proud of our team and how they hung in," Nee said. "K-State kept coming at us, but we made the plays at the end of the game and we showed no fear."

Nebraska evened its league record at 4-4 with a 102-96 home victory over Iowa State. The Huskers blistered the nets by shooting 60 percent for the game and six double-figure scorers were led by Jaron Boone's 24 points.

The Huskers had their hearts broken in a nationally-televised Valentine's Day contest at Oklahoma. Nebraska rallied to force overtime on a Jamar Johnson jumper, but the Sooners prevailed, 115-111, in the extra period.

The road trip through Oklahoma continued with a contest in Stillwater, against nationally-ranked Okie State. The Cowboys dominated throughout, shooting 63 percent and notching a 98-80 win.

With a 14-8 overall record and a 4-6 league mark, the talk around the conference was the Huskers were headed for the

NIT. However, with a three-game homestand next up, the Huskers weren't ready to quit.

A super-charged Devaney Center greeted the fifth-ranked Kansas Jayhawks. Nebraska was unconscious in the first half, shooting 61 percent, including seven of 10 from beyond the 3-point arc. NU went to the locker room with a commanding 58-34 lead. The Huskers stopped a late Kansas rally for a key 96-87 win. Piatkowski led the way with 33 points and 11 rebounds.

The impact of the home crowd did not go unnoticed.

"I've played in the Big Eight for four seasons and played in all the Big Eight arenas and this is just as good or better than any atmosphere I've played in," Piatkowski said.

The electricity and hot shooting carried over to the following Saturday's contest with Kansas State. Nebraska shot 64 percent from the field, and held off a determined Wildcat squad, 86-77.

The key homestand finished with a game against the league's second-place team, Oklahoma State. While Nebraska's shooting cooled to 48 percent, the energy of the crowd did not. The Huskers built off the energy to score a 89-81 victory and move to 7-6 in the league.

The three-game home winning streak left the Huskers brimming with confidence, going into the season finale at league-leading Missouri.

"If you would have talked to anyone three or four games ago, people would have said there was no way we could beat Oklahoma State or Kansas. The only people who believed were in this locker room. Right now, I don't care if we are going to Missouri. They way we are playing we are going to give them a run for their money."

That seemed like a bold prediction with the Tigers boasting an unbeaten 13-0 league mark. However, Nebraska gave Missouri all it wanted and the Tigers only claimed an 80-78 victory, after Piatkowski's 35-foot jumper at the buzzer went in and out.

The Huskers completed the regular season with a 17-9 overall record, including a 7-7 league mark. Finishing with four consecutive outstanding games also made Nebraska a darkhorse entering the Big Eight Tournament in Kansas City.

In a first-round game with Oklahoma, the Huskers served notice they were on a mission in Kansas City. NU simply overpowered the Sooners, winning 105-88. Piatkowski showed why he was named to the first-team All-Big Eight squad as he poured in a NU school record 42 points.

With the win over Oklahoma, most "experts" said the Huskers had played their way into the NCAA Tournament. NU wasn't ready to rest on its laurels.

"Before the game I felt we were on the

bubble," Chubick said. "I feel we're in now. We have to lay it all on the line from now on. We don't have anything to lose."

The Huskers did just that the following day against league champion Missouri. Nebraska jumped to a 40-32 halftime advantage over the Tigers and held off every Mizzou rally for a 98-91 win and a berth in Sunday's title game against OSU.

Nebraska used a late first-half surge to take a 36-33 edge to the locker room. Oklahoma State stayed within striking distance in the second half, but the Huskers made the key plays down the stretch to pull out a 77-68 victory. The win gave NU the school's first league tourney title, and an automatic bid to the NCAA Tournament.


Piatkowski scored 76 points in three game and earned tournament MVP honors, while Chubick and Boone were also named to the all-tourney squad.

The tournament victory gave Nebraska a huge boost heading into the "Big Dance." It was also a landmark weekend for the Husker program.

"I think the style and brand of basketball now is the highest it has ever been at Nebraska," Nee said. "This is a big step for the Nebraska basketball program."

The next big step was for the Huskers to notch the first NCAA tourney win in school history. Nebraska earned the No. 6 seed in the East Region and a first-round contest with Penn University at Uniondale, N.Y.

Nebraska's fairy tale ending to the 1994 season did not continue against the Quakers. Penn jumped to an early lead and held off every Husker comeback bid to post a 90-80 victory and end the NU season with a 20-10 record.



Senior Tom Best was a key reserve for NU.

1993-94 NEBRASKA 30-GAME STATISTICS (20-10, 7-7)

Player	G-GS	Min.-Avg.	FG-FGA	Pct.	3PT-3PTA	Pct.	FT-FTA	Pct.	Reb.-Avg.	PF-D	Ast	TO	Blk	Stl	Dnk	Pts.-Avg.
Eric Piatkowski	30-30	972-32.4	226-456	.496	63-172	.366	131-165	.794	189 - 6.3	64-1	82	72	20	46	12	646-21.5
Big Eight	14-14	469-33.5	106-212	.500	30-83	.361	67-81	.827	99 - 7.1	31-1	34	30	12	22	7	309-22.1
Jaron Boone	30-28	898-29.9	138-290	.476	35-95	.368	55-78	.705	78 - 2.6	67-1	109	84	7	36	14	366-12.2
Big Eight	14-14	450-32.1	73-143	.510	24-52	.462	29-39	.744	40 - 2.9	33-1	57	42	4	20	6	199-14.2
Bruce Chubick	30-30	757-25.2	121-215	.563	3-9	.333	105-147	.714	219 - 7.3	80-2	28	55	18	18	14	350-11.7
Big Eight	14-14	382-27.3	51-93	.548	1-1	1.000	51-76	.671	95 - 6.8	45-2	16	26	10	4	8	154-11.0
Erick Strickland	30-13	671-22.4	102-241	.423	41-117	.350	77-95	.811	103 - 3.4	86-5	96	71	11	60	9	322-10.7
Big Eight	14-4	307-21.9	49-116	.422	18-54	.333	56-65	.862	32 - 2.3	40-4	38	28	2	20	3	172-12.3
Jamar Johnson	28-19	762-27.2	113-227	.498	28-77	.364	54-67	.806	82 - 2.9	47-2	123	45	5	38	0	308-11.0
Big Eight	14-10	403-28.8	53-119	.445	17-47	.362	29-35	.829	43 - 3.1	29-1	62	24	2	24	0	152-10.9
Terrance Badgett	29-16	605-20.9	109-218	.500	3-19	.158	29-50	.580	132 - 4.6	88-2	44	57	26	18	11	250- 8.6
Big Eight	14-9	331-23.6	56-118	.475	0-10	.000	12-15	.800	67 - 4.8	52-2	25	26	15	7	6	124- 8.9
Melvin Brooks	30-3	514-17.1	54-110	.491	10-25	.400	25-32	.781	129 - 4.3	88-2	48	41	14	21	5	143- 4.8
Big Eight	14-2	223-15.9	22-49	.449	4-12	.333	9-10	.900	49 - 3.5	43-1	20	18	4	6	2	57- 6.1
Tom Best	26-11	470-18.1	44-122	.361	2-20	.100	19-28	.679	131 - 5.0	70-1	26	34	5	14	0	109- 4.2
Big Eight	10-3	168-16.8	10-35	.286	1-9	.111	1-5	.200	44 - 4.4	27-0	10	10	1	7	0	22- 2.2
Jason Glock	20-0	269-13.5	35-68	.515	8-25	.320	7-8	.875	36 - 1.8	25-0	24	10	1	12	0	85- 4.3
Big Eight	7-0	65- 9.3	8-16	.500	1-6	.167	0-0	.000	10 - 1.4	10-0	4	3	0	4	0	17- 2.4
Mikki Moore	14-0	87- 6.2	10-22	.455	0-2	.000	11-18	.611	13 - 0.9	13-0	1	5	10	3	5	31- 2.2
Big Eight	6-0	23- 3.8	3-8	.375	0-0	.000	4-4	1.000	4 - 0.7	4-0	0	1	2	1	0	10- 1.7
Lee Steinbrook	4-0	7- 1.8	3-3	1.000	1-1	1.000	1-2	.500	3- 0.8	0-0	0	1	0	0	0	8- 2.0
Big Eight	1-0	3- 3.0	1-1	1.000	1-1	1.000	0-0	.000	2- 2.0	0-0	0	0	0	0	0	3- 3.0
Chris Newton	4-0	6- 1.5	0-3	.000	0-1	.000	0-0	.000	2- 0.5	0-0	0	2	0	1	0	0-0.0
Big Eight	1-0	2- 2.0	0-1	.000	0-0	.000	0-0	.000	1- 1.0	0-0	0	1	0	0	0	0-0.0
Chad Jaeger	1-0	3- 3.0	1-1	1.000	0-0	.000	0-0	.000	1- 1.0	0-0	0	0	0	0	0	2- 2.0
Kip Realph	3-0	5- 1.7	0-2	.000	0-1	.000	0-0	.000	2- 0.7	1-0	0	0	0	0	0	0-0.0
Team	30								81 - 2.7							
Big Eight	14								35 - 2.5							
Husker Totals	30-30	6,025	956-1,978	.483	194-564	.344	514-690	.745	1,201-40.0	629-16	581	477	117	267	70	2,620-87.3
Big Eight	14-14	2,825	432-911	.474	97-275	.353	258-330	.782	521-37.2	314-12	266	209	52	115	31	1,219-87.1
Opponent Totals	30-30	6,025	850-1,951	.436	196-599	.327	523-791	.661	1,165-38.8	601-	481	489	66	235	54	2,419-80.6
Big Eight	14-14	2,825	411-907	.453	86-266	.323	281-428	.657	575-36.7	288-	239	212	32	103	23	1,189-84.9

1993-94 NU GAME-BY-GAME REVIEW

OVERALL: 20-10 (7-7 IN BIG EIGHT, 4TH)

HOME: 13-3 (5-2)

AWAY: 7-7 (2-5)

Date	Opponent	Score	Record	Attendance	LEADERS			FG% NU-Opp.
					Pointts	Rebounds	Assists	
11/27	Texas-San Antonio	W, 96-85	1-0	12,446	24 Piatkowski	9 Brooks	9 Strickland	.494-.400
11/28	Texas	L, 78-75	1-1	12,378	35 Piatkowski	10 Piatkowski	6 Boone	.441-.509
12/1	at Appalachian State	L, 91-82	1-2	4,581	29 Johnson	8 Best	3 Johnson	.500-.577
12/3	*Ohio	W, 94-68	2-2	11,202	16 Piatkowski	10 Chubick	8 Johnson	.514-.419
12/4	*Portland	W, 111-85	3-2	11,022	18 Boone	8 Piatkowski	8 Piat./Strick.	.581-.370
12/9	at Creighton	W, 67-53	4-2	8,383	17 Piatkowski	7 Best	7 Strickland	.481-.370
12/11	Wichita State	W, 94-72	5-2	12,134	18 Piatkowski	12 Chubick	5 Strickland	.484-.371
12/18	at Michigan State	W, 85-81	6-2	12,229	19 Strick./Chub.	10 Strickland	8 Boone	.479-.508
12/20	Florida A&M	W, 86-61	7-2	11,829	23 Piatkowski	10 Chubick	5 Jhnsn/Strick.	.508-.306
12/31	Northern Iowa	W, 70-63	8-2	14,012	25 Piatkowski	9 Piatkowski	3 by three	.397-.431
1/3	#at Iowa State	W, 78-72	9-2/1-0	12,888	28 Piatkowski	5 Piat./Chubick	6 Strickland	.381-.434
1/5	Southern Utah	W, 89-85	10-2	12,093	23 Piatkowski	6 Piat./Chubick	6 Piatkowski	.550-.433
1/8	#Colorado	W, 106-67	11-2/2-0	14,340	19 Boone	14 Piatkowski	6 Johnson	.514-.338
1/15	Missouri-Kansas City	W, 92-71	12-2	14,358	19 Boone	10 Badgett	7 Piatkowski	.542-.393
1/19	#at Colorado	L, 86-81	12-3/2-1	4,318	17 Boone	6 Piatkowski	5 Johnson	.431-.429
1/24	#Missouri	L, 89-73	12-4/2-2	14,446	14 Strick./Boone	10 Badgett	4 Boone	.406-.443
1/29	#Oklahoma	L, 79-76	12-5/2-3	14,487	24 Piatkowski	11 Piatkowski	4 Piatkowski	.333-.443
2/6	#at Kansas	L, 94-87	12-6/2-4	15,800	26 Piatkowski	10 Brooks	3 Jhnsn/Boone	.397-.508
2/9	#at Kansas State	W, 76-68	13-6/3-4	10,618	17 Badgett	8 Piatkowski	4 Johnson	.560-.333
2/12	#Iowa State	W, 102-96	14-6/4-4	14,389	24 Boone	9 Chubick	8 Boone	.603-.548
2/14	#at Oklahoma (OT)	L, 115-111	14-7/4-5	6,139	24 Piatkowski	12 Chubick	6 Piat./Boone	.531-.500
2/19	#at Oklahoma State	L, 98-80	14-8/4-6	6,381	17 Piatkowski	5 Chubick/Piat.	3 by three	.467-.630
2/23	#Kansas	W, 96-87	15-8/5-6	14,370	33 Piatkowski	11 Piatkowski	4 by three	.524-.469
2/26	#Kansas State	W, 86-77	16-8/6-6	14,336	25 Piatkowski	8 Badg./Chubick	7 Johnson	.642-.443
3/2	#Oklahoma State	W, 89-81	17-8/7-6	14,605	32 Piatkowski	7 Piatkowski	7 Boone	.484-.483
3/5	#at Missouri	L, 80-78	17-9/7-7	13,349	26 Piatkowski	14 Best	7 Boone	.444-.406
3/11	!Oklahoma	W, 105-88	18-9	16,302	42 Piatkowski	13 Chubick	5 Boone	.493-.451
3/12	!Missouri	W, 98-91	19-9	17,496	24 Piatkowski	16 Chubick	7 Johnson	.493-.390
3/13	!Oklahoma State	W, 77-68	20-9	14,283	19 Johnson	10 Piat./Best	3 Johnson	.439-.348
3/17	\$Pennsylvania	L, 90-80	20-10	16,204	23 Piatkowski	8 Piat./Chubick	5 Jhnsn/Boone	.449-.515

*--Ameritas Classic, Lincoln, Neb.; #-Big Eight Conference games; !--Phillips 66 Big Eight Tournament, Kansas City, Mo.; \$-NCAA Tournament,

1993-94 NEBRASKA 30-GAME STAT HIGHS

NEBRASKA INDIVIDUAL HIGHS

Points	**42; Eric Piatkowski, vs. Oklahoma (B8T)
FG Made	14; Piatkowski, vs. Oklahoma (23 att., B8T)
FG Attempts	23; Piatkowski, vs. Oklahoma (14 made, B8T)
FG Percentage*	1.000; Jaron Boone, vs. Portland (7-7)
3-Point FG	5; Piatkowski, vs. Texas (10 att.), vs. Okla. St. (7 att.)
3-Point FG Att.	11; Piatkowski, vs. Oklahoma (3 made) Erick Strickland, at Kansas (4 made)
FT Made	10; Piatkowski, vs. Kansas (13 att.) 10; Piatkowski, vs. Oklahoma (13 att., B8T)
FT Attempts	13; Bruce Chubick, vs. Iowa State (9 made); Piatkowski, vs. Kansas (10 made) Piatkowski, vs. Oklahoma (10 made, B8T)
FT Percentage*	1.000; Piatkowski, vs. Texas-San Antonio (9-9); Johnson, at Iowa State (8-8); Piatkowski, at Kansas (9-9); Piatkowski, vs. Oklahoma St. (7-7); Strickland, vs. Oklahoma State (9-9); Chubick, at Missouri (7-7)
Rebounds	16; Chubick, vs. Missouri (B8T)
Assists	9; Strickland, vs. Texas-San Antonio
Blocked Shots	4; Melvin Brooks, vs. Oklahoma State (B8T)
Steals	7; Strickland, at Creighton
Minutes	41; Boone, at Oklahoma

*Minimum 7 attempts, **School record

OPPONENT INDIVIDUAL HIGHS

35; Terrence Rencher, Texas
13; Rencher, Texas (22 att.)
23; Jeff Webster, Oklahoma (12 made)
.846; Quinton Brooks, at Michigan State (11-13)
7; Calvin Curry, at Oklahoma (10 made)
14; Mark Atkins, Missouri (4 made)
12; Dennis Jacobs, UMKC (13 att.); Donnie Boyce, at Colorado (16 att.)
16; Boyce at Colorado (12 made)
1.000, Fred Hoiberg, Iowa State (11-11)
Jeff Webster, Oklahoma (10-10, B8T)
16; Deryl Cunningham, at Kansas State
10; Matt Maloney & Jerome Allen, Pennsylvania
3; Greg Ostertag, at Kansas; Ken Conley, at Oklahoma;
Bryant Reeves, at Oklahoma State
5; Keith Berard, Southern Utah
45; Webster, at Oklahoma

NEBRASKA INDIVIDUAL SEASON/CAREER HIGHS

Player	Points	Rebounds	Assists
Terrance Badgett	19; vs. Iowa State, 2/12/94	10; twice	4; vs. Colorado, 1/8/94
Tom Best	*15; Wichita State, 12/11/93	*14; at Missouri, 3/5/94	2; twice/4; vs. So. Utah, 1/5/93
Jaron Boone	24; vs. Iowa State, 2/12/94	7; at Missouri, 3/5/94	8; twice/9; vs. Missouri, 1/30/93
Melvin Brooks	12; twice	10; at Kansas, 2/6/94	6; vs. Ohio, 12/3/93
Bruce Chubick	23; Oklahoma, 3/11/94 (B8T)	16; vs. Missouri, 3/12/94 (B8T)	3; three times
Jason Glock	12; Portland, 12/4/93	6; at Michigan State, 12/18/93	6; Ohio, 12/3/93
Chad Jaeger	2; Ohio, 12/3/93	1; Ohio, 12/3/93	None
Jamar Johnson	29; at Appalachian State, 12/1/93	6; twice/6; 12 times	8; twice/9; twice
Eric Piatkowski	**42; vs. Oklahoma, 3/11/94 (B8T)	14; vs. Colo., 1/8/94/16; Kent, 12/5/92	8; vs. Portland, 12/4/93
Mikki Moore	6; twice	3; Portland, 12/4/93	1; UMKC, 1/15/94
Chris Newton	None	1; twice	None
Kip Realph	None	1; twice	None
Lee Steinbrook	4; vs. Portland, 12/4/93	2; Colorado, 1/8/94	None
Erick Strickland	19; at Michigan State, 12/18/93/ 28; Missouri, 1/30/93	10; at Michigan State, 12/18/93	9; vs. Texas-San Antonio, 11/27/93

Career high indicated if different from season high; *Best had 23 points vs. Miami (Ohio) and 17 rebounds twice in career at Toledo.

TEAM HIGHS & LOWS

Nebraska	High	Low
Points scored	111 Portland, at Oklahoma	67 at Creighton
One half	58 Port. (2nd); Colo. (2nd), Kan. (1st)	23 at Creighton (1st); Northern Iowa (2nd)
Bench points	57 Portland	10 Texas
Field goals	43 Portland (74 att.); at Oklahoma (81 att.)	24 at Iowa State (63 att.); Oklahoma (72 att.)
Field goal attempts	81 at Oklahoma (43 made)	50 at Kansas State (28 made)
Field goal percentage	.642 Kansas State (34-53)	.333 Oklahoma (24-72)
One half	.654 Kansas State (17-26)	.214 Northern Iowa (6-28)
3-point goals	12 Colo. (22 att.), at Oklahoma (21 att.)	2 Florida A&M (14 att.); Missouri (26 att.)
3-point attempts	26 three times	9 Portland (3 made)
3-point percentage	.600 at Appalachian State (9-15)	.077 Missouri (2-26)
Free throws made	25 Wichita State (34 att.)	5 at Appalachian State (8 att.)
Free throw attempts	36 Iowa State (24 made)	8 at Appalachian State (5 made)
Free throw percentage	.920 at Iowa State (23-25)	.619 at Creighton (13-21)
Rebounds	54 Missouri (B8T)	27 at Oklahoma State
Rebound margin	+15 at Appalachian State (38-23) +15 vs. Missouri (54-39, B8T)	-25 at Colorado (28-53)
Personal fouls	32 at Oklahoma	14 at Kansas State

Nebraska, Cont.

Assists
Turnovers
Blocked shots
Steals
**School Record

High

33 Ohio
22 Texas, Southern Utah
8 Florida A&M
*22 Florida A&M

Low

10 at Appalachian State
7 Ohio
0 at Kansas State, at Oklahoma State
3 Kansas State

OPPONENTS HIGHS AND LOWS

Opponent

Points scored
One half
Bench points
Field goals
Field goal attempts
Field goal percentage
One half
3-point goals
3-point attempts
3-point percentage
Free throws

Free throw attempts
Free throw percentage
Rebounds
Personal fouls
Assists
Turnovers
Blocked shots
Steals

High

115 at Oklahoma
54 at Oklahoma State (1st)
55 at Iowa State
37 at Oklahoma (74 att.)
82 Missouri (32 made, B8T)
.630 at Oklahoma State (34-54)
.667 at Kansas (18-27, 2nd)
13 Oklahoma State (28 att.)
29 Portland (8 made)
.688 at Appalachian State (11-16)
33 at Oklahoma (49 att.)

49 at Oklahoma (33 made)
.839 at Iowa State (26-31)
54 Florida A&M
28 Iowa State
27 at Oklahoma State
27 Florida A&M
5 at Kansas, at Oklahoma
14 Portland

Low

53 at Creighton
22 Florida A&M (1st)
4 at Creighton
17 at Creighton (46 att.)
46 at Creighton (17 made)
.306 Florida A&M (22-72)
.257 Colorado (9-35)
0 at Iowa State (13 att.)
9 at Colorado (2 made)
.000 at Iowa State (0-13)
9 Kansas State (17 att.); Okla. State (18 att., B8T);
Pennsylvania (19 att., NCAA)
16 Northern Iowa (11 made)
.455 Ohio (10-22)
23 at Appalachian State
11 at Appalachian State
8 Florida A&M
7 Kansas State
0 at Creighton, Iowa State, Kansas State
2 at Colorado

1993-94 HUSKER BASKETBALL HONORS

Eric Piatkowski:

First Round Draft Pick, Indiana Pacers (15th pick)
AP and UPI Honorable-Mention All-America
Phillips 66 Big Eight Tournament Most Valuable Player
First-Team All-Big Eight, AP & Coaches
USBWA District V All-Star Team
NABC District XII First-Team
NABC All-Star Game
Two-Time Phillips 66 Big Eight Player-of-the-Week
ESPN Pizza Hut Player-of-the-Week
Ameritas Classic MVP

Bruce Chubick:

Phillips 66 Big Eight All-Tournament Team
Honorable-Mention AP All-Big Eight
Big Eight All-Underrated Team
Big Eight Player-of-the-Week
GTE/CoSIDA District VII Team
First-Team Academic All-Big Eight
Ameritas Classic All-Tournament Team

Jaron Boone:


Phillips 66 Big Eight All-Tournament Team
Big Eight All-Improved Team

Erick Strickland:

Big Eight All-Bench Team
Big Eight All-Defensive Team
Ameritas Classic All-Tournament Team

Jason Glock:

Honorable-Mention Academic All-Big Eight



Eric Piatkowski was the Big Eight's fourth-leading scorer in 1994 (21.5 ppg).

1993-94 BIG EIGHT TEAM STATISTICS

ALL GAMES

FIELD GOAL PERCENTAGE	FGM-FGA	Pct.
1. Iowa State	812-1,644	.493
2. Oklahoma State	969-2,000	.484
3. Nebraska	956-1,978	.483
4. Kansas	1,026-2,181	.470
5. Missouri	898-1,965	.457
6. Oklahoma	881-1,977	.445
7. Colorado	711-1,665	.427
10. Kansas State	842-2,080	.404

3-POINT PERCENTAGE	3FG-3FGA	Pct.
1. Oklahoma State	258-619	.416
2. Kansas	201-529	.379
3. Iowa State	153-421	.363
4. Missouri	204-575	.354
5. Kansas State	246-710	.346
6. Nebraska	194-564	.343
7. Oklahoma	164-483	.339
8. Colorado	88-303	.290

FREE THROW PERCENTAGE	FT-FTA	Pct.
1. Iowa State	521-687	.758
2. Nebraska	514-690	.744
3. Oklahoma	521-745	.699
4. Missouri	593-873	.679
5. Oklahoma State	542-807	.671
6. Kansas State	476-717	.663
7. Colorado	482-731	.659
8. Kansas	564-893	.631

TEAM OFFENSE	Pts.	Avg.
1. Oklahoma	2447	87.4
2. Nebraska	2620	87.3
3. Iowa State	2298	85.1
4. Missouri	2593	81.0
5. Oklahoma State	2738	80.5
6. Kansas	2817	80.5
7. Colorado	1992	73.8
8. Kansas State	2406	70.8

TEAM DEFENSE	Pts.	Avg.
1. Kansas	2392	68.3
2. Kansas State	2336	68.7
3. Oklahoma State	2339	68.8
4. Missouri	2361	73.8
5. Iowa State	2055	76.1
6. Colorado	2134	79.0
7. Nebraska	2419	80.6
8. Oklahoma	2430	86.8

SCORING MARGIN	Margin
1. Kansas	+12.2
2. Oklahoma State	+11.7
3. Iowa State	+ 9.0
4. Missouri	+ 7.2
5. Nebraska	+ 6.7
6. Kansas State	+ 2.1
7. Oklahoma	+ 0.6
8. Colorado	- 5.2

REBOUND AVERAGE	Reb.	Avg.
1. Kansas	1497	42.8
2. Oklahoma	1144	40.9
3. Colorado	1087	40.3
4. Nebraska	1201	40.0
5. Missouri	1263	39.5
6. Oklahoma State	1291	38.0
7. Iowa State	1007	37.3
8. Kansas State	1226	36.1

REBOUND MARGIN	Margin
1. Kansas	+6.2
2. Oklahoma State	+3.2
3. Iowa State	+3.0
4. Kansas State	+2.6
5. Nebraska	+1.2
6. Missouri	+0.8
7. Colorado	-0.3
8. Oklahoma	-2.6

CONFERENCE GAMES

FIELD GOAL PERCENTAGE	FG-FGA	Pct.
1. Oklahoma State	378-795	.475
2. Iowa State	395-831	.475
3. Nebraska	432-911	.474
4. Missouri	380-819	.463
5. Kansas	411-889	.462
6. Oklahoma	419-960	.436
7. Colorado	347-865	.401
8. Kansas State	323-868	.372

3-POINT PERCENTAGE	3FG-3FGA	Pct.
1. Oklahoma State	112-273	.410
2. Oklahoma	99-254	.389
3. Missouri	95-246	.386
4. Iowa State	82-225	.364
5. Kansas	85-237	.358
6. Nebraska	97-275	.352
7. Kansas State	93-307	.302
8. Colorado	45-163	.276

FREE THROW PERCENTAGE	FT-FTA	Pct.
1. Nebraska	258-330	.781
2. Iowa State	254-331	.767
3. Oklahoma	284-395	.718
4. Oklahoma State	233-335	.695
5. Missouri	286-420	.680
6. Colorado	243-362	.671
7. Kansas State	184-282	.652
8. Kansas	211-334	.631

SCORING OFFENSE	Pts.	Avg.
1. Oklahoma	1221	87.2
2. Nebraska	1219	87.1
3. Missouri	1141	81.5
4. Iowa State	1126	80.4
5. Kansas	1118	79.9
6. Oklahoma State	1101	78.6
7. Colorado	982	70.1
8. Oklahoma	923	65.9

SCORING DEFENSE	Pts.	Avg.
1. Oklahoma State	983	70.2
2. Missouri	990	70.7
3. Kansas	1021	72.9
4. Kansas State	1023	73.1
5. Iowa State	1146	81.9
6. Nebraska	1189	84.9
7. Colorado	1200	85.7
8. Oklahoma	1279	91.4

SCORING MARGIN	Margin
1. Missouri	+10.8
2. Oklahoma State	+ 8.4
3. Kansas	+ 7.0
4. Nebraska	+ 2.2
5. Iowa State	- 1.5
6. Oklahoma	- 4.2
7. Kansas State	- 7.2
8. Colorado	-15.6

REBOUND AVERAGE	Reb.	Avg.
1. Kansas	597	42.6
2. Colorado	559	39.9
3. Oklahoma State	549	39.2
4. Missouri	547	39.1
5. Oklahoma	523	37.4
6. Nebraska	521	37.2
7. Kansas State	509	36.4
8. Iowa State	492	35.1

REBOUND MARGIN	Margin
1. Oklahoma State	+5.7
2. Kansas	+4.5
3. Kansas State	+1.8
4. Missouri	+0.8
5. Iowa State	-0.6
6. Colorado	-2.7
7. Nebraska	-3.9
8. Oklahoma	-5.7

1993-94 BIG EIGHT INDIVIDUAL STATISTICS

ALL GAMES

SCORING	G	FG	FT	Pts.	Avg.
1. Jeff Webster, Oklahoma	28	264	132	663	23.7
2. Donnie Boyce, Colorado	26	189	165	582	22.4
3. Askia Jones, Kansas State	33	227	165	729	22.1
4. Eric Piatkowski, Nebraska	30	226	131	646	21.5
5. Bryant Reeves, Okla. State	34	264	185	713	21.0
6. Fred Hoiberg, Iowa State	27	177	133	546	20.2
7. Julius Michalik, Iowa State	27	210	100	539	20.0
8. Melvin Booker, Missouri	32	189	135	579	18.1
9. Brooks Thompson, Okla. State	34	179	105	573	16.9
10. Ryan Minor, Oklahoma	25	148	80	406	16.2
17. Jaron Boone, Nebraska	30	138	55	366	12.2
18. Bruce Chubick, Nebraska	30	121	105	350	11.7

FIELD GOAL PERCENTAGE

(Min. 5 att./game)	FGM-FGA	Pct.
1. Bryant Reeves, Oklahoma State	264-451	.585
2. Julius Michalik, Iowa State	210-364	.577
3. Richard Scott, Kansas	188-328	.573
4. Bruce Chubick, Nebraska	121-215	.563
5. Fred Hoiberg, Iowa State	177-331	.535
6. Greg Ostertag, Kansas	145-272	.533
7. Jeff Webster, Oklahoma	264-513	.515
8. Kelly Thames, Missouri	146-284	.514
9. Melvin Booker, Missouri	189-375	.504
10. Ryan Minor, Oklahoma	148-297	.498

FREE THROW PERCENTAGE

(Min. 2 att./game)	FTM-FTA	Pct.
1. John Ontjes, Oklahoma	105-121	.868
2. Fred Hoiberg, Iowa State	133-154	.864
3. Julius Michalik, Iowa State	100-116	.862
4. Randy Rutherford, Oklahoma State	76-91	.835
5. Askia Jones, Kansas State	165-200	.825
6. Melvin Booker, Missouri	135-164	.823
7. Erick Strickland, Nebraska	77-95	.811
8. Eric Piatkowski, Nebraska	131-165	.794
9. Brooks Thompson, Oklahoma State	105-133	.789
10. Jeff Webster, Oklahoma	132-170	.776

FINAL 1993-94 BIG EIGHT STANDINGS

	W	L	Pct.	W	L	Pct.	Postseason
1. Missouri	14	0	1.000	28	4	.875	NCAA
2. Oklahoma St.	10	4	.714	24	10	.706	NCAA
3. Kansas	9	5	.653	27	8	.771	NCAA
4. Nebraska	7	7	.500	20	10	.667	NCAA
5. Oklahoma	6	8	.429	15	13	.536	NIT
6. Kansas State	4	10	.286	20	14	.588	NIT
7. Iowa State	4	10	.286	14	13	.519	
8. Colorado	2	12	.143	10	17	.370	

Non-Conference Record: 86-19 (.819).

HOME ATTENDANCE

	G	Total	Average
1. Kansas (10)	16	241,000	15,063
2. Missouri (19)	15	200,235	13,349
3. Nebraska (20)	16	212,447	13,287
4. Iowa State (26)	15	189,669	12,645
5. Kansas State (44)	18	166,957	9,275
6. Oklahoma (70)	15	107,517	7,168
7. Oklahoma State	12	71,553	5,963
8. Colorado	16	50,663	3,165

Note: The Big Eight ranked sixth nationally in attendance among NCAA Division I conferences with an average of 10,280.

1994 Big Eight AP/Coaches All-Conference Teams

First: Bryant Reeves, OSU; Melvin Booker, MU; Eric Piatkowski, NU; Donnie Boyce, CU (AP); Brooks Thompson, OSU (Coaches); Jeff Webster, OU. **Player-of-the-Year:** Melvin Booker, MU; **Newcomer-of-the-Year:** Jacque Vaughn, KU; John Ontjes, OU; **Freshman-of-the-Year:** Kelly Thames, MU; **Coach-of-the-Year:** Norm Stewart, MU.

3-POINT PERCENTAGE

(Min. 1 att. per game)	3FG-3FGA	Pct.
1. Brooks Thompson, Oklahoma State	110-233	.472
2. Greg Gurley, Kansas	41-90	.456
3. Fred Hoiberg, Iowa State	59-131	.450
4. Steve Woodberry, Kansas	74-170	.435
5. Melvin Booker, Missouri	66-163	.405
6. Randy Rutherford, Oklahoma State	78-193	.404
7. Askia Jones, Kansas State	110-279	.394
8. Hurl Beechum, Iowa State	39-101	.386
9. Ryan Minor, Oklahoma	30-78	.385
10. Paul O'Liney, Missouri	43-115	.374

REBOUNDS

	G	Reb.	Avg.
1. Bryant Reeves, Oklahoma State	34	329	9.7
2. Mark Dean, Colorado	26	246	9.5
3. Greg Ostertag, Kansas	35	307	8.8
4. Deryl Cunningham, Kansas State	34	295	8.7
5. Jevon Crudup, Missouri	31	248	8.0
6. Jeff Webster, Oklahoma	28	217	7.8
7. Ryan Minor, Oklahoma	25	184	7.4
8. Bruce Chubick, Nebraska	31	219	7.3
9. Kelly Thames, Missouri	32	228	7.1
10. Fred Hoiberg, Iowa State	27	181	6.7
Donnie Boyce, Colorado	26	173	6.7

ASSISTS

	G	Assists	Avg.
1. John Ontjes, Oklahoma	28	181	6.5
2. Brooks Thompson, Oklahoma State	34	195	5.7
3. Jacque Vaughn, Kansas	35	181	5.2
4. Anthony Beane, Kansas State	34	152	4.5
5. Melvin Booker, Missouri	32	143	4.5
6. Donnie Boyce, Colorado	26	116	4.5
7. Jamar Johnson, Nebraska	28	123	4.4
8. Pete Lewis, Oklahoma	28	112	4.0
9. Steve Woodberry, Kansas	30	135	3.9
10. Jaron Boone, Nebraska	30	109	3.6
Fred Hoiberg, Iowa State	27	97	3.6

STEALS

	G	Steals	Avg.
1. Brooks Thompson, Oklahoma State	34	99	2.9
2. Donnie Boyce, Colorado	26	59	2.3
3. Erick Strickland, Nebraska	30	60	2.0
4. Ryan Minor, Oklahoma	25	49	2.0
5. Pete Lewis, Oklahoma	28	54	1.9
6. John Ontjes, Oklahoma	28	50	1.8
7. Steve Woodberry, Kansas	35	62	1.8
8. Fred Hoiberg, Iowa State	27	47	1.7
9. Belvis Noland, Kansas State	34	57	1.7
10. Eric Piatkowski, Nebraska	30	46	1.5

BLOCKED SHOTS

	G	Blks.	Avg.
1. Greg Ostertag, Kansas	35	97	2.8
2. Ted Allen, Colorado	27	55	2.0
3. Bryant Reeves, Oklahoma State	34	69	2.0
4. Donnie Boyce, Colorado	26	40	1.5
5. Jevon Crudup, Missouri	31	41	1.3
6. Ken Conley, Oklahoma	23	21	0.9
7. Terrance Badgett	29	26	0.9
8. Fred Edmonds, Colorado	26	23	0.9
9. Scot Pollard, Kansas	35	27	0.8
10. Three tied at 0.7			

1993-94 BIG EIGHT INDIVIDUAL STATISTICS

CONFERENCE GAMES ONLY

SCORING	G	FG-FGA	FT-FTA	Pts.	Avg.
1. Donnie Boyce, Colorado	13	112-	97-	349	26.8
2. Jeff Webster, Oklahoma	14	123-	71-	319	22.8
3. Eric Piatkowski, Nebraska	14	106-	67-	309	22.1
4. Bryant Reeves, Oklahoma State	14	110-	86-	306	21.9
5. Fred Hoiberg, Iowa State	14	93-	78-	294	21.0
6. Askia Jones, Kansas State	14	92	62-	283	20.2
7. Julius Michalik, Iowa State	14	111-	51-	280	20.0
8. Melvin Booker, Missouri	14	82	68-	260	18.6
9. Calvin Curry, Oklahoma	13	81-	19-	232	17.8
10. Brooks Thompson, Okla. State	14	71-	45-	236	16.9
13. Jaron Boone, Nebraska	14	73-	29-	199	14.2
20. Erick Strickland, Nebraska	14	49-	56-	172	12.3

FIELD GOAL PERCENTAGE

(Min. 5 att. per game)	FG-FGA	Pct.
1. Bryant Reeves, Oklahoma State	110-173	.636
2. Greg Ostertag, Kansas	72-118	.610
3. Julius Michalik, Iowa State	111-192	.578
4. Richard Scott, Kansas	58-105	.552
5. Jaron Boone, Nebraska	73-143	.510
6. Kelly Thames, Missouri	61-121	.504
7. Fred Hoiberg, Iowa State	93-185	.503
8. Eric Piatkowski, Nebraska	106-212	.500
9. Jeff Webster, Oklahoma	123-250	.492
10. Melvin Booker, Missouri	82-168	.488

3-POINT PERCENTAGE


(Min. 1 att. per game)	3FG-3FGA	Pct.
1. Jaron Boone, Nebraska	24-52	.462
2. Greg Gurley, Kansas	17-37	.459
3. Brooks Thompson, Oklahoma State	49-108	.454
4. Randy Rutherford, Oklahoma State	36-81	.444
5. Hurl Beechum, Iowa State	28-63	.444
6. Calvin Curry, Oklahoma	51-116	.440
7. Mark Atkins, Missouri	35-80	.438
8. Sean Pearson, Kansas	17-40	.425
9. Ryan Minor, Oklahoma	18-44	.409
10. Fred Hoiberg, Iowa State	30-75	.400
Paul O'Liney, Missouri	26-65	.400

FREE THROW PERCENTAGE

(Min. 2 att. per game)	FT-FTA	Pct.
1. Fred Hoiberg, Iowa State	78-88	.886
2. John Ontjes, Oklahoma	62-71	.873
3. Anthony Beane, Kansas State	32-37	.865
4. Erick Strickland, Nebraska	56-65	.862
5. Julius Michalik, Iowa State	51-60	.850
6. Randy Rutherford, Oklahoma State	34-40	.850
7. Jamar Johnson, Nebraska	29-35	.829
8. Eric Piatkowski, Nebraska	67-81	.827
9. Askia Jones, Kansas State	62-76	.816
10. Jeff Webster, Oklahoma	71-89	.798

REBOUNDS

	G	Reb.	Avg.
1. Bryant Reeves, Oklahoma State	14	155	11.1
2. Deryl Cunningham, Kansas State	14	145	10.4
3. Mark Dean, Colorado	13	118	9.1
4. Donnie Boyce, Colorado	13	110	8.5
5. Greg Ostertag, Kansas	14	118	8.4
6. Jevon Crudup, Missouri	14	115	8.2
7. Kelly Thames, Missouri	14	115	8.2
8. Ryan Minor, Oklahoma	11	85	7.7
9. Jeff Webster, Oklahoma	14	100	7.1
Eric Piatkowski, Nebraska	14	99	7.1



Jaron Boone led the Big Eight in 3-point shooting a year ago at 46.2 percent for conference games only.

ASSISTS

	G	Assists	Avg.
1. Jacque Vaughn, Kansas	14	83	5.9
2. Brooks Thompson, Oklahoma State	14	78	5.6
3. John Ontjes, Oklahoma	14	73	5.2
4. Donnie Boyce, Colorado	13	64	4.9
5. Jamar Johnson, Nebraska	14	62	4.4
6. Pete Lewis, Oklahoma	14	59	4.2
7. Anthony Beane, Kansas State	14	59	4.2
8. Lamont Frazier, Missouri	14	57	4.1
9. Jaron Boone, Nebraska	14	57	4.1
10. Steve Woodberry, Kansas	14	56	4.0

STEALS

	G	Steals	Avg.
1. Brooks Thompson, Oklahoma State	14	38	2.7
2. Ryan Minor, Oklahoma	11	27	2.5
3. Steve Woodberry, Kansas	14	30	2.1
4. Donnie Boyce, Colorado	13	26	2.0
5. Belvis Noland, Kansas State	14	26	1.9
6. Pete Lewis, Oklahoma	14	25	1.8
7. Jamar Johnson, Nebraska	14	24	1.7
8. Eric Piatkowski, Nebraska	14	22	1.6
9. Five at 1.4			

BLOCKED SHOTS

	G	Blk.	Avg.
1. Greg Ostertag, Kansas	14	47	3.4
2. Bryant Reeves, Oklahoma State	14	36	2.6
3. Donnie Boyce, Colorado	13	20	1.5
4. Ted Allen, Colorado	14	20	1.4
5. Jevon Crudup, Missouri	14	16	1.1
6. Terrance Badgett, Nebraska	14	15	1.1
7. Fred Edmonds, Colorado	13	13	1.0
8. Eric Piatkowski, Nebraska	14	12	0.9
9. Ryan Minor, Oklahoma	11	9	0.8
10. Jeff Webster, Oklahoma	14	11	0.8

1993-94 NEBRASKA BOX SCORES

Game No. 1

NEBRASKA 96, TEXAS-SAN ANTONIO 85

Nov. 27--at Lincoln, Neb.

Roadrunners	min	fg-fga	ft-fta	rb	pf	a	tp
Spencer Rhynes	21	3-8	1-3	3	1	2	7
Rodney Smith	31	8-17	2-4	8	4	2	21
Tom Oswald	22	1-1	2-2	4	4	1	5
Thaddeus Wordlaw	18	1-3	0-0	1	2	2	2
Tim Glover	19	2-10	0-0	2	2	3	6
Daniel Montgomery	22	3-8	4-4	2	1	6	13
Arvesta Kelly	5	0-2	0-0	1	1	0	0
Michael King	24	8-17	2-2	12	3	2	18
Afis Olajuwon	24	4-8	2-2	3	4	0	11
Darren Webber	14	0-1	2-4	2	1	0	2
Team				5			
Totals	200	30-75	15-21	43	23	18	85

Huskies	min	fg-fga	ft-fta	rb	pf	a	tp
Terrance Badgett	21	8-10	1-2	5	2	0	17
Eric Piatkowski	27	7-13	9-9	5	3	0	24
Bruce Chubick	19	2-6	0-0	5	2	0	5
Jamar Johnson	27	3-6	3-3	2	2	8	10
Jaron Boone	31	4-16	0-0	3	3	6	9
Erick Strickland	22	5-10	0-0	4	2	9	10
Jason Glock	13	2-4	0-0	1	2	0	4
Mikki Moore	5	0-0	1-2	0	0	0	1
Tom Best	16	5-8	1-4	7	2	0	11
Melvin Brooks	19	2-4	1-1	9	2	3	5
Team				4			
Totals	200	38-77	16-21	45	20	26	96

Texas-San Antonio				40	45	--	85
Nebraska				51	45	--	96

3-point goals: Texas-SA 10-27 (Smith 3-7, Oswald 1-1, Wordlaw 0-1, Glover 2-7, Montgomery 3-6, King 0-2, Olajuwon 1-2, Webber 0-1), Nebraska 4-17 (Johnson 1-4, Strickland 0-2, Piatkowski 1-4, Boone 1-3, Chubick 1-2, Glock 0-1, Best 0-1). **FG%:** Texas-SA 40.0, Nebraska 49.4. **FT%:** Texas-SA 71.4, Nebraska 76.2. **Turnovers:** Texas-SA 21, Nebraska 18. **Blocked shots:** Texas-SA 4 (Rhynes, Smith, Oswald, King), Nebraska 3 (Strickland 2). **Steals:** Texas-SA 5 (Smith 3), Nebraska 8 (Strickland 3). **Technical fouls:** None. **Officials:** Paul Janssen, Mark McMullen, Al Green. **Attendance:** 12,446.

Game Notes: Visiting Roadrunners held 3-2 lead less than a minute into the game, but Badgett jumper with 18:33 to play put Huskers ahead for good...NU led by as many as 16 points in first half and by 21 in second 20 minutes...Badgett tied his career scoring high of 17 points...crowd of 12,446 was second-largest opening night crowd in Devaney Center history...win was NU's 13th straight in Devaney Center opener and 30th straight homecourt win vs. non-league foes...Piatkowski scored 24 points to move his career total to 1,312 points as he moved into fifth place on the Husker career list, passing Tom Baack and Andre Smith...Strickland had a career-high nine assists, Best equaled his career scoring high of 11.

Game No. 2

TEXAS 78, NEBRASKA 75

Nov. 28--at Lincoln, Neb.

Longhorns	min	fg-fga	ft-fta	rb	pf	a	tp
Tremaine Wingfield	13	0-2	0-0	1	2	0	0
Albert Burditt	39	4-5	2-4	5	3	0	10
Rich McIver	19	1-1	0-0	3	3	2	2
Roderick Anderson	37	5-10	3-6	2	2	6	15
Terrence Rencher	33	13-22	6-9	5	3	2	35
Sheldon Quarles	9	1-1	1-2	2	2	0	3
Lamont Hill	10	1-4	0-0	1	0	1	2
Tommy Penders	2	0-1	0-1	0	0	0	0
Tony Watson	24	3-9	0-0	7	5	0	9
Gerrald Houston	14	1-2	0-0	5	1	0	2
Team							
Totals	200	29-57	12-22	31	21	11	78

Huskies	min	fg-fga	ft-fta	rb	pf	a	tp
Terrence Badgett	25	5-7	1-1	6	2	1	11
Eric Piatkowski	37	11-19	8-11	10	2	1	35
Bruce Chubick	17	2-4	5-7	4	1	0	9
Jamar Johnson	33	2-5	0-0	3	5	4	4

Jaron Boone	31	3-9	0-0	3	2	6	6
Erick Strickland	17	0-4	0-1	3	4	0	0
Jason Glock	3	0-0	0-0	0	0	0	0
Tom Best	16	1-7	2-2	8	0	1	4
Melvin Brooks	21	2-4	2-2	4	3	0	6
Team				1			
Totals	200	26-59	18-24	42	19	13	75

Texas				36	42	--	78
Nebraska				35	40	--	75

3-point goals: Texas 8-18 (Anderson 2-4, Rencher 3-5, Hill 0-1, Watson 3-8), Nebraska 5-16 (Piatkowski 5-10, Johnson 0-1, Boone 0-3, Strickland 0-1, Brooks 0-1). **FG%:** Texas 50.9, Nebraska 44.1. **FT%:** Texas 54.5, Nebraska 75.0. **Turnovers:** Texas 19, Nebraska 22. **Blocked shots:** Texas 1 (Watson), Nebraska 3 (Piatkowski, Johnson, Strickland). **Steals:** Texas 8 (Rencher 4), Nebraska 7 (Brooks 2). **Technical fouls:** None. **Officials:** Lenny Wirtz, Dick Paparo, Stanley Rote. **Attendance:** 12,378.

Game Notes: Texas snapped Huskers' 30-game homecourt win streak vs. non-conference opponents, was only fifth home non-conference loss under Coach Danny Nee and first since 79-72 setback to Idaho during 1989-90 season...Longhorns held 36-35 halftime lead and led by as many as seven points in last half...NU tied the game at 69-all with 3:57 to play, and took the lead on a Johnson jumper with 2:10 left...NU had 75-74 lead with 1:02 to play...an NU turnover with 16 seconds left gave Texas life, and the Longhorns' Rencher hit two free throws seconds later to give visitors 76-75 lead...Huskies still had hope, but their 22nd turnover with seven seconds left ended the comeback bid...Rencher's layin with four seconds left gave Longhorns' three-point lead, and Piatkowski's trey at the buzzer was off the mark...Piatkowski had career-high 35 points, most points by an NU player since Rich King poured in 40 vs. Northern Illinois during 1990-91 season...Huskies had season-high 22 turnovers and season-low 10 bench points...Rencher's 35 points most vs. NU in 1993-94.

Game No. 3

APPALACHIAN STATE 91, NEBRASKA 82

Dec. 1--at Boone, N.C.

Huskies	min	fg-fga	ft-fta	rb	pf	a	tp
Jamar Johnson	39	12-20	1-1	4	0	3	29
Jaron Boone	31	3-5	1-2	4	3	1	7
Terrance Badgett	35	1-4	0-0	2	1	1	2
Bruce Chubick	29	3-6	0-0	6	4	0	6
Eric Piatkowski	30	5-15	2-3	3	3	2	14
Jason Glock	9	2-2	0-0	0	1	0	6
Tom Best	23	5-8	0-0	8	4	1	10
Melvin Brooks	20	1-3	1-2	5	3	1	3
Erick Strickland	14	2-5	0-0	2	5	1	5
Team				4			
Totals	200	34-68	5-8	38	24	10	82

Mountaineers	min	fg-fga	ft-fta	rb	pf	a	tp
Nod Carter	25	10-13	9-11	5	2	0	32
Jeff Williams	28	1-6	3-4	2	2	2	6
Ricky Nedd	27	2-3	1-2	6	1	6	5
Brian Hege	19	6-10	1-2	3	2	1	18
Chad McClendon	27	7-11	2-3	4	0	1	16
William Cook	11	2-4	1-2	0	2	0	6
Junior Braswell	6	0-1	2-2	0	1	1	2
Tremayne Rooks	11	0-1	0-1	1	0	0	0
Billy Shepherd	6	2-3	1-1	1	1	0	6
Team				1			
Totals	200	30-52	20-28	23	11	11	91

Nebraska				38	44	--	82
Appalachian State				48	43	--	91

3-point goals: Nebraska 9-15 (Johnson 4-6, Piatkowski 2-5, Glock 2-2, Strickland 1-2), Appalachian St. 11-16 (Carter 3-3, Williams 1-2, Nedd 0-1, Hege 5-7, Cook 1-2, Braswell 0-2, Shepherd 1-1). **FG%:** Nebraska 50.0, Appalachian St. 57.7. **FT%:** Nebraska 62.5, Appalachian St. 71.4. **Turnovers:** Nebraska 16, Appalachian St. 17. **Blocked shots:** Nebraska 2 (Badgett), Appalachian St. 2 (Williams, Rooks). **Steals:** Nebraska 11 (Boone 4), Appalachian St. 7 (Nedd 3, Hege 3). **Technical fouls:** None. **Officials:** Jim Rife, Mike Costile, Donnie Harrison. **Attendance:** 4,581.

Game Notes: Huskers dipped below .500 mark with second-straight loss, as red-hot Mountaineers handed Huskers nine-point loss...NU held eight-point lead at 21-13 with 11:36 left in opening half, but home team closed half with 35-17 run to take a 48-38 halftime lead...Appalachian State hit 61.9 percent of its field goals in the final half, including 83.3 percent from 3-point range to hold off Huskers...NU closed to within 61-60 with 11:27 left on a Johnson layin, and were within four at 81-77 with 2:24 left,

but Mountaineers used 10-2 run to put game away...NU was first Big Eight team to venture to Boone...Johnson had season-high 29 points for NU...Appalachian State's 68.8 percent effort from 3-point range best vs. NU in 1993-94.

Game No. 4

NEBRASKA 94, OHIO 68
Dec. 3--Lincoln, Neb., Ameritas Classic

Bobcats	min	fg-fga	ft-fta	rb	pf	a	tp
Gary Trent	30	6-15	3-4	13	1	1	15
Jeff Boals	33	4-8	1-2	11	3	4	10
Jason Terry	19	3-4	0-1	0	4	1	6
Chad Estis	24	3-9	2-3	2	1	2	10
Gus Johnson	17	2-6	0-0	1	1	1	5
Geno Ford	23	5-9	2-4	0	2	2	14
Rush Floyd	4	0-1	0-0	2	0	0	0
Jason Kent	8	0-2	0-0	1	0	2	0
Kevin Murphy	11	3-5	0-2	1	1	0	6
Ryan Greenwood	25	0-2	2-6	8	1	1	2
Curtis Simmons	6	0-1	0-0	1	1	0	0
Team				4			
Totals	200	26-62	10-22	44	15	14	68

Huskers	min	fg-fga	ft-fta	rb	pf	a	tp
Tom Best	17	2-6	0-0	3	3	2	5
Eric Piatkowski	24	5-10	2-2	3	1	5	16
Bruce Chubick	24	5-11	5-7	10	1	1	15
Jamar Johnson	24	7-8	1-1	1	1	8	15
Erick Strickland	24	4-7	0-0	1	2	3	11
Chad Jaeger	3	1-1	0-0	1	0	0	2
Chris Newton	3	0-2	0-0	1	0	0	0
Jaron Boone	23	7-11	0-0	2	2	2	14
Jason Glock	22	4-9	0-0	3	0	6	8
Mikki Moore	14	1-4	3-4	1	3	0	5
Melvin Brooks	22	1-3	1-2	4	3	6	3
Team				3			
Totals	200	37-72	12-16	33	16	33	94

Ohio				33	35	--	68
Nebraska				51	43	--	94

3-point goals: Ohio 6-22 (Trent 0-1, Boals 1-2, Estis 2-8, Johnson 1-5, Ford 2-5, Floyd 0-1), Nebraska 8-24 (Best 1-3, Piatkowski 4-6, Johnson 0-1, Strickland 3-5, Newton 0-1, Boone 0-2, Glock 0-3, Moore 0-1, Brooks 0-2). **FG%:** Ohio 41.9, Nebraska 51.4. **FT%:** Ohio 45.5, Nebraska 75.0. **Turnovers:** Ohio 24, Nebraska 7. **Blocked shots:** Ohio 3 (Trent, Terry, Greenwood), Nebraska 3 (Piatkowski, Johnson, Moore). **Steals:** Ohio 4 (Johnson 2), Nebraska 11 (Strickland 3). **Technical fouls:** None. **Officials:** Paul Sheilte, Don Griffin, Denny Freund. **Attendance:** 11,202.

Game Notes: Piatkowski's layin with 18:56 left in first half broke two-all tie and gave NU lead for good...Huskers led by nine in early going, but watched Bobcats climb to within 25-24 with 9:13 to play on Ford 3-pointer...Piatkowski's trey seconds later started NU on a 24-5 run that gave home team a 49-29 lead with 1:30 left in first half...Huskers led by as many as 30 in final half (80-50 with 10:20 to play)...game matched NU Coach Danny Nee against the school where he began his head coaching career...Nebraska had season-high 33 assists, season-low seven turnovers...Glock had career-highs of eight points and six assists...Bobcats went on to capture Mid-American Conference title and earn NCAA Tournament bid...win moved Huskers record to 2-2, dropped Bobcats to 1-1...in other first-round game, Portland downed Navy, 94-93, to advance to title game...win was NU's 11th-straight in Ameritas Classic play, advanced Huskers to title game for seventh-straight season.

Game No. 5

NEBRASKA 111, PORTLAND 85
Dec. 4--at Lincoln, Neb., Ameritas Classic

Pilots	min	fg-fga	ft-fta	rb	pf	a	tp
Matt Houle	21	8-17	4-4	1	4	1	22
Canaan Chatman	21	2-6	5-9	6	3	0	9
Curt Ranta	25	2-3	5-6	4	3	1	9
Jerry Allen	29	1-4	0-0	1	2	5	2
Ray Ross	24	8-22	2-2	2	3	2	22
Kasey Flicker	17	0-2	0-0	2	2	6	0
Rick Brainard	15	2-5	0-0	2	4	0	4
Ronnie Fines	23	5-13	1-2	4	3	3	13
LaRon Bristol	14	0-6	0-0	6	1	1	0
Jason Harris	11	2-3	0-0	4	1	0	4
Team				6			
Totals	200	30-81	17-23	38	26	19	85

Huskers	min	fg-fga	ft-fta	rb	pf	a	tp
Tom Best	18	1-8	3-4	4	3	1	5
Bruce Chubick	22	5-6	5-6	7	1	0	15
Jamar Johnson	9	3-3	1-2	1	1	2	7
Erick Strickland	24	5-8	1-2	7	2	8	12
Eric Piatkowski	33	6-15	3-4	8	2	8	15
Lee Steinbrook	1	2-2	0-0	0	0	0	4
Jaron Boone	30	7-7	3-5	2	2	5	18
Jason Glock	21	5-9	1-2	3	1	2	12
Mikki Moore	9	1-1	3-4	3	0	0	5
Melvin Brooks	21	5-6	0-0	5	3	3	10
Terrance Badgett	11	3-7	2-2	2	1	2	8
Kip Realph	1	0-2	0-0	1	0	0	0
Team				6			
Totals	200	43-74	22-31	49	16	31	111

Portland				31	54	--	85
Nebraska				53	58	--	111

3-point goals: Portland 8-29 (Houle 2-5, Chatman 0-1, Allen 0-3, Ross 4-11, Flicker 0-2, Brainard 0-1, Fines 2-5, Bristol 0-1), Nebraska 3-9 (Best 0-1, Strickland 1-4, Boone 1-1, Glock 1-2, Realph 0-1). **FG%:** Portland 37.0, Nebraska 58.1. **FT%:** Portland 73.9, Nebraska 71.0. **Turnovers:** Portland 23, Nebraska 21. **Blocked shots:** Portland 1 (Ross), Nebraska 5 (Moore 2). **Steals:** Portland 14 (Chatman 3, Ross 3), Nebraska 11 (Strickland 3). **Technical fouls:** None. **Officials:** Denny Freund, Paul Shelite, Kendal Cudjoe. **Attendance:** 11,022.

Game Notes: Nebraska scored first on a Piatkowski layin and never trailed, although the game was tied once...with NU holding 17-14 lead, Huskers used 14-0 run to take a 31-17 lead with 9:10 left in opening half...Nebraska led by 22 at intermission, built advantage to 28 in second half...Chubick had a career-high-tying 15 points, while Glock had a career-high 12 points and Boone netted a career-high 18 points...Brooks also poured in a career-high 10 points...Piatkowski dished out career-high-tying eight assists...NU's 111 points ranked as seventh-highest single-game output ever, were most on season...win was NU's 12th-straight in Ameritas Classic, sixth straight in title game...Piatkowski was tourney MVP for second-straight season, was joined on all-tournament team by teammates Chubick and Strickland, Navy's T.J. Hall, Ohio's Gary Trent and Portland's Houle...NU had season-high 57 bench points, 58 second-half points...Nebraska moved to 3-2 on the season, Portland fell to 4-2...in consolation game, Ohio beat Navy, 68-50, for third place.

Game No. 6

NEBRASKA 67, CREIGHTON 53
Dec. 9--Omaha, Neb.

Huskers	min	fg-fga	ft-fta	rb	pf	a	tp
Erick Strickland	28	2-8	4-7	2	4	7	9
Jaron Boone	27	2-6	0-0	2	1	1	4
Tom Best	16	2-4	0-0	7	4	1	4
Bruce Chubick	32	5-5	3-4	4	1	0	13
Eric Piatkowski	35	6-16	4-6	5	1	1	17
Jason Glock	25	3-5	2-2	1	1	4	9
Mikki Moore	5	0-0	0-0	1	1	0	0
Melvin Brooks	13	1-1	0-0	3	3	1	2
Terrance Badgett	19	4-7	0-2	4	4	2	9
Team				2			
Totals	200	25-52	13-21	31	20	17	67

Bluejays	min	fg-fga	ft-fta	rb	pf	a	tp
Jason Singleton	40	2-8	2-2	5	0	2	8
Nate King	32	6-9	1-4	7	4	0	13
Denny Halligan	34	4-7	4-4	0	2	4	15
Andre Tucker	27	1-6	3-5	3	5	5	5
Jerry Vanderheydt	34	3-7	2-2	10	5	0	8
Troy Wharton	19	1-7	0-0	0	2	2	3
Randall Crutcher	14	0-2	1-4	5	2	1	1
Team				2			
Totals	200	17-46	13-21	32	20	14	53

Nebraska				23	44	--	67
Creighton				28	25	--	53

3-point goals: Nebraska 4-21 (Strickland 1-6, Boone 0-3, Piatkowski 1-6, Glock 1-3, Badgett 1-3), Creighton 6-13 (Singleton 2-3, Halligan 3-5, Wharton 1-5). **FG%:** Nebraska 48.1, Creighton 37.0. **FT%:** Nebraska 61.9, Creighton 61.9. **Turnovers:** Nebraska 15, Creighton 20. **Blocked shots:** Nebraska 1 (Badgett), Creighton 0. **Steals:** Nebraska 14 (Piatkowski 3), Creighton 7 (Singleton 2, Tucker 2, Vanderheydt 2). **Technical fouls:** None. **Officials:** Scott Thornley, James Armstrong, Eddie Jackson. **Attendance:** 8,383.

Game Notes: Nebraska beat instate rival Bluejays for fourth-straight season, beat CU in Omaha for second-straight time...Nebraska held 14-9 lead with 11:05 to play in first half, but Bluejays used 8-0 run to take 17-14 lead on Halligan trey with 9:00

left...Bluejays led by five at intermission, built lead to as many as seven in early stages of second half...NU forced second-half ties at 32 and 35...with game tied at 35, Huskers scored 11-straight points to take a 46-35 lead with 9:09 left and Creighton never got closer than four after that...23 first-half points and 67 points for game were season-lows for NU, as was its 61.9 percent effort from the free throw line...after 1-2 start, Huskers won third straight, moved record to 4-2, while Creighton dropped to 1-4.

Game No. 7

NEBRASKA 94, WICHITA ST. 72

Dec. 11--at Lincoln, Neb.

Shockers	min	fg-fga	ft-fsa	rb	pf	a	tp
L.D. Swanson	31	5-16	2-3	10	3	2	14
Jamie Arnold	36	7-12	11-14	12	3	0	26
Darin Miller	28	4-7	2-4	2	1	0	10
K.C. Hunt	29	1-5	2-2	2	3	6	4
Terrance Flowers	16	2-8	0-0	0	5	3	5
Larry Callis	18	0-1	0-0	2	5	1	0
Keith Stricklen	11	1-3	0-0	1	2	1	3
Chad Elstun	20	2-8	0-0	3	2	3	5
Ryan Herra	11	1-2	2-2	0	3	0	5
Team				4			
Totals	200	23-62	19-25	36	27	16	72

Huskers	min	fg-fga	ft-fsa	rb	pf	a	tp
Tom Best	21	5-7	5-5	5	3	2	15
Eric Piatkowski	29	7-12	2-4	3	1	3	18
Bruce Chubick	25	2-10	6-7	12	4	1	10
Erick Strickland	27	4-7	5-6	5	2	5	16
Jaron Boone	23	3-7	4-6	4	2	1	10
Lee Steinbrook	3	0-0	0-0	0	0	0	0
Jason Glock	22	3-5	2-2	1	1	2	9
Mikki Moore	3	0-0	0-0	0	0	0	0
Melvin Brooks	20	3-7	1-2	7	2	3	8
Terrance Badgett	24	4-9	0-2	5	4	3	8
Kip Realph	3	0-0	0-0	1	1	0	0
Team				2			
Totals	200	31-64	25-34	45	20	20	94

Wichita State				37	35	--	72
Nebraska				48	46	--	94

3-point goals: Wichita State 7-25 (Swanson 2-5, Arnold 1-2, Hunt 0-4, Flowers 1-4, Stricklen 1-3, Elstun 1-5, Herra 1-2), Nebraska 7-14 (Piatkowski 2-5, Strickland 3-4, Boone 0-1, Glock 1-1, Brooks 1-1, Badgett 0-2). **FG%:** Wichita State 37.1, Nebraska 48.4. **FT%:** Wichita State 76.0, Nebraska 73.5. **Turnovers:** Wichita State 18, Nebraska 15. **Blocked shots:** Wichita State 3 (Arnold 2), Nebraska 4 (Strickland, Moore, Brooks, Badgett). **Steals:** Wichita State 10 (Swanson 3, Arnold 3), Nebraska 15 (Strickland 5). **Technical fouls:** None. **Officials:** Rick Wulkow, David Hall, Charles Greene. **Attendance:** 12,134.

Game Notes: Nebraska held 37-36 first-half lead with 3:31 left, then went on 11-1 run to take 48-37 halftime lead...Shockers climbed to within four at 54-50 with 15:48 to play, but 7-0 NU run pushed Huskers' lead back to 11 at 61-50 with 14:34 left and Wichita State never got closer than six after that...Best had a career-high 15 points...NU won fourth straight, improved to 5-2 on season, while Wichita State fell to 1-3.

Game No. 8

NEBRASKA 85, MICHIGAN STATE 81

Dec. 18--East Lansing, Mich.

Huskers	min	fg-fga	ft-fsa	rb	pf	a	tp
Tom Best	20	2-4	0-0	4	2	1	4
Bruce Chubick	27	8-11	3-4	8	2	0	19
Erick Strickland	28	7-14	2-2	10	4	1	19
Jaron Boone	29	4-12	0-0	1	1	8	10
Eric Piatkowski	34	7-19	2-2	6	2	4	18
Jamar Johnson	12	2-2	0-0	1	0	4	5
Jason Glock	17	1-2	0-0	6	1	3	2
Melvin Brooks	19	1-4	0-0	3	1	0	2
Terrance Badgett	14	3-5	0-1	0	4	1	6
Team				1			
Totals	200	35-73	7-9	40	17	22	85

Spartans	min	fg-fga	ft-fsa	rb	pf	a	tp
Jon Garavaglia	16	1-4	0-0	3	0	1	2
Quinton Brooks	33	11-13	3-4	3	2	0	25
Anthony Miller	34	7-10	4-6	12	2	1	18
Kris Weshinsky	31	0-4	0-0	4	4	5	0
Shawn Respert	35	8-21	7-8	3	1	6	28

David Hart	4	0-0	0-0	1	0	0	0
Eric Snow	25	0-1	0-0	4	1	6	0
Daimon Beathea	11	2-5	0-2	2	2	0	4
Jamie Feick	11	2-3	0-0	0	0	1	4
Team				2			
Totals	200	31-61	14-20	34	12	20	81

Nebraska				47	42	--	85
Michigan State				35	46	--	81

3-point goals: Nebraska 8-21 (Chubick 0-1, Strickland 3-5, Boone 2-3, Piatkowski 2-7, Johnson 1-1, Glock 0-1, Brooks 0-2, Badgett 0-1), Michigan State 5-18 (Garavaglia 0-1, Miller 0-1, Weshinsky 0-3, Respert 5-12, Snow 0-1). **FG%:** Nebraska 47.9, Michigan State 50.8. **FT%:** Nebraska 77.8, Michigan State 70.0. **Turnovers:** Nebraska 15, Michigan State 15. **Blocked shots:** Nebraska 3 (Chubick, Brooks, Badgett), Michigan State 4 (Miller 2). **Steals:** Nebraska 10 (Strickland 3), Michigan State 8 (Miller 3). **Technical fouls:** None. **Officials:** Denny Freund, James Armstrong, J.C. Leimbach. **Attendance:** 12,229.

Game Notes: Nebraska snapped Spartans' 22-game homecourt win streak vs. non-conference opponents with 85-81 victory at East Lansing...Michigan State took 8-5 lead with 17:43 left in first half on Miller lay-in, but NU went on 26-10 run to take a 31-18 lead with 8:43 left on Best jumper...Huskers, who held 47-35 halftime lead, hit 52.8 percent of their field goals in opening half...NU extended halftime advantage to 15 at 54-39 with 18:33 left, but Spartans went on 18-0 run to take a 57-54 lead with 13:36 left...NU tied the game at 67-all with 8:03 left on Strickland trey, then took the lead on a Strickland jumper with 7:33 left...Spartans rallied to take 78-77 lead with 1:58 left, but NU regained the lead for good with 1:42 to play on a Chubick follow that started a 6-0 Husker run...Respert jumper with 2.7 seconds left cut lead to 83-81, but Boone's lay-in horn provided final margin...Chubick had career-high 19 points and eight rebounds, was named Phillips 66 Big Eight Player-of-the-Week for his effort...Strickland had career-high 10 rebounds, season-best 19 points, while Glock grabbed career-best six boards...Huskers won fifth straight and improved to 6-2, Spartans fell to 6-3.

Game No. 9

NEBRASKA 86, FLORIDA A&M 61

Dec. 20--at Lincoln, Neb.

Rattlers	min	fg-fga	ft-fsa	rb	pf	a	tp
Damon Black	33	7-18	1-1	2	2	0	16
Israel Smith	13	1-7	2-2	6	3	0	4
Joey McGear	25	2-5	3-4	9	4	0	7
Kevin Colson	22	2-7	6-8	6	2	4	10
Billy McClammey	20	1-6	0-0	2	0	0	3
Demetric Salters	3	0-2	0-0	0	0	0	0
Brian Clark	1	0-0	0-0	0	0	0	0
Byron Coast	22	3-9	2-2	3	1	2	8
Curtis Williams	23	2-11	1-6	9	4	1	5
Renaldo Davis	5	0-0	0-0	0	0	0	0
Steve Bryant	27	4-6	0-0	5	2	1	8
Cedric Harden	6	0-1	0-0	3	1	0	0
Team				9			
Totals	200	22-72	15-23	54	19	8	61

Huskers	min	fg-fga	ft-fsa	rb	pf	a	tp
Tom Best	21	1-4	2-2	3	3	1	4
Eric Piatkowski	28	9-14	5-5	3	2	3	23
Bruce Chubick	19	4-6	1-2	10	1	1	9
Erick Strickland	20	1-7	0-0	5	0	5	2
Jaron Boone	25	2-6	0-0	0	3	1	4
Jamar Johnson	17	3-4	3-4	1	1	5	9
Jason Glock	21	1-3	2-2	5	3	2	5
Mikki Moore	15	3-6	0-4	0	1	0	6
Melvin Brooks	19	3-6	2-3	5	4	3	9
Terrance Badgett	15	6-9	3-4	6	0	0	15
Team				6			
Totals	200	33-65	18-26	44	18	21	86

Florida A&M				22	39	--	61
Nebraska				51	35	--	86

3-point goals: Florida A&M 2-22 (Black 1-8, Closen 0-3, McClammey 1-4, Salters 0-1, Coast 0-4, Williams 0-1, Bryant 0-1), Nebraska 2-14 (Best 0-1, Piatkowski 0-2, Chubick 0-1, Strickland 0-2, Boone 0-2, Glock 1-2, Moore 0-1, Brooks 1-2, Badgett 0-1). **FG%:** Florida A&M 30.6, Nebraska 50.8. **FT%:** Florida A&M 65.2, Nebraska 69.2. **Turnovers:** Florida A&M 27, Nebraska 21. **Blocked shots:** Florida A&M 2 (Bryant 2), Nebraska 8 (Best 2, Moore 2, Badgett 2). **Steals:** Florida A&M 11 (Coast 3), Nebraska 22 (Piatkowski 5). **Technical fouls:** None. **Officials:** Rich Stonum, Bob Barnett, John Higgins. **Attendance:** 11,829.

Game Notes: Huskers trailed Rattlers 6-2 early, but 28-4 run by the home team gave NU a 30-10 lead with 8:19 left in first half...NU's 29-point halftime lead was largest of first half...Florida A&M never got closer than 20 in the second half...Huskers' 22 steals

were school record...NU's sixth-straight win moved record to 7-2, Florida A&M lost fifth straight to fall to 1-5...Rattlers' 54 rebounds most on season vs. NU...first-ever meeting between NU and FAMU.

Game No. 10

NEBRASKA 70, NORTHERN IOWA 63

Dec. 31--at Lincoln, Neb.

Panthers	min	fg-fga	ft-fta	rb	pf	a	tp
Brian Jones	21	1-7	2-2	6	2	2	4
Randy Blocker	32	4-15	3-4	5	5	1	11
John Holterhaus	22	5-7	0-0	6	2	0	10
Brian Carpenter	31	4-9	5-6	5	3	3	14
Cam Johnson	32	4-9	1-2	1	4	3	10
Jon Ellis	8	0-0	0-0	3	0	1	0
Ed Madlock	17	3-5	0-0	0	2	1	6
Sean Rice	19	2-4	0-0	2	1	2	4
Jason Sims	18	2-2	0-2	8	3	0	4
Team				1			
Totals	200	25-58	11-16	37	22	13	63

Huskers	min	fg-fga	ft-fta	rb	pf	a	tp
Tom Best	24	1-5	0-0	6	2	1	2
Eric Piatkowski	31	9-15	4-5	9	3	1	25
Bruce Chubick	24	2-4	2-2	6	3	1	6
Erick Strickland	23	2-8	3-4	3	3	3	7
Jaron Boone	26	4-11	0-0	1	0	3	8
Jamar Johnson	23	2-10	3-4	5	0	3	7
Jason Glock	15	1-2	0-0	4	3	1	3
Melvin Brooks	17	1-2	0-0	3	3	2	3
Terrance Badgett	17	3-6	3-9	5	2	2	9
Team				1			
Totals	200	25-63	15-24	43	19	17	70

Northern Iowa				30	33	--	63
Nebraska				47	23	--	70

3-point goals: Northern Iowa 2-10 (Jones 0-3, Blocker 0-1, Carpenter 1-2, Johnson 1-4), Nebraska 5-23 (Best 0-2, Piatkowski 3-7, Chubick 0-1, Strickland 0-4, Boone 0-5, Johnson 0-2, Glock 1-1, Brooks 1-1). **FG%:** Northern Iowa 43.1, Nebraska 39.7. **FT%:** Northern Iowa 68.8, Nebraska 39.7. **Turnovers:** Northern Iowa 19, Nebraska 19. **Blocked shots:** Northern Iowa 4 (Sims 2), Nebraska 4 (Best, Chubick, Brooks, Badgett). **Steals:** Northern Iowa 6 (Johnson 3), Nebraska 6 (Strickland 2). **Technical fouls:** None. **Officials:** Ed Hightower, Eric Harmon, Paul Kaster. **Attendance:** 14,012.

Game Notes: Nebraska hit 54.3 percent from the field in the first half en route to 47-30 halftime advantage, then hit just 21.4 percent in the final 20 minutes as Northern Iowa made run at the Huskers...NU built lead to 22 at 52-30 with 17:37 left in the game, but Panthers used a 33-13 run to pull within 65-63 with 1:35 left...NU then scored game's final five points for victory...Huskers shot just 21.4 percent from field, including 0-for-11 effort from 3-point range, and 57.9 percent from the line in final half...NU's 22 second-half points equaled season low, while its 21.4 percent effort from the floor in second half was also season low...Piatkowski scored a game-high 25 points, increased career total to 1,493 points, and in the process, passed Rich King for fourth place on NU's all-time chart...win was seventh straight for Huskers, who improved to 8-2, while Northern Iowa dropped to 4-4.

Game No. 11

NEBRASKA 78, IOWA STATE 72

Jan. 3--at Ames, Iowa

Huskers	min	fg-fga	ft-fta	rb	pf	a	tp
Jamar Johnson	24	1-7	8-8	3	1	3	11
Erick Strickland	22	1-7	5-6	3	2	6	8
Jaron Boone	32	6-11	2-2	3	1	1	16
Jason Glock	7	1-2	0-0	0	2	0	2
Tom Best	26	2-6	0-0	4	4	0	4
Melvin Brooks	14	1-7	0-0	2	1	3	3
Terrance Badgett	9	0-5	0-0	2	4	3	0
Bruce Chubick	31	3-5	0-0	5	3	0	6
Eric Piatkowski	35	9-13	8-9	5	4	1	28
Team				5			
Totals	200	24-63	23-25	32	22	17	78

Cyclones	min	fg-fga	ft-fta	rb	pf	a	tp
Derrick Hayes	6	2-4	0-0	1	2	1	4
Jason Kimbrough	25	3-8	2-2	3	3	3	8
Jacy Holloway	18	2-4	0-0	1	2	1	4
James Hamilton	18	1-4	0-0	4	3	1	2
Saun Jackson	5	0-1	1-2	2	1	1	1

Fred Brown	1	0-0	0-2	0	0	0	0
Donnell Bivens	18	1-2	0-0	1	2	0	2
Fred Hoiberg	36	7-13	5-5	9	2	2	19
Loren Meyer	31	3-8	7-8	10	3	1	13
Julius Michalik	31	4-6	11-12	5	4	1	19
Hurl Beechum	7	0-3	0-0	1	1	0	0
Marc Carlson	4	0-0	0-0	0	0	1	0
Team				6			
Totals	200	23-53	26-31	43	23	12	72

Nebraska				30	48	--	78
Iowa State				31	41	--	72

3-point goals: Nebraska 7-25 (Johnson 1-4, Strickland 1-5, Boone 2-3, Glock 0-1, Best 0-3, Brooks 1-3, Badgett 0-2, Piatkowski 2-4), Iowa State 0-13 (Hayes 0-1, Kimbrough 0-3, Holloway 0-1, Jackson 0-1, Hoiberg 0-4, Beechum 0-3). **FG%:** Nebraska 38.1, Iowa State 43.4. **Turnovers:** Nebraska 13, Iowa State 21. **Blocked shots:** Nebraska 4 (Piatkowski 2), Iowa State 3 (Bivens 2). **Steals:** Nebraska 12 (Johnson 3), Iowa State 9 (Hamilton 2, Hoiberg 2, Beechum 2). **Technical fouls:** None. **Officials:** Stanley Reynolds, Denny Freund, John Leimbach. **Attendance:** 12,888.

Game Notes: Nebraska ended Iowa State's school-record 22-game homecourt win streak with a 78-72 come-from-behind victory over the Cyclones in the Big Eight opener for both teams...game was tied at seven with 14:51 left in opening half, but NU used a 9-2 run to take a 16-9 lead with 10:39 left on a Piatkowski trey...Huskers had 26-19 lead with 5:04 left, but Iowa State closed half with 12-4 spurt to take 31-30 halftime lead...game was close throughout second half, but after Iowa State had taken a 52-51 lead with 10:42 to go on a Hoiberg jumper, Nebraska took control of the game with a 9-0 run that produced a 60-52 Husker lead with 8:25 left and the closest Iowa State would come after that was three, at 66-63 with 3:32 left...NU was eight-of-eight at line in game's final 2:26 to seal third win in last four seasons at Hilton Coliseum...victory on national television (ESPN) was eighth straight for Huskers and improved their record to 9-2, Cyclones fell to 7-2.

Game No. 12

NEBRASKA 89, SOUTHERN UTAH 85

Jan. 5--at Lincoln, Neb.

Thunderbirds	min	fg-fga	ft-fta	rb	pf	a	tp
Andy Ward	32	6-11	4-4	1	1	1	20
Donnie McDade	17	2-4	1-2	3	1	0	5
Sean Allen	39	8-18	8-9	9	5	4	24
Keith Berard	33	5-17	2-2	4	1	3	16
Reggie Ingram	29	6-13	1-3	4	2	5	14
Kim Blackner	15	0-2	0-0	2	0	1	0
Jim Faulkner	11	0-0	1-2	2	2	1	1
Kurt Bailey	6	1-1	0-0	1	0	0	2
Ralph Squire	6	1-1	1-2	3	1	0	3
Vic Saunders	12	0-0	0-0	1	3	0	0
Team				2			
Totals	200	29-67	18-24	32	16	15	85

Huskers	min	fg-fga	ft-fta	rb	pf	a	tp
Tom Best	19	2-3	0-0	4	0	1	4
Eric Piatkowski	26	8-11	3-4	6	2	6	23
Bruce Chubick	23	7-11	7-9	6	4	2	21
Erick Strickland	19	1-4	2-2	2	2	4	5
Jaron Boone	20	1-3	1-2	1	3	3	3
Lee Steinbrook	1	0-0	1-2	1	0	0	1
Jamar Johnson	27	2-5	0-2	4	1	4	5
Chris Newton	.5	0-0	0-0	0	0	0	0
Jason Glock	22	4-8	0-0	2	1	0	8
Mikki Moore	9	2-3	0-0	2	3	0	4
Melvin Brooks	17	2-5	2-2	4	5	0	6
Terrance Badgett	17	4-7	0-0	5	2	3	9
Kip Realph	.5	0-0	0-0	0	0	0	0
Team				1			
Totals	200	33-60	16-23	38	23	23	89

Southern Utah				34	51	--	85
Nebraska				40	49	--	89

3-point goals: Southern Utah 9-23 (Ward 4-6, Allen 0-1, Berard 4-11, Ingram 1-3, Blackner 0-2), Nebraska 7-18 (Piatkowski 4-7, Strickland 1-4, Boone 0-1, Johnson 1-2, Glock 0-3, Badgett 1-1). **FG%:** Southern Utah 43.3, Nebraska 55.0. **FT%:** Southern Utah 75.0, Nebraska 69.6. **Turnovers:** Southern Utah 14, Nebraska 22. **Blocked shots:** Southern Utah 1 (Allen), Nebraska 5 (Boone 2). **Steals:** Southern Utah 13 (Berard 5), Nebraska 5 (Chubick 2). **Technical fouls:** Allen. **Officials:** Sam Banks, Al Monaco, Willie Sanchez. **Attendance:** 12,093.

Game Notes: Nebraska had 27-18 lead over Thunderbirds with 5:08 left in first stanza, but Thunderbirds used 12-3 lead to pull even at 30 with 2:14 left in first half...Huskers then scored 10 of last 14 points of half for 40-34 halftime lead...NU built

lead to 18 in second half at 75-67 with 6:08 to play, but Southern Utah closed game with 28-14 run to make things interesting...closest SUU came was three, at 88-85, with two seconds to play...Chubick had a career-high 21 points...win was ninth-straight for Nebraska, which improved to 10-2, while loss ended three-game SUU win streak and was 12th-straight road loss for Thunderbirds...NU had season-high 22 turnovers.

Game No. 13

NEBRASKA 106, COLORADO 67

Jan. 8--at Lincoln, Neb.

Buffaloes	min	fg-fga	ft-fta	rb	pf	a	tp
Sande Goltart	27	2-4	0-0	3	2	0	4
Mark Dean	30	5-12	1-5	9	1	0	11
Ted Allen	23	2-7	2-3	6	4	3	6
Pete Hefty	13	0-3	0-0	1	2	0	0
Donnie Boyce	38	5-22	6-8	13	4	4	16
Kirk Williams	10	3-5	1-1	2	2	0	7
Fred Edmonds	18	4-8	3-6	4	2	1	11
Mack Tuck	22	1-7	1-2	2	2	2	4
Greg Jensen	19	3-6	2-2	1	1	1	8
Team				2			
Totals	200	25-74	16-27	43	20	11	67

Huskers	min	fg-fga	ft-fta	rb	pf	a	tp
Tom Best	15	0-6	0-0	1	2	1	0
Eric Piatkowski	25	7-12	1-2	14	2	1	18
Bruce Chubick	24	3-5	6-8	6	2	3	12
Erick Strickland	22	3-6	7-8	7	2	4	15
Jaron Boone	28	7-9	2-2	5	1	4	19
Lee Steinbrook	3	1-1	0-0	2	0	0	3
Jamar Johnson	25	3-7	0-0	3	1	6	8
Chris Newton	2	0-1	0-0	1	0	0	0
Jason Glock	17	4-7	0-0	5	4	2	9
Mikki Moore	6	0-2	2-2	1	2	0	2
Melvin Brooks	16	2-4	2-2	3	1	4	6
Terrance Badgett	17	6-10	2-2	3	4	4	14
Team				0			
Totals	200	36-70	22-26	51	21	29	106

Colorado				26	41	--	67
Nebraska				48	58	--	106

3-point goals: Colorado 1-12 (Allen 0-2, Hefty 0-1, Boyce 0-4, Williams 0-1, Tuck 1-4), Nebraska 12-22 (Piatkowski 3-6, Strickland 2-3, Boone 3-3, Steinbrook 1-1, Johnson 2-3, Glock 1-2, Brooks 0-2, Badgett 0-2). **FG%:** Colorado 33.8, Nebraska 51.4. **FT%:** Colorado 59.3, Nebraska 84.6. **Turnovers:** Colorado 20, Nebraska 14. **Blocked shots:** Colorado 1 (Allen), Nebraska 5 (Piatkowski 3). **Steals:** Colorado 9 (Boyce 3), Nebraska 6 (Strickland 2, Boone 2). **Technical fouls:** None. **Officials:** John Leimbach, Charles Greene, Mark McMullen. **Attendance:** 14,340.

Game Notes: After 4-4 tie with 16:56 left in first half, Huskers went on a 9-0 run and never looked back in posting their 10th-straight win...Buffs closed to within four at 24-20 with 7:57 left, but Nebraska closed half with 24-6 run for 48-26 halftime lead...in last half, Huskers led by as many as 44 and topped century mark on Badgett free throw with 2:04 left...Boone scored a career-high 19 points, while Piatkowski had a season-high 14 rebounds...NU recorded fourth-highest output ever vs. Big Eight opponent, while its 39-point win was second-largest ever vs. a Big Eight team behind a 48-8 victory over Kansas, March 2, 1900...NU tied Devaney Center record with 12 3-point goals...win was Huskers' 10th straight, only the eighth double-figure win streak in school history...NU started Big Eight play at 2-0 for first time since 1990-91, improved to 11-2 overall and 2-0 in league, while Buffs fell to 5-5 overall and 0-1 in league.

Game No. 14

NEBRASKA 92, MISSOURI-KANSAS CITY 71

Jan. 15--at Lincoln, Neb.

Kangaroos	min	fg-fga	ft-fta	rb	pf	a	tp
Darecko Rawlins	18	1-3	1-2	3	0	2	3
Tony Berg	32	7-12	0-1	8	3	0	14
Dennis Jacobs	35	7-13	12-13	11	3	0	26
Travis Salmon	28	1-6	0-2	4	5	3	2
Tony Dumas	36	4-15	6-8	3	3	3	16
Curtis Barnes	13	3-8	0-0	0	1	0	8
Vinson Smith	17	0-2	0-0	1	2	3	0
Joseph Seabrooks	3	0-0	0-0	0	0	0	0
Rick Muller	18	1-2	0-0	2	4	0	2
Team				2			
Totals	200	24-61	19-26	34	21	11	71

Huskers	min	fg-fga	ft-fta	rb	pf	a	tp
Melvin Brooks	25	5-6	0-1	5	3	2	12
Eric Piatkowski	31	4-9	0-1	4	2	7	10
Bruce Chubick	21	2-3	6-9	2	2	1	10
Erick Strickland	23	2-8	3-4	4	3	3	8
Jaron Boone	30	8-12	1-1	2	3	2	19
Jamar Johnson	21	5-8	2-2	4	1	3	14
Chris Newton	1	0-0	0-0	0	0	0	0
Jason Glock	12	1-3	0-0	0	1	0	2
Mikki Moore	3	0-0	0-0	2	1	1	0
Tom Best	11	1-3	1-2	3	3	1	3
Terrance Badgett	22	4-7	5-6	10	2	2	14
Team				1			
Totals	200	32-59	18-26	37	21	22	92

Missouri-Kansas City				33	38	--	71
Nebraska				47	45	--	92

3-point goals: Missouri-Kansas City 4-18 (Rawlins 0-1, Berg 0-2, Salmon 0-3, Dumas 2-7, Barnes 2-4, Smith 0-1), Nebraska 10-17 (Brooks 2-3, Piatkowski 2-5, Strickland 1-3, Boone 2-3, Johnson 2-2, Badgett 1-1). **FG%:** Missouri-Kansas City 39.3, Nebraska 54.2. **FT%:** Missouri-Kansas City 73.1, Nebraska 69.2. **Turnovers:** Missouri-Kansas City 17, Nebraska 18. **Blocked shots:** Missouri-Kansas City 2 (Rawlins, Dumas), Nebraska 6 (Brooks, Piatkowski, Strickland, Moore, Best, Badgett). **Steals:** Missouri-Kansas City 12 (Dumas 4), Nebraska 9 (Strickland 3). **Technical fouls:** None. **Officials:** Al Green, Charles Greene, Ron Grissom. **Attendance:** 14,358.

Game Notes: Huskers and 'Roos were tied at 11 with 15:07 left in first half, but home team went on a 13-0 run, capped by a Badgett trey, to take a 24-11 lead with 9:40 left in opening half...UMKC got no closer than nine in opening half, while Huskers led by as many as 15 and held 47-33 halftime advantage...Huskers held double-digit lead throughout final half, had biggest lead with 14 seconds to play at 92-67...win was 11th-straight for NU, which marked only second time since 1920-21 Huskers had fashioned an 11-game win streak...Huskers ended non-conference play 10-2...Brooks had career-high 12 points, Boone netted career-high-tying 19 points...Badgett grabbed career-high-tying 10 boards...Huskers moved to 12-2 overall, loss dropped Kangaroos to 5-11.

Game No. 15

COLORADO 86, NEBRASKA 81

Jan. 19--at Boulder, Colo.

Huskers	min	fg-fga	ft-fta	rb	pf	a	tp
Melvin Brooks	20	1-3	2-2	5	4	2	4
Bruce Chubick	26	4-7	3-5	5	5	1	12
Erick Strickland	18	4-9	4-4	2	5	1	12
Jaron Boone	29	6-12	2-2	1	5	2	17
Eric Piatkowski	36	7-19	0-0	6	1	3	16
Jamar Johnson	25	3-7	0-0	1	3	5	8
Jason Glock	12	1-2	0-0	2	0	1	2
Terrance Badgett	19	3-9	0-1	3	4	2	6
Tom Best	15	2-4	0-0	2	2	1	4
Team				1			
Totals	200	31-72	11-13	28	29	18	81

Buffaloes	min	fg-fga	ft-fta	rb	pf	a	tp
Sande Goltart	30	0-2	4-4	3	4	3	4
Mark Dean	36	12-18	6-8	13	1	2	30
Ted Allen	38	4-13	3-3	9	4	5	11
Donnie Boyce	37	6-17	12-16	14	2	8	26
Fred Edmonds	23	4-9	2-2	3	0	3	10
Greg Jensen	5	0-1	0-0	2	1	0	0
Pete Hefty	24	1-3	3-4	3	2	1	5
Rich Frandeen	6	0-0	0-0	2	1	0	0
Team				4			
Totals	200	27-63	30-37	53	15	22	86

Nebraska				37	44	--	81
Colorado				36	50	--	86

3-point goals: Nebraska 8-26 (Brooks 0-1, Chubick 1-1, Strickland 0-2, Boone 3-7, Piatkowski 2-9, Johnson 2-4, Glock 0-1, Badgett 0-1), Colorado 2-9 (Goltart 0-1, Allen 0-2, Boyce 2-4, Hefty 0-2). **FG%:** Nebraska 43.1, Colorado 42.9. **FT%:** Nebraska 84.6, Colorado 81.1. **Turnovers:** Nebraska 9, Colorado 15. **Blocked shots:** Nebraska 4 (Brooks), Colorado 4 (Allen 2). **Steals:** Nebraska 8 (Best 2), Colorado 2 (Dean, Boyce). **Technical fouls:** None. **Officials:** Scott Thornley, Bill Kennedy, Paul Sternberger. **Attendance:** 4,318.

Game Notes: Buffaloes gained measure of revenge for 39-point loss in Lincoln by ending Huskers' 11-game win streak with an 86-81 victory...Huskers trailed by 10 twice in games first 5:02, but rallied to take 37-36 halftime lead...NU stretched lead to seven in second half, but Colorado tied game at 58-all with 8:04 left, and took lead for good on a Dean tip with 7:30 to play...CU had nine-point lead with 1:37 left, but

Nebraska pulled within 84-81 with 12 seconds to go on Johnson trey, but Hefty's free throws with 11 seconds left ended comeback bid...Buffs held 53-28 advantage on boards, as Boyce grabbed 14 rebounds and Dean had 13...loss dropped NU to 12-3 overall and 2-1 in Big Eight, improved CU record to 8-6 and 1-2.

Game No. 16

MISSOURI 89, NEBRASKA 73

Jan. 24--at Lincoln, Neb.

Tigers	min	fg-fga	ft-fta	rb	pf	a	tp
Julian Winfield	22	3-3	1-4	6	4	1	7
Kelly Thames	25	2-6	0-0	6	4	1	4
Jevon Crudup	15	3-7	3-4	5	4	0	9
Melvin Booker	36	6-13	8-10	5	1	6	22
Lamont Frazier	30	2-8	6-9	5	2	6	10
Mark Atkins	21	8-18	0-1	5	1	0	20
Jason Sutherland	3	0-0	0-0	0	0	0	0
Marlo Finner	17	2-3	2-6	7	1	1	6
Paul O'Liney	26	4-11	0-0	2	1	2	9
Jed Frost	1	0-0	0-0	0	0	0	0
Chris Heller	3	1-1	0-0	1	0	0	2
Derek Grimm	1	0-0	0-0	0	0	0	0
Team				3			
Totals	200	31-70	20-34	45	18	17	89

Huskers	min	fg-fga	ft-fta	rb	pf	a	tp
Melvin Brooks	16	1-2	0-0	2	2	1	2
Eric Piatkowski	24	4-11	1-1	3	1	2	9
Bruce Chubick	18	3-8	0-0	5	2	0	6
Erick Strickland	26	3-10	8-10	2	3	3	14
Jaron Boone	29	5-11	3-4	5	2	4	14
Jamar Johnson	23	3-6	2-2	2	5	2	9
Jason Glock	18	1-3	0-0	1	2	1	2
Mikki Moore	2	1-2	0-0	2	0	0	2
Tom Best	19	1-5	1-3	9	3	1	3
Terrance Badgett	25	6-11	0-0	10	4	2	12
Team				5			
Totals	200	28-69	15-20	46	24	16	73

Missouri				45	44	--	89
Nebraska				38	35	--	73

3-point goals: Missouri 7-24 (Booker 2-5, Frazier 0-2, Atkins 4-13, O'Liney 1-4), Nebraska 2-26 (Brooks 0-1, Piatkowski 0-4, Strickland 0-5, Boone 1-6, Johnson 1-4, Glock 0-2, Best 0-2, Badgett 0-2). **FG%:** Missouri 44.3, Nebraska 40.6. **FT%:** Missouri 58.8, Nebraska 75.0. **Turnovers:** Missouri 12, Nebraska 21. **Blocked shots:** Missouri 3 (Thames, Crudup, O'Liney), Nebraska 7 (Piatkowski 2, Boone 2, Badgett 2). **Steals:** Missouri 11 (Booker 2, Frazier 2, Atkins 2, Finner 2), Nebraska 6 (Strickland 2). **Technical fouls:** None. **Officials:** Ed Hightower, Mark McMullen, Rick Wulkow. **Attendance:** 14,446.

Game Notes: Nebraska hit just season-low two of season-high 26, 3-point attempts, as visiting Tigers jumped out to 45-38 halftime lead and cruised to 16-point win before ESPN national television audience and a sold-out Devaney Center crowd...game was tied at 25 with 8:10 left in first half, but 9-2 Tiger run gave visitors 34-27 lead with 5:16 left...Atkins' trey just 20 seconds into second half gave 24th-ranked (AP) Mizzou 10-point lead and Nebraska never got closer than nine after that...Tigers led by as many as 28 in last half...Piatkowski held to season-low nine points...loss was worst at Devaney for NU since an 88-66 setback to Oklahoma, Feb. 21, 1990...Badgett grabbed a career-high-tying 10 rebounds...loss was second-straight for NU after an 11-game win streak, dropped Huskers to 12-4 overall and 2-2 in Big Eight, while Mizzou improved to 13-2 overall and 5-0 in the Big Eight.

Game No. 17

OKLAHOMA 79, NEBRASKA 76

Jan. 29--at Lincoln, Neb.

Sooners	min	fg-fga	ft-fta	rb	pf	a	tp
Ryan Minor	32	7-13	6-7	9	4	5	23
Jeff Webster	40	12-23	4-4	7	1	0	28
Jason Yanish	11	2-2	3-6	4	4	1	7
John Ontjes	32	2-5	2-2	3	3	5	8
Pete Lewis	36	1-6	1-6	4	4	4	4
Dion Barnes	7	2-4	0-0	1	0	0	4
Shon Alexander	11	0-1	0-1	1	2	0	0
Ken Conley	27	1-6	3-4	9	5	1	5
Calvin Curry	4	0-1	0-0	0	0	0	0
Team				5			
Totals	200	27-61	19-30	43	23	16	79

Huskers	min	fg-fga	ft-fta	rb	pf	a	tp
Tom Best	13	0-4	0-0	4	3	1	0
Eric Piatkowski	38	7-20	7-10	11	4	4	24
Bruce Chubick	29	5-9	3-6	7	2	0	13
Jamar Johnson	35	5-14	2-4	6	1	3	13
Jaron Boone	27	1-8	3-5	4	4	3	6
Erick Strickland	21	4-10	4-4	2	1	2	14
Melvin Brooks	10	0-1	2-2	6	2	1	2
Terrance Badgett	27	2-6	0-0	8	5	1	4
Team				1			
Totals	200	24-72	21-31	49	22	15	76

Oklahoma				36	43	--	79
Nebraska				32	44	--	76

3-point goals: Oklahoma 6-14 (Minor 3-7, Webster 0-1, Ontjes 2-3, Lewis 1-2, Curry 0-1), Nebraska 7-26 (Best 0-1, Piatkowski 3-11, Johnson 1-3, Boone 1-5, Strickland 2-6). **FG%:** Oklahoma 44.3, Nebraska 33.3. **FT%:** Oklahoma 63.3, Nebraska 67.7. **Turnovers:** Oklahoma 17, Nebraska 15. **Blocked shots:** Oklahoma 3 (Webster 2), Nebraska 5 (Chubick 2). **Steals:** Oklahoma 7 (Minor 2, Ontjes 2), Nebraska 10 (Johnson 3). **Technical fouls:** None. **Officials:** Scott Thornley, Denny Freund, James Armstrong. **Attendance:** 14,487.

Game Notes: Oklahoma scored the game's first seven points and led by as many as 12 in opening half en route to a 36-32 lead at intermission...Huskers hit just 30.6 percent from field in opening half...Sooners stretched lead to 11 twice in final 20 minutes, and had 76-69 lead with 34 seconds to play...NU then scored five-straight points to cut lead to 78-76 with 18 seconds left...Minor then hit one of two free throws with 17 seconds left, but Huskers were unable to tie game in closing seconds...Huskers sustained back-to-back homecourt losses for first time since 1989-90 season...NU also shot a season-low 33.3 percent from the field...third loss by five or fewer points for NU...Huskers fell to 12-5 overall and 2-3 in Big Eight with third-straight loss, Sooners moved to 11-5 and 3-2.

Game No. 18

KANSAS 94, NEBRASKA 87

Feb. 6--at Lawrence, Kan.

Huskers	min	fg-fga	ft-fta	rb	pf	a	tp
Jamar Johnson	26	3-8	2-2	2	4	3	9
Jaron Boone	34	5-9	0-0	2	3	3	11
Eric Piatkowski	34	8-20	9-9	9	4	1	26
Terrance Badgett	26	1-6	2-2	1	3	2	4
Bruce Chubick	33	4-9	6-7	9	3	2	14
Melvin Brooks	18	1-5	0-0	10	4	0	2
Erick Strickland	26	5-14	1-2	3	1	1	15
Mikki Moore	4	2-2	2-2	0	1	0	6
Team				2			
Totals	200	29-73	22-24	38	23	12	87

Jayhawks	min	fg-fga	ft-fta	rb	pf	a	tp
Patrick Richey	30	4-7	3-4	5	0	2	12
Richard Scott	7	1-3	0-0	2	1	0	2
Greg Ostertag	23	6-11	3-7	14	4	0	15
Jacque Vaughn	27	5-7	2-3	3	2	6	13
Steve Woodberry	35	7-15	8-9	4	3	5	25
Scot Pollard	17	0-1	3-4	5	4	0	3
Sean Pearson	24	5-10	2-3	2	4	1	13
Greg Gurley	7	1-3	0-0	0	1	2	3
Calvin Willard	14	0-1	0-0	0	1	3	0
B.J. Williams	17	3-5	2-2	4	0	0	8
Team				3			
Totals	200	32-63	23-32	42	20	19	94

Nebraska				40	47	--	87
Kansas				44	50	--	94

3-point goals: Nebraska 7-24 (Johnson 1-3, Boone 1-3, Piatkowski 1-6, Badgett 0-1, Strickland 4-11), Kansas 7-18 (Richey 1-3, Vaughn 1-3, Woodberry 3-6, Pearson 1-4, Gurley 1-2). **FG%:** Nebraska 39.7, Kansas 50.8. **FT%:** Nebraska 91.7, Kansas 71.9. **Turnovers:** Nebraska 17, Kansas 19. **Blocked shots:** Nebraska 4 (Badgett 2), Kansas 5 (Ostertag 3). **Steals:** Nebraska 13 (Johnson 5), Kansas 9 (Vaughn). **Technical fouls:** None. **Officials:** David Hall, Ron Grissom, Ed Hightower. **Attendance:** 15,800.

Game Notes: Playing before an ABC-TV regional audience, Huskers turned in one of their finest efforts of the season, but came up short against the third- (AP) and fourth- (USA Today/CNN) ranked Kansas Jayhawks...Huskers trailed 30-18 with 6:50 left in first half, but rallied to within 38-32 with 2:35 left on Moore free throws...in second half, NU tied the game at 50-all on a Piatkowski free throw at the 17:26 mark and took a 54-52 lead with 16:00 to play on Johnson's layin...Huskers had 68-67 lead at 10:00 mark, but a 13-4 Kansas run gave Jayhawks 80-72 lead with 5:58 left...Nebraska was within 86-85 with 1:44 left on a Boone layin, but Woodberry trey with 1:18 left ended NU's upset bid and keyed Jayhawks' 8-2 run to end game...Brooks grabbed 10

rebounds off the bench, while Moore contributed six points in 4:15 off the bench...loss was fourth-straight for Nebraska, dropped Huskers to 12-6 overall and 2-4 in the Big Eight, while Jayhawks improved to 20-3 and 5-2.

Game No. 19

NEBRASKA 76, KANSAS STATE 68

Feb. 9--at Manhattan, Kan.

Huskers	min	fg-fga	ft-fta	rb	pf	a	tp
Terrance Badgett	31	6-7	5-5	5	3	3	17
Eric Piatkowski	35	6-12	2-2	8	0	3	15
Bruce Chubick	34	5-8	4-7	5	4	2	14
Jamar Johnson	33	0-6	0-0	4	1	4	0
Jaron Boone	29	5-7	2-3	2	1	1	14
Erick Strickland	23	4-6	2-2	2	3	3	10
Melvin Brooks	15	2-4	2-2	1	2	1	6
Team				7			
Totals	200	28-50	17-21	34	14	17	76

Wildcats	min	fg-fga	ft-fta	rb	pf	a	tp
Demond Davis	21	2-5	0-1	6	5	0	4
Belvis Noland	27	6-12	0-0	6	5	2	15
Deryl Cunningham	29	4-10	2-4	16	4	4	10
Anthony Beane	40	5-16	0-0	0	0	2	13
Askia Jones	36	4-21	9-11	3	0	3	17
Ron Lucas	25	4-9	0-0	4	2	0	8
Brian Gavin	12	0-1	0-0	0	3	1	0
Stanley Hamilton	10	0-1	1-2	3	2	2	1
Team				1			
Totals	200	25-75	12-18	39	21	14	68

Nebraska				35	41	--	76
Kansas State				34	34	--	68

3-point goals: Nebraska 3-10 (Piatkowski 1-4, Johnson 0-3, Boone 2-2, Strickland 0-1), Kansas State 6-22 (Davis 0-1, Noland 3-6, Beane 3-7, Jones 0-7, Lucas 0-1). **FG%:** Nebraska 56.0, Kansas State 33.3. **FT%:** Nebraska 81.0, Kansas State 66.7. **Turnovers:** Nebraska 18, Kansas State 9. **Blocked shots:** Nebraska 0, Kansas State 1 (Noland). **Steals:** Nebraska 5 (Piatkowski 2, Johnson 2), Kansas State 8 (Noland 4). **Technical fouls:** None. **Officials:** Jerry Petro, Paul Sternberger, Mark McMullen. **Attendance:** 10,618.

Game Notes: Nebraska ended four-game losing streak and left Bramlage Coliseum with a victory for the second-straight season...first-half featured nine ties and five lead changes, as neither team led by more than four...Huskers held 35-34 halftime lead, but hometown 'Cats took 48-41 lead with 13:11 left on Jones' free throws...Huskers trailed by seven at 56-49 with 10:26 left, but NU went on 11-3 run to take a 60-59 lead with 6:59 left...K-State fought back for 68-64 lead with 3:04 left on Cunningham follow, but NU scored game's final 12 points to secure win...Cunningham's 16 rebounds most vs. NU on season...Huskers hit 58.3 percent in last half, while Wildcats shot 30.6 percent in final half...NU improved to 13-6 overall and 3-4 in Big Eight, while Wildcats fell to 14-7 and 3-6.

Game No. 20

NEBRASKA 102, IOWA STATE 96

Feb. 12--at Lincoln, Neb.

Cyclones	min	fg-fga	ft-fta	rb	pf	a	tp
Fred Hoiberg	37	8-14	11-11	7	2	2	29
Julius Michalik	35	8-12	5-5	6	4	3	21
Marc Carlson	19	4-4	0-0	0	4	0	8
Derrick Hayes	30	7-13	4-8	3	5	5	18
Jason Kimbrough	27	3-5	0-0	3	5	2	8
Joe Modderman	3	0-0	0-0	0	1	2	0
Jacy Holloway	10	0-0	0-0	0	2	2	0
James Hamilton	4	1-2	0-2	3	1	0	2
Saun Jackson	17	3-7	4-4	4	3	0	10
Donnell Bivens	4	0-1	0-0	0	0	0	0
Hurl Beechum	14	0-4	0-0	0	1	0	0
Team				4			
Totals	200	34-62	24-30	30	28	16	96

Huskers	min	fg-fga	ft-fta	rb	pf	a	tp
Terrance Badgett	32	9-12	1-3	7	4	1	19
Eric Piatkowski	35	6-10	3-4	6	1	3	16
Bruce Chubick	32	2-3	9-13	9	4	1	13
Jamar Johnson	31	5-10	6-9	2	1	7	17
Jaron Boone	35	9-12	3-5	0	2	8	24
Erick Strickland	20	4-9	2-2	2	5	3	13
Mikki Moore	3	0-0	0-0	0	0	0	0
Melvin Brooks	12	0-2	0-0	1	5	2	0

Team				2			
Totals	200	35-58	24-36	29	22	25	102

Iowa State				47	49	--	96
Nebraska				50	52	--	102

3-point goals: Iowa State 4-14 (Hoiberg 2-6, Michalik 0-1, Hayes 0-2, Kimbrough 2-2, Beechum 0-3), Nebraska 8-16 (Piatkowski 1-4, Johnson 1-1, Boone 3-4, Strickland 3-6, Brooks 0-1). **FG%:** Iowa State 54.8, Nebraska 60.3. **FT%:** Iowa State 80.0, Nebraska 66.7. **Turnovers:** Iowa State 11, Nebraska 11. **Blocked shots:** Iowa State 0, Nebraska 7 (Chubick 3). **Steals:** Iowa State 5 (Beechum 2), Nebraska 6 (Piatkowski 2, Johnson 2). **Technical fouls:** None. **Officials:** Stanley Reynolds, Mark McMullen, Gene Millentree. **Attendance:** 14,389.

Game Notes: Back-and-forth first-half saw 10 ties and neither team lead by more than five points...Huskers held 50-47 halftime lead, but game remained close throughout second half...game was tied at 88-all with 2:50 to play, but back-to-back treys from Piatkowski and Boone gave NU 94-88 lead with 2:08 left...Huskers stretched lead to eight at 99-91 with :42 seconds to play, but Cyclones rallied to within three at 99-96 with five seconds left...Boone's conventional three-point play provided game's final margin...Huskers cracked century mark for third time in 1993-94...Boone tallied career-high 24 points, while Badgett contributed career-best 19 points...Huskers shot a season-high 60.3 percent from the field...NU had season-high-tying six players score in double figures...NU swept Cyclones for third time in last four seasons, won for third-straight time and seventh time in last eight meetings against Cyclones...Hoiberg had career-high 29 points for Iowa State...NU ran record to 14-6 overall and 4-4 in Big Eight, while Iowa State dropped to 11-9 and 1-7...last appearance in Lincoln for Coach Johnny Orr, who retired following the season.

Game No. 21

OKLAHOMA 115, NEBRASKA 111 (OT)

Feb. 14--at Norman, Okla.

Huskers	min	fg-fga	ft-fta	rb	pf	a	tp
Terrance Badgett	27	5-10	0-0	3	5	1	10
Erick Strickland	35	8-17	5-5	7	5	6	24
Bruce Chubick	34	5-11	4-8	12	5	0	14
Jamar Johnson	35	9-11	0-1	5	4	5	22
Jaron Boone	41	6-12	0-0	1	3	6	15
Erick Strickland	19	4-11	4-4	1	5	3	13
Melvin Brooks	27	5-7	0-0	5	4	3	11
Mikki Moore	2	0-0	0-0	0	0	0	0
Jason Glock	5	1-2	0-0	1	1	0	2
Team				4			
Totals	225	43-81	13-18	39	32	24	111

Sooners	min	fg-fga	ft-fta	rb	pf	a	tp
Jeff Webster	45	10-20	11-14	9	2	1	31
Calvin Curry	36	12-18	2-6	11	2	5	33
Ken Conley	28	8-15	5-8	11	4	1	21
John Ontjes	40	3-7	5-7	5	3	8	12
Pete Lewis	37	1-3	6-8	6	3	4	8
Dion Barnes	9	1-5	0-0	1	0	0	2
James Mayden	3	0-0	0-0	1	1	0	0
Shon Alexander	12	0-2	3-4	2	1	1	3
Jason Yanish	14	2-4	1-2	2	3	0	5
Team				2			
Totals	225	37-74	33-49	50	19	20	115

Nebraska				46	56	9	111
Oklahoma				52	50	13	115

3-point goals: Nebraska 12-21 (Piatkowski 3-7, Johnson 4-5, Boone 3-5, Strickland 1-3, Brooks 1-1), Oklahoma 8-18 (Webster 0-1, Curry 7-10, Conley 0-1, Ontjes 1-3, Lewis 0-1, Barnes 0-2). **FG%:** Nebraska 53.1, Oklahoma 50.0. **FT%:** Nebraska 72.2, Oklahoma 67.3. **Turnovers:** Nebraska 17, Oklahoma 15. **Blocked shots:** Nebraska 4 (Badgett 2), Oklahoma 5 (Conley 3). **Steals:** Nebraska 10 (Boone 4), Oklahoma 7 (Lewis 3). **Technical fouls:** None. **Officials:** Denny Freund, David Hall, John Leimbach. **Attendance:** 6,139.

Game Notes: In one of wildest games ever, Oklahoma overcame a seven-point deficit in overtime to score a 115-111 victory over the Huskers before a nationally-televised (ESPN) audience...OU held 52-46 halftime lead and was up 97-91 with 2:33 left in the game...but the Huskers scored five-straight points to pull within 97-96 with 1:47 left...OU's Webster hit field goal to move Sooners' lead to 99-96 with 1:23 left, and Lewis free throw moved advantage to 100-96 with 1:05 left...NU's Johnson then hit 3-pointer with 52 seconds left to cut lead to 100-99, and after two free throws from Ken Conley, Johnson drained a trey with one second left to tie the game and force overtime...in the extra session, the Huskers scored seven-straight points to take a 109-102 lead with 3:40 to play...OU answered with a 9-0 run of its own to take a 111-109 lead with 1:44 left, but NU tied the game on a Johnson layin with 21 seconds to play...OU's Lewis hit two free throws with 12 seconds to play and Boone missed a jumper with six seconds left that would have tied the game...Conley then nailed two

free throws with two seconds left to secure win...NU matched season scoring high, but yielded season-high 115 points, too...NU drained season-high 12 treys, but had a season-high 32 fouls and lost four players to fouls...Oklahoma's 33 free throws made and 49 attempts were most vs. Nebraska on season...loss ended NU's two-game win streak, dropped Huskers to 14-7 overall and 4-5 in the Big Eight, while Sooners improved to 14-7 and 5-4...Curry had game-high 33 points for Sooners, while Webster netted 31.

Game No. 22

OKLAHOMA STATE 98, NEBRASKA 80

Feb. 19--at Stillwater, Okla.

Huskies	min	fg-fga	ft-fta	rb	pf	a	tp
Terrance Badgett	29	5-10	0-1	4	3	1	20
Bruce Chubick	19	1-3	2-2	5	2	3	4
Jamar Johnson	26	5-12	4-4	1	1	3	15
Jaron Boone	31	5-9	2-4	2	1	2	14
Eric Piatkowski	28	6-10	4-4	5	3	0	17
Erick Strickland	28	4-9	5-8	2	2	3	15
Jason Glock	6	0-0	0-0	1	0	0	0
Mikki Moore	5	0-2	0-0	1	1	0	0
Tom Best	16	1-3	0-0	1	4	1	2
Melvin Brooks	12	1-2	1-2	2	4	1	3
Team				3			
Totals	200	28-60	18-25	27	21	14	80

Cowboys	min	fg-fga	ft-fta	rb	pf	a	tp
Chianti Roberts	19	3-5	0-1	3	4	2	6
Fred Burley	28	7-10	6-7	1	3	1	20
Bryant Reeves	34	7-10	4-9	12	2	5	18
Randy Rutherford	28	5-10	0-0	7	2	2	14
Brooks Thompson	29	5-7	6-8	2	2	8	19
Ian Phillip	2	0-0	1-2	0	1	0	1
Jason Turk	1	1-1	0-0	0	0	0	3
Bryndon Manzer	11	1-3	0-0	1	3	0	3
Scott Pierce	13	1-1	0-0	4	2	2	2
Scott Sutton	19	3-5	0-0	1	1	2	8
Terry Collins	13	1-1	2-4	2	4	5	4
Ben Baum	3	0-1	0-0	1	0	0	0
Team				1			
Totals	200	34-54	19-31	35	24	27	98

Nebraska				41	39	--	80
Oklahoma State				54	44	--	98

3-point goals: Nebraska 6-20 (Badgett 0-2, Johnson 1-5, Boone 2-3, Piatkowski 1-4, Strickland 2-5, Best 0-1), Oklahoma State 11-22 (Roberts 0-2, Rutherford 4-8, Thompson 3-5, Turk 1-1, Manzer 1-2, Sutton 2-4). **FG%:** Nebraska 46.7, Oklahoma State 63.0. **FT%:** Nebraska 72.0, Oklahoma State 61.3. **Turnovers:** Nebraska 15, Oklahoma State 16. **Blocked shots:** Nebraska 0, Oklahoma State 3 (Reeves 3). **Steals:** Nebraska 11 (Strickland 5), Oklahoma State 4 (Roberts 2). **Technical fouls:** None. **Officials:** Ron Spittler, Willie Sanchez, Mark McMullen. **Attendance:** 6,381.

Game Notes: There were two ties early, but hometown Cowboys broke four-four deadlock with 10-2 run and cruised to the victory...Huskies closed to within six at 14-8 with 15:08 left in opening half, but OSU went on 21-6 run and put game away...Huskies rallied to within nine at 41-32 with 4:02 left in half, but could get no closer...Cowboys hit 63.0 percent from the field for the game, held Huskers to 46.7 percent marksmanship...loss was worst of season for Huskers, who fell to 14-8 overall and 4-6 in the Big Eight, while Cowboys improved to 18-7 overall and 7-3 in Big Eight...Cowboys' 54 points in first half were most in one half vs. NU in 1993-94.

Game No. 23

NEBRASKA 96, KANSAS 87

Feb. 23--at Lincoln, Neb.

Jayhawks	min	fg-fga	ft-fta	rb	pf	a	tp
Patrick Richey	24	3-6	0-0	6	3	1	7
Richard Scott	27	3-6	3-6	5	4	2	9
Greg Ostertag	19	6-8	1-4	8	1	0	13
Jacque Vaughn	32	5-7	0-3	2	3	5	14
Steve Woodberry	34	4-17	5-7	5	1	7	16
Calvin Rayford	15	0-1	0-0	1	1	2	0
Sean Pearson	16	3-5	2-2	1	3	1	9
B.J. Williams	6	1-3	1-4	4	1	0	3
Scot Pollard	17	4-7	5-7	4	3	0	13
Greg Gurley	10	1-4	0-0	0	0	1	3
Team				1			
Totals	200	30-64	17-33	37	20	19	87

Huskies	min	fg-fga	ft-fta	rb	pf	a	tp
Terrance Badgett	22	5-11	2-2	5	4	0	12

Eric Piatkowski	37	10-19	10-13	11	2	3	33
Bruce Chubick	24	1-3	4-7	6	3	3	6
Jamar Johnson	31	6-11	1-1	6	2	4	14
Jaron Boone	34	3-9	4-6	2	3	4	10
Erick Strickland	18	3-5	2-2	1	2	4	9
Jason Glock	1	0-0	0-0	0	1	0	0
Tom Best	14	0-0	0-0	5	2	1	0
Melvin Brooks	19	5-5	0-0	5	3	1	12
Team				1			
Totals	200	33-63	23-31	42	22	20	96

Kansas				34	53	--	87
Nebraska				58	38	--	96

3-point goals: Kansas 10-22 (Richey 1-4, Vaughn 4-5, Woodberry 3-9, Pearson 1-1, Gurley 1-3), Nebraska 7-17 (Piatkowski 3-7, Johnson 1-4, Boone 0-2, Strickland 1-2, Brooks 2-2). **FG%:** Kansas 46.9, Nebraska 52.4. **FT%:** Kansas 51.5, Nebraska 74.2. **Turnovers:** Kansas 18, Nebraska 19. **Blocked shots:** Kansas 1 (Richey), Nebraska 4 (Badgett, Piatkowski, Boone, Best). **Steals:** Kansas 12 (Woodberry 3), Nebraska 11 (Piatkowski 3). **Technical fouls:** None. **Officials:** David Hall, Paul Janssen, Stanley Reynolds. **Attendance:** 14,370.

Game Notes: Huskers snapped two-game losing streak with 96-87 victory over 10th-ranked (AP) Kansas...Jayhawks held 7-6 lead with 16:30 left in first half on Pearson trey, but Huskers 15-3 run gave NU 21-9 lead with 13:12 left...NU built lead to 29-13 with 8:41 left on Chubick free throw, and had 21-point bulge at 48-27 with 3:15 left and had 58-34 halftime lead...Huskies hit 61.1 percent from field in first half, including 70.0 percent from 3-point range, and forced 13 Kansas turnovers...Huskies held 86-66 lead with 6:39 left, but Kansas used 21-4 run to pull within 90-87 with 32 seconds left on a Richey layin...Huskies, though, regained composure and scored game's final six points...Piatkowski had Big Eight career-high 33 points, 18 of which came in first half...win was Nebraska's sixth-straight over Jayhawks in Lincoln, ended KU's two-game series win streak...Brooks had career-high-tying 12 points...NU became just second team on season to hit 50.0 percent or better from the floor against Kansas, was Huskers' 32nd-straight homecourt victory when connecting on more than half of their fielders...Huskies' 94 points were most on season to date vs. Kansas...win moved Nebraska's record to 15-8 overall and 5-6 in Big Eight, while visiting Jayhawks fell to 21-6 overall and 6-5 in Big Eight.

Game No. 24

NEBRASKA 86, KANSAS STATE 77

Feb. 26--at Lincoln, Neb.

Wildcats	min	fg-fga	ft-fta	rb	pf	a	tp
Demond Davis	15	3-6	1-1	2	5	1	9
Belvis Noland	29	4-13	1-4	3	4	1	10
Deryl Cunningham	38	6-8	2-4	14	2	2	14
Anthony Beane	40	7-13	2-2	4	1	5	17
Askia Jones	36	4-16	2-4	5	1	2	10
Stanley Hamilton	3	0-0	0-0	0	1	0	0
Brian Gavin	13	5-8	1-2	3	2	1	13
Hamilton Strickland	2	0-0	0-0	0	2	0	0
Ron Lucas	24	2-6	0-0	3	1	2	4
Team				3			
Totals	200	31-70	9-17	37	19	14	77

Huskies	min	fg-fga	ft-fta	rb	pf	a	tp
Terrance Badgett	23	2-4	0-0	8	2	1	4
Eric Piatkowski	38	10-14	3-6	3	0	1	25
Bruce Chubick	29	7-8	1-2	8	3	0	15
Jamar Johnson	29	4-6	4-4	3	1	7	13
Jaron Boone	32	5-11	2-2	2	2	5	13
Erick Strickland	23	5-8	3-4	2	3	3	14
Tom Best	11	0-0	0-0	3	1	1	0
Melvin Brooks	15	1-2	0-0	1	3	0	2
Team				0			
Totals	200	34-53	13-18	30	15	18	86

Kansas State				33	44	--	77
Nebraska				39	47	--	86

3-point goals: Kansas State 6-26 (Davis 2-3, Noland 1-5, Beane 1-7, Jones 0-8, Gavin 2-3), Nebraska 5-11 (Piatkowski 2-3, Johnson 1-3, Boone 1-3, Strickland 1-2). **FG%:** Kansas State 44.3, Nebraska 64.2. **FT%:** Kansas State 52.9, Nebraska 72.2. **Turnovers:** Kansas State 7, Nebraska 9. **Blocked shots:** Kansas State 0, Nebraska 4 (Badgett 2, Piatkowski 2, Chubick 2). **Steals:** Kansas State 7 (Beane 3), Nebraska 3 (Badgett, Piatkowski, Strickland). **Technical fouls:** None. **Officials:** Denny Freund, Craig Grismore, Gene Millentree. **Attendance:** 14,336.

Game Notes: Huskers hit red-hot 63.0 percent of field goals in the first half, then improved to 65.4 percent marksmanship in second half to finish with a season-high 64.2 percent effort from the floor in sweeping the regular-season series from Kansas State...NU held 31-23 lead with 5:20 remaining in first half, but Wildcats closed to

within 34-33 with 1:51 to play, before NU's Boone scored final five points of half to give Huskers 39-33 halftime lead...Wildcats pulled within four on four occasions in second half, but Huskers used 8-0 run to take their lead from 74-69 with 2:26 to go to 82-69 with 1:17 left...NU hit eight-straight at line in game's final 3:11 to seal victory...Piatkowski was in double figures for the eighth-straight game and topped the 20-point mark for the 11th time on the season with a 25-point outburst...Huskers' 64.2 percent effort from the field was their best since a 65.0 percent effort at Eastern Illinois, Dec. 3, 1990...NU had a season-high six blocked shots...regular-season sweep of Wildcats was only second for Huskers in last 10 seasons...Huskers had a season-low three steals, while Wildcats' seven turnovers were dropped on season for NU foe...win moved Nebraska to 16-8 overall and 6-6 in Big Eight, dropped 'Cats to 17-9 overall and 4-8 in Big Eight.

Game No. 25

NEBRASKA 89, OKLAHOMA STATE 81

March 2--at Lincoln, Neb.

Cowboys	min	fg-fga	ft-fta	rb	pf	a	tp
Chianti Roberts	22	3-5	0-0	3	3	1	6
Fred Burley	29	2-5	1-2	7	2	0	6
Bryant Reeves	40	9-13	9-15	11	2	1	27
Randy Rutherford	22	4-10	0-0	2	3	2	11
Brooks Thompson	32	6-15	0-0	5	0	3	18
Chad Alexander	5	0-0	0-0	1	0	0	0
Bryndon Manzer	18	5-10	0-2	0	1	3	13
Scott Pierce	11	0-1	0-0	2	2	2	0
Scott Sutton	10	0-0	0-1	2	0	3	0
Terry Collins	16	0-1	0-0	2	3	0	0
Ben Baum	5	0-0	0-0	0	2	0	0
Team				3			
Totals	200	29-60	10-20	38	18	15	81

Huskers	min	fg-fga	ft-fta	rb	pf	a	tp
Terrance Badgett	27	3-9	0-0	4	3	2	6
Eric Piatkowski	34	10-18	7-7	7	0	3	32
Bruce Chubick	24	2-6	2-4	5	3	1	6
Jamar Johnson	32	4-10	0-0	1	3	6	8
Jaron Boone	31	6-12	2-2	4	2	7	15
Erick Strickland	23	2-3	9-9	1	1	2	13
Tom Best	16	2-3	0-0	1	3	2	5
Melvin Brooks	13	2-3	0-0	3	4	0	4
Team				4			
Totals	200	31-64	20-22	30	19	23	89

Oklahoma State	40	41	--	81
Nebraska	46	43	--	89

3-point goals: Oklahoma State 13-28 (Burley 1-1, Rutherford 3-8, Thompson 6-12, Manzer 3-7), Nebraska 7-14 (Piatkowski 5-7, Johnson 0-3, Boone 1-2, Best 1-2). **FG%:** Oklahoma State 48.3, Nebraska 48.4. **FT%:** Oklahoma State 50.0, Nebraska 90.9. **Turnovers:** Oklahoma State 20, Nebraska 12. **Blocked shots:** Oklahoma State 2 (Reeves 2), Nebraska 3 (Badgett, Chubick, Strickland). **Steals:** Oklahoma State 7 (Thompson 3), Nebraska 10 (Piatkowski 3). **Technical fouls:** None. **Officials:** Jerry Petro, Ron Grissom, David Hall. **Attendance:** 14,605.

Game Notes: Huskers ended four-game losing streak to Cowboys with 89-81 homecourt victory over 21st-ranked (AP) Oklahoma State...NU held 19-16 lead with 11:52 left in first half, but used 10-1 run to take 29-17 lead on Piatkowski tip with 8:19 left...Cowboys, though, ran off 11-straight points to pull within 29-28 on Reeves' free throw with 4:45 left...Huskers watched OSU take 39-38 lead with 1:20 to play, but Huskers 8-1 run to close half gave home team 46-40 lead...Huskers never trailed in last half, as Cowboys pulled within 59-58 at the 12:18 mark, but NU answered with a 10-0 run and Cowboys got no closer than six after that...NU twice led by 14 in final five minutes...Piatkowski had a game-high 32 points, was named the Big Eight Player-of-the-Week and the ESPN/Pizza Hut Player-of-the-Week for his efforts in wins over Kansas and Kansas State...Piatkowski moved his career point total to 1,809 points, became only third NU player to reach 1,800-point plateau...win assured NU of fourth-straight .500 or better league record...89 points was most NU has ever scored vs. Cowboys...crowd of 14,605 was season high...Boone reached double figures for eighth-straight game...NU moved to 17-8 overall and 7-6 in Big Eight, while Cowboys fell to 20-8 and 9-4...Huskers hit 17-win mark for only 15th time in 98 seasons.

Game No. 26

MISSOURI 80, NEBRASKA 78

March 5--at Columbia, Mo.

Huskers	min	fg-fga	ft-fta	rb	pf	a	tp
Terrance Badgett	18	3-8	0-0	4	4	2	6
Eric Piatkowski	36	8-17	7-9	4	4	3	26
Bruce Chubick	24	6-8	7-7	8	4	0	19
Jamar Johnson	28	2-4	0-0	4	1	4	5
Jaron Boone	37	4-11	2-2	7	3	7	11

Erick Strickland	19	3-9	0-0	2	5	0	7
Melvin Brooks	17	0-2	0-0	3	4	1	0
Tom Best	21	2-4	0-2	14	3	1	4
Team				0			
Totals	200	28-63	16-20	46	28	18	78

Tigers	min	fg-fga	ft-fta	rb	pf	a	tp
Lamont Frazier	31	3-5	5-8	2	1	4	11
Kelly Thames	25	5-9	5-9	13	3	0	15
Jevon Crudup	24	4-8	3-8	5	3	3	11
Melvin Booker	36	7-14	4-6	5	4	4	18
Julian Winfield	19	0-3	0-0	1	1	1	0
Mark Atkins	14	1-8	0-0	2	3	1	3
Paul O'Liney	33	3-12	4-4	5	3	4	13
Jason Sutherland	10	1-3	1-2	0	2	0	4
Marlo Finner	7	2-2	1-2	2	0	0	5
Team				5			
Totals	200	26-64	23-39	40	20	17	80

Nebraska	39	39	--	78
Missouri	39	41	--	80

3-point goals: Nebraska 6-17 (Piatkowski 3-7, Johnson 1-2, Boone 1-4, Strickland 1-3, Brooks 0-1), Missouri 5-24 (Thames 0-1, Booker 0-3, Atkins 1-7, O'Liney 3-10, Sutherland 1-3). **FG%:** Nebraska 44.4, Missouri 40.6. **FT%:** Nebraska 80.0, Missouri 59.0. **Turnovers:** Nebraska 18, Missouri 12. **Blocked shots:** Nebraska 2 (Badgett, Johnson), Missouri 1 (Thames). **Steals:** Nebraska 4 (Boone 2), Missouri 6 (O'Liney 2). **Technical fouls:** None. **Officials:** Stanley Reynolds, Paul Janssen, Ron Spitler. **Attendance:** 13,349.

Game Notes: Nebraska took sixth-ranked (AP) Missouri to the wire in the final league game for both teams, but the Tigers became the first Big Eight team since 1971 to run the table with a 14-0 league record...the Huskers led by as many as nine in the opening half (16-7 with 10:35 to play), but teams went to halftime tied at 39...in the second half, game went back and forth, until closing minutes when Huskers took 78-75 lead with 1:36 to play on a pair of Chubick free throws...Mizzou's Booker hit a jumper with 41 seconds left to pull Tigers within one at 78-77, then drove the lane with 12 seconds to put Tigers ahead 79-78...he was fouled on the drive and made the free throw for the game's final margin, but Huskers' Piatkowski missed 3-pointer at horn that would have given visitors upset win...Piatkowski had game-high 26 points, Best had career-high 14 rebounds...NU dropped to 17-9 overall and finished Big Eight play with a 7-7 record, while MU moved to 24-2 and finished league play at 14-0.

Game No. 27

NEBRASKA 105, OKLAHOMA 88

March 11--at Kansas City, Mo.

First Round, Phillips 66 Big Eight Tournament

Sooners	min	fg-fga	ft-fta	rb	pf	a	tp
Ryan Minor	35	8-14	6-8	4	3	2	23
Ken Conley	13	1-2	2-2	3	1	1	4
Shon Alexander	18	3-4	0-2	3	4	0	6
John Ontjes	30	2-6	1-2	1	5	7	5
Jeff Webster	35	12-21	10-10	8	2	0	34
Dion Barnes	24	1-6	0-2	3	0	5	2
Pete Lewis	4	0-1	0-0	0	1	0	0
Jason Yanish	15	2-2	2-2	5	3	0	6
Calvin Curry	26	3-15	0-0	5	2	1	8
Team				5			
Totals	200	32-71	21-28	37	21	16	88

Huskers	min	fg-fga	ft-fta	rb	pf	a	tp
Terrance Badgett	18	1-5	0-0	2	2	0	2
Eric Piatkowski	36	14-23	10-13	2	1	2	42
Bruce Chubick	26	9-14	5-5	13	4	1	23
Jamar Johnson	30	5-8	2-2	2	3	2	13
Jaron Boone	30	2-12	6-9	4	2	5	11
Erick Strickland	24	4-5	1-2	9	3	2	10
Tom Best	26	1-5	0-0	6	4	1	2
Melvin Brooks	10	1-3	0-0	5	2	0	2
Team				3			
Totals	200	37-75	24-31	46	21	13	105

Oklahoma	42	46	--	88
Nebraska	52	53	--	105

3-point goals: Oklahoma 3-14 (Minor 1-1, Ontjes 0-2, Barnes 0-2, Curry 2-9), Nebraska 7-18 (Piatkowski 4-8, Chubick 0-1, Johnson 1-3, Boone 1-2, Strickland 1-2, Best 0-2). **FG%:** Oklahoma 45.1, Nebraska 49.3. **FT%:** Oklahoma 75.0, Nebraska 77.4. **Turnovers:** Oklahoma 12, Nebraska 13. **Blocked shots:** Oklahoma 3 (Yanish 2), Nebraska 4 (Badgett, Boone, Strickland, Brooks). **Steals:** Oklahoma 4 (Ontjes 2), Nebraska 6 (Brooks 2). **Technical fouls:** None. **Officials:** Rick Wulkow, Denny Freund, Scott Thornley. **Attendance:** 16,302.

Game Notes: After dropping both regular-season meetings to the Sooners, the fourth-seeded Huskers advanced to the Phillips 66 Big Eight Tournament semifinals for the second time in the last four seasons with a 105-88 victory over the Sooners...Huskers held 10-point halftime lead, then outscored Sooners by seven in final half for the 17-point win...Piatkowski scored a school- and Big Eight Tournament-record 42 points...Piatkowski had four treys to move his season total to a school-record 60...Chubick scored a career-high 23 points and grabbed a career-high-tying 13 rebounds...Piatkowski and Chubick combined for 65 points, the highest two-man total in school history...Huskers broke six-all tie with 9-2 run to take a 15-8 lead with 15:44 left in first half, Sooners would rally to tie the game at 25, but NU never lost the lead...OU pulled within 75-72 with 6:55 to go, but NU scored seven-straight points to end Sooners' hopes...Nebraska improved to 18-9 overall, while Sooners fell to 15-12 and would go on to lose first-round NIT game to Vanderbilt.

Game No. 28

NEBRASKA 98, MISSOURI 91

March 12--at Kansas City, Mo.

Semifinals, Phillips 66 Big Eight Tournament

Huskers	min	fg-fga	ft-fta	rb	pf	a	tp
Terrance Badgett	14	2-5	0-0	5	2	0	4
Eric Piatkowski	36	8-15	5-6	5	3	1	24
Bruce Chubick	33	6-10	4-6	16	2	2	17
Jamar Johnson	30	3-9	2-2	1	1	7	8
Jaron Boone	32	7-12	5-6	5	4	1	21
Erick Strickland	24	6-13	0-0	6	3	5	16
Jason Glock	1	0-0	0-0	0	0	0	0
Tom Best	16	2-4	0-0	7	5	1	4
Melvin Brooks	14	1-3	2-2	6	3	2	4
Team				3			
Totals	200	35-71	18-22	54	23	19	98

Tigers	min	fg-fga	ft-fta	rb	pf	a	tp
Lamont Frazier	34	6-15	4-6	9	3	2	16
Kelly Thames	33	6-11	2-3	6	4	2	14
Jevon Crudup	23	2-8	2-4	4	2	0	6
Julian Winfield	11	0-2	0-0	0	2	0	0
Melvin Booker	29	4-10	2-2	1	2	4	10
Mark Atkins	28	8-20	5-6	4	1	0	25
Jason Sutherland	10	1-2	2-3	2	2	2	4
Chip Walther	1	0-1	0-0	0	0	0	0
Paul O'Liney	23	4-12	1-1	4	2	4	12
Jed Frost	1	0-0	0-0	1	0	0	0
Derek Grimm	7	1-1	2-2	2	3	0	4
Team				6			
Totals	200	32-82	20-27	39	21	14	91

Nebraska				40	58	--	98
Missouri				32	59	--	91

3-point goals: Nebraska 10-24 (Piatkowski 3-7, Chubick 1-1, Johnson 0-3, Boone 2-6, Strickland 4-6, Best 0-1), Missouri 7-28 (Frazier 0-1, Booker 0-3, Atkins 4-14, Walther 0-1, O'Liney 3-9). **FG%:** Nebraska 49.3, Missouri 39.0. **FT%:** Nebraska 81.8, Missouri 74.1. **Turnovers:** Nebraska 18, Missouri 8. **Blocked shots:** Nebraska 4 (Strickland 2), Missouri 2 (Thames 2). **Steals:** Nebraska 5 (Chubick, Johnson, Strickland, Best, Brooks), Missouri 8 (Atkins 3). **Technical fouls:** None. **Officials:** Rick Wulkow, Jerry Petro, Scott Thornley. **Attendance:** 17,283.

Game Notes: Nebraska gained a measure of revenge for its heartbreaking loss a week earlier at fourth-ranked Missouri, as the Huskers downed the Tigers in the Big Eight Tournament semifinals, 98-91...NU jumped out to a 6-1 lead in game's first three minutes, and trailed just once in opening half...Huskers had 20-19 lead with 6:28 to go, but used 10-3 run to take 30-22 advantage with 4:32 to go on Strickland trey...Tigers pulled within 32-31 at 2:14 on a Booker jumper and tied the game seconds later on a Frazier free throw, but NU scored final eight points of half for 40-32 halftime lead...Huskers led by 11 at 51-40 with 16:00 to play, but Mizzou rallied to take a 55-54 lead with 12:26 to play on Atkins' free throws...NU regained the lead on Brooks' free throws at the 12:04 mark, and Tigers never got closer than three after that...NU had 71-68 lead with 6:42 left, then went on 18-8 run to take an 89-76 lead with 2:43 left on a Johnson layup...Huskers became first Big Eight team to beat Missouri in 1993-94 and advanced to title game for only second time ever...Tigers had win streaks of 15 games vs. all foes and 19 games vs. Big Eight opponents stopped...Piatkowski had 24 points to push career total to 1,901 points, as he passed Jerry Fort for second on NU's all-time scoring list...Chubick grabbed a career-high 16 rebounds...win moved NU's record to 19-9 overall, Tigers bowed out at 25-3...in other semifinal game, Oklahoma State downed Kansas, 69-68, to advance to the title game.

Game No. 29

NEBRASKA 77, OKLAHOMA STATE 68

March 13--at Kansas City, Mo.

Finals, Phillips 66 Big Eight Tournament

Huskers	min	fg-fga	ft-fta	rb	pf	a	tp
Terrance Badgett	17	1-3	0-0	2	4	1	2
Eric Piatkowski	34	4-16	2-5	10	2	2	10
Bruce Chubick	19	3-7	0-0	7	2	2	6
Jamar Johnson	32	8-10	3-5	5	0	3	19
Jaron Boone	31	5-13	3-4	4	1	2	15
Erick Strickland	24	5-8	0-0	3	3	1	13
Tom Best	22	2-7	2-2	10	3	1	6
Melvin Brooks	21	1-2	4-5	8	4	2	6
Team				3			
Totals	200	29-66	14-21	52	19	14	77

Cowboys	min	fg-fga	ft-fta	rb	pf	a	tp
Randy Rutherford	36	7-17	1-3	4	4	1	21
Brooks Thompson	34	5-13	2-2	5	4	8	16
Bryant Reeves	34	6-18	6-9	11	3	1	18
Chianti Roberts	23	1-2	0-0	0	4	2	2
Fred Burley	36	3-11	0-0	14	2	0	6
Ian Phillip	6	1-2	0-4	2	0	0	2
Bryndon Manzer	6	0-2	0-0	1	1	2	0
Scott Pierce	4	0-2	0-0	2	0	0	0
Scott Sutton	13	1-2	0-0	0	1	3	3
Terry Collins	8	0-0	0-0	0	2	0	0
Team				0			
Totals	200	24-69	9-18	39	21	17	68

Nebraska				36	41	--	77
Oklahoma State				33	45	--	68

3-point goals: Nebraska 5-18 (Piatkowski 0-4, Chubick 0-1, Johnson 0-1, Boone 2-6, Strickland 3-6), Oklahoma State 11-23 (Rutherford 6-11, Thompson 4-7, Roberts 0-1, Burley 0-1, Manzer 0-2, Sutton 1-1). **FG%:** Nebraska 43.9, Oklahoma 34.8. **FT%:** Nebraska 66.7, Oklahoma State 50.0. **Turnovers:** Nebraska 15, Oklahoma State 13. **Blocked shots:** Nebraska 8 (Brooks 4), Oklahoma State 1 (Roberts). **Steals:** Nebraska 7 (Boone 3), Oklahoma State 8 (Rutherford 2, Thompson 2, Burley 2). **Technical fouls:** None. **Officials:** Rick Wulkow, Stanley Reynolds, Scott Thornley. **Attendance:** 14,283.

Game Notes: Playing in Big Eight Tournament title game for only the second time ever, Coach Danny Nee's Huskers downed 23rd-ranked (AP) Oklahoma State, 77-68, to earn the school's first-ever Big Eight Tournament title in a sold-out Kemper Arena and before a national television (ESPN) audience...neither team led by more than five in first 20 minutes, as Huskers scored final three points of half to take a 36-33 halftime lead...with game tied at 56-all at the 6:48 mark, NU went on a 7-2 run to take a 63-58 lead with 3:44 to go on a Boone trey...OSU climbed within four at 63-59 with 3:08 to go, but Huskers used 8-2 run, keyed by Brooks' conventional 3-point play, to claim first tourney title...Piatkowski earned tournament MVP honors and was joined on all-tournament team by teammates Boone and Chubick...Huskers reached the 20-win mark for second-straight season for first time ever...Piatkowski scored 76 points in three tournament games, while Chubick had 36 rebounds in three games...Best grabbed 10 rebounds, second double-figure rebound effort in last four games...NU earned Big Eight's automatic bid to the NCAA Tournament, improved to 20-9 on season...Oklahoma State dropped to 23-9.

Game No. 30

PENNSYLVANIA 90, NEBRASKA 80

March 17--at Uniondale, N.Y.

First Round, NCAA Tournament

Quakers	min	fg-fga	ft-fta	rb	pf	a	tp
Barry Pierce	28	11-15	3-3	8	4	2	25
Shawn Trice	20	0-0	0-0	7	0	0	0
Eric Moore	32	7-10	0-3	6	3	3	15
Matt Maloney	36	3-11	3-5	5	1	10	12
Jerome Allen	36	6-16	3-8	5	1	10	18
Donald Moxley	4	1-1	0-0	0	0	0	2
Andy Baratta	10	0-1	0-0	1	2	0	0
Scott Kegler	16	3-7	0-0	1	3	0	9
Tim Krug	18	4-7	0-0	2	3	0	9
Team				2			
Totals	200	35-68	9-19	37	17	25	90

Huskers	min	fg-fga	ft-fta	rb	pf	a	tp
Terrance Badgett	26	4-9	2-6	6	4	1	10
Eric Piatkowski	33	10-22	3-4	8	3	2	23
Bruce Chubick	27	5-8	2-3	8	1	0	12
Jamar Johnson	35	3-10	4-4	5	2	5	11
Jaron Boone	29	3-5	2-4	0	2	5	8
Erick Strickland	23	3-9	0-0	5	4	1	7
Tom Best	15	1-4	2-2	2	2	0	4
Melvin Brooks	12	2-2	0-0	4	1	0	5
Team				5			
Totals	200	31-69	15-23	43	19	14	80

3-point goals: Pennsylvania 11-27 (Kegler 3-6, Maloney 3-8, Allen 3-9, Moore 1-2, Krug 1-2), Nebraska 3-20 (Brooks 1-1, Johnson 1-4, Strickland 1-7, Piatkowski 0-6, Boone 0-2). **FG%:** Pennsylvania 51.5, Nebraska 44.9. **FT%:** Pennsylvania 47.4, Nebraska 65.2. **Turnovers:** Pennsylvania 10, Nebraska 13. **Blocked shots:** Pennsylvania 1 (Trice), Nebraska 2 (Piatkowski, Chubick 1). **Steals:** Pennsylvania 7 (Moore, Maloney 2), Nebraska 6 (Johnson 2). **Technical fouls:** none. **Officials:** Larry Rose, Richard Cartmell, Charles Tanner. **Attendance:** 16,204.


Game Notes: Big Eight Tournament champion Huskers watched all-time NCAA record fall to 0-5, as Ivy League champion Quakers handed Huskers 10-point loss at Nassau Coliseum...Nebraska fell behind by 11 twice in games' first 3:34, but rallied to tie the game at 19-all with 10:51 left in opening half...Penn regained the lead on an Allen layin seconds later and led the rest of the way, as Huskers never had lead...Quakers led by as many as 15 in opening half, held 46-34 halftime lead...NU pulled to within six, 50-44, with 15:15 to play, but three straight Penn treys put game away and Nebraska never got closer than eight after that...Huskers went into the game ranked 22nd in the final AP poll, while Penn was unranked in AP, but No. 25 in CNN/USA Today Coaches Poll...No. 6 seeded Huskers, who recorded back-to-back 20-win seasons for first time ever and advanced to the NCAA Tournament for the fourth-straight season, finished 20-10...Quakers, who entered the game as the East's 11th seed, lost to eventual Final Four entrant in second round and improved to 25-2 with over NU...for second-straight season, Piatkowski was named NU's Chevrolet Player-of-the-Game.



Terrance Badgett blocked a team-leading 26 shots in 1993-94.

PIATKOWSKI WINS JACK MOORE AWARD

Eric Piatkowski, who completed one of the finest all-around seasons in Nebraska basketball history, became the first Nebraska player to earn first-team All-Big Eight honors in consecutive seasons since Dave Hoppen in 1985-86, received the Jack Moore Award, given annually to NU's outstanding men's basketball player. Piatkowski received the award at the team's annual awards banquet last spring.



Jack Moore


Piatkowski, who earned first-team all-conference honors from Associated Press and the conference coaches for the second-straight season, led Nebraska in scoring (21.5 ppg) and minutes (974), was second in 3-point percentage (.366), rebounding (6.3 rpg), blocked shots (20) and steals (46), third in free throw shooting (.777), fourth in assists (82) and fifth in field goal percentage (.496). The MVP of the Phillips 66 Big Eight Tournament, Piatkowski scored a school- and tournament-record 42 points against Oklahoma in the opening round and went on to average 25.3 points and 5.7 rebounds over three games.

He was the catalyst of NU's late-season surge, as he averaged 26.9 points, 6.3 rebounds and 2.1 assists over the Huskers' last eight games. He earned a pair of Big Eight Player-of-the-Week awards and was tabbed NU's Chevrolet Player-of-the-Game by CBS against Penn. One of only two players in school history to play on four-straight NCAA Tournament teams, teammate Bruce Chubick is the other, Piatkowski finished his career as the No. 2 scorer in school history with 1,934 points and holds school records for 3-point goals made (202) and attempted (564). He was drafted in the first round by the NBA's Indiana Pacers, then traded to the Los Angeles Clippers. A native of Rapid City, S.D., Piatkowski is only the third player in school history to win two Moore Awards, joining Dave Hoppen and Clifford Scales.

The award is named for late Husker guard Jack Moore, a 5-9 playmaker who set 17 school records in a career that ended in 1982 and culminated with the 1982 Francis Pomeroy-Naismith Award as the nation's best collegiate player under six feet tall. A consensus All-Big Eight performer in 1982, Moore was killed in a plane crash in March of 1984.

PREVIOUS JACK MOORE AWARD WINNERS

1984-85	Dave Hoppen	Center
1985-86	Dave Hoppen	Center
	Bernard Day	Forward
1986-87	Brian Carr	Guard
1987-88	Henry T. Buchanan	Guard
1988-89	Eric Johnson	Guard
1989-90	Clifford Scales	Guard
1990-91	Rich King	Center
	Beau Reid	Forward
	Clifford Scales	Guard
1991-92	Jamar Johnson	Guard
1992-93	Eric Piatkowski	Guard
1993-94	Eric Piatkowski	Guard



Inside:

- ❑ *Top 60 Scorers* 124
- ❑ *Individual Records.....* 125-127
- ❑ *Team Records.....* 128-129
- ❑ *Season Leaders* 130-131
- ❑ *Career Leaders* 132-133
- ❑ *Team Season Bests* 134-135
- ❑ *Defensive Bests* 136-137
- ❑ *Statistical Leaders* 138-142
- ❑ *Devaney Center Records ..* 143-146
- ❑ *Postseason Tournament Records and Box Scores* 147-156

Nebraska Records

NEBRASKA'S TOP 60 CAREER SCORERS SINCE 1948

	<u>Player, Seasons</u>	<u>G</u>	<u>FG-FGA</u>	<u>Pct.</u>	<u>FT-FTA</u>	<u>Pct.</u>	<u>Points</u>	<u>Avg.</u>
1.	Dave Hoppen, 1983-84-85-86	111	804-1341	.600	559-724	.772	2,167	19.5
2.	Eric Piatkowski, 1991-92-93-94	123	676-1436	.471	380-489	.777	1,934 (202)	15.7
3.	Jerry Fort, 1973-74-75-76	105	777-1793	.433	328-486	.675	1,882	17.9
4.	Andre Smith, 1978-79-80-81	114	673-1148	.586	371-562	.660	1,717	15.1
5.	Rich King, 1988-89-90-91	124	564-1000	.564	345-510	.676	1,475 (2)	11.9
6.	Carl McPipe, 1976-77-78-79	104	546-1126	.485	208-317	.656	1,300	12.5
7.	Tom Baack, 1966-67-68	75	526-1138	.462	247-297	.832	1,299	17.3
8.	Stuart Lantz, 1966-67-68	75	488-1007	.485	293-395	.742	1,269	16.9
9.	Chuck Jura, 1970-71-72	77	500- 910	.549	255-427	.597	1,255	16.3
10.	Jack Moore, 1979-80-81-82	105	379- 830	.457	446-495	.901	1,204	11.5
11.	Brian Carr, 1984-85-86-87	123	447- 942	.475	230-287	.801	1,182 (58)	9.6
12.	Brian Banks, 1976-77-78-79	110	471- 986	.478	208-298	.698	1,150	10.5
13.	Marvin Stewart, 1969-70-71	66	435- 921	.472	268-359	.747	1,138	17.2
14.	Clifford Scales, 1988-89-90-91	23	441- 902	.489	209-272	.768	1,136 (45)	9.2
	Carl Hayes, 1990-91-92	90	439- 945	.465	221-360	.614	1,136 (37)	12.6
16.	Herschell Turner, 1958-59-60	72	371- 898	.413	314-474	.662	1,056	14.7
17.	Beau Reid, 1988-89-90-91	102	320- 775	.413	250-337	.742	976 (86)	9.6
18.	Bob Siegel, 1974-75-76-77	101	405- 973	.416	160-232	.690	970	9.6
19.	Tom Scantlebury, 1968-69-70	75	369- 835	.442	227-303	.749	965	12.9
20.	Nate Branch, 1965-66-67	75	367- 871	.421	224-320	.700	958	12.8
21.	Jamar Johnson, 1992-93-94	87	333-723	.461	166-210	.790	927	10.7
22.	Rex Ekwall, 1955-56-57	65	296- 690	.429	288-394	.731	880	13.5
23.	Bruce Chubick, 1991-92-93-94	119	303-540	.561	264-400	.660	878	7.4
24.	Grant Simmons, 1964-65-66	74	305- 709	.430	239-350	.683	849	11.5
25.	Dapreis Owens, 1989-90-91-92	117	329- 679	.484	187-302	.619	845	7.2
26.	Bob Gratopp, 1968-69-70	76	255- 608	.419	316-400	.790	826	10.9
27.	Jim Buchanan, 1950-51-52	69	345- 942	.366	131-203	.645	821	11.9
28.	Bill Johnson, 1952-53-54	65	264- 652	.405	286-484	.591	814	12.5
29.	Claude Retherford, 1947-48-49	74	318-1090	.292	178-283	.629	814	11.0
30.	Bernard Day, 1986-87	63	309- 567	.545	184-264	.697	802	12.7
31.	Stan Cloudy, 1983-84	62	347- 672	.516	81-119	.681	775	12.5
32.	Bus Whitehead, 1948-49-50	72	275- 831	.331	215-314	.685	765	10.6
33.	Fred Seger, 1952-53-54	65	263- 724	.363	236-360	.656	762	11.7
34.	Larry Cox, 1974-75-76	74	270- 432	.625	217-297	.731	757	10.2
35.	Daryl Petsch, 1962-63-64	69	315- 709	.444	124-197	.629	754	10.9
36.	Charlie Jones, 1962-63-64	75	300- 731	.410	135-216	.625	735	9.8
37.	Leroy Chalk, 1969-70-71	76	291- 555	.524	133-197	.675	715	9.4
38.	Tom Russell, 1961-62	49	233- 444	.525	246-329	.748	712	14.5
39.	Derrick Chander, 1992-93	60	297-585	.508	112-196	.571	706	11.8
40.	Willard Fagler, 1952-53-54-55	84	227- 571	.398	251-373	.673	705	8.4
41.	Derrick Vick, 1987-88	63	261- 499	.523	181-264	.686	703	11.2
42.	Albert Maxey, 1959-60	49	251- 684	.367	175-248	.706	677	13.8
43.	Harvey Marshall, 1985-86	60	290- 623	.465	95-126	.754	675	11.3
44.	Gary Reimers, 1956-57-58	69	222- 542	.410	223-303	.736	667	9.7
45.	Mike Naderer, 1978-79-80-81	113	274- 576	.476	109-133	.820	657	5.8
46.	Al Nissen, 1970-71-72	77	244- 518	.471	163-223	.731	651	8.5
47.	Ray Richardson, 1989-90	60	225- 527	.443	96-139	.691	651 (105)	10.9
48.	Eric Johnson, 1988-89	63	236- 542	.435	138-180	.767	647 (37)	10.3
49.	Greg Downing, 1980-81-82-83	117	270- 558	.484	107-141	.759	647	5.5
50.	Don Smidt, 1956-57-58	68	232- 663	.350	170-276	.616	634	9.3
51.	R. van Poelgeest, 1987-88-89-90	108	250- 472	.530	125-228	.548	625	5.8
52.	Pete Manning, 1988-89	64	242- 446	.543	134-179	.749	618	9.7
53.	Ray Collins, 1979-80-81-82	95	250- 540	.463	100-138	.725	600	6.3
54.	Jaron Boone, 1993-94	61	214-475	.451	101-134	.754	581 (52)	9.5
55.	Bob Pierce, 1949-50-51	72	197- 529	.372	184-269	.684	578	8.0
56.	Chuck Smith, 1954-55-56	63	188- 525	.358	196-305	.643	572	9.1
57.	Erick Strickland, 1993-94	61	186-426	.437	77-95	.779	565 (41)	9.3
58.	Henry T. Buchanan, 1987-88	63	188- 424	.443	118-154	.766	561 (67)	8.9
59.	Joe Good, 1951-52-53	65	194- 602	.322	168-265	.634	556	8.6
60.	Jim Kowalke, 1959-60-61	64	222- 596	.372	111-171	.649	555	8.7

*Number in parenthesis following point total indicates number of career 3-point goals scored (if any).

HUSKER INDIVIDUAL RECORDS SINCE 1948

POINTS

GAME

Overall: 42, Eric Piatkowski, vs. Oklahoma, at Kansas City, Mo., March 11, 1994 (B8T)
At Home: 40, Jerry Fort, vs. Missouri, Feb. 22, 1975; Rich King, vs. Northern Illinois, Feb. 18, 1991
Away: 34, Chuck Jura, at Oklahoma State, Jan. 26, 1972; Jerry Fort, at Kansas State, Jan. 17, 1976
Neutral: 42, Eric Piatkowski, vs. Oklahoma, at Kansas City, Mo., March 11, 1994 (B8T)
Half: 24, Jerry Fort, vs. Missouri, Feb. 22, 1975 (2nd); Dave Hoppen, vs. South Dakota, Dec. 1, 1984 (1st)
Losing Effort: 38, Tom Russell, vs. Kansas, Feb. 21, 1962
Freshman: 28, Erick Strickland, vs. Missouri, Jan. 30, 1993 (OT)
Sophomore: 33, Fred Hare, at Texas, Dec. 18, 1964; Jerry Fort, vs. Missouri, Feb. 16, 1974
Junior: 40, Jerry Fort, vs. Missouri, Feb. 22, 1975
Senior: 42, Eric Piatkowski, vs. Oklahoma, at Kansas City, Mo., March 11, 1994 (B8T)
Two Players: 65, Eric Piatkowski (42) and Bruce Chubick (23), vs. Oklahoma, at Kansas City, Mo., March 11, 1994 (B8T)
By Opponent: 46, Wilt Chamberlain, at Kansas, Feb. 8, 1958; Joe Scott, at Missouri, March 6, 1961; George Stone, Marshall, March 13, 1967 (NIT)
By Opponent, Half: 28, Jim McKean, Washington State, Dec. 12, 1966
By Opponent, Two Players: 70, George Stone, 46, and Danny D'Antoni, 24, Marshall, March 13, 1967 (NIT)

SEASON

Overall: 704, Dave Hoppen, 1984-85 (30 games)
Conference: 322, Dave Hoppen, 1984-85 (14 games)
Average: 23.5, Dave Hoppen, 1984-85 (704 in 30 games)
Conference Average: 23.0, Dave Hoppen, 1984-85 (322 in 14 games)
Freshman: 445, Dave Hoppen, 1982-83 (32 games)
Consecutive Double-Figure Scoring Games by a Freshman: 8, Jerry Fort, Dec. 16, 1972-Jan. 15, 1973 and Feb. 6-March 6, 1973; Dave Hoppen, Feb. 9-March 5, 1983
Sophomore: 598, Dave Hoppen, 1983-84 (30 games)
Junior: 704, Dave Hoppen, 1984-85 (30 games)
Senior: 646, Eric Piatkowski, 1993-94 (31 games)
20-Point-or-Better Scoring Games: 21, Dave Hoppen, 1984-85
Consecutive 20-Point-or-Better Scoring Games: 10, Dave Hoppen, 1984-85


CAREER

Overall: 2,167, Dave Hoppen, 1983-86 (111 games)
Conference: 1,055, Jerry Fort, 1973-76 (56 games)
Average: 19.5, Dave Hoppen, 1983-86 (2,167 in 111 games)
Conference Average: 20.3, Dave Hoppen, 1983-86 (975 in 48 games)
20-Point-or-Better Scoring Games: 56, Dave Hoppen, 1983-86
Consecutive Games in Double Figures: 84, Dave Hoppen, March 11, 1983-Feb. 1, 1986

FIELD GOALS

GAME

Made: 16, Marvin Stewart, vs. Nevada-Reno, Dec. 14, 1970 (24 attempts)
Conference Made: 15, Jerry Fort, three times
Attempted: 34, by several players
No Misses: 9, Chuck Jura, vs. Iowa, Dec. 5, 1970; Dave Hoppen,



Rich King scored a then-school-record tying 40 points against Northern Illinois as a senior.

vs. Southern Illinois, Nov. 26, 1985
No Misses, Conference Game: 7, Bob Siegel, vs. Oklahoma, Jan. 21, 1976; Carl McPipe, at Oklahoma, Jan. 18, 1978; Rich King, vs. Colorado, Feb. 28, 1990
Opponent Made: 20, George Stone, Marshall, March 13, 1967 (NIT, 38 attempts)
Opponent Attempts: 38, George Stone, Marshall, March 13, 1967 (NIT, 20 made)
Opponent Made, No Misses: 11, Lanny Van Eman, at Wichita State, Dec. 4, 1961

SEASON

Made: 270, Dave Hoppen, 1984-85 (418 attempts)
Conference Made: 132, Jerry Fort, 1974-75 (294 attempts)
Attempted: 508, Jerry Fort, 1974-75 (218 made)
Conference Attempted: 294, Jerry Fort, 1974-75 (132 made)
Percentage*: .672, Larry Cox, 1975-76 (133-198)
Conference Percentage*: .648, Dave Hoppen, 1984-85 (127-196)
Freshman Percentage: .563, Mike Naderer, 1977-78 (63-112)
**Minimum 5 attempts per team game*

CAREER

Made: 804, Dave Hoppen, 1983-86 (1,341 attempts)
Conference Made: 438, Jerry Fort, 1973-76 (1,018 attempts)
Attempted: 1,793, Jerry Fort, 1973-76 (777 made)
Conference Attempted: 1,018, Jerry Fort, 1973-76 (438 made)
Percentage*: .625, Larry Cox, 1974-76 (270-432)
Conference Percentage:** .619, Larry Cox, 1974-76 (159-257)
**Minimum 400 attempts; **Minimum 200 attempts*

3-POINT FIELD GOALS

(SINCE 1987)

GAME

Made: 7, Chris Cresswell, vs. Texas A&M, Dec. 20, 1991 (10 attempts)
Conference Made: 6, Eric Piatkowski, vs. Missouri, Jan. 30, 1991 (9 attempts)
Attempted: 12, Jamar Johnson, at Oklahoma, March 7, 1992 (5 made)
Percentage*: .833, Brian Carr, at Southern Illinois, Dec. 10, 1986 (5-6); Ray Richardson, vs. Sam Houston State, Jan. 6, 1990 (5-6); Erick Strickland, vs. Missouri, Jan. 30, 1993 (5-6)
Conference Percentage*: .833, Erick Strickland, vs. Missouri, Jan. 30, 1993 (5-6)
Opponent Made: 8, Dave Sieger, at Oklahoma, Feb. 21, 1987 (13 attempts)
Opponent Attempts: 15, Ronnie Schmitz, at Missouri-Kansas City, Jan. 9, 1991 (5 made)
Opponent Attempts, No Misses: 6, Craig Michaelis, at Miami (Ohio), Nov. 27, 1989
**Minimum 5 attempts.*

SEASON

Made: 63, Eric Piatkowski, 1993-94 (172 attempts)
Conference Made: 30, Eric Piatkowski, 1993-94 (83 attempts)
Attempted: 172, Eric Piatkowski, 1993-94 (63 made)
Conference Attempted: 83, Eric Piatkowski, 1993-94 (30 made)
Percentage*: .456, Clifford Scales, 1990-91 (26-57)
Conference Percentage*: .529, Henry T. Buchanan, 1986-87 (18-34)
Freshman Percentage*: .388, Beau Reid, 1987-88 (26-67)
Consecutive Games 3-Point Goals Scored: 14, Ray Richardson, Nov. 26, 1988-Jan. 5, 1989
**Minimum 1.5 attempts per team game*

CAREER

Made: 202, Eric Piatkowski, 1991-94 (564 attempts)
Conference Made: 103, Eric Piatkowski, 1991-94 (280 attempts)
Attempted: 564, Eric Piatkowski, 1991-94 (202 made)
Conference Attempted: 280, Eric Piatkowski, 1991-94 (103 made)
Percentage: .406, Henry T. Buchanan, 1987-88 (67-165)
Conference Percentage: .463, Henry T. Buchanan, 1987-88 (38-82)

FREE THROWS

GAME

Made: 18, David Ponce, at Creighton, Dec. 4, 1982 (19 attempts)
Conference Made: 16, Tom Russell, vs. Kansas, Feb. 21, 1962 (17 attempts)
Attempted: 21, Rich King, at Wyoming, Jan. 22, 1990 (13 made)
Conference Attempted: 20, Bill Johnson, vs. Missouri, Jan. 21, 1953 (13 made)
No Misses: 15, Jack Moore, vs. Oklahoma State, Feb. 10, 1982
Opponent Made: 18, Wilt Chamberlain, at Kansas, Feb. 8, 1958 (23 attempts)
Opponent Attempted: 23, Wilt Chamberlain, at Kansas, Feb. 8, 1958 (18 made)
Opponent Made, No Misses: 15, John Crawford, Iowa State, at Kansas City, Mo., Dec. 29, 1956 (Big Seven Holiday Tourn.)

SEASON

Made: 184, Jack Moore, 1979-80 (211 attempts)
Conference Made: 84, Stuart Lantz, 1967-68 (112 attempts)
Attempted: 212, Bill Johnson, 1953-54 (122 made)
Conference Attempted: 112, Stuart Lantz, 1967-68 (84 made)

Percentage*: .939, Jack Moore, 1981-82 (123-131)
Conference Percentage*: .938, Jack Moore, 1981-82 (60-64)
Freshman Percentage*: .837, Eric Piatkowski, 1990-91 (72-86)
Consecutive Made: 39, Jack Moore, Jan. 27-Feb. 15, 1982
**Minimum 2 attempts per team game*

CAREER

Made: 559, Dave Hoppen, 1983-86 (724 attempts)
Conference Made: 267, Dave Hoppen, 1983-86 (338 attempts)
Attempted: 724, Dave Hoppen, 1983-86 (559 made)
Conference Attempted: 338, Dave Hoppen, 1983-86 (267 made)
Percentage*: .901, Jack Moore, 1979-82 (446-495)
Conference Percentage*: .877, Jack Moore, 1979-82 (185-211)
**Minimum 200 attempts*

REBOUNDS

GAME

Rebounds: 26, Bill Johnson, vs. Iowa State, Jan. 4, 1954
Half: 15, Carl McPipe, vs. California-Davis, Dec. 16, 1977 (1st)
Two Players: 39, Leroy Chalk (20) and Chuck Jura (19), vs. Colorado, March 6, 1971
Opponent: 24, Bill Bridges, Kansas, twice; Andy Hopson, at Oklahoma State, Jan. 26, 1974
Opponent Two Players: 39, Dave DeBusschere, 23, and Charlie North, 16, at Detroit, Dec. 17, 1960

SEASON

Overall: 305, Chuck Jura, 1971-72 (26 games)
Conference: 159, Chuck Jura, 1971-72 (14 games)
Freshman: 161, Dave Hoppen, 1982-83 (32 games)
Average: 11.7, Chuck Jura, 1971-72 (305 in 26 games)
Conference Average: 11.4, Chuck Jura, 1971-72 (159 in 14 games)

CAREER

Overall: 782, Leroy Chalk, 1969-71 (76 games)
Conference: 442, Leroy Chalk, 1969-71 (42 games)
Average: 10.4, Rex Ekwall, 1955-57 (679 in 65 games)
Conference Average: 10.5, Leroy Chalk, 1969-71 (442 in 42 games)

ASSISTS

(SINCE 1974)

GAME

Assists: 18, Brian Carr, at Evansville, Jan. 3, 1985
Conference*: 13, Brian Carr, vs. Missouri, Jan. 28, 1987
Half: 10, Brian Carr, at Evansville, Jan. 3, 1985 (2nd)
Opponent: 18, Tom Kivisto, Kansas, at Kansas City, Mo., Dec. 29, 1973 (Big Eight Holiday Tournament)
**Note: Carr had 14 assists at Kansas in a Big Eight Tournament game, March 5, 1985*

SEASON

Assists: 237, Brian Carr, 1984-85 (30 games)
Conference: 113, Brian Carr, 1984-85 (14 games)
Freshman: 87, Jaron Boone, 1992-93 (31 games)
Average: 7.90, Brian Carr, 1984-85 (237 in 30 games)
Conference Average: 8.10, Brian Carr, 1984-85 (113 in 14 games)

CAREER

Assists: 682, Brian Carr, 1984-87 (123 games)
Conference: 297, Brian Carr, 1984-87 (56 games)
Average: 5.54, Brian Carr, 1984-87 (682 in 123 games)
Conference Average: 5.30, Brian Carr, 1984-87 (297 in 56 games)

STEALS

(SINCE 1978)

GAME

Steals: 8, Greg Downing, vs. Missouri-Kansas City, Dec. 8, 1982

Conference: 5, by several players, most-recently Erick Strickland, at Oklahoma State, Feb. 19, 1994

Opponent: 8, Alvin Robertson, at Arkansas, Jan. 3, 1983

SEASON

Steals: 68, Eric Johnson, 1988-89 (32 games)

Conference: 35, Eric Johnson, 1988-89 (14 games)

Freshman: 47, Erick Strickland, 1992-93 (31 games)

CAREER

Steals: 177, Clifford Scales, 1988-91 (123 games)

Conference: 79, Brian Carr, 1984-87 (56 games)

BLOCKED SHOTS

(SINCE 1978)

GAME

Blocks: 8, Derrick Chandler, at Southern Utah, Nov. 30, 1991

Conference: 7; Rich King, at Oklahoma State, Jan. 20, 1990

Opponent: 8, Walter Downing, DePaul, March 28, 1983 (NIT)

SEASON

Blocks: 91, Derrick Chandler, 1991-92 (29 games)

Conference: 37, Derrick Chandler, 1991-92 (14 games)

Freshman: 20, Rich King, 1987-88 (29 games)

CAREER

Blocks: 183, Rich King, 1988-91 (124 games)

Conference: 83, Rich King, 1988-91 (55 games)

SERVICE

GAME

Minutes Played: 60, Jack Moore and Andre Smith, vs. Alabama-Birmingham, Dec. 22, 1979 (4OT)

SEASON

Games Played: 34, Tony Farmer, Carl Hayes, Rich King, Keith Moody, Eric Piatkowski, Beau Reid, Clifford Scales, 1990-91

Games Started: 34, Beau Reid, Clifford Scales, 1990-91

Minutes Played: 1,155, Dave Hoppen, 1984-85 (30 games)

Conference Minutes Played: 548, Dave Hoppen, 1984-85 (14 games)

Minutes Played Per Game: 38.5, Dave Hoppen, 1984-85 (1,155 in 30 games)

Conference Minutes Played Per Game: 39.1, Dave Hoppen, 1984-85 (548 in 14 games)

CAREER

Games Played: 124, Rich King, 1988-91

Consecutive Games Played: 123, Brian Carr, 1984-87

Games Started: 111, Dave Hoppen, 1983-86 (111 games)

Consecutive Games Started: 111, Dave Hoppen, 1983-86

Minutes Played: 3,739, Brian Carr, 1984-87 (123 games)

Conference Minutes Played: 1,672, Brian Carr, 1984-87 (56 games)

Minutes Played Per Game, Four-Year Career: 33.4, Dave Hoppen, 1983-86 (3,711 in 111 games)

Minutes Played Per Game, Three-Year Career: 34.5, Andre Smith, 1979-81 (2,901 in 84 games; minutes not available for Smith's freshman year, 1978)

Minutes Played Per Game, Two-Year Career: 33.3, Stan Cloudy, 1983-84 (2,066 in 62 games)

Conference Minutes Played Per Game: 34.7, Dave Hoppen, 1983-86 (1,665 in 48 games)



Derrick Chandler blocked 144 shots during his two-year career. He holds the NU single-game blocked shot record of eight, which he set in the Huskers' 106-101 win at Southern Utah during the 1991-92 season.

NEBRASKA TEAM GAME & SEASON RECORDS

POINTS

GAME

Overall: 117, vs. Oklahoma (113), at Kansas City, Mo., March 8, 1991 (OT, B8T); vs. Harvard (79), Dec. 1, 1989
Conference: 111, at Oklahoma (99), Jan. 26, 1991; at Oklahoma (115), Feb. 14, 1994 (OT)
Home Court: 117, vs. Harvard (79), Dec. 1, 1989
Opponent's Court: 111, at Oklahoma (99), Jan. 26, 1991; at Oklahoma (115), Feb. 14, 1994 (OT)
Neutral Court: 117, vs. Oklahoma (113), at Kansas City, Mo., March 8, 1991 (OT, B8T)
First Half: 64, vs. Tennessee Tech, Dec. 14, 1990
Second Half: 66, vs. Oklahoma, Feb. 16, 1991
Both Teams: 230, at Oklahoma (133), Nebraska (97), Feb. 21, 1987; Nebraska (117), Oklahoma (113), at Kansas City, Mo., March 8, 1991 (OT, B8T)
Losing Effort: 111, at Oklahoma (115), Feb. 14, 1994 (OT)
Margin of Victory: 74, Nebraska (82), at Crete (8), Jan. 4, 1907
Margin of Defeat: 56, at Kansas (102), Nebraska (46), Feb. 8, 1958
Players Scoring in Double Figures: 8, Tony Farmer (22), Carl Hayes (16), Beau Reid (14), Rich King (12), Jose Ramos (12), Eric Piatkowski (11), Keith Moody (11), Clifford Scales (10) at Oklahoma, Jan. 26, 1991
Opponent: 133, at Oklahoma (NU 97), Feb. 21, 1987
Opponent, Half: 70, at Oklahoma, Feb. 21, 1987 (2nd)

SEASON

Overall: 2,977, 1990-91 (34 games)
Conference: 1,219, 1993-94 (14 games)
Average: 87.6, 1990-91 (2,977 in 34 games)
Conference Average: 87.1, 1993-94 (1,219 in 14 games)
By Opponent: 2,672, 1990-91 (34 games)
By Opponent, Conference: 1,297, 1989-90 (14 games)
Opponent Average: 86.1, 1989-90 (2,410 points in 28 games)
Opponent Conference Average: 92.6, 1989-90 (1,297 in 14 games)
NU 100-Point Games: 7, 1990-91
Opponent 100-Point Games: 6, 1989-90

FIELD GOALS

GAME

Made: 51, vs. Nevada-Reno, Dec. 14, 1970 (81 attempts)
Conference Made: 44, vs. Missouri, Jan. 28, 1967 (86 attempts)
Attempted: 97, vs. Fullerton State, Dec. 4, 1967 (41 made)
Conference Attempted*: 83, vs. Oklahoma, Jan. 25, 1992 (28 made)
Percentage: .750, vs. Nebraska-Omaha, Jan. 25, 1988 (42-56)
Conference Percentage: .679, at Kansas, Feb. 5, 1980 (19-28)
Half Percentage: .840, vs. Nebraska-Omaha, Jan. 25, 1988 (1st, 21-25)
Conference Half Percentage: .833, vs. Iowa State, Feb. 21, 1985 (15-18, 2nd)
Opponent Made: 50, at Oklahoma, Feb. 21, 1987 (88 attempts)
Opponent Attempted: 91, three times, most recently at Southern Utah, Nov. 30, 1991 (39 made)
Opponent Percentage: .771, Kansas State, at Lincoln, Neb., Feb. 3, 1982 (27-35)
Opponent Half Percentage: .857, Kansas State, at Lincoln, Neb., Feb. 3, 1982 (12-14, 1st)

SEASON

Made: 1,081, 1990-91 (2,185 attempts)

Conference Made: 432, 1993-94 (911 attempts)
Attempted: 2,185, 1990-91 (1,081 made)
Conference Attempted: 958, 1965-66 (423 made)
Percentage: .514, 1983-84 (786-1,529)
Conference Percentage: .511, 1982-83 (346-677)
Opponent Percentage: .521, 1979-80 (856-1,644)
Opponent Conference Percentage: .530, 1979-80 (366-694)

3-POINT FIELD GOALS

GAME

Made: 14, at Oklahoma, March 7, 1992 (36 attempts)
Attempted: 36, at Oklahoma, March 7, 1992 (14 made)
Percentage*: .667, vs. Chicago State, Jan. 16, 1990 (8-12)
Conference Percentage*: .600, at Oklahoma, Feb. 21, 1987 (8-13); vs. Kansas State, Feb. 3, 1990 (6-10)
Opponent Made: 17, at Oklahoma, Feb. 21, 1987 (27 attempts)
Opponent Attempted: 35, Eastern Washington, at Lincoln, Neb., Dec. 21, 1991 (8 made); Appalachian State, at Lincoln, Neb., Dec. 1992 (9 made)
Opponent Percentage*: .765, at Kansas State, Jan. 10, 1987 (13-17)
**Minimum 10 attempts*

SEASON

Made: 194, 1993-94 (564 attempts)
Conference Made: 97, 1993-94 (275 attempts)
Attempted: 564, 1993-94 (194 made)
Conference Attempted: 275, 1993-94 (97 made)
Percentage: .369, 1986-87 (120-325)
Conference Percentage: .413, 1986-87 (52-126)
Opponent Percentage: .423, 1986-87 (143-338)
Opponent Conference Percentage: .500, 1986-87 (59-118)

FREE THROWS

GAME

Made: 41, vs. Missouri, Jan. 16, 1956 (55 attempts)
Attempted: 60, vs. Kansas State, Jan. 11, 1954 (36 made)
No Misses: 17, at Oklahoma State, Jan. 31, 1979
No Misses, Half: 17, vs. Oklahoma, at Kansas City, Mo., March 8, 1991 (1st, B8T)
Consecutive Made: 25 vs. Oklahoma, at Kansas City, Mo., Dec. 28, 1967
Opponent Made: 44, Oklahoma State, at Lincoln, Neb., Feb. 14, 1990 (52 attempts)
Opponent Attempted: 52, Oklahoma State, at Lincoln, Neb., Feb. 14, 1990 (44 made)
Opponent No Misses: 16, at Kansas State, Jan. 26, 1980

SEASON

Made: 690, 1990-91 (981 attempts)
Conference Made: 301, 1990-91 (417 attempts.)
Attempted: 981, 1990-91 (690 made)
Conference Attempted: 417, 1990-91 (301 made)
Percentage: .765, 1967-68 (504-659)
Conference Percentage: .782, 258-330, 1993-94 (258-330)
Consecutive Made: 34, 1985-86 (last 13 at Oklahoma, Jan. 29; first 21 at Colorado, Feb. 1)
Opponent Percentage: .750, 1979-80 (389-519)
Opponent Conference Percentage: .800, 1979-80 (179-212)

REBOUNDS

GAME

Rebounds: 77, vs. Kansas State, Feb. 18, 1957
Opponent: 77, at Kansas, Feb. 23, 1957

SEASON

Rebounds: 1,454, 1990-91 (34 games)
Conference: 655, 1959-60 (14 games)
Average: 48.8, 1959-60 (1,170 in 24 games)
Conference Average: 46.8, 1959-60 (655 in 14 games)
Highest Margin: +6.6, 1990-91 (42.8-36.2)
Highest Rebound Percentage: .542, 1990-91 (1,454-1,230)
Opponent Average: 49.6, 1959-60 (1,191 in 24 games)

ASSISTS

(SINCE 1974)

GAME

Assists: 36, vs. Montana State, Dec. 23, 1977
Conference: 31, vs. Iowa State, Feb. 4, 1973
Opponent: 36, at Oklahoma, Feb. 21, 1987

SEASON

Assists: 696, 1990-91 (34 games)
Conference: 289, 1984-85 (14 games)
Average: 20.5, 1984-85 (615 in 30 games)
Conference Average: 20.6, 1984-85 (289 in 14 games)
Opponent: 579, 1990-91 (34 games)
Opponent Conference: 309, 1989-90 (14 games)

TURNOVERS

(SINCE 1978)

GAME

Fewest: 4, vs. Pacific (Calif.), at Las Cruces, N.M., Dec. 19, 1975; vs. Kansas State, Feb. 3, 1982; vs. Oklahoma, Feb. 2, 1983
Most: 30, at Iowa State, Jan. 20, 1988; at Ohio State, Dec. 14, 1988.
Fewest by Opponent: 4, at Evansville, Jan. 3, 1985; by Western Kentucky, March 14, 1986 (NCAA Tournament)
Most by Opponent: 35, Denver, at Lincoln, Neb., Nov. 26, 1982

SEASON

Fewest: 302, 1981-82 (28 games)
Fewest Conference: 132, 1981-82 (14 games)
Most: 610, 1990-91 (34 games)
Most Conference: 294, 1991-92 (14 games)
Fewest Per Game: 16.8, 1981-82 (302 in 29 games)
Most Per Game: 18.5, 1987-88 (575 in 31 games)
Fewest Opponent: 363, 1985-86 (30 games)
Fewest Opponent Conference: 168, 1984-85 (14 games)
Most Opponent: 618, 1990-91 (34 games)
Most Opponent Conference: 251, 1990-91 (14 games)

BLOCKED SHOTS

(SINCE 1978)

GAME

Most: 10, four times, most recently vs. The Citadel, Dec. 2, 1991
Conference: 9, vs. Missouri, Jan. 30, 1991
Opponent: 12, at Oklahoma State, Jan. 14, 1989

SEASON

Most: 169, 1991-92 (29 games)

Conference: 74, 1990-91 (14 games)
Opponent Made: 103, 1990-91 (34 games)
Opponent Conference Made: 52, 1988-89 (14 games)

STEALS

(SINCE 1978)

GAME

Steals: 22 vs. Florida A&M, Dec. 20, 1993
Conference: 16, vs. Kansas, March 3, 1991; vs. Colorado, Feb. 28, 1989
Opponent: 20, at Oklahoma, Jan. 14, 1993

SEASON

Steals: 315, 1990-91 (34 games)
Conference: 124, 1990-91 (14 games)
Opponent: 300, 1990-91 (34 games)
Opponent Conference: 165, 1991-92 (14 games)

GAMES

SEASON

Played: 34, 1990-91 (26-8)
Victories: 26, 1990-91 (8 losses)
Conference Victories: 12, 1915-16 (12-0); 1965-66 (12-2)
Home Victories: 17, 1982-83 (1 loss)
Road Victories: 12, 1990-91 (7 losses)
Percentage: .933, 1911-12 (14-1)
Conference Percentage: 1.000, 1911-12 (8-0); 1912-13 (10-0); 1913-14 (7-0); 1915-16 (12-0)
Losses: 19, 1962-63 (6 wins)
Conference Losses: 13, 1962-63 (1 win)
Home Losses: 9, 1931-32 (1 win); 1962-63 (4 wins)
Road Losses: 13, 1951-52 (0 wins); 1963-64 (1 win)
Overtimes: 4, 1955-56 (won 3), 1979-80 (won 3), 1986-87 (won 4)
Overtimes, Game: 4, Nebraska 92, Alabama-Birmingham 84, at Lincoln, Neb., Dec. 22, 1979

WIN/LOSS STREAKS

Consecutive Victories: 14, final nine games of 1911-12, first five games of 1912-13 (ended at Minnesota, 20-11, Jan. 25, 1913); games four through 17, Nov. 28, 1990-Jan. 12, 1991 (ended at Colorado, 86-69, Jan. 22, 1991)
Consecutive Conference Victories: 29, all eight in 1911-12, all 10 in 1912-13, all seven in 1913-14, first four in 1914-15 (ended at Kansas, 43-18, Jan. 22, 1915)
Consecutive Home Victories: 20, all 11 games in 1965-66, first nine games in 1966-67 (ended by Kansas, 64-57, March 4, 1967)
Consecutive Home Conference Victories: 15, all four games in 1911-12, all five games in 1912-13, all four games in 1913-14, first two games in 1914-15 (ended by Drake, 20-19, Feb. 19, 1915)
Consecutive Losses: 13, final 6 games of 1931-32, first seven games of 1932-33 (ended vs. Kansas State, 31-25, Jan. 14, 1933)
Consecutive Conference Losses: 12, last six in 1943-44, first six in 1944-45 (ended vs. Kansas, 59-45, Feb. 10, 1945).
Consecutive Home Losses: 7, games five through 11 in 1962-63 (ended vs. Oklahoma State, 49-48, Feb. 25, 1963).
Consecutive Home Conference Losses: 9, last four games of 1961-62, first five of games of 1962-63 (ended vs. Oklahoma State, 49-48, Feb. 25, 1963).

NEBRASKA SINGLE-SEASON INDIVIDUAL LEADERS

POINTS SCORED

1. Dave Hoppen (1985)	704
2. Eric Piatkowski (1994)	646
3. Andre Smith (1980)	600
4. Dave Hoppen (1984)	598
5. Marvin Stewart (1971).....	556
6. Chuck Jura (1972)	551
7. Rich King (1991).....	526
8. Jerry Fort (1975)	525
9. Jerry Fort (1976)	513
10. Eric Piatkowski (1993)	502

SCORING AVERAGE

(MINIMUM 400 POINTS)

	G	PTS	AVG
1. Dave Hoppen (1985)	30	704	23.5
2. Eric Piatkowski (1994)	30	646	21.5
3. Marvin Stewart (1971).....	26	556	21.4
4. Chuck Jura (1972)	26	551	21.2
5. Jerry Fort (1975)	26	525	20.2
6. Dave Hoppen (1984)	30	598	19.9
7. Andre Smith (1980)	31	600	19.4
8. Stuart Lantz (1968)	25	482	19.3
9. Stuart Lantz (1967)	25	481	19.2
10. Jerry Fort (1976)	27	513	19.0

Note: Dave Hoppen averaged 22.1 points per game in 1986, but played in 19 games, less than three-fourths of his team's 30 games.

FIELD GOALS MADE

1. Dave Hoppen (1985)	270
2. Andre Smith (1980)	237
3. Eric Piatkowski (1994)	226
4. Chuck Jura (1972)	220
Dave Hoppen (1984)	220
6. Jerry Fort (1975)	218
7. Marvin Stewart (1971).....	215
8. Jerry Fort (1974)	207
9. Rich King (1991).....	202
10. Jerry Fort (1976)	201

FIELD GOALS ATTEMPTED

1. Jerry Fort (1975)	508
2. Jim Buchanan (1952)	484
Jerry Fort (1974)	484
4. Eric Piatkowski (1994)	456
5. Jerry Fort (1976)	452
6. Marvin Stewart (1971).....	426
7. Dave Hoppen (1985)	418
8. Tom Baack (1968).....	412
9. Tom Baack (1967).....	401
10. Chuck Jura (1972)	399

FIELD GOAL PERCENTAGE

(MINIMUM 5 ATT. PER TEAM GAME)

	FG-FGA	Pct.
1. Larry Cox (1976)	133-198	.672
2. Dave Hoppen (1985)	270-418	.646
3. Dave Hoppen (1986)	151-245	.616
4. Andre Smith (1980)	237-388	.611
5. Dave Hoppen (1984)	220-367	.599

6. Chuck Jura (1971)	181-306	.592
7. Pete Manning (1988)	111-188	.590
8. Andre Smith (1981)	185-314	.5892
9. Larry Cox (1975)	93-158	.5886
10. Richard van Poelgeest (1989) ..	103-177	.582

3-POINT FIELD GOALS MADE

1. Eric Piatkowski (1994)	63
2. Chris Cresswell (1992)	59
3. Brian Carr (1987).....	58
4. Ray Richardson (1989)	57
5. Ray Richardson (1990)	48
Eric Piatkowski (1993)	48
7. Eric Piatkowski (1992)	47
8. Eric Piatkowski (1991)	44
9. Erick Strickland (1994).....	41
10. Jamar Johnson (1992)	39
Henry T. Buchanan (1988).....	39

3-POINT FIELD GOALS ATTEMPTED

1. Eric Piatkowski (1994)	172
2. Brian Carr (1987).....	157
3. Chris Cresswell (1992)	147
4. Ray Richardson (1989)	145
5. Eric Piatkowski (1992)	136
6. Ray Richardson (1990)	133
7. Eric Piatkowski (1993)	129
8. Eric Piatkowski (1991)	127
9. Erick Strickland (1994).....	117
10. Henry T. Buchanan (1988).....	103

3-POINT PERCENTAGE

(MINIMUM 25 MADE)

	3FG-Att.	Pct.
1. Clifford Scales (1991).....	26-57	.456
2. Henry T. Buchanan (1987).....	28-62	.452
3. Jamar Johnson (1992)	39-95	.411
4. Chris Cresswell (1992)	59-147	.401
5. Ray Richardson (1989)	57-145	.393
6. Beau Reid (1988)	26-67	.388
7. Chris Cresswell (1990)	37-97	.381
8. Eric Piatkowski (1993)	48-129	.372
9. Henry T. Buchanan (1988).....	39-103	.379
10. Brian Carr (1987).....	58-157	.369

FREE THROWS MADE

1. Jack Moore (1980)	184
2. Dave Hoppen (1985)	164
3. Dave Hoppen (1984)	158
4. Bob Gratopp (1969).....	141
5. Tom Russell (1962)	140
6. Tony Farmer (1991)	137
7. Herschell Turner (1959)	136
Stuart Lantz (1968)	136
9. Eric Piatkowski (1994)	131
10. Marvin Stewart (1971).....	126
Andre Smith (1980)	126

FREE THROWS ATTEMPTED

1. Bill Johnson (1954)	212
------------------------------	-----

2. Jack Moore (1980)	211
3. Dave Hoppen (1985)	210
4. Dave Hoppen (1984)	208
5. Tony Farmer (1991)	197
6. Andre Smith (1980)	189
7. Herschell Turner (1959)	183
8. Tom Russell (1962)	182
Stuart Lantz (1968)	182
10. Chuck Jura (1972)	181

FREE THROW PERCENTAGE

(MINIMUM 2 ATT. PER TEAM GAME)

	<u>FT-FTA</u>	<u>Pct.</u>
1. Jack Moore (1982)	123-131	.939
2. Jack Moore (1981)	118-128	.922
3. Jack Moore (1980)	184-211	.872
4. David Ponce (1984)	67-77	.870
5. Kent Reckewey (1973)	35-41	.854
6. Tom Baack (1966)	92-108	.852
7. Brian Carr (1986)	79-93	.849
8. Jeff Rekeweg (1988)	74-88	.841
Jamar Johnson (1992)	53-63	.841
10. Clifford Scales (1990)	84-100	.840

REBOUNDS

1. Chuck Jura (1972)	305
2. Leroy Chalk (1971)	290
3. Rich King (1991)	274
4. Dave Hoppen (1985)	258
5. Leroy Chalk (1969)	257
6. Derrick Chandler (1993)	252
7. Andre Smith (1980)	251
Tony Farmer (1991)	251
9. Herschell Turner (1959)	244
10. Chuck Jura (1971)	243

REBOUND AVERAGE

(MINIMUM 175 REBOUNDS)

	<u>G</u>	<u>REB</u>	<u>Avg.</u>
1. Chuck Jura (1972)	26	305	11.7
2. Rex Ekwall (1955)	21	241	11.5
3. Bill Johnson (1954)	21	236	11.2
4. Leroy Chalk (1971)	26	290	11.1
5. Rex Ekwall (1956)	21	224	10.7
6. Leroy Chalk (1969)	26	257	9.9
7. Leroy Chalk (1970)	24	235	9.8
Herschell Turner (1959)	25	244	9.8
9. Tom Russell (1961)	24	232	9.7
10. Bill Johnson (1953)	20	188	9.4

ASSISTS

1. Brian Carr (1985)	237
2. Brian Carr (1986)	201
3. Brian Carr (1987)	166
4. Jack Moore (1980)	145
5. Eric Johnson (1989)	135
Beau Reid (1989)	135
7. Beau Reid (1991)	130
Jamar Johnson (1992)	130
9. David Ponce (1984)	124
10. Jamar Johnson (1994)	123

ASSISTS PER GAME

(MINIMUM 100 ASSISTS)

	<u>G</u>	<u>AST</u>	<u>APG</u>
1. Brian Carr (1985)	30	237	7.90
2. Brian Carr (1986)	30	201	6.70
3. Brian Carr (1987)	33	166	5.03
4. Jack Moore (1980)	31	145	4.68
5. Jamar Johnson (1992)	28	130	4.64
6. Jamar Johnson (1994)	28	123	4.39
7. Clifford Scales (1990)	28	110	4.23
8. Eric Johnson (1989)	32	135	4.22
Beau Reid (1989)	32	135	4.22
10. David Ponce (1984)	30	124	4.13

STEALS

1. Eric Johnson (1989)	68
2. Brian Carr (1987)	67
3. Clifford Scales (1991)	64
4. Eric Johnson (1988)	60
Erick Strickland (1994)	60
6. Carl Hayes (1991)	54
7. Jamar Johnson (1993)	52
8. Henry T. Buchanan (1988)	48
9. Erick Strickland (1993)	47
10. Greg Downing (1983)	46
Eric Piatkowski (1994)	46

BLOCKED SHOTS

1. Derrick Chandler (1992)	91
2. Rich King (1991)	68
3. Derrick Chandler (1993)	53
4. Rich King (1989)	50
5. Rich King (1990)	45
6. Carl McPipe (1979)	30
7. Carl Hayes (1991)	29
8. Terrance Badgett (1994)	26
9. Lenard Johnson (1982)	23
Bruce Chubick (1992)	23

MINUTES PLAYED

1. Dave Hoppen (1985)	1,155
2. Jack Moore (1980)	1,143
3. Andre Smith (1980)	1,141
4. Brian Carr (1985)	1,120
5. Brian Carr (1987)	1,065
6. Brian Carr (1986)	1,063
7. Dave Hoppen (1984)	1,058
8. Stan Cloudy (1983)	1,045
9. Stan Cloudy (1984)	1,021
10. Jack Moore (1982)	1,017

HUSKER CAREER LEADERS

POINTS

1. Dave Hoppen (1983-86)	2,167
2. Eric Piatkowski (1991-94)	1,934
3. Jerry Fort (1973-76)	1,882
4. Andre Smith (1978-81)	1,717
5. Rich King (1988-91)	1,475
6. Carl McPipe (1976-79)	1,300
7. Tom Baack (1966-68)	1,299
8. Stuart Lantz (1966-68)	1,269
9. Chuck Jura (1970-72)	1,255
10. Jack Moore (1979-82)	1,204
11. Brian Carr (1984-87)	1,182
12. Brian Banks (1976-79)	1,150
13. Marvin Stewart (1969-71)	1,138
14. Clifford Scales (1988-91)	1,136
Carl Hayes (1990-92)	1,136
16. Herschell Turner (1958-60)	1,056

SCORING AVERAGE

(MINIMUM 675 POINTS)

	G	PTS	AVG
1. Dave Hoppen (1983-86)	111	2,167	19.5
2. Jerry Fort (1973-76)	105	1,882	17.9
3. Tom Baack (1966-68)	75	1,299	17.3
4. Marvin Stewart (1969-71)	75	1,138	17.2
5. Stuart Lantz (1969-71)	75	1,269	16.9
6. Chuck Jura (1970-72)	77	1,255	16.3
7. Eric Piatkowski (1991-94)	123	1,934	15.7
8. Andre Smith (1978-81)	114	1,717	15.1
9. Herschell Turner (1958-60)	72	1,056	14.7
10. Tom Russell (1961-62)	49	712	14.5

FIELD GOALS MADE

1. Dave Hoppen (1983-86)	804
2. Jerry Fort (1973-76)	777
3. Eric Piatkowski (1991-94)	676
4. Andre Smith (1978-81)	673
5. Rich King (1988-91)	564
6. Carl McPipe (1976-79)	546
7. Tom Baack (1966-68)	526
8. Chuck Jura (1970-72)	500
9. Stuart Lantz (1966-68)	488
10. Brian Banks (1976-79)	471

FIELD GOALS ATTEMPTED

1. Jerry Fort (1973-76)	1,793
2. Eric Piatkowski (1991-94)	1,436
3. Dave Hoppen (1983-86)	1,341
4. Andre Smith (1978-81)	1,148
5. Tom Baack (1966-68)	1,138
6. Carl McPipe (1976-79)	1,126
7. Claude Retherford (1947-49)	1,090
8. Stuart Lantz (1966-68)	1,007
9. Rich King (1988-91)	1,000
10. Brian Banks (1976-79)	986

FIELD GOAL PERCENTAGE

(MINIMUM 400 ATTEMPTS)

	FG-FGA	Pct.
1. Larry Cox (1974-76)	70-432	.625

2. Dave Hoppen (1983-86)	804-1,341	.600
3. Andre Smith (1978-81)	673-1,148	.586
4. Rich King (1988-91)	564-1,000	.564
5. Bruce Chubick (1991-94)	303-540	.561
6. Chuck Jura (1970-72)	500-910	.549
Bernard Day (1985-86)	309-567	.545
8. Pete Manning (1988-89)	242-446	.543
9. R. van Poelgeest (1987-90)	250-472	.530
10. Leroy Chalk (1969-71)	291-555	.524

3-POINT FIELD GOALS MADE

1. Eric Piatkowski (1991-94)	202
2. Ray Richardson (1989-90)	105
3. Chris Cresswell (1990-92)	103
4. Jamar Johnson (1992-94)	95
5. Beau Reid (1988-91)	86
6. Erick Strickland (1993-present)	73
7. Henry T. Buchanan (1987-88)	67
8. Brian Carr (1984-87)	58
9. Jaron Boone (1993-present)	52
10. Clifford Scales (1988-91)	45

3-POINT FIELD GOALS ATTEMPTED

1. Eric Piatkowski (1991-94)	564
2. Ray Richardson (1989-90)	278
3. Jamar Johnson (1992-94)	264
4. Chris Cresswell (1990-92)	261
5. Beau Reid (1988-91)	242
6. Erick Strickland (1993-present)	205
7. Henry T. Buchanan (1987-88)	165
8. Brian Carr (1984-87)	157
9. Jaron Boone (1993-present)	152
10. Carl Hayes (1990-92)	112

3-POINT FIELD GOAL PERCENTAGE

(MINIMUM 90 ATTEMPTED)

	3FG	3PA	Pct.
1. Clifford Scales (1988-91)	45	110	.409
2. Henry T. Buchanan (1987-88)	67	165	.406
3. Chris Cresswell (1990-92)	103	261	.395
4. Ray Richardson (1989-90)	105	278	.378
5. Brian Carr (1984-87)	58	157	.369
6. Jamar Johnson (1992-94)	95	264	.360
7. Eric Piatkowski (1991-94)	202	564	.358
8. Erick Strickland (1993-present)	73	205	.356
9. Beau Reid (1988-91)	86	242	.355
10. Eric Johnson (1988-89)	37	108	.343

FREE THROWS MADE

1. Dave Hoppen (1983-86)	559
2. Jack Moore (1979-82)	446
3. Eric Piatkowski (1991-94)	380
4. Andre Smith (1978-81)	371
5. Rich King (1988-91)	345
6. Jerry Fort (1973-76)	328
7. Bob Gratopp (1968-70)	316
8. Herschell Turner (1958-60)	314
9. Stuart Lantz (1966-68)	293
10. Rex Ekwall (1955-57)	288

FREE THROW ATTEMPTS

1. Dave Hoppen (1983-86)	724
2. Andre Smith (1978-81)	562
3. Rich King (1988-91)	510
4. Jack Moore (1979-82)	495
5. Eric Piatkowski (1991-94)	489
6. Jerry Fort (1973-76)	486
7. Bill Johnson (1952-54)	484
8. Herschell Turner (1958-60)	474
9. Chuck Jura (1970-72)	427
10. Bob Gratopp (1968-70)	400
Bruce Chubick (1991-94)	400

FREE THROW PERCENTAGE

(MINIMUM 200 ATTEMPTS)

	<u>FT-FTA</u>	<u>Pct.</u>
1. Jack Moore (1979-82)	446-495	.901
2. Tom Baack (1966-68)	247-297	.832
3. Brian Carr (1984-87)	230-287	.801
4. Bob Gratopp (1968-70)	316-400	.790
Jamar Johnson (1992-94)	166-210	.790
6. Eric Piatkowski (1991-94)	380-489	.777
7. Dave Hoppen (1983-86)	559-724	.772
8. Clifford Scales (1988-91)	209-272	.768
9. Tom Scantlebury (1968-70)	227-303	.749
10. Tom Russell (1961-62)	246-329	.748

REBOUNDS

(SINCE 1952)

1. Leroy Chalk (1969-71)	782
2. Dave Hoppen (1983-86)	773
3. Rich King (1988-91)	761
4. Andre Smith (1978-81)	753
5. Chuck Jura (1970-72)	740
6. Carl McPipe (1976-79)	723
7. Rex Ekwall (1955-57)	679
8. Eric Piatkowski (1991-94)	664
9. Bob Siegel (1974-77)	632
10. Herschell Turner (1958-60)	626

REBOUND AVERAGE

(MINIMUM 400 REBOUNDS)

	<u>G</u>	<u>REB</u>	<u>AVG</u>
1. Rex Ekwall (1955-57)	65	679	10.4
2. Leroy Chalk (1969-71)	76	782	10.3
3. Chuck Jura (1970-72)	77	740	9.6
4. Bill Johnson (1952-54)	65	569	9.5
5. Tom Russell (1961-62)	49	432	8.8
6. Herschell Turner (1958-60)	72	626	8.7
7. Derrick Chandler (1992-93)	60	490	8.2
8. Stuart Lantz (1966-68)	75	571	7.6
9. Albert Maxey (1959-60)	49	351	7.2
Don Smidt (1956-58)	68	488	7.2

ASSISTS

(SINCE 1974)

1. Brian Carr (1984-87)	682
2. Jack Moore (1979-82)	382
3. Jamar Johnson (1992-94)	355
4. Clifford Scales (1988-91)	354
5. Beau Reid (1988-91)	344
6. Eric Piatkowski (1991-94)	322
7. Brian Banks (1976-79)	298
8. Eric Johnson (1988-89)	247

9. Rich King (1988-91)	223
10. Mike Naderer (1978-81)	232

STEALS

(SINCE 1978)

1. Clifford Scales (1988-91)	177
2. Brian Carr (1984-87)	159
3. Jack Moore (1979-82)	128
Eric Johnson (1988-89)	128
5. Jamar Johnson (1992-94)	126
6. Carl Hayes (1990-92)	125
7. Eric Piatkowski (1991-94)	122
8. Greg Downing (1980-83)	118
9. Erick Strickland (1993-94)	107
10. Andre Smith (1978-81)	92

BLOCKED SHOTS

(SINCE 1978)

1. Rich King (1988-91)	183
2. Derrick Chandler (1992-1993)	144
3. Carl Hayes (1990-92)	70
4. Eric Piatkowski (1991-94)	64
Bruce Chubick (1991-94)	64
6. Andre Smith (1978-81)	61
7. Dave Hoppen (1983-86)	55
8. Greg Downing (1980-83)	54
9. Carl McPipe (1978-79)	47
10. Derrick Vick (1987-88)	40

GAMES PLAYED

1. Rich King (1988-91)	124
2. Clifford Scales (1988-91)	123
Brian Carr (1984-87)	123
Eric Piatkowski (1991-94)	123
5. Greg Downing (1980-83)	117
Dapreis Owens (1989-92)	117
7. Andre Smith (1978-81)	114
8. Mike Naderer (1978-81)	113
9. Dave Hoppen (1983-86)	111
10. Brian Banks (1976-79)	110

GAMES STARTED

1. Dave Hoppen (1983-86)	111
2. Jerry Fort (1973-76)	97
3. Brian Carr (1984-87)	93
4. Clifford Scales (1988-91)	92
5. Eric Piatkowski (1991-94)	89
6. Mike Naderer (1978-81)	87
7. Andre Smith (1978-81)	86
8. Carl McPipe (1976-79)	85
9. Jack Moore (1979-82)	84
10. Brian Banks (1976-79)	83

MINUTES PLAYED

1. Brian Carr (1984-87)	3,739
2. Dave Hoppen (1983-86)	3,711
3. Eric Piatkowski (1991-94)	3,418
4. Jack Moore (1979-82)	3,372
5. Clifford Scales (1988-91)	3,316
6. Rich King (1988-91)	2,928
7. Andre Smith (1979-81)	2,901
8. Greg Downing (1980-83)	2,753
9. Beau Reid (1988-91)	2,495
10. Jamar Johnson (1992-94)	2,484

NEBRASKA TEAM SEASON BESTS

VICTORIES

1. 1991	26
2. 1920	22
1978	22
1983	22
5. 1987	21
6. 1966	20
1993	20
1994	20
9. 1976	19
1986	19
1992	19

WINNING PERCENTAGE

1. 1912	.933 (22-2)
2. 1916	.929 (13-1)
3. 1920	.917 (22-2)
4. 1913	.895 (17-2)
5. 1906	.857 (12-2)
6. 1914	.833 (15-3)
1921	.833 (15-3)
8. 1966	.800 (20-5)
9. 1991	.765 (26-8)
10. 1978	.733 (22-8)

LOSSES

1. 1963	19
2. 1964	18
1988	18
1990	18
5. 1932	17
1945	17
1952	17
1960	17
1973	17
10. 1956	16
1962	16
1989	16

POINTS SCORED

1. 1991	2,977
2. 1994	2,620
3. 1989	2,535
4. 1993	2,497
5. 1987	2,472
6. 1992	2,334
7. 1990	2,259
8. 1988	2,208
9. 1983	2,188
10. 1985	2,155

SCORING AVERAGE

1. 1991	87.6
2. 1994	87.3
3. 1990	80.7
4. 1992	80.5
1993	80.5
6. 1967	78.9
7. 1968	78.2
8. 1966	77.2

9. 1989	76.8
10. 1987	74.9

FIELD GOALS MADE

1. 1991	1,081
2. 1994	956
3. 1989	936
4. 1993	908
5. 1987	904
6. 1985	873
7. 1983	855
8. 1992	842
9. 1986	835
10. 1988	832

FIELD GOALS ATTEMPTED

1. 1991	2,185
2. 1989	1,991
3. 1994	1,978
4. 1993	1,975
5. 1987	1,933
6. 1992	1,826
7. 1990	1,759
8. 1967	1,749
9. 1988	1,737
10. 1974	1,730

FIELD GOAL PERCENTAGE

1. 1984	.514
2. 1983	.513
3. 1985	.512
4. 1986	.511
5. 1980	.508
6. 1971	.505
7. 1991	.495
8. 1981	.490
9. 1978	.489
10. 1972	.486

3-POINT FIELD GOALS MADE

1. 1994	194
2. 1992	183
3. 1993	158
4. 1991	125
5. 1989	122
6. 1987	120
7. 1990	106
8. 1988	88

3-POINT FIELD GOALS ATTEMPTED

1. 1994	564
2. 1992	489
3. 1993	468
4. 1991	358
5. 1989	335
6. 1987	325
7. 1990	306
8. 1988	246

3-POINT FIELD GOAL PERCENTAGE

1. 1992	.374
2. 1987	.369
3. 1989	.364
4. 1988	.358
5. 1990	.351
6. 1991	.349
7. 1994	.344
8. 1993	.338

FREE THROWS MADE

1. 1991	690
2. 1987	544
3. 1989	541
4. 1969	527
5. 1993	523
6. 1994	514
7. 1953	510
8. 1980	507
9. 1969	504
10. 1990	495

FREE THROWS ATTEMPTED

1. 1991	981
2. 1989	808
3. 1953	795
4. 1987	778
5. 1954	772
6. 1993	765
7. 1992	739
1969	739
9. 1965	724
10. 1956	715

FREE THROW PERCENTAGE

1. 1968	.756
2. 1981	.750
3. 1980	.749
4. 1994	.745
5. 1986	.743
6. 1982	.741
7. 1967	.727
8. 1976	.724
9. 1985	.720
10. 1988	.718

REBOUNDS

1. 1991	1,454
3. 1994	1,320
3. 1992	1,305
4. 1989	1,292
5. 1993	1,283
6. 1960	1,170
7. 1961	1,162
8. 1962	1,128
9. 1959	1,122
10. 1974	1,121

REBOUND AVERAGE

1. 1960	48.8
1961	48.8
3. 1962	45.1
4. 1992	45.0

5. 1959	44.9
6. 1963	44.0
7. 1974	43.4
8. 1991	42.8
9. 1964	42.5
10. 1966	42.4

ASSISTS

(SINCE 1974)

1. 1991	696
2. 1985	615
3. 1989	592
4. 1994	581
5. 1986	558
6. 1983	555
7. 1993	540
1992	540
9. 1990	531
10. 1988	498
1984	498

FEWEST TURNOVERS

(SINCE 1977)

1. 1982	302
2. 1981	318
3. 1985	339
4. 1986	341
5. 1979	364

MOST TURNOVERS

(SINCE 1977)

1. 1991	610
2. 1989	580
3. 1988	575
4. 1992	540
1993	540

BLOCKED SHOTS

(SINCE 1978)

1. 1992	169
2. 1991	165
3. 1993	131
4. 1994	117
5. 1990	100
6. 1989	97
7. 1988	75
8. 1981	71
9. 1979	70
10. 1983	65

STEALS

(SINCE 1978)

1. 1991	315
2. 1988	274
3. 1994	267
4. 1993	262
5. 1987	257
6. 1983	244
7. 1989	239
8. 1980	187
9. 1981	179
10. 1985	178

CORNHUSKER SEASON DEFENSIVE RECORDS

FEWEST POINTS ALLOWED

1. 1950	1,233
2. 1949	1,322
3. 1951	1,345
4. 1948	1,356
5. 1953	1,432
6. 1958	1,478
7. 1959	1,504
8. 1955	1,508
9. 1960	1,516
10. 1957	1,519

FEWEST POINTS ALLOWED PER GAME

1. 1949	50.8
2. 1950	53.6
3. 1982	55.3
4. 1948	56.5
5. 1951	58.5
6. 1959	60.2
7. 1983	60.9
8. 1977	61.1
9. 1984	61.6
10. 1981	62.0

FEWEST POINTS ALLOWED, GAME

- 32 vs. South Dakota, Dec. 3, 1949 (NU 61).
- 34 vs. Kansas, Jan. 8, 1949 (52).
- 38 vs. South Dakota, Dec. 16, 1947 (65).
38 vs. Santa Clara, Dec. 12, 1950 (53).
38 vs. Kansas, Feb. 11, 1961 (33).
- 39 at San Jose State, Dec. 29, 1947 (38).
39 vs. Northwest Missouri State, Dec. 1, 1948 (59).
39 at Kansas, Feb. 11, 1961 (33).
39 vs. Northwest Missouri State, Dec. 8, 1949 (58).
39 vs. Northwest Missouri State, Dec. 4, 1950 (61).
39 vs. Air Force, Dec. 8, 1962 (43).

MOST POINTS ALLOWED

1. 1991	2,977
2. 1988	2,578
3. 1987	2,454
4. 1994	2,419
5. 1990	2,410

MOST POINTS ALLOWED PER GAME

1. 1990	86.1
2. 1994	80.6
3. 1991	78.2
4. 1989	78.1
5. 1967	77.6

100-POINT GAMES AGAINST NU

- 133 at Oklahoma, Feb. 21, 1987 (NU 97)
- 119 by Marshall, March 13, 1967 (88, NIT)
- 115 at Oklahoma, Feb. 14, 1994 (111, OT)
- 114 at Kansas State, Jan. 10, 1987 (82)
114 at Iowa State, Jan. 28, 1988 (76)
- 113 at Oklahoma, March 5, 1988 (93)
113 by Oklahoma, March 8, 1991 (117, B8T, OT)
- 112 at Houston, Dec. 12, 1969 (82)

- *111 by Missouri, Jan. 13, 1990 (95)
- 110 at Kansas, Feb. 26, 1966 (73)
- 109 at California-Irvine, Nov. 28, 1986 (101)
109 by Southwestern Louisiana, Dec. 29, 1992 (80)
- 108 at Kansas State, March 10, 1953 (80)
- 107 at Missouri, Feb. 10, 1990 (85)
107 by Oklahoma, March 13, 1992 (85, B8T)
106 at Oklahoma, March 7, 1992 (97)
- 105 at Oklahoma, Jan. 31, 1990 (64)
- 103 at Ohio State, Dec. 14, 1988 (76)
103 at Oklahoma, March 4, 1989 (76)
103 vs. Oklahoma State, Feb. 14, 1990 (84)
103 at Kansas, Jan. 25, 1992 (78)
- 102 at Kansas, Feb. 8, 1958 (46)
102 at Wyoming, Dec. 7, 1966 (98)
102 at Oklahoma, Jan. 14, 1993 (89)
- 101 at Iowa State, Feb. 24, 1990 (85)
101 at Southern Utah, Nov. 30, 1992 (106)
101 at Michigan State, Dec. 4, 1991 (78)
- 100 by Kansas State, Dec. 26, 1963 (78)
100 at Kansas, Feb. 17, 1970 (87)
100 vs. Pepperdine, Dec. 2, 1989 (104)

Note: Nebraska is 3-27 when allowing 100 or more points (wins indicated in bold). *Most points scored against NU in Lincoln.

100-POINT HUSKER OUTINGS

- 117 vs. Oklahoma (113), March 8, 1991 (B8T, OT)
117 vs. Harvard (79), Dec. 1, 1989
- 116 vs. Texas-Arlington (95), Dec. 21, 1992
116 vs. Nevada-Reno (71), Dec. 14, 1970
- 113 vs. Tennessee Tech (92), Dec. 14, 1990
113 vs. Augustana, S.D. (69), Nov. 26, 1983
- *111 at Oklahoma (115), Feb. 14, 1994 (OT)
111 vs. Portland (85), Dec. 4, 1993
111 at Oklahoma (99), Jan. 26, 1991
111 vs. Fullerton State (74), Dec. 4, 1967
- 110 vs. Oklahoma (90), Jan. 27, 1968
- 108 vs. Colgate (76), Dec. 4, 1992
- 107 vs. St. Louis (79), Nov. 23, 1990
- 106 vs. Colorado (67), Jan. 8, 1994
106 at Southern Utah (101), Nov. 30, 1991
- 105 vs. Oklahoma (88), March 11, 1994 (B8T)
105 vs. Oklahoma (93), Feb. 16, 1991
105 vs. Toledo (68), Dec. 8, 1990
105 vs. Northwest Missouri State (64), Jan. 5, 1987
105 vs. Eastern Washington (71), Jan. 14, 1984
- 104 vs. Pepperdine (100), Dec. 2, 1989
104 vs. Montana State (60), Dec. 23, 1978
- 102 vs. Iowa State (86), Feb. 12, 1994
102 vs. Eastern Washington (67), Dec. 21, 1991
- 101 at Wisconsin (88), Dec. 1, 1965
101 vs. South Dakota (69), Dec. 1, 1984
101 at California-Irvine (109), Nov. 28, 1986
- 100 vs. Washington State (75), Dec. 12, 1966
100 vs. South Dakota State (83), Nov. 30, 1979
100 vs. Illinois (73), Nov. 24, 1990
100 vs. Creighton (83), Dec. 10, 1992
100 vs. Southern Utah (85), Jan. 5, 1993

Note: Nebraska is 30-2 when it has scored 100 or more points
*Most points scored in loss

FEWEST POINTS SCORED BY NU, GAME

1. 28 at Kansas State (53), March 1, 1949
2. 33 vs. Kansas (38), Feb. 11, 1961
3. 34 vs. Kansas State (48), Dec. 27, 1948
4. 35 vs. Oklahoma State (52), March 16, 1949
5. 36 at Kansas (49), Feb. 11, 1950
36 at Kansas State (71), Jan. 12, 1952
7. 38 at San Jose State (39), Dec. 29, 1947
8. 39 at Oklahoma (66), Feb. 10, 1958
39 at Oklahoma State (54), Feb. 7, 1959
39 vs. Kansas (45), Feb. 23, 1963
39 vs. Kansas State (41), March 7, 1984

MOST POINTS SCORED BY BOTH TEAMS

1. 230 at Oklahoma 133, Nebraska 97, Feb. 21, 1987;
230 Nebraska 117, Oklahoma 113, March 8, 1991 (B&T, OT)
3. 226 at Oklahoma 115, Nebraska 111, Feb. 14, 1994 (OT)
4. 211 at Nebraska 116, Texas-Arlington 95, Dec. 21, 1992
5. 210 Nebraska 111, at Oklahoma 99, Jan. 26, 1991
210 at California-Irvine 109, Nebraska 101, Nov. 28, 1986
7. 207 Marshall 119, Nebraska 88, March 13, 1967 (NIT)
207 Nebraska 106, at Southern Utah 101, Nov. 30, 1991
9. 206 at Oklahoma 113, Nebraska 93, March 5, 1988
206 Missouri 111, Nebraska 95, Jan. 13, 1990

FEWEST POINTS SCORED BY BOTH TEAMS

1. 71 Kansas 38, at Nebraska 33, Feb. 11, 1961
2. 77 at San Jose State 39, Nebraska 38, Dec. 29, 1947
3. 80 Kansas State 41, at Nebraska 39, March 7, 1984 (B&T)
4. 81 at Kansas State 53, Nebraska 28, March 1, 1949
5. 82 Kansas State 48, Nebraska 34, Dec. 27, 1948 (KC, B7HT)
82 at Nebraska 43, Air Force 39, Dec. 8, 1962
7. 84 at Nebraska 43, Kansas 41, Feb. 22, 1958
84 Kansas 45, at Nebraska 39, Feb. 23, 1963
9. 85 Nebraska 44, at Iowa State 41, Feb. 19, 1949
85 at Kansas 49, Nebraska 36, Feb. 11, 1950



Jerry Fort was the first player in school history to earn three-straight first-team All-Big Eight awards.

NU'S LARGEST VICTORY MARGINS

Score	Margin	H/A	Opponent	Season
1. 82-8	(74)	A	Crete	1906-07
2. 57-3	(54)	A	Nebraska Wesleyan	1898-99
	(54)	H	Doane	1899-1900
4. 62-10	(52)	H	Morningside	1911-12
	(52)	H	Southwest Missouri St.	1982-83
6. 93-43	(50)	H	Missouri Western State	1982-83
7. 63-14	(49)	H	Nebraska Wesleyan	1901-02
	(49)	H	Sam Houston State	1991-92
9. 52-7	(45)	H	Doane	1898-99
	(45)	H	Brown College "B"	1905-06
	(45)	H	Cotner	1913-14
	(45)	H	Nevada-Reno	1970-71
13. 104-60	(44)	H	Montana State	1977-78
	(44)	H	Augustana (S.D.)	1983-84
15. 99-56	(43)	H	Northeast Missouri State	1985-86

Note: NU's largest margin of victory over a conference opponent was 40 vs. Kansas, March 2, 1901 (48-8).

NU'S LARGEST VICTORY MARGINS AT DEVANEY

Score	Margin	Opponent	Season
1. 98-46	(52)	Southwest Missouri State	1982-83
2. 93-43	(50)	Missouri Western State	1982-83
3. 91-42	(49)	Sam Houston State	1991-92
4. 104-60	(44)	Montana State	1977-78
	(44)	Augustana (S.D.)	1983-84
6. 99-56	(43)	Northeast Missouri State	1985-86
7. 105-64	(41)	Northwest Missouri State	1986-87
8. 86-46	(40)	Creighton	1981-82
	(40)	The Citadel	1992-93
	(39)	Colorado	1993-94
11. 97-59	(38)	Colorado	1988-89
	(38)	Harvard	1989-90
13. 94-57	(37)	Mesa	1982-83
	(37)	Toledo	1990-91
15. 94-48	(36)	Denver	1982-83
16. 91-56	(35)	Cal-Sacramento	1977-78
	(35)	Sonoma State	1980-81
	(35)	Southern Illinois	1985-86
	(35)	Chicago State	1989-90
	(35)	Eastern Washington	1991-92

NU' BIGGEST LOSS MARGINS

Score	Margin	Opponent	Season
1. 46-102	56	at Kansas	1957-58
2. 29-73	44	at Haskell Institute	1901-02
3. 9-52	43	at Minnesota	1901-02
4. 27-69	42	at Illinois	1942-42
	42	at Kansas	1945-46
	42	Colorado (at K.C.)	1954-55
7. 64-105	41	at Oklahoma	1989-90
8. 15-55	40	at DePaul	1943-44
9. 4-43	39	at Wisconsin	1907-08
	39	at Missouri	1921-22
	39	at Oklahoma State	1964-65

HUSKERS' ANNUAL STATISTICAL LEADERS, 1947-94

POINTS SCORED

Year	Leader	G	Pts.	PPG
1994	Eric Piatkowski	30	646	21.5
1993	Eric Piatkowski	30	502	16.7
1992	Eric Piatkowski	29	414	14.3
1991	Rich King	34	526	15.5
1990	Rich King	28	450	16.1
1989	Beau Reid	32	382	11.9
1988	Derrick Vick	31	348	11.2
1987	Bernard Day	33	410	12.4
1986	Dave Hoppen	19	420	22.1
1985	Dave Hoppen	30	704	23.5
1984	Dave Hoppen	30	598	19.9
1983	Dave Hoppen	32	445	13.9
1982	Jack Moore	27	343	12.7
1981	Andre Smith	26	475	18.3
1980	Andre Smith	31	600	19.4
1979	Andre Smith	27	364	13.5
1978	Carl McPipe	29	445	15.3
1977	Carl McPipe	29	440	15.2
1976	Jerry Fort	27	513	19.0
1975	Jerry Fort	26	525	20.2
1974	Jerry Fort	26	468	18.0
1973	Jerry Fort	26	376	14.5
1972	Chuck Jura	26	551	21.2
1971	Marvin Stewart	26	556	21.4
1970	Tom Scantlebury	25	361	14.4
1969	Marvin Stewart	26	381	14.6
1968	Stuart Lantz	25	482	19.3
1967	Stuart Lantz	25	481	19.2
1966	Tom Baack	25	386	15.4
1965	Fred Hare	25	380	15.2
1964	Charlie Jones	25	322	12.9
1963	Daryl Petsch	25	369	14.8
1962	Tom Russell	25	412	16.5
1961	Tom Russell	24	300	12.5
1960	Herschell Turner	24	382	15.9
1959	Herschell Turner	25	428	17.1
1958	Wilson Fitzpatrick	23	264	11.5
	Gary Reimers	23	264	11.5
1957	Rex Ekwall	23	307	13.3
1956	Rex Ekwall	21	312	14.9
1955	Willard Fagler	21	285	13.6
1954	Bill Johnson	21	382	18.2
1953	Bill Johnson	20	277	13.9
1952	Jim Buchanan	24	400	16.7
1951	Bob Pierce	23	384	16.7
1950	Bus Whitehead	23	360	15.7
1949	Claude Retherford	26	311	12.0
1948	Claude Retherford	24	259	10.8

FIELD GOAL PERCENTAGE


Year	Leader*	G	FG-FGA	Pct.
1994	Bruce Chubick	31	121-215	.563
1993	Bruce Chubick	31	90-173	.520
1992	Dapreis Owens	29	116-213	.545
1991	Rich King	34	202-352	.574
1990	Rich King	28	170-305	.557
1989	Richard van Poelgeest	29	103-177	.582
1988	Pete Manning	31	111-188	.590
1987	Derrick Vick	32	131-240	.546
1986	Bernard Day	30	158-280	.564

1985	Dave Hoppen	30	270-418	.646
1984	Dave Hoppen	30	220-367	.599
1983	Greg Downing	31	101-174	.580
1982	Ray Collins	28	111-221	.502
1981	Andre Smith	26	185-314	.589
1980	Andre Smith	31	237-388	.611
1979	Andre Smith	27	146-256	.570
1978	Andre Smith	27	105-190	.553
1977	Carl McPipe	29	183-376	.487
1976	Larry Cox	27	133-198	.672
1975	Larry Cox	26	72-151	.589
1974	Tom Novak	22	62-140	.443
1973	Brendy Lee	26	88-192	.458
1972	Chuck Jura	26	111-181	.613
1971	Chuck Jura	26	181-306	.592
1970	Sam Martin	22	58-116	.500
1969	Leroy Chalk	26	98-182	.538
1968	Stuart Lantz	25	173-349	.496
1967	Stuart Lantz	25	190-368	.516
1966	Grant Simmons	25	131-267	.491
1965	Willie Campbell	18	47-111	.423
1964	Charlie Jones	25	143-320	.447
1963	Ivan Grupe	25	100-210	.476
1962	Tom Russell	25	136-243	.560
1961	Tom Russell	24	97-201	.483
1960	Herschell Turner	24	143-326	.439
1959	Wayne Hester	25	68-147	.463
1958	Gary Reimers	23	84-203	.414
1957	Gary Reimers	23	106-229	.463
1956	Rex Ekwall	21	102-237	.430
1955	Rex Ekwall	21	88-194	.454
1954	Bill Johnson	21	130-301	.432
1953	Bill Johnson	20	80-199	.422
1952	Jim Buchanan	24	173-484	.357
1951	Bob Pierce	23	131-327	.401
1950	Jim Buchanan	23	58-159	.365
1949	Bus Whitehead	26	99-284	.349
1948	Rodney Cox	24	62-180	.344

*Minimum of 5 att. per game while playing in 75% of team's games

REBOUNDS

Year	Leader	G	Reb.	RPG
1994	Bruce Chubick	31	219	7.3
1993	Derrick Chandler	31	252	8.1
1992	Derrick Chandler	29	238	8.2
1991	Rich King	34	274	8.1
1990	Rich King	28	208	7.4
1989	Pete Manning	33	201	6.1
1988	Derrick Vick	31	162	5.2
1987	Bill Jackman	33	213	6.5
1986	Bernard Day	30	198	6.6
1985	Dave Hoppen	30	258	8.6
1984	Dave Hoppen	30	207	6.9
1983	Claude Renfro	32	175	5.5
1982	Jerry Shoecraft	28	122	4.4
1981	Andre Smith	26	172	6.6
1980	Andre Smith	31	251	8.1
1979	Carl McPipe	26	196	7.5
1978	Carl McPipe	29	228	7.9
1977	Carl McPipe	29	241	8.3
1976	Larry Cox	27	166	6.1
1975	Bob Siegel	26	227	8.7



Dave Hoppen was the first Nebraska player to have his jersey retired.

1974	Brendy Lee	26	197	7.6
1973	Brendy Lee	26	185	7.1
1972	Chuck Jura	26	305	11.7
1971	Leroy Chalk	26	290	11.2
1970	Leroy Chalk	24	235	9.4
1969	Leroy Chalk	26	257	9.9
1968	Stuart Lantz	25	179	7.2
1967	Stuart Lantz	25	193	7.7
1966	Stuart Lantz	25	199	8.0
1965	Fred Hare	25	185	7.4
1964	Charlie Jones	25	171	6.8
1963	Charlie Jones	25	204	8.2
1962	Tom Russell	25	200	8.0
1961	Tom Russell	24	232	9.7
1960	Herschell Turner	24	193	8.0
1959	Herschell Turner	25	244	9.8
1958	Herschell Turner	23	189	8.2
1957	Rex Ekwall	23	214	9.3
1956	Rex Ekwall	21	224	10.7
1955	Rex Ekwall	21	241	11.5
1954	Bill Johnson	21	236	11.2

1953	Bill Johnson	20	188	9.4
1952	Bill Johnson	19*	145	7.6

*Rebounding statistics missing for five games in 1952, and not available for seasons prior to 1952

FREE THROW PERCENTAGE

Year	Leader*	G	FT-FTA	Pct.
1994	Erick Strickland	30	77-95	.811
1993	Eric Piatkowski	30	98-129	.760
1992	Jamar Johnson	28	53-63	.841
1991	Eric Piatkowski	34	72-86	.837
1990	Clifford Scales	26	84-100	.840
1989	Eric Johnson	32	94-121	.777
1988	Jeff Rekeweg	31	74-88	.841
1987	Brian Carr	33	84-104	.808
1986	Brian Carr	30	79-93	.849
1985	Dave Hoppen	30	164-210	.781
1984	David Ponce	30	67-77	.870
1983	David Ponce	30	85-106	.802
1982	Jack Moore	27	123-131	.939
1981	Jack Moore	27	118-128	.922
1980	Jack Moore	31	184-211	.872
1979	Andre Smith	27	72-110	.655
1978	Brian Banks	30	73-103	.709
1977	Carl McPipe	29	74-108	.685
1976	Larry Cox	27	92-124	.742
1975	Larry Cox	26	78-104	.750
1974	Bob Siegel	26	42-56	.750
1973	Ricky Marsh	26	43-56	.768
1972	Kent Reckewey	19	35-41	.854
1971	Tony Riehl	26	44-58	.759
1970	Leroy Chalk	26	52-63	.825
1969	Tom Scantlebury	25	81-104	.779
1968	Bob Gratopp	26	141-178	.792
1967	Tom Baack	25	82-99	.828
1966	Tom Baack	25	73-90	.811
1965	Tom Baack	25	92-108	.852
1964	Grant Simmons	25	82-121	.678
1963	Coley Webb	24	56-88	.636
1962	Ivan Grupe	25	66-90	.733
1961	Tom Russell	25	140-182	.769
1960	Jim Kowalke	18	46-62	.742
1959	Jan Wall	24	46-62	.742
1958	Jan Wall	18	31-39	.795
1957	Herschell Turner	25	136-183	.743
1956	Gary Reimers	23	96-123	.780
1955	Rex Ekwall	23	95-127	.748
1954	Rex Ekwall	21	108-151	.715
1953	Gary Renzelman	21	53-68	.779
1952	Fred Seger	21	90-139	.647
1951	Gerald Sandbulte	18	35-47	.745
1950	Joe Good	22	52-75	.693
1949	Bob Pierce	23	122-158	.772
1948	Bob Gates	23	37-49	.755
1947	Bus Whitehead	26	75-108	.694
1946	Rodney Cox	24	38-57	.667

*Minimum of 2 att. per game while playing in 75% of team's games

3-POINT PERCENTAGE

Year	Leader*	G	3FG-Att.	Pct.
1994	Jaron Boone	30	35-95	.368
1993	Eric Piatkowski	30	48-129	.372
1992	Jamar Johnson	28	39-95	.411
1991	Clifford Scales	34	26-57	.456
1990	Chris Cresswell	26	37-97	.381

1989	Ray Richardson	32	57-145	.393
1988	Beau Reid	28	26-67	.388
1987	Henry T. Buchanan	33	28-62	.452

**Minimum of 1.5 att. per game while playing in 75% of team's games*

ASSISTS


Year	Leader	G	No.	Avg.
1994	Jamar Johnson	28	123	4.4
1993	Jamar Johnson	28	102	3.3
1992	Jamar Johnson	28	130	4.6
1991	Beau Reid	34	130	3.8
1990	Clifford Scales	26	110	4.2
1989	Eric Johnson/Beau Reid	32	135	4.2
1988	Eric Johnson	31	112	3.6
1987	Brian Carr	33	166	5.0
1986	Brian Carr	30	201	6.7
1985	Brian Carr	30	237	7.9
1984	David Ponce	30	124	4.1
1983	Stan Cloudy	28	106	3.3
1982	Jack Moore	27	109	4.0
1981	Jack Moore	27	108	4.0
1980	Jack Moore	31	145	4.7
1979	Bob Moore	27	81	3.0
1978	Brian Banks	30	96	3.2
1977	Allen Holder	29	119	4.1
1976	Jerry Fort	27	85	3.1
1975	Steve Erwin	26	85	3.3
1974	Ricky Marsh	26	77	3.0

BLOCKED SHOTS

Year	Leader	G	No.	Avg.
1994	Terrance Badgett	29	26	0.9
1993	Derrick Chandler	31	53	1.7
1992	Derrick Chandler	29	91	3.1
1991	Rich King	34	68	2.0
1990	Rich King	28	45	1.6
1989	Rich King	33	50	1.5
1988	Derrick Vick	31	21	0.7
1987	Derrick Vick	32	19	0.6
1986	Dave Hoppen	19	11	0.6
1985	Ronnie Smith	29	13	0.4
	Dave Hoppen	30	13	0.4
1984	Dave Hoppen	30	12	0.4
1983	Dave Hoppen	32	19	0.6
1982	Lenard Johnson	27	23	0.9
1981	Andre Smith	26	20	0.8
1980	Greg Downing	31	15	0.5
1979	Carl McPipe	26	30	1.2
1978	Terry Novak	30	18	0.6

STEALS

Year	Leader	G	No.	Avg.
1994	Erick Strickland	30	60	2.0
1993	Jamar Johnson	31	52	1.7
1992	Jamar Johnson	28	36	1.3
1991	Clifford Scales	34	64	1.9
1990	Clifford Scales	26	44	1.7
1989	Eric Johnson	32	68	2.1
1988	Eric Johnson	31	60	1.9
1987	Brian Carr	33	67	2.0
1986	Brian Carr	30	31	1.0
1985	Curtis Moore	30	45	1.5
1984	David Ponce	30	36	1.2
1983	Greg Downing	31	46	1.5
1982	Ray Collins	28	38	1.4



Jack Moore led NU in minutes played for three-straight seasons.

1981	Jack Moore	27	36	1.3
1980	Jack Moore	31	42	1.4
1979	Brian Banks	24	34	1.4
1978	Brian Banks	30	36	1.2

MINUTES PLAYED

Year	Leader	G	Min.	Avg.
1994	Eric Piatkowski	30	972	32.4
1993	Eric Piatkowski	30	892	29.7
1992	Eric Piatkowski	29	873	30.1
1991	Clifford Scales	34	982	28.9
1990	Clifford Scales	26	824	31.7
1989	Eric Johnson	32	996	31.1
1988	Eric Johnson	31	889	28.7
1987	Brian Carr	33	1,065	32.3
1986	Brian Carr	30	1,063	35.4
1985	Dave Hoppen	30	1,155	38.5
1984	Dave Hoppen	30	1,058	35.3
1983	Stan Cloudy	32	1,021	31.9
1982	Jack Moore	27	1,017	37.7
1981	Jack Moore	27	984	36.4
1980	Jack Moore	31	1,143	36.9
1979	Bob Moore	27	868	32.1

NEBRASKA YEAR-BY-YEAR STATISTICS

Season	Won-Lost	FG-FGA	Pct.	FT-FTA	Pct.	Reb.-Avg.	Pts.-Avg.
1948	11-13	494-1,717	.288	356-613	.581	*	1,344-56.0
1949	16-10	504-1,719	.293	351-595	.590	*	1,359-52.3
1950	16-7	490-1,506	.325	369-598	.617	*	1,349-58.7
1951	9-14	440-1,283	.343	329-447	.662	*	1,209-52.6
1952	7-17	569-1,661	.343	357-603	.592	888-37.0	1,495-62.3
1953	9-11	444-1,252	.355	510-795	.642	835-41.8	1,398-69.9
1954	8-13	503-1,336	.376	463-772	.600	747-35.6	1,469-70.0
1955	9-12	506-1,288	.393	474-681	.696	882-42.0	1,486-70.8
1956	7-16	490-1,421	.345	452-715	.632	770-33.5	1,432-62.3
1957	11-12	487-1,301	.374	446-667	.669	905-39.3	1,420-61.7
1958	10-13	470-1,255	.375	387-637	.608	892-38.8	1,327-57.7
1959	12-13	531-1,422	.373	402-619	.649	1,122-44.9	1,464-58.6
1960	7-17	561-1,559	.360	370-573	.646	1,170-48.8	1,492-62.7
1961	10-14	554-1,447	.383	437-651	.671	1,162-48.4	1,545-64.4
1962	9-16	575-1,470	.391	389-592	.657	1,128-45.1	1,539-61.6
1963	6-19	573-1,502	.381	341-554	.616	1,101-44.0	1,487-59.5
1964	8-17	645-1,676	.385	289-521	.555	1,063-42.5	1,579-63.2
1965	10-15	635-1,611	.394	436-724	.602	1,053-42.1	1,706-68.2
1966	20-5	739-1,708	.433	450-650	.692	1,061-42.4	1,928-77.2
1967	16-9	784-1,749	.448	424-583	.727	1,032-41.3	1,992-78.9
1968	15-10	725-1,612	.450	504-659	.765 (3)	835-33.4	1,954-78.2
1969	12-14	690-1,587	.435	527-739	.713	908-34.9	1,908-73.4
1970	16-9	696-1,527	.455	421-620	.679	899-36.0	1,813-72.5
1971	18-8	753-1,490	.505 (6)	402-574	.700	890-34.2	1,908-73.4
1972	14-12	734-1,509	.486	367-579	.634	1,022-39.3	1,835-70.6
1973	9-17	704-1,647	.427	244-380	.642	972-37.4	1,652-63.5
1974	14-12	725-1,730	.419	291-443	.657	1,121-43.1	1,741-67.0
1975	14-12	741-1,679	.441	317-485	.654	1,032-39.7	1,799-69.2
1976	19-8	715-1,637	.465	385-532	.724	890-33.0	1,815-67.2
1977	15-14	732-1,638	.447	350-541	.647	1,010-34.8	1,814-62.6
1978	22-8	829-1,696	.489	374-551	.679	963-32.1	2,032-67.7
1979	14-13	720-1,555	.463	289-438	.660	882-32.7	1,729-64.0
1980	18-13	812-1,600	.508	507-677	.749 (15)	809-26.1	2,131-68.7
1981	15-12	666-1,360	.490	380-507	.750 (11)	737-27.3	1,712-63.4
1982	16-12	679-1,441	.471	409-552	.741 (11)	777-27.8	1,767-63.1
1983	22-10	855-1,667	.513	478-696	.687	979-30.6	2,188-68.4
1984	18-12	786-1,529	.514	376-534	.704	846-28.2	1,948-64.9
1985	16-14	873-1,706	.512	409-568	.720	913-30.4	2,155-71.8
1986	19-11	835-1,635	.511	455-612	.743	902-30.1	2,125-70.8

Season	W-L	FG-FGA	Pct.	3FG-Att.	Pct.	FT-FTA	Pct.	Reb.-Avg.	Pts.-Avg.
1987	21-12	904-1,933	.468	120-325	.369	544-778	.699	1,119-33.9	2,472-74.9
1988	13-18	832-1,737	.479	88-246	.358	456-636	.718	1,016-32.8	2,208-71.2
1989	17-16	936-1,991	.470	122-335	.364	541-808	.670	1,292-39.2	2,535-76.8
1990	10-18	829-1,759	.471	106-302	.351	495-717	.690	1,069-38.2	2,259-80.7
1991	26-8	1,081-2,185	.495	125-358	.349	690-981	.703	1,454-42.8	2,977-87.6
1992	19-10	842-1,826	.461	183-489	.374	467-739	.632	1,305-45.0	2,334-80.5
1993	20-11	908-1,975	.460	158-468	.338	523-765	.684	1,283-41.4	2,497-80.5
1994	20-10	956-1,978	.483	194-564	.344	514-690	.745 (9)	1,201-40.0	2,620-87.3(11)

*Rebounding statistics unavailable prior to 1952 and for five games in 1952.

Note: National rank, if any, indicated in ().

OPPONENTS' YEAR-BY-YEAR STATISTICS

Season	Games	FG-FGA	Pct.	FT-FTA	Pct.	Reb.-Avg.	Pts.-Avg.
1948	24	503-*	*	350-588	.627	*	1,356-56.5
1949	26	487-*	*	348-600	.580	*	1,322-50.8
1950	23	437-*	*	359-586	.613	*	1,233-53.6
1951	23	531-1,462	.363	283-445	.636	*	1,345-58.5
1952	24	*	*	*	*	*	1,580-65.8
1953	20	487-1,409	.346	458-707	.648	790-39.5	1,432-71.6
1954	21	546-1,407	.388	461-721	.639	707-33.7	1,553-74.0
1955	21	497-1,451	.343	514-748	.687	940-44.8	1,508-71.8
1956	23	574-1,626	.353	491-712	.690	1,019-44.3	1,639-71.3
1957	23	513-1,475	.348	493-754	.654	1,010-43.9	1,519-66.0
1958	23	567-1,526	.372	344-539	.638	985-42.8	1,478-64.3
1959	25	565-1,538	.367	374-559	.669	1,135-45.4	1,504-60.2
1960	24	545-1,476	.369	426-655	.650	1,191-49.6	1,516-63.2
1961	24	595-1,621	.367	381-571	.667	1,161-48.4	1,571-65.5
1962	25	656-1,584	.414	364-518	.703	1,052-42.1	1,676-67.0
1963	25	622-1,457	.427	441-639	.690	1,062-42.5	1,685-67.4
1964	25	661-1,633	.405	478-698	.685	1,097-43.9	1,800-72.0
1965	25	676-1,631	.414	486-714	.681	946-37.8	1,838-73.5
1966	25	718-1,666	.431	367-575	.638	987-39.5	1,803-72.1
1967	25	730-1,635	.446	480-691	.695	992-39.7	1,940-77.6
1968	25	750-1,526	.491	370-550	.673	799-32.0	1,870-74.8
1969	26	736-1,639	.449	451-656	.688	886-34.1	1,923-74.0
1970	25	674-1,457	.462	456-675	.676	839-33.6	1,804-72.1
1971	26	689-1,483	.465	384-600	.640	906-34.8	1,762-67.7 (15)
1972	26	654-1,519	.431	451-657	.686	973-37.4	1,759-67.7
1973	26	767-1,706	.450	275-423	.650	1,194-45.9	1,809-69.2
1974	26	716-1,729	.414	301-448	.672	1,084-41.7	1,733-66.7
1975	26	716-1,598	.448	365-525	.695	1,121-43.1	1,797-69.1
1976	27	674-1,447	.468	347-518	.670	907-33.6	1,695-62.8 (8)
1977	29	694-1,572	.441	383-547	.700	1,049-36.2	1,771-61.1 (6)
1978	30	735-1,546	.475	418-608	.688	967-32.2	1,888-62.9 (8)
1979	27	646-1,333	.485	391-552	.708	931-34.5	1,683-62.3 (9)
1980	31	856-1,644	.521	389-519	.750	952-30.7	2,101-67.8
1981	27	631-1,265	.499	350-473	.739	753-29.0	1,612-62.0 (14)
1982	28	607-1,351	.449	335-474	.707	883-31.5	1,549-55.3 (10)
1983	32	766-1,606	.477	418-609	.686	963-30.1	1,950-60.9
1984	30	723-1,452	.498	403-565	.713	821-27.4	1,849-61.6
1985	30	834-1,652	.505	401-574	.699	935-31.2	2,069-69.0
1986	30	822-1,669	.493	356-537	.663	923-30.8	2,000-66.7

Season	Games	FG-FGA	Pct.	3FG-Att.	Pct.	FT-FTA	Pct.	Reb.-Avg.	Pts.-Avg.
1987	33	887-1,888	.470	143-338	.423	537-773	.695	1,201-36.4	2,454-74.4
1988	31	803-1,684	.477	120-317	.379	602-844	.713	1,018-32.8	2,328-75.1
1989	33	916-2,011	.455	160-420	.381	586-880	.666	1,204-36.5	2,578-78.1
1990	28	863-1,817	.475	168-417	.403	516-715	.722	1,065-38.0	2,410-86.1
1991	34	950-2,173	.437	209-605	.345	563-891	.632	1,230-36.2	2,672-78.6
1992	29	846-2,016	.429	178-544	.327	345-563	.613	1,118-38.6	2,215-76.4
1993	31	827-1,923	.430	154-508	.303	538-833	.646	1,175-37.9	2,346-75.7
1994	30	850-1,951	.436	196-599	.327	523-791	.661	1,165-38.8	2,419-80.6

Note: NU's national defensive rank, if any, indicated in ().

NEBRASKA SERIES RECORDS IN THE DEVANEY CENTER

Opponent	W-L	Pct.
Alabama-Birmingham	1-0	1.000
Angelo State	1-0	1.000
Appalachian State	1-0	1.000
Arizona State	1-0	1.000
Arkansas	2-1	.667
Arkansas State	1-0	1.000
Arkansas Tech	1-0	1.000
Augustana (S.D.)	1-0	1.000
Ball State	1-0	1.000
Baylor	1-0	1.000
Bowling Green	1-0	1.000
Brooklyn	2-0	1.000
California-Davis	1-0	1.000
California-Irvine	0-1	.000
Cal State-Bakersfield	1-0	1.000
Cal State-Sacramento	3-0	1.000
Canisius	1-0	1.000
Citadel	2-0	1.000
Chicago State	1-0	1.000
Colgate	1-0	1.000
Colorado	16-3	.842
Colorado State	2-0	1.000
Columbia	1-0	1.000
Creighton	9-0	1.000
Denver	1-0	1.000
Detroit	1-0	1.000
Drake	1-0	1.000
Eastern Illinois	2-0	1.000
Eastern Washington	3-0	1.000
Evansville	1-0	1.000
Florida A&M	1-0	1.000
Furman	1-0	1.000
Georgia	0-1	.000
Grambling State	0-1	.000
Harvard	1-0	1.000
Idaho	1-2	.333
Iona	1-0	1.000
Iowa	0-1	.000
Iowa State	14-5	.737
Kansas	14-4	.778
Kansas State	12-7	.632
Kent	1-0	1.000
Lehigh	1-0	1.000
Mankato State	1-0	1.000
Marquette	1-0	1.000
Maryland-Baltimore County	1-0	1.000
Mesa	1-0	1.000
Miami (Ohio)	1-0	1.000
Michigan State	1-1	.500
Minnesota*	1-1	.500
Mississippi	1-0	1.000
Missouri	8-10	.444
Missouri-Kansas City	4-0	1.000
Missouri-St. Louis	1-0	1.000
Missouri Southern	1-0	1.000
Missouri Western	1-0	1.000
Montana	1-0	1.000
Montana State	1-0	1.000
Nebraska-Omaha	1-0	1.000
Nevada-Reno	1-0	1.000
North Texas	1-0	1.000
Northeast Missouri State	2-0	1.000

Opponent	W-L	Pct.
Northern Illinois	2-0	1.000
Northern Iowa	2-0	1.000
Northwest Missouri State	4-0	1.000
Ohio	1-0	1.000
Ohio State	0-1	.000
Oklahoma	9-10	.474
Oklahoma State	16-4	.800
Oregon	1-0	1.000
Penn State	1-0	1.000
Pepperdine	1-0	1.000
Portland	1-0	1.000
Portland State	1-0	1.000
Purdue	0-1	.000
Sam Houston State	3-0	1.000
San Jose State	1-0	1.000
Sonoma State	1-0	1.000
South Dakota	2-0	1.000
South Dakota State	2-0	1.000
Southern California	1-0	1.000
Southern Colorado	1-0	1.000
Southern Illinois	1-0	1.000
Southern Utah	2-0	1.000
Southwest Missouri State	1-0	1.000
Tennessee Tech	1-0	1.000
Texas	0-1	.000
Texas A&M	2-0	1.000
Texas Arlington	1-0	1.000
Texas Christian	1-0	1.000
Texas-San Antonio	1-0	1.000
Texas Tech	1-1	.500
Toledo	1-0	1.000
Tulane	1-0	1.000
Utah State	1-0	1.000
Wagner	1-0	1.000
Washington	1-0	1.000
Washington State	0-1	.000
Western Illinois	1-0	1.000
Wichita State	1-0	1.000
Wisconsin	2-0	1.000
Wisconsin-Green Bay	1-0	1.000
Wisconsin-Oskosh	1-0	1.000
Wisconsin-Stevens Point	2-0	1.000
Wisconsin-Stout	1-0	1.000
Wyoming	4-1	.800
Non-Conference Totals	129-15	.896
Big Eight Totals	**89-43	.674
All-Time Record	218-58	.790

Bold indicates 1994-95 home opponents


*Minnesota later forfeited game to Nebraska

**Includes Big Eight Tournament games

BOB DEVANEY SPORTS CENTER RECORDS

NEBRASKA INDIVIDUAL

Points: 40, Rich King vs. Northern Illinois, Feb. 18, 1991
Field Goals: 15, Andre Smith vs. Wisconsin-Oshkosh, Jan. 4, 1980 (18 att.)
Field Goal Attempts: 24, Andre Smith vs. Alabama-Birmingham, Dec. 22, 1979 (13 made, 4OT); Stan Cloudy vs. Iowa State, Feb. 18, 1984 (9 made)
Field Goals, No Misses: 9, Dave Hoppen vs. Southern Illinois, Nov. 26, 1985
3-Point Goals: 7, Chris Cresswell vs. Texas A&M, Dec. 20, 1990 (10 att.)
3-Point Goals Attempted: 11, Henry T. Buchanan vs. Kansas State, March 2, 1988 (4 made); Eric Piatkowski vs. Oklahoma, Jan. 29, 1994
3-Point Percentage: .833, Ray Richardson vs. Sam Houston State, Jan. 6, 1990 (5-6); Erick Strickland vs. Missouri, Jan. 30, 1993 (5-6, OT)
Free Throws: 16, Eric Johnson vs. Creighton, Nov. 26, 1988 (18 att.); Rich King vs. Northern Illinois, Feb. 18, 1991 (19 att.)
Free Throw Attempts: 19, Rich King vs. Northern Illinois, Feb. 18, 1991 (16 made)
Free Throws, No Misses: 15, Jack Moore vs. Oklahoma State, Feb. 10, 1982
Rebounds: 20, Derrick Chandler vs. Oklahoma, Jan. 27, 1992
Assists: 14, Brian Carr vs. California-Irvine, Dec. 2, 1985
Blocked Shots: 7, Derrick Chandler vs. Eastern Washington, Dec. 21, 1991



Brian Carr dished out a BDSC record 14 assists vs. Cal-Irvine in 1985-86.

Steals: 8, Greg Downing, vs. Missouri-Kansas City, Dec. 8, 1982
Minutes: 60, Jack Moore and Andre Smith vs. Alabama-Birmingham, Dec. 22, 1979 (4OT)

OPPONENT INDIVIDUAL

Points: 43, Harold Miner for Southern Cal, Nov. 25, 1991
Field Goals: 16, Ron Kellogg for Kansas, Feb. 2, 1985 (19 att.)
Field Goal Attempts: 34, Harold Miner for Southern Cal, Nov. 25, 1991 (15 made)
Field Goals, No Misses: 7, Gary Taylor for Southern Colorado, Nov. 29, 1984
3-Point Goals: 8, Brad Soucie for Eastern Michigan vs. Pittsburgh, March 18, 1988 (NCAA, 14 att.)
3-Point Goals Attempted: 14, Brad Soucie for Eastern Michigan vs. Pittsburgh, March 18, 1988 (NCAA, 8 made); William Cook for Appalachian State, Dec. 19, 1992 (4 made); Mark Atkins for Missouri, Jan. 24, 1994 (4 made)
3-Point Percentage: .833, Matt Roggenburk for Creighton, Nov. 26, 1988 (5-6)
Free Throws: 15, Steve Rothert for Army vs. San Jose State, Dec. 2, 1988 (16 att.); Byron Houston for Oklahoma State, Feb. 14, 1990 (18 att.)
Free Throw Attempts: 18, Byron Houston for Oklahoma State, Feb. 14, 1990 (15 made)
Free Throws, No Misses: 12, Jeff Hornacek for Iowa State, Feb. 18, 1984
Rebounds: 20, Jerome Lane for Pittsburgh vs. Vanderbilt, March 20, 1988 (NCAA)
Assists: 14, Jeff Bowling for Air Force vs. Pepperdine, Dec. 1, 1989
Blocked Shots: 6, Wendell Williams for North Texas vs. Army, Dec. 3, 1988
Steals: 7, George Abrams for Eastern Washington, Dec. 3, 1979; Van Usher for Tennessee Tech, Dec. 14, 1990
Minutes Played: 58, Keith McCord for Alabama-Birmingham, Dec. 22, 1979 (4OT)

NEBRASKA TEAM

Points in a Game: 117, vs. Harvard, Dec. 1, 1989
Fewest Points in a Game: 39, vs. Kansas State, March 7, 1984
Points in a Half: 66, vs. Oklahoma, Feb. 16, 1991 (2nd)
Fewest Points in a Half: 15, vs. Kansas State, March 7, 1984 (2nd)
Margin of Victory: 52, vs. Southwest Missouri St., Jan. 15, 1983
Field Goals: 48, vs. Montana State, Dec. 23, 1977 (87 att.); vs. Eastern Washington, Jan. 14, 1984 (80 att.)
Field Goal Attempts: 88, vs. Tennessee Tech, Dec. 14, 1990 (45 made)
Field Goal Percentage: .750, vs. Nebraska-Omaha, Jan. 25, 1988 (42-56)
Lowest Field Goal Percentage: .313, vs. Iowa State, Feb. 18, 1984 (20-64)
3-Point Goals: 12, vs. Colorado, Jan. 8, 1994 (22 att.)
3-Point Goals Attempted: 26, vs. Missouri, Jan. 24, 1994 (2 made); vs. Oklahoma (7 made), Jan. 29, 1994
3-Point Percentage: .667, vs. Chicago State, Jan. 16, 1990 (8-12)
Free Throws: 38, vs. Pepperdine, Dec. 2, 1989 (48 att.)
Fewest Free Throws: 1, vs. Kansas State, Jan. 21, 1989 (6 att.)
Free Throw Attempts: 50, vs. Harvard, Dec. 1, 1989 (34 made)
Fewest Free Throws Attempted: 3, vs. Missouri, Jan. 16, 1982 (2 made)
Free-Throw Percentage: .939, vs. Oklahoma State, Feb. 10, 1982 (31-33)
Rebounds: 72, vs. Oklahoma, Jan. 27, 1992

Fewest Rebounds: 14, vs. Missouri, Feb. 26, 1983
Personal Fouls: 34, vs. Kansas, Jan. 8, 1990
Fewest Personal Fouls: 9, vs. Chicago State, Jan. 16, 1990
Disqualifications: 3, several times
Assists: 36, vs. Montana State, Dec. 23, 1977
Turnovers: 28, vs. Oklahoma, Jan. 9, 1989
Fewest Turnovers: 4, vs. Kansas State, Feb. 3, 1982; vs. Oklahoma, Feb. 2, 1983
Blocked Shots: 10, four times, most-recently vs. The Citadel, Dec. 2, 1991
Steals: 22, vs. Florida A&M, Dec. 20, 1993

OPPONENT TEAM

Points in a Game: 111, by Missouri, Jan. 13, 1990
Fewest Points in a Game: 41, by Kansas State, March 7, 1984
Points in a Half: 62, by Missouri, Jan. 13, 1990 (2nd); by Oklahoma State, Feb. 14, 1990 (2nd)
Fewest Points in a Half: 12, by Arkansas, March 17, 1987 (NIT)
Margin of Victory: 22, by Oklahoma, Feb. 21, 1990
Field Goals: 43, by Pittsburgh vs. Eastern Michigan, March 18, 1988 (NCAA, 69 att.)
Field Goal Attempts: 85, by Tennessee Tech, Dec. 14, 1990
Field Goal Percentage: .771, by Kansas St., Feb. 3, 1982 (27-35)
Lowest Field Goal Percentage: .262, by Sam Houston State, Nov. 23, 1991 (17-65)
3-Point Goals: 13, by Oklahoma State, March 2, 1994 (28 att.)
3-Point Goals Attempted: 35, by Eastern Washington, Dec. 21, 1991 (8 made); by Appalachian State, Dec. 19, 1992 (9 made)
3-Point Percentage: .750, by Creighton, Nov. 26, 1988 (9-12)
Free Throws: 44, by Oklahoma State, Feb. 14, 1990 (52 att.)
Fewest Free Throws: 1, by Illinois State vs. Alabama, March 16, 1984 (NCAA, 2 att.); by Kansas vs. Wake Forest, March 18, 1984 (NCAA, 2 att.)
Free Throw Attempts: 52, by Oklahoma State, Feb. 14, 1990 (44 made)
Fewest Free Throw Attempts: 2, three times, most recently by Kansas vs. Wake Forest, March 18, 1984 (NCAA, 1 made)
Free Throw Percentage: 1.000, by Kansas, Jan. 26, 1977 (11-11); by Colorado, Feb. 16, 1980 (14-14); by Colorado, Jan. 21, 1981 (12-12)
Rebounds: 54, by Bowling Green vs. Alabama State, Dec. 14, 1990; Florida A&M, Dec. 20, 1994
Fewest Rebounds: 15, by Wisconsin-Stevens Point, Jan. 9, 1985
Personal Fouls: 36, by Pepperdine, Dec. 2, 1989
Fewest Fouls: 7, by Wake Forest vs. Kansas, March 18, 1984 (NCAA)
Disqualifications: 5, by Pepperdine, Dec. 2, 1989
Assists: 29, by Pittsburgh vs. Eastern Michigan, March 18, 1988 (NCAA)
Turnovers: 35, by Denver, Nov. 26, 1982
Fewest Turnovers: 6, by Vanderbilt vs. Pittsburgh, March 20, 1988 (NCAA)
Blocked Shots: 8, by Michigan State, Nov. 28, 1990
Steals: 17, by Eastern Washington, Dec. 3, 1979

DEVANEY CENTER QUICK FACTS

Games: 276 in 18 seasons
Record: 218-58 (.790)
Overtime Record: 8-2 (.800)
Most Consecutive Winning Seasons: 18, 1976-77-present
Most Games, Season: 18, 1982-83 and 1988-89
Most Wins, Season: 17, 1982-83
Most Losses, Season: 6, three times
Most Consecutive Wins: 16, last four games of 1982 first 12 of 1983, ended by Missouri, 54-51, Feb. 26, 1983

Most Consecutive Losses: 3, games 12-14, 1984, ended vs. Colorado, 75-67, Feb. 25, 1984
Most Consecutive Big Eight Wins: 8, last three games of 1982, first five games of 1983, ended by Missouri, 54-51, Feb. 26, 1983 (excludes tournament games)
Most Consecutive Big Eight Losses: 5, last two games of 1988, first three of 1989, ended vs. Kansas, 74-70, Feb. 4, 1989

DEVANEY CENTER OT GAMES (NU 8-2)

Jan. 27, 1979 Nebraska 66, Kansas 64
 Dec. 22, 1979 Nebraska 92, Alabama-Birmingham 84 (4OT)
 Jan. 23, 1980 Nebraska 74, Oklahoma State 73
 March 8, 1980 Louisville 71, Kansas State 69 (NCAA)
 Missouri 87, Notre Dame 84 (NCAA)
 Nov. 28, 1980 Wyoming 62, Nebraska 59
 Feb. 8, 1984 Nebraska 54, Oklahoma State 52
 Jan. 3, 1987 Nebraska 70, Creighton 55
 Feb. 28, 1987 Nebraska 83, Kansas 81
 Jan. 6, 1988 Grambling State 71, Nebraska 68
 March 20, 1988 Vanderbilt 80, Pittsburgh 74 (NCAA)
 Dec. 3, 1988 North Texas 82, Army 79 (Ameritas Classic)
 Feb. 19, 1992 Nebraska 81, Kansas 79
 Jan. 30, 1993 Nebraska 88, Missouri 87

DEVANEY CENTER ATTENDANCE

Year	Total			+Big Eight		
	G	Att.	Avg.	G	Att.	Avg.
1976-77	11	106,868	9,715	7	74,243	10,606
1977-78	17	172,892	10,170	7	90,514	12,931
1978-79	11	131,769	11,979	7	87,502	12,500
1979-80	16	145,626	9,102	7	79,015	11,288
1980-81	15	136,483	9,099	7	82,009	11,716
1981-82	14	143,819	10,273	7	79,329	11,333
1982-83	18	195,333	10,852	7	86,511	12,359
1983-84	17	173,721	10,219	7	82,233	11,746
1984-85	15	176,045	11,736	7	95,221	13,603
1985-86	15	146,117	9,741	7	78,208	11,173
1986-87	17	197,395	11,611	7	81,680	11,669
1987-88	14	159,100	11,364	7	90,875	12,982
1988-89	18	193,545	10,753	7	87,283	12,469
1989-90	15	150,190	10,013	7	81,894	11,699
1990-91	15	199,605	13,307	7	100,740	14,391
1991-92	16	207,950	12,997	7	100,079	14,297
1992-93	16	*213,715	*13,357	7	100,620	14,374
1993-94	16	212,447	13,278	7	*100,973	*14,475
Totals	276	3,062,620	10,096	126	1,579,213	12,533

+Does not include tournament games; *Single-season record

Largest Crowd to See Nebraska in the Devaney Center: 15,038, vs. Oklahoma State, 1980-81
Smallest Crowd to See Nebraska in the Devaney Center: 3,571, vs. Montana, Dec. 23, 1980
Smallest Crowd to See a Big Eight Game in Devaney: 7,821, vs. Kansas, Jan. 31, 1981

TEN LARGEST CROWDS TO SEE NU, ALL TIME

25,348 Xavier, at Minneapolis, Minn., March 14, 1991 (NCAA)
 17,496 Missouri, at Kansas City, Mo., March 12, 1994 (B8T)
 17,200 Missouri, at Kansas City, Mo., March 5, 1982 (B8T)
 17,153 Oklahoma, at Kansas City, Mo., March 8, 1991 (B8T)
 17,104 Kansas State, at Kansas City, Mo., Feb. 29, 1980 (B8T)
 17,082 Missouri, at Kansas City, Mo., March 11, 1983 (B8T)
 16,985 Iowa State, at Kansas City, Mo., March 8, 1986 (B8T)
 16,936 Kansas State, at Kansas City, Mo., March 12, 1993 (B8T)
 16,900 Kansas State, at Kansas City, Mo., March 11, 1988 (B8T)
 16,874 Kansas, at Kansas City, Mo., March 9, 1991 (B8T)

DEVANEY CENTER YEAR-BY-YEAR RECORD


Season	Overall		Big Eight		Losses
	W-L	Pct.	W-L	Pct.	
1976-77	7-4	.636	5-2	.714	Iowa, Minnesota, Kansas State, Oklahoma
1977-78	15-2	.882	5-2	.714	Iowa State, Oklahoma
1978-79	9-2	.818	6-1	.857	Purdue, Iowa State
1979-80	14-2	.875	5-2	.714	Missouri, Colorado
1980-81	11-4	.733	6-1	.857	Wyoming, Idaho, Colorado (twice)
1981-82	11-3	.786	5-2	.714	Arkansas, Missouri, Kansas State
1982-83	17-1	.944	6-1	.857	Missouri
1983-84	11-6	.647	3-4	.429	Texas Tech, Missouri, Oklahoma, Kansas, Iowa State, Kansas State (B&T)
1984-85	12-3	.800	5-2	.714	Washington State, Kansas, Oklahoma
1985-86	10-5	.667	4-3	.571	Cal-Irvine, Georgia, Kansas, Missouri, Kansas State
1986-87	15-2	.882	5-2	.714	Missouri, Oklahoma
1987-88	8-6	.571	3-4	.429	Ohio State, Grambling State, Oklahoma State, Oklahoma, Iowa State, Kansas State
1988-89	14-4	.778	4-3	.571	Michigan State, Oklahoma, Kansas State, Missouri
1989-90	9-6	.600	2-5	.286	Idaho, Kansas, Missouri, Iowa State, Oklahoma State, Oklahoma
1990-91	14-1	.933	6-1	.857	Oklahoma State
1991-92	14-2	.875	5-2	.714	Missouri, Oklahoma
1992-93	14-2	.875	5-2	.714	Kansas State, Oklahoma State
1993-94	13-3	.813	5-2	.714	Texas, Missouri, Oklahoma
18-Year Totals	218-58	.790	*85-41	.675	

Big Eight record does not include 4-2 record in Big Eight Conference Tournament games played at Devaney Center.

DEVANEY CENTER 14,000-PLUS COLLEGE BASKETBALL CROWDS

15,038 Oklahoma State, 1980-81*	14,481 Kansas State, 1992-93*
15,003 Oklahoma, 1980-81*	14,469 Colorado, 1990-91*
14,999 Colorado, 1978-79*	14,460 Washington, 1986-87* (NIT)
14,912 Kansas State, 1977-78*	14,458 Missouri, 1981-82*
14,878 Kansas, 1984-85*	14,453 NCAA, Second Round, 1988*
14,865 Kansas State, 1988-89*	14,446 Missouri, 1993-94*
14,753 Missouri, 1977-78*	14,438 Iowa State, 1979-80*
14,753 TCU, 1982-83* (NIT)	14,438 Colorado, 1982-83*
14,747 Iowa State, 1977-78*	14,425 NCAA First Round, 1988 (Gm. 3-4)*
14,712 Iona, 1982-83* (NIT)	14,404 Missouri, 1992-93*
14,679 Kansas, 1992-93*	14,389 Iowa State, 1993-94*
14,688 Oklahoma, 1984-85*	14,378 Missouri, 1983-84
14,682 Missouri, 1982-83*	14,375 NCAA First Round, 1988 (Gm. 1-2)*
14,615 Kansas, 1990-91*	14,370 Kansas, 1993-94*
16,605* Oklahoma State, 1993-94*	14,358 Missouri-Kansas City, 1993-94*
14,586 Iowa State, 1982-83*	14,352 Oklahoma State, 1992-93*
14,584 Missouri, 1990-91*	14,340 Colorado, 1993-94*
14,568 Oklahoma, 1990-91*	14,346 Kansas State, 1993-94*
14,562 Colorado, 1979-80*	14,298 Eastern Illinois, 1992-93
14,561 Michigan State, 1990-91*	14,273 Missouri, 1976-77
14,558 Oklahoma, 1992-93*	14,273 Kansas, 1985-86
14,558 NCAA Second Round, 1980*	14,262 Creighton, 1977-78
14,557 Kansas State, 1990-91	14,259 Creighton, 1986-87
14,555 Iowa State, 1987-88*	14,255 Oklahoma State, 1990-91
14,554 Iowa State, 1978-79*	14,239 Wisconsin-Green Bay, 1991-92
14,549 Missouri, 1991-92*	14,234 Oklahoma State, 1984-85
14,548 Arkansas, 1981-82*	14,222 Oklahoma, 1987-88
14,538 Kansas, 1991-92*	14,168 Kansas, 1977-78
14,534 Iowa State, 1991-92*	14,135 Iowa State, 1988-89
14,529 Arkansas, 1986-87* (NIT)	14,094 Kansas, 1986-87
14,520 Iowa State, 1992-93*	14,065 Missouri, 1984-85
14,509 Kansas State, 1991-92*	14,053 Oklahoma, 1988-89
14,503 Oklahoma State, 1991-92*	14,015 Kansas, 1987-88
14,487 Oklahoma, 1993-94*	14,013 Creighton, 1990-91
14,484 Colorado, 1991-92*	14,012 Northern Iowa, 1993-94

14,011 Creighton, 1992-93
 14,009 Oklahoma State, 1982-83
 *Indicates capacity crowd.
Opening-Night Record: 14,561, vs. Michigan State, Nov. 28, 1990.
Opening-Night Attendance: 10,516, vs. Iowa, Nov. 27, 1976.



NU POSTSEASON TOURNAMENT SINGLE-GAME RECORDS


INDIVIDUAL

Points--33; Tom Baack vs. Marshall, March 13, 1967
Opponent--46; George Stone, Marshall, March 13, 1967
Field Goals--13; Tom Baack vs. Marshall, March 13, 1967 (24 att.)
Opponent--20; George Stone, Marshall, March 13, 1967 (38 att.)
Field Goal Attempts--24; Tom Baack vs. Marshall, March 13, 1967 (13 made)
Opponent--38; George Stone, Marshall, March 13, 1967 (20 made)
Field Goal Percentage (min. 5 att.)--8-8; Bernard Day vs. Marquette, March 11, 1987
Opponent--.857; Mike Smerk, Canisius, March 13, 1985 (6-7)
3-Point Goals--5; Eric Johnson at Ohio State, March 20, 1989 (8 att.)
Opponent--5; Greg Hill, Washington, March 21, 1987 (13 att.); Ed Loudon, Arkansas State, March 16, 1989 (8 att.)
3-Point Attempts--8; Eric Johnson at Ohio State, March 20, 1989 (5 made)
Opponent--13; Greg Hill, Washington, March 21, 1987 (5 made)
3-Point Percentage--.625; Eric Johnson at Ohio State, March 20, 1989 (5-8)
Opponent--.667; Jamall Brown, Ohio State, March 20, 1989 (2-3)
Free Throws--13; Dave Hoppen vs. Canisius, March 13, 1985 (16 att.)
Opponent--9; Reggie Miller, UCLA, March 19, 1985 (9 att.)
Free Throw Attempts--16; Dave Hoppen vs. Canisius, March 13, 1985 (13 made)
Opponent--9; Reggie Miller, UCLA, March 19, 1985 (9 made)
Free Throws, No Misses--5; Curt Hedberg vs. Utah State, March 8, 1978
Opponent--9; Reggie Miller, UCLA, March 19, 1985
Rebounds--14; Stan Cloudy vs. Tulane, March 17, 1983
Opponent--16; Bob Allen, Marshall, March 13, 1967; Tyrone Corbin, DePaul, March 28, 1983
Assists--10; Clifford Scales vs. Arkansas State, March 16, 1989
Opponent--16; Sam Crawford, New Mexico State, March 19, 1993
Blocked Shots--4; Dave Hoppen vs. Texas Christian, March 24, 1983; vs. DePaul, March 28, 1983
Opponent--8; Walter Downing, DePaul, March 28, 1983
Steals--6; Brian Carr vs. Arkansas-Little Rock, March 26, 1987
Opponent--4; Reggie Miller, UCLA, March 19, 1985; Ron Huery, Arkansas, March 17, 1987

TEAM

Points--88; vs. Marshall, March 13, 1967
Opponent--119; by Marshall, March 13, 1967
Points in a Half--49; vs. Marshall, March 13, 1967 (2nd)
Opponent--61; by Marshall, March 13, 1967 (2nd)
Field Goals--37; vs. Marshall, March 13, 1967 (90 att.)
Opponent--46; by Marshall, March 13, 1967 (90 att.)
Field Goal Attempts--90; vs. Marshall, March 13, 1967 (37 made)
Opponent--90; by Marshall, March 13, 1967 (46 made)
Field Goal Percentage--.574; vs. Iona (27-47), March 21, 1983; vs. Texas Christian (27-47), March 24, 1983
Opponent--.614; by Texas, March 15, 1978 (27-44)
3-Point Goals--8; vs. New Mexico State, March 19, 1993 (24 att.)
Opponent--11; by Pennsylvania, March 17, 1994 (27 att.)
3-Point Attempts--24; vs. New Mexico State, March 19, 1993 (8 made)
Opponent--27; by Pennsylvania, March 17, 1994 (11 made)
3-Point Percentage--.462; vs. Arkansas-Little Rock, March 26, 1987(6-13)
Opponent--.571; by Arkansas State, March 16, 1989 (8-14)

Free Throws--33; vs. Canisius, March 13, 1985 (41 att.)
Opponent--29; by Xavier, March 14, 1991 (40 att.)
Free Throw Attempts--41; vs. Canisius, March 13, 1985 (33 made)
Opponent--40; by Xavier, March 14, 1991 (28 made)
Free Throw Percentage--.900; at Ohio State, March 20, 1989 (9-10)
Opponent--.867; by Texas, March 15, 1978 (13-15)
Rebounds--49; vs. Connecticut, March 19, 1992
Opponent--63; by Marshall, March 13, 1967
Assists--24; three times, most recently vs. Arkansas State, March 16, 1989
Opponent--25; by New Mexico State, March 19, 1993; by Pennsylvania, March 17, 1994
Blocked Shots--6; vs. Texas Christian, March 24, 1983
Opponent--10; by DePaul, March 28, 1983
Steals--11; vs. Washington, March 21, 1987; vs. New Mexico State, March 19, 1993
Opponent--10; by Arkansas, March 17, 1987



Bruce Chubick and Eric Piatkowski are the only players in school history to play on four straight NCAA Tournament teams.

NEBRASKA IN POSTSEASON TOURNAMENT PLAY

Year	Tournament/Round	Opponent	Result	Site
1948-49	*NCAA Playoff	Oklahoma State	L, 35-52	Kansas City, Mo.
1966-67	NIT/First	Bye		
1977-78	Quarterfinals	Marshall	L, 88-119	New York, N.Y.
	NIT/First	Utah State	W, 67-66	Lincoln, Neb.
1979-80	Quarterfinals	Texas	L, 48-67	Austin, Texas
	NIT/First	Michigan	L, 69-76	Ann Arbor, Mich.
1982-83	NIT/First	Tulane	W, 72-65	Lincoln, Neb.
	Second	Iona	W, 85-73	Lincoln, Neb.
1983-84	Quarterfinals	Texas Christian	W, 67-57	Lincoln, Neb.
	Semifinals	DePaul	L, 58-68	New York, N.Y.
	NIT/First	Creighton	W, 56-54	Omaha, Neb.
1984-85	Second	Xavier (Ohio)	L, 57-58	Cincinnati, Ohio
	NIT/First	Canisius	W, 79-66	Lincoln, Neb.
1985-86	Second	UCLA	L, 63-82	Los Angeles, Calif.
	NCAA/First	Western Kentucky	L, 59-67	Charlotte, N.C.
1986-87	NIT/First	Marquette	W, 78-76	Lincoln, Neb.
	Second	Arkansas	W, 78-71	Lincoln, Neb.
	Quarterfinals	Washington	W, 81-76	Lincoln, Neb.
	Semifinals	Southern Mississippi	L, 75-82	New York, N.Y.
	Third Place	Arkansas-Little Rock	W, 76-67OT	New York, N.Y.
1988-89	NIT/First	Arkansas State	W, 81-79	Lincoln, Neb.
	Second	Ohio State	L, 74-85	Columbus, Ohio
1990-91	NCAA/First	Xavier (Ohio)	L, 84-89	Minneapolis, Minn.
1991-92	NCAA/First	Connecticut	L, 65-86	Cincinnati, Ohio
1992-93	NCAA/First	New Mexico State	L, 79-93	Syracuse, N.Y.
1993-94	NCAA/First	Pennsylvania	L, 80-90	Uniondale, N.Y.

HUSKER POSTSEASON TOURNAMENT SUMMARY


In the NCAA: 0-4 (1986, 1991, 1992, 1993)

In the NCAA Playoffs: 0-1 (1949)

In the NIT: 11-8 (1967, 1978, 1980, 1983, 1984, 1985, 1987, 1989)

All-Time Postseason Record: 11-13

*Playoff game between Big Seven and Missouri Valley Conference champions for berth in eight-team NCAA Tournament field. Not considered to be "official" participation in the NCAA Tournament.



Nebraska's 1948-49 team lost to Oklahoma State, 52-35, in a playoff game at Kansas City, Mo., for the berth to the eight-team NCAA Tournament field.

NU POSTSEASON TOURNAMENT BOX SCORES

1967 NIT

MARSHALL 119, NEBRASKA 88

MARCH 13--AT NEW YORK CITY

Thundering Herd (119): Stone 20-38 6-6 46, Redd 6-12 5-8 17, Allen 1-2 1-2 3, Davidson 8-17 7-8 23, Diantoni 9-15 6-6 24, Dawson 0-1 0-0 0, D. Blankenship 1-1 0-0 2, Stepp 0-1 0-0 0, Watson 0-1 0-0 0, K. Blankenship 1-2 2-2 4, Beam 0-0 0-0 0. Team 46-90 27-32 119.

Cornhuskers (88): Tom Baack 13-24 7-9 33, Nate Branch 6-12 2-2 14, Willie Campbell 8-20 1-4 17, Stuart Lantz 4-14 1-2 9, Jim Damm 2-5 1-1 5, Frank Empkey 2-5 0-0 4, Ron Simmons 1-3 0-0 2, Roger Leitner 0-2 0-1 0, Robert Wagner 1-2 0-3 2, Dan Shaver 0-1 0-0 0, Charles Stone 0-2 2-2 2. Team 37-90 14-22 88.

Marshall	58	61	--	119
Nebraska	39	49	--	88

FG%: Marshall 51.1, Nebraska 41.1. **FT%:** Marshall 84.4, Nebraska 63.6. **Rebounds:** Marshall 63 (Allen 16, Stone 11), Nebraska 47 (Baack 10). **Personal fouls:** Marshall 16, Nebraska 19. **Fouled out:** None. **Assists:** Marshall 21 (D'Antoni 11), Nebraska 19 (Baack 5). **Officials:** Lou Eisenstein, Jim Lennon. **Attendance:** 9,332.

Game Notes: In Huskers' first-ever "official" postseason appearance, Marshall decked NU, 119-88...Thundering Herd set NIT single-game records for points (119), field goals (46)...Stone's 46 points most by college player in Madison Square Garden in 1967, equaled most-ever vs. Huskers...Baack had 33 points in final collegiate game, most points ever for NU player in postseason game...Huskers ended season with 16-9 mark, Marshall went on to fourth-place tournament finish.

1978 NIT

NEBRASKA 67, UTAH STATE 66

MARCH 8--AT LINCOLN, NEB.

Aggies (66): Preston Bailess 1-2 0-0 2, Dean Hunger 7-10 0-0 14, Mike Santos 10-16 0-0 20, Keith McDonald 5-11 3-3 13, Oscar Williams 2-5 3-4 17, Rawlee Perkins 0-0 0-0 0, Gary Furniss 0-0 0-0 0, Brian Jackson 2-2 6-8 10. Team 27-46 12-15 66.

Cornhuskers (67): Terry Novak 2-8 0-0 4, Curt Hedberg 3-8 5-5 11, Carl McPipe 4-9 2-6 10, Brian Banks 5-11 0-0 10, Bob Moore 1-4 0-2, Mike Naderer 6-9 0-0 12, Mark McVicker 0-1 0-0 0, Andre Smith 8-11 2-2 18. Team 29-61 9-13 67.

Utah State	36	30	--	66
Nebraska	32	35	--	67

FG%: Utah State 58.7, Nebraska 47.5. **FT%:** Utah State 80.0, Nebraska 69.2. **Rebounds:** Utah State 31 (Santos 9), Nebraska 24 (McPipe 7). **Personal fouls:** Utah State 16, Nebraska 16. **Fouled out:** Hunger. **Assists:** Utah State 21 (Williams 9), Nebraska 20 (Novak, Banks 6). **Turnovers:** Utah State 18, Nebraska 9. **Blocked shots:** Utah State 3 (Santos 3), Nebraska 0. **Steals:** Utah State 5 (McDonald 2), Nebraska 10 (Novak, Naderer 3). **Officials:** Rich Eichhorst and Rich Wanamaker. **Attendance:** 8,029.

Game Notes: Nebraska picked up school-record tying 22nd victory with first-round NIT victory over Utah State...first NIT appearance for Huskers since 1967...Aggies held 10-point first-half lead, were up four at halftime...game was tied at 62 with 2:34 to play, but McPipe's free throw with 1:52 left gave NU lead for good and its first postseason tournament win ever.

1978 NIT

TEXAS 67, NEBRASKA 48

MARCH 15--AT AUSTIN, TEXAS

Cornhuskers (48): Terry Novak 2-8 0-0 4, Curt Hedberg 0-5 2-2, Carl McPipe 7-19 2-3 16, Mike Naderer 0-2 2-2 2, Brian Banks 3-7 0-0 6, Bob Moore 0-5 0-0 0, Gerald Myrthil 1-4 0-0 2, Andre Smith 7-10 0-0 14, Sil Despot 1-1 0-0 2. Team 21-61 6-7 48.

Longhorns (67): Ron Baxter 4-6 2-3 10, Tyrone Branyan 4-6 0-0 8, Garry Goodner 6-8 4-5 16, Jim Krivacs 7-15 4-4 18, John Moore 6-9 1-1 13, John Danks 0-0 1-1 2, Tom Nichols 0-0 0-0 0. Team 27-44 13-15 67.

Nebraska	24	24	--	48
Texas	31	36	--	67

FG%: Nebraska 34.4, Texas 61.4. **FT%:** Nebraska 85.7, Texas 86.7. **Rebounds:** Nebraska 28 (McPipe 7), Texas 32 (Baxter 13). **Personal fouls:** Nebraska 15, Texas 13. **Fouled out:** None. **Assists:** Nebraska 13 (Novak 3), Texas 13 (Branyan, Moore 4). **Turnovers:** Nebraska 13, Texas 16. **Blocked shots:** Nebraska 0, Texas 1 (Baxter 1). **Steals:** Nebraska 4 (Banks 2), Texas 3 (Branyan, Goodner, Moore 1). **Officials:** Reggie Copland, Ben Dunn. **Attendance:** 13,000.

Game Notes: Texas and Coach Abe Lemons ended Nebraska's hopes for a school-record 23rd victory with a 21-point win over the Cornhuskers in Austin...NU trailed by seven at intermission, but shot 27.8 percent from the floor in the final 20 minutes while the Longhorns connected at a 68.4 percent clip...Huskers pulled within six early in second half, but Texas delivered 16-6 run and never looked back...Longhorns went on to win NIT title...Huskers ended season with 22-8 record.

1980 NIT

MICHIGAN 76, NEBRASKA 69

MARCH 6--AT ANN ARBOR, MICH.

Cornhuskers (69): Ray Collins 5-11 4-4 14, Tim West 2-5 0-0 14, Andre Smith 13-18 4-6 30, Mike Naderer 0-2 1-2 1, Jack Moore 6-11 4-4 16, Greg Downing 1-2 0-0 2, Mark McVicker 1-4 0-0 2. Team 28-53 13-16 69.

Wolverines (76): Mike McGee 12-22 1-1 25, Thad Garner 2-5 1-4 5, Paul Heuerman 7-8 2-2 16, Mark Lozier 0-1 0-0 0, Johnny Johnson 7-10 5-6 19, Keith Smith 4-7 3-3 11, Marty Bodnar 0-3 0-0 0, Mark Bodnar 0-0 0-0 0. Team 32-56 12-16 76.

Nebraska	31	38	--	69
Michigan	34	42	--	76

FG%: Nebraska 52.8, Michigan 57.1. **FT%:** Nebraska 81.2, Michigan 75.0. **Rebounds:** Nebraska 25 (Smith 12), Michigan 28 (Johnson 7). **Personal fouls:** Nebraska 16, Michigan 16. **Fouled out:** Collins, Heuerman. **Assists:** Nebraska 7 (Moore 2), Michigan 9 (Johnson 4). **Turnovers:** Nebraska 10, Michigan 11. **Blocked shots:** Nebraska 3 (Collins, Moore, Downing 1), Michigan 2 (Garner, Heuerman 1). **Steals:** Nebraska 4 (Collins 4), Michigan 6 (Lozier, Johnson 2). **Officials:** Ron Zetcher, Dick Sanders, Jack Savage. **Attendance:** 9,756.

Game Notes: After a heartbreaking 60-59 loss to Kansas State in semifinals of Big Eight Tournament, Nebraska made second NIT appearance in three seasons...next-to-last game for Michigan coach Johnny Orr, who resigned following the season to become

head coach at Iowa State...Huskers' Smith ended career with 30-point, 12-rebound effort...Michigan held 34-31 halftime lead and opened second half with 16-6 run and NU never came closer than three after that...loss ended NU's season at 18-13.

1983 NIT

NEBRASKA 72, TULANE 65

MARCH 17--AT LINCOLN, NEB.

Green Wave (65): Paul Thompson 4-15 2-3 10, Elton Webster 6-10 3-4 15, John Williams 4-10 2-2 10, Daryl Moreau 3-7 0-0 6, Howard Jenkins 6-10 0-0 3, Kevin Saulny 2-2 0-0 4, Danny Gauthier 0-1 0-0 0, Curtis Wallace 4-5 0-1 8. Team 29-60 7-10 65.

Cornhuskers (72): Claude Renfro 4-10 2-3 10, Stan Cloudy 10-17 0-0 20, Dave Hoppen 6-10 4-9 16, David Ponce 7-14 2-3 16, Greg Downing 4-7 0-0 8, Eric Williams 0-3 0-0 0, Lenard Johnson 1-1 0-0 2. Team 32-62 8-15 72.

Tulane	35	30	--	65
Nebraska	36	36	--	72

FG%: Tulane 48.3, Nebraska 51.6. **FT%:** Tulane 70.0, Nebraska 53.3. **Rebounds:** Tulane 31 (Webster 9), Nebraska 37 (Cloudy 14). **Personal fouls:** Tulane 16, Nebraska 12. **Fouled out:** none. **Assists:** Tulane 18 (Moreau, Jenkins 6), Nebraska 24 (Cloudy 7). **Turnovers:** Tulane 16, Nebraska 11. **Blocked shots:** Tulane 2 (Thompson, Webster 1), Nebraska 0. **Steals:** Tulane 4 (four with one), Nebraska 9 (Ponce 3). **Officials:** Jim Harvey, Bob Straface, James Burroughs. **Attendance:** 12,053.

Game Notes: Nebraska earned first postseason bid in three seasons and picked up first postseason win since 1978 with opening-round victory over Green Wave...Huskers held one-point halftime lead, then used 57.7 percent shooting from the field in the last half to secure the win...Huskers used 12-7 run to take 10-point advantage and Green Waver never got closer than five.

1983 NIT

NEBRASKA 85, IONA 73

MARCH 21--AT LINCOLN, NEB.

Gaels (73): Tony Hargraves 3-9 2-4 8, Gary Springer 4-5 2-2 10, Bob Coleman 2-4 1-2 5, Rory Grimes 7-13 5-8 19, Steve Burt 9-16 4-5 22, Arnie Russell 4-5 1-2 9, Chris Crockett 0-2 0-0 0, Dan Parascandola 0-0 0-0 0, Mark Hooper 0-0 0-0 0. Team 29-54 15-23 73.

Cornhuskers (85): Claude Renfro 6-8 4-6 16, Stan Cloudy 9-17 6-8 24, Dave Hoppen 6-11 3-5 15, David Ponce 2-5 5-6 11, Greg Downing 4-8 2-4 10, Eric Williams 1-2 0-0 2, Leonard Johnson 2-2 3-5 7, Terry Smith 0-0 0-0 0, Handy Johnson 0-1 0-0 0. Team 31-54 23-34 85.

Iona	39	34	--	73
Nebraska	40	45	--	85

FG%: Iona 53.7, Nebraska 57.4. **FT%:** Iona 65.2, Nebraska 67.6. **Rebounds:** Iona 36 (Russell 10), Nebraska 27 (Cloudy 8). **Personal fouls:** Iona 31, Nebraska 18. **Fouled out:** Springer, Coleman, Russell. **Assists:** Iona 11 (Grimes 6), Nebraska 24 (Cloudy, Williams 5). **Turnovers:** Iona 30, Nebraska 17. **Blocked shots:** Iona 2 (Springer, Russell 1), Nebraska 5 (Johnson 3). **Steals:** Iona 7 (Burt 3), Nebraska 6 (Renfro 3). **Officials:** Sonny Holmes, Allie Prescott, Bob McGrath. **Attendance:** 14,712.

Game Notes: Nebraska advanced to the NIT quarterfinals with a 12-point victory over Iona...Huskers held one-point halftime lead, but visting Gaels took 47-46 lead on Hargraves' dunk, but



Stan Cloudy averaged a team-high 16.5 points per outing in NU's run to the 1983 NIT semifinals.

Cloudy jumper seconds later gave NU lead for good...Cloudy had second straight 20-point outing with a game-high 24 points.

1983 NIT

NEBRASKA 67, TEXAS CHRISTIAN 57

MARCH 24--AT LINCOLN, NEB.

Horned Frogs (57): Doug Arnold 7-17 2-2 16, Nick Cucinella 0-1 0-0 0, Brian Christensen 3-6 0-0 6, Dennis Nutt 4-15 0-0 8, Darrell Browder 11-27 3-6 25, Tom Mortimer 0-1 0-0 0, Kenny Hart 0-0 0-0 0, Johnny Pate 1-1 0-0 2, Paul Kapturkiewicz 0-0 0-0 0. Team 26-68 5-8 57.

Cornhuskers (67): Claude Renfro 1-2 6-9 8, Stan Cloudy 8-13 2-2 18, Dave Hoppen 8-14 0-0 16, David Ponce 2-8 2-3 6, Greg Downing 5-6 0-0 10, Brett Hughes 0-0 0-1 0, Eric Williams 1-1 0-0 2, Leonard Johnson 2-3 1-2 5, Trent Scarlett 0-0 2-2 2. Team 27-47 13-19 67.

Texas Christian	19	39	--	57
Nebraska	36	31	--	67

FG%: Texas Christian 38.2, Nebraska 57.4. **FT%:** Texas Christian 62.5, Nebraska 68.4. **Rebounds:** Texas Christian (Arnold 9), Nebraska 31 (Cloudy 9). **Personal fouls:** Texas Christian 20, Nebraska 17. **Fouled out:** none. **Assists:** Texas Christian 7 (Browder 3), Nebraska 23 (Ponce, Downing 7). **Turnovers:** Texas Christian 15, Nebraska 18. **Blocked shots:** Texas Christian 3 (Arnold 3), Nebraska 6 (Hoppen 4). **Steals:** Texas Christian 8 (Arnold 3), Nebraska 4 (Ponce 2). **Officials:** Jim Desmond, Mike Stockner, Art Willard. **Attendance:** 14,753.

Game Notes: Nebraska bolted to a 19-8 lead in the game's first eight minutes, and owned 36-19 halftime advantage as Huskers

held Horned Frogs to 27.6 percent shooting from the floor in the opening half...Huskers built lead to as many as 24 in last half, and the closest TCU came was 10 twice...Cloudy again led the way with a team-high 18 points...crowd was largest of the season, allowed Huskers to break the Devaney Center record for total attendance...fans started lining up before 6 a.m. on March 22nd for tickets to game, the then 14,438-seat Devaney Center sold out in five hours after windows opened at 9 a.m....school-record-tying 22nd win.

1983 NIT

DEPAUL 68, NEBRASKA 58
MARCH 28--AT NEW YORK CITY

Blue Demons (68): Tyrone Corbin 5-9 5-7 15, Kevin Holmes 1-4 2-2 4, Brett Burkholder 0-2 3-4 3, Tony Jackson 5-10 7-9 17, Kenny Patterson 2-7 5-7 9, Bernard Randolph 5-13 3-6 13, Walter Downing 2-8 1-2 5, Raymond McCoy 0-1 0-0 0, Jerry McMillan 1-2 0-0 2. Team 21-56 26-37 68.

Cornhuskers (58): Stan Cloudy 2-13 0-0 4, Claude Renfro 5-13 3-4 13, Dave Hoppen 5-13 5-13 15, Greg Downing 3-6 4-4 10, David Ponce 2-5 0-1 4, Eric Williams 2-5 2-2 6, Leonard Johnson 3-6 0-0 6, Terry Smith 0-1 0-0 0, Kenny Walton 0-0 0-0 0. Team 22-62 14-24 58.

DePaul	36	32	--	68
Nebraska	31	27	--	58

FG%: DePaul 37.5, Nebraska 35.5. **FT%:** DePaul 70.3, Nebraska 58.3. **Rebounds:** DePaul 48 (Corbin 16), Nebraska 41 (Hoppen 9). **Personal fouls:** DePaul 19, Nebraska 27. **Fouled out:** Jackson, Downing, Renfro, Ponce. **Assists:** DePaul 11 (Patterson 3), Nebraska 18 (Downing 5). **Turnovers:** DePaul 16, Nebraska 18. **Blocked shots:** DePaul 10 (Downing 8), Nebraska 4 (Hoppen 4). **Steals:** DePaul 9 (Burkholder, Jackson 2), Nebraska 7 (Downing 3). **Officials:** Joey Sylvester, Ed Cartotto, Dave Pollack. **Attendance:** 8,614.

Game Notes: DePaul ended Nebraska's NIT title bid...Hoppen earned first-team All-NIT honors...Huskers never led, as Blue Demons built 15-point first-half lead and led by five at halftime...NU tied game at 52 on Hoppen jumper with 8:42 to go, but Patterson's jumper seconds later gave DePaul lead for good as Huskers hit just 30.3 percent from the floor in last half...Huskers ended season with 22-10 record, DePaul lost in title game to Fresno State.

1984 NIT

NEBRASKA 56, CREIGHTON 54
MARCH 15--AT OMAHA, NEB.

Cornhuskers (56): Ronnie Smith 2-4 0-0 4, Stan Cloudy 0-3 0-0 0, Dave Hoppen 11-20 3-3 25, David Ponce 4-7 2-2 10, Eric Williams 3-8 0-0 6, Brian Carr 2-7 0-0 4, Curtis Moore 3-7 1-2 7, James Moore 0-1 0-0 0, John Matzke 0-0 0-0 0. Team 25-57 6-7 56.

Bluejays (54): Gregory Brandon 1-6 0-0 2, Karlas Gripado 0-0 0-0 0, Benoit Benjamin 10-14 3-3 23, Gary Swain 4-7 2-3 10, Vernon Moore 6-11 2-5 14, Kenny Evans 2-6 1-2 5, Reggie Morris 0-0 0-0 0, Kenny Smith 0-0 0-0 0. Team 23-44 8-13 54.

Nebraska	28	28	--	56
Creighton	31	23	--	54

FG%: Nebraska 43.9, Creighton 52.2. **FT%:** Nebraska 85.7, Creighton 61.5. **Rebounds:** Nebraska 27 (Hoppen 10), Creighton 30 (Benjamin 14). **Personal fouls:** Nebraska 14, Creighton 12. **Fouled out:** Ponce. **Assists:** Nebraska 15 (Carr, Ponce 5), Creighton 9 (Moore 4). **Turnovers:** Nebraska 9, Creighton 14.

Blocked shots: Nebraska 1 (Cloudy), Creighton 3 (Benjamin 2). **Steals:** Nebraska 4 (Smith 3), Creighton 7 (Evans 3). **Officials:** Verl Sell and Mike Stockner. **Attendance:** 9,158.

Game Notes: After handing Creighton a 65-56 win in Lincoln during the regular-season, Cornhuskers rallied from three-point halftime deficit to knock off Bluejays in first round of NIT at Omaha...Hoppen tied the game at 54 with 12 seconds to play, put Nebraska ahead when he made a free throw after a technical foul had been called on CU's Benjamin...Moore then made one of two free throws with three seconds to give NU two-point win...Hoppen had game-high 25 points, outscored Creighton's Benjamin in two meetings, 52-33...NU earned consecutive postseason bids for first time ever.

1984 NIT

XAVIER 58, NEBRASKA 57
MARCH 19--AT CINCINNATI, OHIO

Cornhuskers (57): Curtis Moore 2-8 1-1 5, Ronnie Smith 2-3 0-0 4, Dave Hoppen 9-14 4-5 22, David Ponce 5-9 0-0 10, Eric Williams 1-6 0-0 2, Brian Carr 1-3 0-1 2, Stan Cloudy 5-11 2-2 12, John Matzke 0-0 0-0 0. Team 25-54 7-9 57.

Muskateers (58): Dexter Bailey 4-8 0-1 8, John Shimko 0-3 4-4 4, Jeff Jenkins 9-14 0-0 18, Ralph Lee 1-5 2-2 4, Victor Fleming 6-10 8-8 20, Leroy Greenridge 0-0 0-0 0, Richard Harris 2-4 0-2 4, Walter McBride 0-0 0-0 0. Team 22-44 14-17 58.

Nebraska	25	32	--	57
Xavier	30	28	--	58

FG%: Nebraska 46.3, Xavier 50.0. **FT%:** Nebraska 77.8, Xavier 82.4. **Rebounds:** Nebraska 29 (7 Hoppen), Xavier 26 (6 Shimko). **Personal fouls:** Nebraska 18, Xavier 12. **Fouled out:** Ponce. **Assists:** Nebraska 18 (Williams 5), Xavier 14 (Lee 9). **Turnovers:** Nebraska 13, Xavier 14. **Blocked shots:** Nebraska 0, Xavier 2 (Bailey, Jenkins 1). **Steals:** Nebraska 5 (Cloudy 2), Xavier 4 (four with one). **Officials:** Don Ferguson, Walley Tanner, Reggie Copeland. **Attendance:** 9,519.

Game Notes: Forced to the road for a second-straight game because the Devaney Center was being utilized for the NCAA Midwest Regional, Huskers couldn't overcome Xavier's five-point halftime advantage...Nebraska had 49-48 lead with five minutes to play, but Xavier scored four-straight points to take 52-49 lead and closest Huskers came was one on two occasions...NU pulled to with 56-55 on Cloudy jumper with 22 seconds to play, but Shimko's free throws sealed Muskateer win...Hoppen had game-high 22 to lead Huskers, would go on to play for NIT All-Star team in summer...NU ended season with 18-12 record.

1985 NIT

NEBRASKA 79, CANISIUS 66
MARCH 13--AT LINCOLN, NEB.

Golden Griffins (66): Brian Smith 1-5 3-4 5, Derrick Russell 0-3 2-2 2, Mike Smrek 6-7 2-4 14, Michael Ray Jackson 4-7 2-3 10, Ray Hall 5-13 6-8 16, Gregg Martinsen 1-2 3-7 5, Mike Trivisonno 0-2 0-0 0, Lamont Gilbert 3-7 0-0 6, Chris Heinold 4-11 0-1 8. Team 24-57 18-28 66.

Cornhuskers (79): Curtis Moore 5-12 1-1 11, Bill Jackman 4-8 7-9 15, Dave Hoppen 4-8 13-16 21, Harvey Marshall 5-10 4-4 14, Brian Carr 3-5 4-5 10, Demetrius Buchanan 1-5 3-4 5, Anthony White 0-0 0-0 0, Joel Sealer 0-0 1-2 1, Mike Martz 0-1 0-0 0, Ronnie Smith 0-1 0-0 0, John Matzke 1-3 0-0 2. Team 23-53 33-41 79.

Canisius	33	33	--	66
Nebraska	36	43	--	79

FG%: Canisius 42.1, Nebraska 43.3. **FT%:** Canisius 64.2, Nebraska 80.5. **Rebounds:** Canisius 38 (Martinsen 7), Nebraska 34 (Jackman 10). **Total fouls:** Canisius 31, Nebraska 25. **Fouled out:** Smrek, Gilbert, Heinhold, Moore, Matzke. **Assists:** Canisius 12 (Hall 3, Martinsen 3, Trivisonno 3), Nebraska 18 (Marshall 5). **Turnovers:** Canisius 14, Nebraska 8. **Blocked shots:** Canisius 2 (Heinhold 2), Nebraska 1 (Smith 1). **Steals:** Canisius 4 (Smith 2), Nebraska 9 (Moore 4). **Officials:** Eric Harmon, Verl Sell, Ted Hillary. **Attendance:** 7,443.

Game Notes: Nebraska's third-straight NIT bid...game tied Sports Center records for free-throw attempts by both teams (69), disqualifications by both teams (five), disqualifications by one team (3 by Canisius)...Hoppen passed Andre Smith to become Nebraska's No. 2 and Big Eight's No. 12 career scorer with 1,724 points...Jackman had career-high 10 rebounds.

1985 NIT

UCLA 82, NEBRASKA 63

MARCH 19--AT LOS ANGELES

Cornhuskers (63): Curtis Moore 4-8 0-0 8, Bill Jackman 4-6 0-0 8, Dave Hoppen 10-20 3-4 23, Brian Carr 2-6 0-0 4, Harvey Marshall 4-10 0-0 8, Ronnie Smith 1-1 0-0 2, John Matzke 1-1 0-0 2, Demetrius Buchanan 3-6 0-2 6, Mike Martz 0-0 0-0 0, Joel Sealer 1-2 0-0 2, Anthony White 0-0 0-1 0. Team 30-60 3-7 63.

Bruins (82): Gary Maloncon 5-12 0-0 10, Reggie Miller 10-15 9-9 29, Brad Wright 1-6 2-4 4, Montel Hatcher 8-13 2-2 18, Nigel Miguel 6-10 2-2 14, Kelvin Butler 1-1 0-0 2, Corey Gaines 0-2 1-2 1, Dave Immel 0-1 0-0 0, Jack Haley 1-1 0-0 2, Jerald Jones 1-1 0-0 2, Jeff Dunlap 0-0 0-0 0, Darryl Morris 0-1 0-0 0. Team 33-63 16-19 82.

Nebraska	31	32	--	63
UCLA	41	41	--	82

FG %: Nebraska 50.0, UCLA 52.4. **FT%:** Nebraska 42.9, UCLA 84.2. **Rebounds:** Nebraska 27 (Hoppen 9), UCLA 34 (Wright 15). **Total fouls:** Nebraska 19, UCLA 12. **Fouled out:** Matzke. **Assists:** Nebraska 18 (Carr 6), UCLA 16 (Wright 4). **Turnovers:** Nebraska 17, UCLA 12. **Blocked shots:** Nebraska 3 (Smith 2), UCLA 5 (Wright 4). **Steals:** Nebraska 5 (Moore 2), UCLA 8 (Miller 4). **Officials:** Robert McKendry, James Danner, Fred Carbone. **Attendance:** 7,228.

Game Notes: Hoppen became eighth Big Eight player and first Husker to score 700 points in a season, finishing with 704...Nebraska's ninth-straight road loss...NU ended season with 16-14 record, UCLA went on to win NIT title for first-time ever.

1986 NCAA

WESTERN KENTUCKY 67, NEBRASKA 59

MARCH 14--AT CHARLOTTE, N.C.

Cornhuskers (59): Bernard Day 8-14 2-4 18, John Matzke 0-1 0-0 0, Chris Logan 3-5 4-8 10, Harvey Marshall 4-9 3-3 11, Brian Carr 4-12 2-2 0, Darren Brown 0-0 0-0 0, Anthony Bailous 4-6 2-2 10. Team 23-47 13-19 59.


Hilltoppers (67): Kannard Johnson 4-11 2-2 10, Ray Swogger Clarence Martin 5-8 1-3 11, James McNary 0-8 8-8 8, Billy Gordon 6-16 0-0 12, Kurk Lee 0-0 0-0 0, Brett McNeal 2-4 0-0 4, Fred Tisdale 0-0 0-0 0, Tellis Frank 3-6 0-0 6. Team 28-68 11-13 67.

Nebraska	26	33	--	59
Western Kentucky	33	34	--	67

FG%: Nebraska 48.9, Western Kentucky 41.1. **FT%:** Nebraska 68.6, Western Kentucky 84.6. **Rebounds:** Nebraska 35 (Logan 12), Western Kentucky 35 (Martin 12). **Total fouls:** Nebraska 14,

Western Kentucky 18. **Fouled out:** none. **Assists:** Nebraska 8 (Carr 5), Western Kentucky 11 (McNary 7). **Turnovers:** Nebraska 13, Western Kentucky 4. **Blocked shots:** Nebraska 0, Western Kentucky 0. **Steals:** Nebraska 2 (Marshall 1, Logan 1), Western Kentucky 1 (Gordon 1). **Officials:** Mark Reischling, Charlie Vacca, Sam Lickliter. **Attendance:** 11,666.

Game Notes: Nebraska's first official appearance in NCAA Tournament...Huskers trailed, 53-35, with 10:34 left, outscored Hilltoppers 20-6, to pull within 59-55 with 1:33 to go, but could get no closer...Huskers ended season with a 19-11 record...Coach Moe Iba resigned after game.



Bernard Day was a key in the Huskers' drive to their 1986 NCAA bid.

1987 NIT

NEBRASKA 78, MARQUETTE 76

MARCH 11--AT LINCOLN, NEB.

Warriors (76): David Boone 4-8 4-8 12, Michael Flory 3-6 0-0 6, Tom Copa 7-9 0-1 14, Michael Sims 1-2 0-0 3, Tony Smith 6-9 5-6 18, Kevin Johnson 6-9 3-4 16, Pat Foley 2-4 0-0 4, Tony Reeder 0-1 1-2 1. Team 29-48 13-20 76.

Cornhuskers (78): Derrick Vick 5-9 4-4 14, Bernard Day 8-8 2-2 18, Bill Jackman 2-4 5-8 9, Henry Buchanan 3-9 1-3 9, Brian Carr 5-11 0-2 12, Jeff Rekeweg 0-2 0-0 0, Richard van Poelgeest 0-2 0-0 0, Anthony Bailous 6-7 2-2 14, Keith Neubert 1-2 0-0 2. Team 30-54 14-21 78.

Marquette	44	32	--	76
Nebraska	38	40	--	78

3-point goals: Marquette 5-13 (Flory 2-5, Sims 1-2, Smith 1-2, Johnson 1-2, Foley 0-2), Nebraska 4-10 (Buchanan 2-4 Carr 2-5, Rekeweg 0-1). **FG%:** Marquette 60.4, Nebraska 55.6. **FT%:** Marquette 65.0, Nebraska 66.7. **Rebounds:** Marquette 28 (Copa 9), Nebraska 22 (Vick 6, Day 6). **Personal fouls:** Marquette 18, Nebraska 16. **Fouled out:** none. **Assists:** Marquette 19 (Johnson 8), Nebraska 16 (Day 5). **Turnovers:** Marquette 19, Nebraska 11. **Blocked shots:** Marquette 1 (Copa), Nebraska 1 (Jackman 1). **Steals:** Marquette 5 (Copa 3), Nebraska 8 (Day 3). **Officials:** Daniel Christmas, Ronald Olesiak, Daniel Taylor. **Attendance:** 12,096.

Game Notes: Carr hit short jumper with, officially, .07 seconds left, and was fouled in the act of shooting...he intentionally missed free throw and Marquette was unable to call time out...first Nebraska-Marquette game in 28 years...fifth-straight postseason tournament bid for the Cornhuskers.

1987 NIT

NEBRASKA 78, ARKANSAS 71
MARCH 17--AT LINCOLN, NEB.

Razorbacks (71): Mike Ratliff 3-4 1-3 7, Stephan Moore 1-2 0-0 2, Mario Credit 2-2 0-0 4, Keith Wilson 0-6 3-4 3, Ron Huery 3-8 4-7 10, Allie Freeman 3-4 3-5 9, Andrew Lang 2-4 0-1 4, Kenny Hutchinson 1-1 0-0 2, Phillip McKellar 3-4 2-2 9, Cannon Whitby 1-4 0-1 2, Tim Scott 5-12 3-5 17, Shawn Baker 0-1 2-2 2. Team 24-52 18-30 71.

Cornhuskers (78): Derrick Vick 8-9 2-5 18, Bernard Day 6-8 7-9 19, Bill Jackman 1-5 0-0 2, Henry Buchanan 0-7 11-13 11, Brian Carr 2-9 2-4 6, Jeff Rekeweg 0-0 0-0 0, Richard van Poelgeest 0-2 0-0 0, Anthony Bailous 9-12 2-3 20, Joel Sealer 0-0 0-0 0, Mike Martz 0-0 0-0 0, Keith Neubert 1-3 0-0 2. Team 27-55 24-34 78.

Arkansas	12	59	--	71
Nebraska	31	47	--	78


3-point goals: Arkansas 5-17 (Huery 0-4, McKellar 1-1, Whitby 0-3, Scott 4-9), Nebraska 0-5 (Buchanan 0-1, Carr 0-4). **FG%:** Arkansas 46.2, Nebraska 49.1. **FT%:** Arkansas 60.0, Nebraska 70.6. **Rebounds:** Arkansas 33 (Lang 8), Nebraska 39 (Jackman 9). **Personal fouls:** Arkansas 28, Nebraska 24. **Fouled out:** Wilson, Bailous. **Assists:** Arkansas 9 (Huery 3), Nebraska 18 (Buchanan 6). **Turnovers:** Arkansas 19, Nebraska 16. **Blocked shots:** Arkansas (3 with 1), Nebraska 0. **Steals:** Arkansas 10 (Huery 4), Nebraska 4 (four with 1). **Officials:** Ted Hillary, Randy Drury, Ronald Winter. **Attendance:** 14,529.

Game Notes: Razorbacks' 12 first-half points were a Devaney Center record for the fewest scored in a half, but their 59 second-half points were two off the record for most in a half...Hogs had as many turnovers as field-goal attempts (15) in the first half, made just three field goals...Arkansas closed within 53-50 with 7:12 left, but Huskers answered with 11-1 rally to regain breathing room and wrapped up win when Buchanan made six-straight free throws in last 1:41...Huskers' fifth-straight home-court win, NU's seventh win in seven all-time NIT home games...crowd was largest of season.

1987 NIT

NEBRASKA 81, WASHINGTON 76
MARCH 21--AT LINCOLN, NEB.

Huskies (76): Kevin Vidato 0-1 0-0 0, Phil Zevenbergen 4-11 4-4 12, Chris Welp 8-12 2-2 18, Greg Hill 10-25 0-1 25, Eldridge Recasner 4-7 2-2 10, Jeff Sanor 0-0 0-0 0, Al Moscatel 0-1 4-4 4, Mark West 1-2 3-4 5, Ron Caldwell 1-1 0-0 2, J.D. Taylor 0-1 0-2 0. Team



Forward Derrick Vick was named to the 1987 All-NIT team.

28-61 15-19 76.

Cornhuskers (81): Derrick Vick 5-13 7-10 17, Bernard Day 4-8 7-8 15, Bill Jackman 1-2 2-3 4, Henry Buchanan 5-6 2-2 15, Brian Carr 4-11 7-8 17, Richard van Poelgeest 0-2 0-0 0, Anthony Bailous 2-8 3-5 7, Keith Neubert 2-6 2-2 6. Team 23-56 30-38 81.

Washington	30	46	--	76
Nebraska	36	45	--	81

3-point goals: Washington 5-14 (Hill 5-13, Moscatel 0-1), Nebraska 5-11 (Buchanan 3-4, Carr 2-6 Bailous 0-1). **FG%:** Washington 45.9, Nebraska 41.1. **FT%:** Washington 78.9, Nebraska 78.9. **Rebounds:** Washington 42 (Zevenbergen 10), Nebraska 30 (Vick 8). **Personal fouls:** Washington 30, Nebraska 18. **Fouled out:** Zevenbergen, Welp, Vidato, Moscatel. **Assists:** Washington (Moscatel 4), Nebraska 15 (three with 3). **Turnovers:** Washington 21, Nebraska 14. **Blocked shots:** Washington 3 (Zevenbergen 2), Nebraska 1 (Vick 1). **Steals:** Washington 2 (Zevenbergen 1, Recasner 1), Nebraska 11 (Jackman 3). **Officials:** Dan Christmas, Ken Falkner, Tom O'Neill. **Attendance:** 14,460.

Game Notes: Nebraska built 57-44 lead with 11:26 left, but Hill hit three-straight three-point goals to ignite 27-9 Washington rally which gave Huskies 71-66 lead with 2:02 to go...Huskers rallied to regain 72-71 lead, but two Recasner free throws put Washington back up, 73-72, with 50 seconds left...Carr hit a three-point shot with 33 seconds remaining to give NU the lead for good, 75-73, then hit four free throws in last 14 seconds...Buchanan's two free throws with four seconds to go iced Nebraska's second trip in five years to New York and NIT Final Four...win also gave Nebraska its fifth 20-win basketball season...Carr increased career scoring total to 1,152 passed Marvin Stewart and Brian Banks to move into ninth on Husker career scoring chart...his

three assists increased his career total to 666 and he moved past Iowa State's Jeff Hornacek into second on the Big Eight career assist chart...crowd was second-largest of season, enabled Nebraska to set season total attendance record of 197,395...Huskers' sixth-straight home-court win, eighth win in eight NIT home games.

1987 NIT

SOUTHERN MISSISSIPPI 82, NEBRASKA 75 MARCH 24--AT NEW YORK CITY

Golden Eagles (82): Derrek Hamilton 4-13 3-4 11, John White 5-12 6-7 19, Randolph Keys 10-18 4-4 24, Casey Fisher 2-5 0-0 6, Kenny Siler 2-7 0-1 4, Willie Brown 0-2 0-0 0, Randy Pettus 3-7 0-1 8, Jurado Hinton 4-5 2-3 10, Jimmy Smith 0-0 0-0 0. Team 30-69 15-20 82.

Cornhuskers (75): Derrick Vick 8-9 3-4 19, Bernard Day 4-9 6-9 14, Bill Jackman 3-7 1-1 7, Henry Buchanan 3-10 0-0 7, Brian Carr 5-14 1-1 12, Anthony Bailous 5-12 2-3 14, Keith Neubert 1-4 0-0 2, Richard van Poelgeest 0-0 0-0 0, Jeff Rekeweg 0-1 0-0 0. Team 29-66 13-19 75.

Southern Mississippi	43	39	--	82
Nebraska	42	33	--	75

3-point goals: Southern Mississippi 7-14 (White 3-5, Fisher 2-4, Siler 0-1, Pettus 2-4), Nebraska 4-9 (Buchanan 1-2, Carr 1-4, Bailous 2-3). **FG%:** Southern Mississippi 43.5, Nebraska 43.9. **FT%:** Southern Mississippi 75.0, Nebraska 68.4. **Rebounds:** Southern Mississippi 46 (Keys 9), Nebraska 39 (Jackman 9). **Personal fouls:** Southern Mississippi 18, Nebraska 22. **Fouled out:** none. **Assists:** Southern Mississippi 22 (Pettus 8), Nebraska 16 (Carr 7). **Turnovers:** Southern Mississippi 17, Nebraska 19. **Blocked shots:** Southern Mississippi 6 (Keys 2, Hinton 2), Nebraska 2 (Day 1, Bailous 1). **Steals:** Southern Mississippi 6 (White 2, Keys 2), Nebraska 9 (Bailous 3). **Officials:** Larry Lembo, Jim Garvey, Jim Kinsey. **Attendance:** 7,965.

Game Notes: Nebraska led by 13 twice in first half, second time at 22-9 with 13:10 to go, but Eagles came back to take 43-42 halftime lead...Huskers bounced back at start of second half and led, 56-52, with 11:01 left, but USM launched 21-6 rally to take command of the game...Eagles went on to win NIT title game from La Salle two nights later, 84-80...first-ever meeting between Nebraska and Southern Mississippi.

1987 NIT

NEBRASKA 76, ARKANSAS-LITTLE ROCK 67 March 26--at New York City

Cornhuskers (76): Derrick Vick 6-11 5-7 17, Bernard Day 4-5 2-4 10, Bill Jakman 3-5 2-2 8, Henry Buchanan 3-7 0-0 8, Brian Carr 6-16 3-3 18, Keith Neubert 2-5 2-4 6, Anthony Bailous 2-7 4-4 9, Mike Martz 0-0 0-0 0. Team 26-57 18-24 76.

Trojans (67): James Dawn 8-16 6-9 22, Daron Hoges 5-14 1-3 11, Jeff Cummings 0-0 2-2 2, Juric Brown 3-9 3-4 9, Paul Springer 1-2 0-0 2, Curtis Kidd 4-11 8-9 16, Reggie Smith 1-1 0-0 2, Eddie Powell 1-6 0-0 3. Team 23-59 20-27 67.

Nebraska	37	28	11--	76
Arkansas-Little Rock	32	33	2--	67

3-point goals: Nebraska 6-13 (Buchanan 2-5, Carr 3-7, Bailous 1-1), Arkansas-Little Rock 1-7 (Dawn 0-1, Brown 0-2, Powell 1-4). **FG%:** Nebraska 46.4, Arkansas-Little Rock 39.0. **FT%:** Nebraska 75.0, Arkansas-Little Rock 74.1. **Rebounds:** Nebraska 34 (Vick 12), Arkansas-Little Rock 42 (Dawn 13). **Personal fouls:** Nebraska

19, Arkansas-Little Rock 19. **Fouled out:** Jackman, Neubert. **Assists:** Nebraska 19 (Carr 9), Arkansas-Little Rock 17 (Springer 5). **Turnovers:** Nebraska 14, Arkansas-Little Rock 15. **Blocked shots:** Nebraska 5 (Vick 3), Arkansas-Little Rock 2 (Cummings 1, Kidd 1). **Steals:** Nebraska 8 (Carr 6), Arkansas-Little Rock 7 (Dawn 2, Hoges 2, Kidd 2). **Officials:** Jim Burr, Dave Day, Mark DiStaola. **Attendance:** 12,742.

Game Notes: Nebraska led by as many as 12 in first half and was up, 58-51, with 9:17 left in regulation, but UALR outscored Huskers, 12-2, over next six minutes to take 63-60 lead with 3:25 to go...Carr hit three-pointer to tie, then Day scored with 1:44 left to give NU 65-63 lead...Dawn scored 15 seconds later to tie it again, but missed two potential winning free throws with 20 seconds left...Nebraska scored first 11 points of overtime to get 21st win of season...win was Huskers' fourth in OT in 1986-87 and team's ninth-straight in overtime over four-year period...Carr's nine assists (all in regulation) left him with 682 career assists, two behind the Big Eight record of 684 set the previous week by Cedric Hunter of Kansas...Vick was named to All-NIT team.

1989 NIT

NEBRASKA 81, ARKANSAS STATE 79 MARCH 16--AT LINCOLN, NEB.

Indians (79): John Tate 11-16 1-6 23, Ed Louden 8-15 1-2 22, Greg Williams 1-1 0-0 2, Chris Dillard 2-5 0-1 5, Carl Archer 2-3 0-1 4, Alan Bannister 3-5 0-0 6, Bo Brown 4-5 3-5 11, Barry Mayberry 1-4 0-0 3, Kyle James 1-2 0-0 3, Bobby Collins 0-0 0-0 0. Team 33-56 5-15 79.

Cornhuskers (81): Richard van Poelgeest 7-10 2-4 16, Beau Reid 4-8 3-6 12, Rich King 6-8 4-7 16, Clifford Scales 0-4 0-0 0, Eric Johnson 6-13 4-4 18, Pete Manning 3-4 5-6 11, Ray Richardson 3-7 1-2 8, Todd Koca 0-0 0-0 0, Dapreis Owens 0-1 0-1 0. Team 29-55 19-30 81.

Arkansas State	33	46	--	79
Nebraska	42	39	--	81

3-point goals: Arkansas State 8-14 (Louden 5-8, Dillard 1-2, Mayberry 1-3, James 1-1), Nebraska 4-9 (Reid 1-2, Johnson 2-3, Richardson 1-4). **FG%:** Arkansas State 58.9, Nebraska 52.7. **FT%:** Arkansas State 33.3, Nebraska 63.3. **Rebounds:** Arkansas State 36 (Brown 9), Nebraska 26 (Manning 5). **Personal fouls:** Arkansas State 23, Nebraska 26. **Assists:** Arkansas State 19 (Archer 7), Nebraska 24 (Scales 10). **Turnovers:** Arkansas 22, Nebraska 12. **Blocked shots:** Arkansas State 2 (Williams, Bannister), Nebraska 2 (King, Manning). **Steals:** Arkansas State 6 (Brown 3), Nebraska 9 (Johnson 4). **Officials:** Dan Niksich, William Kennedy Richard Ball. **Attendance:** 8,862.

Game Notes: Arkansas State's Dillard had chance to send game into overtime, but freshman missed front end of one-and-one free-throw with no time left on clock (officials ruled that foul by Nebraska's Johnson came before horn sounded)...Huskers roared to 65-48 lead with 12:21 left, but 10-0 Indian run from 4:59 to 0:48 capped 31-11 ASU rally that gave visitors' 70-76 lead...Johnson, playing in what proved to be his final career home game, got NU within 79-78 on 13-foot jumper with 0:32 left, grabbed rebound when Archer missed front end of one-and-one with 0:25 to go, then hit both ends of 2-shot free throw situation with 0:14 left for winning points...Scales failed to score for first time in 1988-89, but had career-high 10 assists, equaling season high for Huskers...win gave NU 9-0 Devaney Center record in NIT, assured winning season, was Nebraska's only 1988-89 win when opponent shot 50 percent or better from field...first-ever NU-ASU meeting.

1989 NIT

OHIO STATE 85, NEBRASKA 74 MARCH 20--AT COLUMBUS, OHIO

Cornhuskers (74): Richard van Poelgeest 1-3 0-0 2, Beau Reid 4-11 1-2 9, Rich King 2-6 0-0 4, Eric Johnson 9-15 0-0 23, Clifford Scales 2-6 2-2 6, Dapreis Owens 7-11 4-4 18, Pete Manning 1-5 0-0 2, Ray Richardson 3-9 2-2 10. Team 29-66 9-10 74.

Buckeyes (85): Tony White 3-6 0-0 6, Jerry Francis 6-15 0-0 12, Perry Carter 5-7 3-6 13, Chris Jent 1-5 1-2 4, Jamaal Brown 3-6 5-6 13, James Bradley 3-6 2-3 11, Eli Brewster 0-1 0-0 0, Joe Dumas 1-1 2-2 4, Treg Lee 1-1 0-0 2, Steve Hall 0-0 0-0 0, Grady Mateen 6-9 8-9 20, Bill Robinson 0-1 0-0 0. Team 29-58 21-28 85.

Nebraska	37	37	--	74
Ohio State	43	42	--	85

3-point goals: Nebraska 7-19 (Reid 0-3, Johnson 5-8, Scales 0-1, Richardson 2-7), Ohio State 6-11 (Jent 1-2, Brown 2-3, Bradley 3-5, Brewster 0-1). **FG%:** Nebraska 43.9, Ohio State 50.0 **FT%:** Nebraska 90.0, Ohio State 75.0. **Rebounds:** Nebraska 30 (Reid 7, Owens 7), Ohio State 25 (Carter 12). **Personal fouls:** Nebraska 20, Ohio State 13. **Fouled out:** none. **Assists:** Nebraska 17 (Reid 5, Johnson 5), Ohio State 15 (Jent 5). **Turnovers:** Nebraska 16, Ohio State 15. **Blocked shots:** Nebraska 1 (Scales), Ohio State 4 (Carter 3). **Steals:** Nebraska 4 (Johnson 2), Ohio State 0. **Officials:** Kerri Smith, Michael Smith, Paul Andrzejewski. **Attendance:** 13,276.

Game Notes: Nebraska rallied from 8-point first-half deficit to tie, on 3-point goal by Johnson with 1:16 left in half, but Buckeyes got back-to-back 3-pointers from freshman guards Brown, Jent to take 43-37 halftime lead...OSU jumped to 58-42 lead in second half, Huskers rallied within 64-57 with 7:23 to go, but 19-2 Buckeye run put game away...Ohio State played 10th-straight game without star guard Jay Burson (broken vertebra)...Johnson's 23 points were his high since second game of season, were helped by school-record-tying five 3-point goals...his two steals gave him 68 for the season, breaking the old Nebraska record of 67 set by Brian Carr in 1986-87; he finished his two-year NU career with 128 steals, tying him for second behind Carr (159) with the late Jack Moore... playing some 60 miles from his Mansfield, Ohio home, Husker freshman Owens scored career-high 18 points, grabbed seven rebounds, one off career high...NU ended with 17-16 record.

1991 NCAA

XAVIER (O.) 89, NEBRASKA 84 MARCH 14--AT MINNEAPOLIS, MINN.

Musketeers (89): Davenport 5-13, 4-4 17, Williams 0-1 4-4 4, Grant 3-6 9-12 15, J. Walker 5-9 7-11 18, Gladden 9-15 0-0 20, Brantley 2-3 2-4 6, Wilson 2-2 1-2 5, Edwards 1-1 0-0 2, Parker 0-0 2-3 2. Team 27-50 29-40 89.

Cornhuskers (84): Tony Farmer 5-9 5-8 15, Beau Reid 2-12 2-4 6, Rich King 11-17 7-8 25, Keith Moody 1-3 0-0 2, Clifford Scales 4-5 3-4 12, Carl Hayes 7-12 1-3 15, Dapreis Owens 0-1 0-0 0, Eric Piatkowski 3-10 1-1 9. Team 33-69 14-27 84.

Xavier	45	44	--	89
Nebraska	42	42	--	84

3-point goals: Xavier 6-14 (Davenport 3-8, J. Walker 1-2, Gladden 2-3, Brantley 0-1), Nebraska 4-13 (Farmer 0-1, Reid 0-3, King 1-1, Scales 1-2, Piatkowski 2-6). **FG%:** Xavier 54.0, Nebraska 47.8. **FT%:** Xavier 72.5, Nebraska 51.9. **Rebounds:** Xavier 30 (Grant 10), Nebraska 41 (King 12). **Personal fouls:** Xavier 22, Nebraska 25. **Fouled out:** Williams, Farmer. **Assists:** Xavier 14 (J. Walker 8), Nebraska 17 (King 4). **Blocked shots:** Xavier 2

(Williams, Edwards), Nebraska 5 (King 2, Piatkowski 2). **Steals:** Xavier 9 (three with 2), Nebraska 8 (Farmer 2, King 2). **Officials:** Joseph Silvester, Donnee Gray, Bob Vetkoetter. **Attendance:** 25,348.

Game Notes: Nebraska's best basketball season in memory ended in disappointment as regional third-seeded Huskers lost to tourney-veteran Xavier...underdog Musketeers jumped to 17-8 lead, led by as many as 38-26 with 5:12 left in half before Huskers closed half with 16-7 run...making its second "official" NCAA appearance, its first in five years, Nebraska came back to lead three times in second half, last time at 72-71 on Scales 3-pointer with 7:22 to go...Xavier regained lead for good at 75-74 on J. Walker free throw with 6:03 left...Piatkowski 3-pointer pulled Huskers within 80-79 at 3:12, but Musketeers, making sixth-straight NCAA appearance, put on a 9-2 rally for insurmountable 89-81 lead in closing seconds...King's second career 3-pointer just before buzzer created final margin; playing in school-record 124th game, he increased career rebound total to final of 761, passed Andre Smith to finish third on NU career chart...crowd was largest to ever see Nebraska play basketball...Huskers' 51.9 percent free-throw shooting (14-of-27) was worst of season...Nebraska finished 26-8, Xavier went to 22-9, then lost to Connecticut in second round.

1992 NCAA

CONNECTICUT 86, NEBRASKA 65 MARCH 19--AT CINCINNATI, OHIO

Huskies (86): Toraino Walker 3-3 1-2 7, Donyel Marshall 8-14 1-2 19, Dan Cyruklik 3-5 0-0 6, Chris Smith 9-22 3-3 24, Scott Burrell 9-16 0-1 20, Donny Marshall 2-4 2-2 6, Brian Fair 1-4 0-1 2, Nantambu Willingham 0-1 0-0 0, Kevin Ollie 0-3 0-0 0, Richie Ashmeade 1-1 0-0 2. Team Totals 0-0 0-0 86.

Cornhuskers (65): Carl Hayes 5-14 2-3 12, Bruce Chubick 2-7 0-2 4, Derrick Chandler 8-17 1-2 17, Jamar Johnson 1-5 2-2 4, Eric Piatkowski 1-12 0-0 3, Dapreis Owens 4-8 4-7 12, Michael Hughes 2-5 2-4 7, Chris Cresswell 2-4 0-0 6. Team Totals 0-0 0-0 65.

Connecticut	49	37	--	86
Nebraska	34	31	--	65

3-point goals: Connecticut 7-18 (Marshall 2-3, Smith 3-9, Burrell 2-5, Fair 0-1), Nebraska 4-15 (Hayes 0-2, Johnson 0-2, Piatkowski 1-5, Hughes 1-2, Cresswell 2-4). **FG%:** Connecticut 49.3, Nebraska 34.7. **FT%:** Connecticut 63.6, Nebraska 55.0. **Rebounds:** Connecticut 40 (Burrell 11), Nebraska 49 (Chandler 11). **Personal fouls:** Connecticut 18, Nebraska 12. **Fouled out:** none. **Assists:** Connecticut 13 (Smith 4, Burrell 4), Nebraska 14 (Piatkowski 5). **Blocked shots:** Connecticut 3 (Marshall 2), Nebraska 5 (Chandler 2). **Steals:** Connecticut 5 (Burrell 3), Nebraska 2 (Hayes, Hughes). **Officials:** Jerry Donaghy, Michael Smith, Paul Andrejewski. **Attendance:** 16,002.

Game Notes: No. 8 seed Nebraska made back-to-back NCAA Tournament appearances for first time ever...game was tied four-all with 18:38 left in first half, but ninth-seeded UConn scored 10-straight points to take a 14-4 lead at 15:59...NU rallied to within 22-20 at 9:45 on a Cresswell trey, but the Huskies went on a 19-6 run for 41-26 lead with 2:41 to go in half...Huskies trailed by as many as 26 in final half, shot just 29.7 percent in second stanza...Chandler was named NU's Chevrolet Player-of-the-Game.

1993 NCAA

NEW MEXICO STATE 93, NEBRASKA 79

MARCH 19--AT SYRACUSE, N.Y.

Aggies (93): Cliff Reed 11-13 2-3 24, James Dockery 2-4 0-0 4, Tracey Ware 8-12 2-3 18, Marc Thompson 2-6 1-2 5, Sam Crawford 5-10 7-8 20, Darrin Jackson 4-9 1-2 11, Corey Rogers 3-6 0-0 9, David Lofton 0-0 0-0 0, Chris Lopez 0-0 0-0 0, Mike Schultz 1-1 0-0 2, Juriad Hughes 0-0 0-0 0. Team Totals 36-61 13-18 93.

Cornhuskers (79): Terrance Badgett 2-4 0-0 4, Bruce Chubick 3-7 0-0 6, Derrick Chander 7-9 1-1 15, Jamar Johnson 3-8 2-4 10, Eric Piatkowski 10-14 6-8 29, Amos Gregory 1-1 0-0 2, Erick Strickland 2-6 0-0 6, Tom Best 0-0 0-0 0, Jaron Boone 1-4 0-0 3, Andre Woolridge 2-8 0-0 4. Team Totals 31-61 9-13 79.

New Mexico State	42	51	--	93
Nebraska	39	40	--	79

3-point goals: New Mexico State 8-15 (Crawford 3-6, Jackson 2-3, Rogers 3-6), Nebraska 8-24 (Badgett 0-1, Piatkowski 3-5, Johnson 2-6, Strickland 2-6, Woolridge 0-3, Boone 1-3). **FG%:** New Mexico State 59.0, Nebraska 50.8. **FT%:** New Mexico State 72.2, Nebraska 69.2. **Rebounds:** New Mexico State 34 (Reed, Crawford 6), Nebraska 25 (Chandler 10). **Personal fouls:** New Mexico State 13, Nebraska 19. **Fouled out:** none. **Assists:** New Mexico State 25 (Crawford 16), Nebraska 15 (Woolridge, Boone, Strickland 3). **Turnovers:** New Mexico State 14, Nebraska 14. **Blocked shots:** New Mexico State 2 (Ware, Thompson), Nebraska 1 (Gregory). **Steals:** New Mexico State 10 (Crawford 3), Nebraska 11 (Piatkowski 3). **Technical foul:** Reed. **Officials:** Tom Harrington, George Watts, John Cahall. **Attendance:** 14,287.

Game Notes: Nebraska, the East's 10th seed, earned third-straight NCAA Tournament bid...after 2-2 tie, seventh-seeded New Mexico State went on 19-9 run to take 21-11 lead...Aggies built lead to as many as 12 in first half, were up 40-29 with 4:17 to play, but Cornhuskers' 10-2 run closed gap to 42-39 at halftime...Nebraska tied the game three times in the final half, but after 52-all tie, Aggies scored seven-straight points and Nebraska never got closer than five after that...Piatkowski had career-high 29 points, 17 of which came in the first half...Crawford's 16 assists were most ever in NCAA first or second round tournament game...loss ended Nebraska's season at 20-11, New Mexico State, which lost in second round to Cincinnati, improved to 26-7...Piatkowski was named NU's Chevrolet Player-of-the-Game.

1994 NCAA

PENNSYLVANIA 90, NEBRASKA 80

MARCH 17--AT UNIONDALE, N.Y.

Quakers (90): Barry Pierce 11-15 3-3, 25, Shawn Trice 0-0 0-0 0, Eric Moore 7-10 0-3 15, Matt Maloney 3-11 3-5 12, Jerome Allen 6-16 3-8 18, Donald Moxley 1-1 0-0 2, Andy Baratta 0-1 0-0 0, Scott Kegler 3-7 0-0 9, Tim Krug 4-7 0-0 9. Team Totals 35-68 9-19 90.


Cornhuskers (80): Terrance Badgett 4-9 2-6 10, Eric Piatkowski 10-22 3-4 23, Bruce Chubick 5-8 2-3 12, Jamar Johnson 3-10 4-4 11, Jaron Boone 3-5 2-4 8, Erick Strickland 3-9 0-0 7, Tom Best 1-4 2-2 4, Melvin Brooks 2-2 0-0 5. Team Totals 31-69 15-23 80.

Pennsylvania	46	44	--	90
Nebraska	34	46	--	80

3-point goals: Pennsylvania 11-27 (Kegler 3-6, Maloney 3-8, Allen 3-9, Moore 1-2, Krug 1-2), Nebraska 3-20 (Brooks 1-1, Johnson 1-4, Strickland 1-7, Piatkowski 0-6, Boone 0-2). **FG%:** Pennsylvania 51.5, Nebraska 44.9. **FT%:** Pennsylvania 47.4, Nebraska 65.2. **Rebounds:** Pennsylvania 37 (Pierce 8), Nebraska

43 (Piatkowski, Chubick 8). **Personal fouls:** Pennsylvania 17, Nebraska 19. **Fouled out:** none. **Assists:** Pennsylvania 25 (Maloney, Allen 10), Nebraska 14 (Johnson 5). **Turnovers:** Pennsylvania 10, Nebraska 13. **Blocked shots:** Pennsylvania 1 (Trice), Nebraska 2 (Piatkowski, Chubick 1). **Steals:** Pennsylvania 7 (Moore, Maloney 2), Nebraska 6 (Johnson 2). **Technical foul:** none. **Officials:** Larry Rose, Richard Cartmell, Charles Tanner. **Attendance:** 16,204.

Game Notes: Big Eight Tournament champion Huskers watched all-time NCAA record fall to 0-5, as Ivy League champion Quakers handed Huskers 10-point loss at Nassau Coliseum...Nebraska fell behind by 11 twice in games first 3:34, but rallied to tie the game at 19-all with 10:51 left in opening half...Penn regained the lead on an Allen layin seconds later and led the rest of the way, as Huskers never had lead...Quakers led by as many as 15 in opening half, held 46-34 halftime lead...NU pulled to within six, 50-44, with 15:15 to play, but three straight Penn treys put game away and Nebraska never got closer than eight after that...Huskers went into the game ranked 22nd in the final AP poll, while Penn was unranked in AP, but No. 25 in CNN/USA Today coaches poll...No. 6 seeded Huskers, who recorded back-to-back 20-win seasons for first time ever and advanced to the NCAA Tournament for the fourth-straight season, finished 20-10...Quakers, who entered the game as the East's 11th seed, lost to eventual Final Four entrant Florida in second round and improved to 25-2 with win over NU...for second-straight season, Piatkowski was named NU's Chevrolet Player-of-the-Game.



Eric Piatkowski earned a pair of Nebraska Chevrolet Team MVP Awards.



Inside:

- ❑ *Program History*
..... 158-159
- ❑ *1,000-Point Club*
..... 160-162
- ❑ *30-Point Club* 163
- ❑ *Hall of Fame*..... 164
- ❑ *Honor Roll*..... 165
- ❑ *Lettermen* 166-167
- ❑ *Coaching Records* 168

Husker History

THE HISTORY OF NEBRASKA BASKETBALL

By Mike Babcock

As near as anyone can determine, the University of Nebraska was first represented by a men's basketball team on Feb. 2, 1897, just six years after Dr. James A. Naismith invented the game in Springfield, Mass.

A team from the Lincoln YMCA was the opponent, and NU posted an 11-8 victory at Grant Hall, the home of the Huskers until the Coliseum opened in 1926.

The two teams played again at Grant Hall three weeks later with a similar result, as Nebraska scored a 23-14 victory.

This time, however, Nebraska had to rally. The *Hesperian*, a student newspaper, reported, "At the end of the first half the score stood 9 to 6 in favor of the visitors but during the second half our boys took a brace and some excellent work was done."

Such was the modest beginning of a program that has probably enjoyed its greatest success over the last four seasons, with an 85-39 record, four-straight NCAA Tournament bids and its first-ever Phillips 66 Big Eight Tournament title in 1994.

NU doubled its schedule in 1898, losing twice to the Lincoln YMCA and splitting two games with the Omaha YMCA.

A 16-12 loss against the Omaha YMCA provided evidence as to why Nebraska finished 1-3 that winter.

According to The *Hesperian* account, "The great difficulty of the University team was mere recklessness. Our boys have been playing with a loose interpretation in regard to fouls. The Omaha boys, on the other hand, have been playing under the strictest possible interpretation of the rules. The officials were strict and of course the resulting advantage was in favor of Omaha."

Then as now, overly aggressive play had its drawbacks.

Nebraska played teams from other universities for the first time in 1899, winning two games against Nebraska Wesleyan and one against Doane en route to the unofficial state championship.

The next season, Nebraska played an out-of-state opponent for the first time, defeating the University of Kansas, 48-8, at Lincoln. That game still ranks as the worst loss ever for a Jayhawk team, and was the first for either school against a present-day NCAA Division I school and the first matching present-day Big Eight Conference institutions.

The Kansas team was coached by Dr. Naismith. Sombrero, the Nebraska student yearbook, wrote, "A closely contested game was looked for. The Jayhawkers were, however, completely outclassed, the

score being 48 to 8."


Based on the victory against Kansas and four other similarly decisive victories, "the basketball team for this year was undoubtedly superior to any in the west," the Sombrero concluded.

It would be several years before such a claim could be made again.

NU hired its first full-time basketball coach in 1911, E.O. "Jumbo" Stiehm, who also coached the football team.

Stiehm's first team won 14 of 15 games, its only loss coming at Minnesota, 40-15.

The student newspaper, The Daily Ne-



All-Big Seven center Bus Whitehead.

braskan, blamed the loss on NU's inability to adjust to the Gophers' "100-foot floor."

A Daily Nebraskan account of Nebraska's 29-28 season-ending victory against Kansas in Lincoln provides evidence that some fans behavior hasn't changed much over the years, "The game as a whole was entirely unsatisfactory, being marred by rough tactics of the visitors, incompetent work on the part of the referee and interruptions by the audience, which were in part justifiable."

Nebraska shared the Missouri Valley Conference championship with Kansas in 1912 and 1914, under Stiehm's leadership, then won its first outright conference title in 1916, after Sam Waugh replaced Stiehm as the Huskers' coach for one season.

In 1913, guard Sam Carrier became Nebraska's first All-America basketball player. He and Carl Underwood led the Huskers to 17 victories in 19 games. Underwood was the Missouri Valley Conference scoring leader with 66 points in 10 conference games.

Nebraska was 22-2 in 1919-20 and 11-3

in 1920-21 under Coach P.J. Schissler, but the remainder of the Roaring 1920s was, for the most part, undistinguished. Basketball was rough and tumble back then. There was a center jump after every basket and no requirement to cross mid-court in 10 seconds or less. The ball was a lot different, too, more like a medicine ball, which contributed to some dull games.

The most significant event during the 1920s was the building of the Coliseum, which was dedicated February 6, 1926. The Huskers dropped a 25-14 decision to Kansas in the first game at their new home, which was built at a cost of \$445,000 and seated 8,000 for basketball.

Prior to that, Nebraska played most of its home games in Grant Hall, which seated about a fourth as many fans and was located just to the north of where the Sheldon Art Gallery now stands.

Nebraska ended the decade with an 11-5 season under Charles T. Black, a former Kansas All-American, in 1928-29. In the next 19 seasons, the Huskers had just two winning records, back-to-back campaigns under Coach W.H. Browne in 1935-36 and 1936-37. The 1937 team tied Kansas for the Big Six championship, after finishing second to the Jayhawks in 1936.

The 1930s produced four more Cornhusker All-Americans—center Don Maclay in 1931, guard Steve Hokuf in 1933, guard George Wahlquist in 1936 and guard Robert Parsons in 1937. Maclay was the Big Six scoring leader in 1930, scoring 112 points in 10 league games.

Harry Good was hired as head coach in 1946, and after two losing seasons, turned Nebraska's fortunes around.

In 1948-49, Good's Huskers went 16-10, tied Oklahoma for the Big Seven regular-season championship and defeated the Sooners, 57-56, in a conference playoff to qualify for an NCAA playoff game.

The NCAA Tournament was structured differently then, and the Huskers needed to win that playoff to advance into the NCAA field. They lost to Oklahoma A&M, the Missouri Valley Conference champion, 52-35, at Kansas City, Mo. Coach Henry P. Iba's Aggies went on to finish second to Kentucky, coached by Adolph Rupp, in the NCAA Tournament.

In 1949-50, Nebraska again won 16 games and shared the Big Seven crown with Kansas and Kansas State. That marks the last time the conference had a three-way tie at the top.

"We were King in our day," Claude Retherford once told a newspaper reporter.

"They were firing football coaches left and right, but we packed 'em in. Oh, people

were interested in football, but basketball was **THE** game on the Nebraska campus when we played," he added.

Retherford earned All-Big Seven recognition in 1949 after leading the conference in scoring with a 12.4 average.

The Cornhuskers had another first-team All-Big Seven performer in 1949, Milton "Bus" Whitehead. The 6-foot-10 center from Scottsbluff, Neb., also earned all-conference honors in 1950 when he averaged a then school-record 15.7 points per game. Whitehead was named to the District V All-America team by Collier's Magazine.

Whitehead was also the first Cornhusker selected to play in the East-West All-Star game in New York City's Madison Square Garden. When he graduated, Whitehead held nine school scoring records.

Nebraska basketball experienced another drought beginning in 1950-51 with 15-straight losing seasons.

Despite playing for a team that finished last in the Big Seven in 1952, Husker guard Jim Buchanan earned All-America and all-conference honors. And even though the late Jerry Bush, dubbed the "Big Bear of the Coliseum," never produced a winning team in his nine seasons as head coach at Nebraska, his colorful personality and uncanny ability to fashion upsets kept Cornhusker fans entertained.

The most dramatic upset during Bush's tenure came on Feb. 22, 1958, against Kansas. The Jayhawks featured 7-foot center Wilt Chamberlain and were ranked fourth in the nation when they came to Lincoln. Earlier in the season, the Jayhawks had decked the Huskers, 102-46, at Lawrence.

The Cornhuskers scored a 43-41 victory when 5-9 guard Jim Kubacki hit a 15-foot jump shot with two seconds remaining.

But that's only part of the drama.

Kubacki, a senior from Toledo, Ohio, spent all but the final 6:53 of the game sitting on the bench in street clothes, forced there by a knee injury and the kind of fate from which legends are built.

When the Cornhuskers' Gary Reimers left the game with leg cramps, Kubacki convinced Bush to let him suit up. Four minutes and seven seconds later, Kubacki went into the game. Two minutes and 44 seconds after that, he hit the winning shot.

Bush also had the distinction of coaching the school's first 1,000-point career scorer, guard Herschell Turner. Turner earned All-Big Eight honors in 1960 and ended his career with 1,056 points.

Following the 1962-63 season, Bush was replaced as head coach by Joe Cipriano, who brought the nickname "Slippery Joe" and up-tempo basketball to the Coliseum. His teams pressed full-court and ran a fast-break offense, which led the Big Eight in scoring in 1966, 1967 and 1968.

Cipriano's first two teams had a com-

bined record of 17-33.

But his third team, in 1965-66, was one of the most successful in school history, finishing 20-5 and second to Kansas in the Big Eight. All-Big Eight guard Grant Simmons, the first Cornhusker to earn Academic All-Big Eight honors, was the team's leader.

The 1966-67 team finished 16-9 and made the school's first appearance in the 16-team National Invitation Tournament, played at New York City's Madison Square Garden. Guard Stu Lantz was a two-time All-Big Eight pick and led the Cornhuskers in scoring and rebounding in both 1966-67 and 1967-68.

Guard Marvin Stewart and center Chuck Jura earned All-Big Eight honors for Cipriano in 1971 and 1972, respectively. Guard Jerry Fort, who finished his career with a then-school record 1,882 points, was the first Nebraska player to be chosen first-team all-conference three times, from 1974 through 1976. With Fort's leadership, NU began a string of 14-straight winning seasons.

In the fall of 1976, Cornhusker basketball moved out of the Coliseum and into the state-of-the-art Bob Devaney Sports Center arena. Located on the State Fairgrounds, the \$13 million dollar athletic complex was financed by a special cigarette tax.

Cipriano coached Nebraska to another 20-win season in 1977-78. The Cornhuskers, led by All-Big Eight guard Brian Banks, finished with a 22-8 record and advanced to the second round of the NIT.

Despite failing health — a battle against cancer that he finally lost, Cipriano shared coaching duties with his assistant, Moe Iba in 1979-80, and took Nebraska to the NIT again. For their efforts, the duo shared United Press International Big Eight Coach-of-the-Year honors.

Cipriano brought Nebraska into the modern era, coaching 17 seasons and 450 games. His record was 253-197, and those 253 victories represent one-fourth of Nebraska's all-time total.

Following Cipriano's death, Iba was named head coach, and he continued Cip's winning ways. In Iba's six seasons on the bench, NU was 106-71, and advanced to postseason play four times.

Center Andre Smith was the 1981 Big Eight MVP and twice earned All-Big Eight honors. However, it was the late Jack Moore, a 5-10 playmaker from Muncie, Ind., that captured the hearts of Nebraska fans from 1980 through 1982. Moore earned All-Big Eight honors in 1982 when he won the Naismith Award, given annually to the nation's top player under six-feet tall. The first three-time academic All-Big Eight pick in NU history, Moore scored 1,204 points and hit .901 from the free-throw line during his career.

The cornerstone of Iba's teams from 1983

through 1986 was Omaha, Neb., native Dave Hoppen, a three-time All-Big Eight center and the first Nebraska basketball player to have his jersey number (42) retired by the school. In 1982-83, Hoppen's freshman season, the Cornhuskers were 22-10 and won three games in the NIT before losing to DePaul in the semifinals at Madison Square Garden.

The Cornhuskers returned to the NIT each of the next two seasons, advancing to the second round both times.

Hoppen's college career, though, was ended by a knee injury he sustained in a game at Colorado, Feb. 1, 1986. He finished his career as the school's all-time scoring leader with 2,167 points and broke or tied 19 school records during his four-year stay. After Hoppen's injury, Iba's team regrouped and went on to earn the school's first-ever "official" NCAA Tournament berth. NU lost to Western Kentucky in the first round of the Southeast Regional, 67-59, and following the game, Iba announced his resignation.

On March 27, 1986, Danny Nee was officially introduced as Nebraska's 24th basketball coach. During a news conference to announce his hiring, Nee said a "new era" in Cornhusker basketball was beginning.

"I understand I have to win, but I believe we have to play a style people will come to see. Basketball was made to be played up and down the floor. I think the people will enjoy it."

Nee's eight teams have appeared in postseason play six times, and have topped the 20-win mark four times. In Nee's rookie season, NU was 21-12 and finished third in the NIT, then after a 13-18 season in year two, got back over the .500 mark with a 17-16 record in 1989 and advanced to the second-round of the NIT.

After missing the school record for losses by one in 1990 (10-18), a year later, Nebraska won a school-record 26 games (against eight losses), advanced to the NCAA Tournament, losing to Xavier, 89-85, in the first round at Minneapolis, Minn., and played in the Big Eight Tournament title game for the first time ever.

Since the record-setting 1990-91 campaign, the Huskers have made three more NCAA Tournament appearances and reached the 20-win mark in 1992-93 and 1993-94.

In addition to reaching the NCAA Tournament for a fourth straight season and recording back-to-back 20-win campaigns for the first time ever, Nee's 1993-94 team made history by winning the school's first Phillips 66 Big Eight Tournament title. The Huskers knocked off Oklahoma, Missouri and Oklahoma State to claim the title.

NEBRASKA'S 1,000-POINT CLUB

1. Dave Hoppen, C, Omaha, Neb. (Benson)



Three-time All-Big Eight center Dave Hoppen finished his career as Nebraska's all-time leading scorer with 2,167 points. Hoppen, whose four-year collegiate career was cut short by a knee injury in a game at Colorado, Feb. 1, 1986, broke or tied 19 Nebraska records and five Big Eight marks during his standout career. A native of Omaha, Neb., Hoppen was the first player in Husker basketball history to have his jersey (42) retired. Originally drafted by the National Basketball Association's Atlanta Hawks in the third-round of the 1986 draft, he played with both Charlotte and Philadelphia, in addition to a stint in the CBA.

HOPPEN'S CAREER STATISTICS

Season	G-GS	FG-FGA	Pct.	FT-FTA	Pct.	Reb.-Avg.	TP-Avg.
1982-83	32-32	163-311	.524	119-159	.784	161-5.0	445-13.9
1983-84	30-30	220-367	.599	158-208	.760	207-6.9	598-19.9
1984-85	30-30	270-418	.646	164-210	.781	258-8.6	704-23.5
1985-86	19-19	151-245	.616	118-147	.803	147-7.7	420-22.1
Totals	111-111	804-1,341	.600	559-724	.772	773-7.0	2,167-19.5

2. Eric Piatkowski, G/F, Rapid City, S.D. (Stevens)



One of only two players in school history to play on four-straight NCAA Tournament teams, Eric Piatkowski finished his career as the second-leading scorer in school history with 1,934 points. The Most Valuable Player in the 1994 Phillips 66 Big Eight Tournament, Piatkowski had a school and tournament-record 42 point outburst in Nebraska's first-round victory over Oklahoma. A two-time first-team All-Big Eight pick, Piatkowski averaged 21.5 points in his final season as a Husker, and became the first player in school history to score 1,900 points (1,934), grab 600 rebounds (669) and dish out 300 assists (322). A first-round draft pick of the NBA's Indianapolis Pacers, Piatkowski's draft rights were then traded to the Los Angeles Clippers

PIATKOWSKI'S CAREER STATISTICS

Season	G-GS	FG-FGA	Pct.	3FG-Att.	Pct.	FT-FTA	Pct.	Reb.-Avg.	TP-Avg.
1990-91	34-1	128-275	.465	44-127	.346	72-86	.837	125-3.7	372-10.9
1991-92	29-28	144-338	.426	47-136	.346	79-109	.725	184-6.3	414-14.3
1992-93	30-30	178-367	.485	48-129	.372	98-129	.760	171-5.7	502-16.7
1993-94	30-30	226-456	.496	63-172	.366	131-165	.794	189-6.3	646-21.5
Totals	123-89	676-1,436	.471	202-564	.358	380-489	.777	669-5.4	1,934-15.7

3. Jerry Fort, G, Chicago, Ill. (Franciscan)



The first Husker basketball player to earn All-Big Eight honors for three-straight seasons, Jerry Fort finished his career with 1,182 points—a record that stood for nine seasons, until Dave Hoppen broke it, Dec. 15, 1985. Fort, was a third-round draft pick of the Boston Celtics following his senior season. He scored a then-school-record 40 points against Missouri as a junior. Fort was inducted into the Nebraska Basketball Hall of Fame in 1991.

FORT'S CAREER STATISTICS

Season	G-GS	FG-FGA	Pct.	FT-FTA	Pct.	Reb.-Avg.	TP-Avg.
1972-73	26-18	151-349	.433	74-104	.712	106-4.0	376-14.5
1973-74	26-26	207-484	.428	54-88	.614	110-4.2	468-18.0
1974-75	26-26	218-508	.429	89-138	.645	91-3.5	525-20.2
1975-76	27-27	201-452	.445	111-156	.712	87-3.2	513-19.0
Totals	105-97	777-1,793	.433	328-486	.675	394-3.8	1,882-17.9

4. Andre Smith, C/F, Chicago, Ill. (Kennedy)



Andre Smith closed his brilliant four-year career in 1980-81 when he led the Big Eight Conference in scoring with a 19.5 average in league games only. Smith was named the league's player-of-the-year for his efforts—the last time a Husker cager earned the honor, and was a two-time all-conference selection. He scored 1,717 points and grabbed 753 rebounds during his career and was chosen in the seventh round of the 1981 NBA Draft by the Cleveland Cavaliers. He was inducted into the Nebraska Basketball Hall of Fame in 1994.

SMITH'S CAREER STATISTICS

Season	G-GS	FG-FGA	Pct.	FT-FTA	Pct.	Reb.-Avg.	TP-Avg.
1977-78	30-2	105-190	.533	68-111	.613	144-4.8	278-9.3
1978-79	27-27	146-256	.570	72-110	.655	186-6.9	364-13.5
1979-80	31-31	237-388	.610	126-189	.670	251-8.1	600-19.4
1980-81	26-26	185-314	.589	105-152	.691	172-6.6	475-18.3
Totals	114-86	673-1,148	.586	371-562	.660	753-6.6	1,717-15.1

5. Rich King, C, Omaha, Neb. (Burke)



The tallest player in Nebraska history at 7-2, Rich King finished his career with 1,475 points, and school records for blocked shots, 183, and games played, 124. King had a big hand in the Huskers' record-breaking 26-8, 1990-91 campaign, as he led the team in scoring (15.5 ppg) and rebounding (8.1 rpg) en route to honorable-mention All-America honors from both AP and UPI. King, who was a first-round draft pick by the Seattle SuperSonics in the 1991 NBA Draft, tied Jerry Fort's then-school single-game scoring record with a 40-point outburst against Northern Illinois, Feb. 18, 1991.

KING'S CAREER STATISTICS

Season	G-GS	FG-FGA	Pct.	3FG-Att.	Pct.	FT-FTA	Pct.	Reb.-Avg.	TP-Avg.
1987-88	29-5	56-108	.519	0-0	---	24-34	.706	84-2.9	136-4.7
1988-89	33-22	136-235	.579	0-0	---	91-139	.655	195-5.9	363-11.0
1989-90	28-21	170-305	.557	0-0	---	110-158	.696	208-7.4	450-16.1
1990-91	34-27	202-352	.574	2-5	.400	120-179	.670	274-8.1	526-15.5
Totals	124-75	564-1,000	.564	2-5	.400	345-510	.676	761-6.1	1,475-11.9

6. Carl McPipe, C, Hammond, Ind. (Technical)



One-half of the "Hammond Hustlers"—Brian Banks was the other-'Pipe' and 'BB' provided Nebraska with a great four-year, one-two punch. McPipe, a three-year starter, finished his career with 1,300 points. As a junior, McPipe earned USBWA District V honors and was one of 12 starters designated as an All-American by the Citizens Savings Athletic Foundation. In his final year in a Husker uniform, Banks was a repeat pick on the USBWA team and a fifth-round draft selection of the Philadelphia 76ers.

MCPiPE'S CAREER STATISTICS

Season	G-GS	FG-FGA	Pct.	FT-FTA	Pct.	Reb.-Avg.	TP-Avg.
1975-76	20-1	25-67	.373	16-22	.727	58-2.9	66-3.3
1976-77	29-29	183-376	.487	74-108	.685	241-8.3	440-15.2
1977-78	29-29	190-357	.532	65-97	.670	228-7.9	445-15.3
1978-79	26-26	148-326	.454	53-90	.589	196-7.5	349-13.4
Totals	104-85	546-1,126	.485	208-317	.656	723-7.0	1,300-12.5

7. Tom Baack, F, Fort Wayne, Ind. (Concordia)



Tom Baack finished his career with 1,299 points, a figure that stood as the school record until guard Jerry Fort came along 10 years. Baack played on three-straight winning Nebraska teams from 1965 through 1968, and helped the Huskers to an NIT appearance in 1966-67—the school's first-ever bid to the nation's oldest postseason tournament. Known for his satin-smooth jump shot, Baack served as an assistant coach at Nebraska for eight seasons, and his 17.3 per-game average for his career ranks third behind Dave Hoppen and Fort. Baack was selected in the 10th round of the 1968 NBA Draft by the Detroit Pistons.

BAACK'S CAREER STATISTICS

Season	G	FG-FGA	Pct.	FT-FTA	Pct.	Reb.-Avg.	TP-Avg.
1965-66	25	147-325	.452	92-108	.852	106-4.2	386-15.4
1966-67	25	188-401	.469	73-90	.811	152-6.1	449-18.0
1967-68	25	191-412	.466	82-99	.828	134-5.4	464-18.6
Totals	75	526-1,138	.462	247-297	.832	392-5.2	1,299-17.3

8. Stuart Lantz, G, Uniontown, Pa.



Stuart Lantz teamed with Tom Baack to give Nebraska a potent one-two offensive punch. Lantz finished his career with 1,269 points and 571 rebounds. A two-time All-Big Eight pick, Lantz went on to play eight seasons in the NBA with four teams (San Diego/Houston Rockets, Detroit Pistons, New Orleans Jazz, Los Angeles Lakers). A charter member of the Nebraska Basketball Hall of Fame, Lantz had his jersey retired in the fall of 1989.

LANTZ'S CAREER STATISTICS

Season	G	FG-FGA	Pct.	FT-FTA	Pct.	Reb.-Avg.	TP-Avg.
1965-66	25	125-290	.431	56-85	.659	199-8.0	306-12.2
1966-67	25	190-368	.516	101-129	.783	193-7.7	481-19.2
1967-68	25	173-349	.495	136-181	.757	179-7.2	482-19.2
Totals	75	488-1,007	.485	293-395	.742	571-7.6	1,269-16.9

9. Chuck Jura, Center, Schuyler, Neb.




One of the top all-around centers in Nebraska history, Chuck Jura's 1,255 points rank ninth on the school's all-time list, and trail Stuart Lantz's career total by 14 points. Jura earned All-Big Eight honors as a senior and was an academic All-Big Eight choice, too. One of only five players in school history to average more than 20 points in a season (21.2), Jura ranks fifth on the all-time rebounding chart (740) and his 305 rebounds in his final season still stand as the NU single-season record. Like Lantz, Jura was a charter member of the Nebraska Basketball Hall of Fame. A third-round NBA draft pick by the Chicago Bulls, Jura played professional basketball in Europe for several seasons.

JURA'S CAREER STATISTICS

Season	G	FG-FGA	Pct.	FT-FTA	Pct.	Reb.-Avg.	TP-Avg.
1969-70	25	99-205	.483	51-86	.593	192-7.7	249-9.9
1970-71	26	181-306	.592	93-160	.594	243-9.3	455-17.5
1971-72	26	220-399	.551	111-181	.613	305-11.7	551-21.2
Totals	77	500-910	.549	255-427	.597	740-9.6	1,255-16.3

10. Jack Moore, Guard, Muncie, Ind. (Central)

Jack Moore will long be remembered by Husker faithful for his gutty play on the basketball court. He was honored with the 1982 Naismith Award, which is presented annually to the nation's top player under six-feet tall. During his four-year career, Moore



Brian Banks was a first-team All-Big Eight selection from Hammond, Ind.

scored 1,204 points, and shot .901 from the free-throw line—the second-best career mark in NCAA Division I history. Moore's .901 free-throw percentage broke the Big Eight record for career marksmanship, which had been held by his coach, Moe Iba. A consensus All-Big Eight selection as a senior, Moore was the first Husker cager to earn first-team academic All-Big Eight honors for three-straight seasons and his 382 career assists stand second on NU's all-time chart. Nebraska's MVP Award is named in honor of Moore, who was killed in a March, 1984 plane crash. Moore was inducted into the Nebraska Basketball Hall of Fame in 1993.

MOORE'S CAREER STATISTICS

Season	G-GS	FG-FGA	Pct.	FT-FTA	Pct.	Reb.-Avg.	TP-Avg.
1978-79	20-0	21-61	.344	21-25	.840	19-1.0	63-3.2
1979-80	31-30	137-291	.471	184-211	.872	53-1.7	458-14.8
1980-81	27-27	111-221	.502	118-128	.922	54-2.0	340-12.6
1981-82	27-27	110-257	.428	123-131	.939	58-2.1	343-12.7
Totals	105-84	379-830	.457	446-495	.901	184-1.8	1,204-11.5

11. Brian Carr, G, Muncie, Ind. (Burriss)



Brian Carr is the only player in Nebraska history and one of just five in Big Eight Conference history to score 1,000 points and collect over 600 assists in a career. Carr, who finished his four-year career with 14 Nebraska school records, scored 1,182 points and collected 682 assists. The 682 assists rank as the second-best total in Big Eight history, only two off the record of 684 held by former Kansas guard Cedric Hunter. A second-team All-Big Eight selection as a senior (UPI), Carr was a two-time first-team academic All-Big Eight performer.

CARR'S CAREER STATISTICS

Season	G-GS	FG-FGA	Pct.	3FG-Att.	Pct.	FT-FTA	Pct.	Reb.-Avg.	TP-Avg.
1983-84	30-0	59-114	.518	---	.000	19-32	.594	22-0.7	137-4.6
1984-85	30-30	118-210	.562	---	.000	48-58	.828	58-1.9	284-9.5
1985-86	30-30	139-293	.464	---	.000	79-93	.849	51-1.7	357-11.9
1986-87	33-33	131-325	.403	58-157	.369	84-104	.808	47-1.4	404-12.2
Totals	123-93	447-942	.475	58-157	.369	230-287	.801	178-1.4	1,182-9.6

12. Brian Banks, G, Hammond, Ind.



The other half of the "Hammond Hustlers," Brian Banks was a three-year starter at guard for the Huskers from 1976-77 through 1978-79. His best season was as junior in 1977-78, when he averaged 14 points and helped NU to a 22-8 record and an NIT bid. For his efforts, Banks earned first-team All-Big Eight honors.

BANKS' CAREER STATISTICS

Season	G-GS	FG-FGA	Pct.	FT-FTA	Pct.	Reb.-Avg.	TP-Avg.
1975-76	27-1	42-93	.452	38-49	.776	33-1.2	122-4.5
1976-77	29-29	160-330	.485	66-100	.660	73-2.5	386-13.3
1977-78	30-30	173-351	.493	73-103	.709	84-2.8	419-14.0
1978-79	24-23	96-212	.453	31-46	.674	66-2.8	223-9.3
Totals	110-83	471-986	.478	208-298	.698	256-2.3	1,150-10.5

13. Marvin Stewart, G, Chicago, Ill. (Dunbar)



Marvin Stewart finished his three-year career with 1,138 points, and is remembered by Husker fans as one of the finest fast-breaking guards in school history. In his senior season, Stewart averaged 21.4 points, the third-best season average in school history, and earned first-team All-Big Eight honors. Stewart owns the distinction of being the only 1,000-point club member to top the mark in fewer than 70 games, as he appeared in 66. Stewart was a second-round draft selection of the NBA's Chicago Bulls in 1971. He was inducted into the Nebraska Basketball Hall of Fame in 1994.

STEWART'S CAREER STATISTICS

Season	G	FG-FGA	Pct.	FT-FTA	Pct.	Reb.-Avg.	TP-Avg.
1968-69	26	137-321	.426	107-150	.713	66-2.5	381-14.6
1969-70	14	83-174	.477	35-56	.625	28-2.0	201-14.4
1970-71	26	215-426	.505	126-153	.824	54-2.1	556-21.4
Totals	66	435-921	.472	268-359	.747	148-2.2	1,138-17.2

14. Clifford Scales, G, Maywood, Ill. (Westchester St. Joseph)



A steady player throughout his four-year Nebraska career, Clifford Scales tallied 1,136 points from 1988 through 1991. An honorable-mention All-Big Eight pick as a senior and a member of UPI's All-Big Eight Defensive team, Scales' 177 career steals rank as the most ever by a Cornhusker cager. One of five double-figure scorers on the 1990-91 NU team at 10.2 points per game, Scales hit a school-record 45.6 percent from 3-point range as a senior. He co-captained the Huskers' record-setting 26-8, 1990-91 squad.

SCALES' CAREER STATISTICS

Season	G-GS	FG-FGA	Pct.	3FG-Att.	Pct.	FT-FTA	Pct.	Reb.-Avg.	TP-Avg.
1987-88	31-5	71-139	.511	3-10	.300	25-35	.714	41-1.3	170-5.5
1988-89	32-27	122-253	.482	6-19	.316	52-77	.675	91-2.8	302-9.4
1989-90	26-26	112-219	.511	10-24	.417	84-100	.840	93-3.6	318-12.2
1990-91	34-34	136-291	.467	26-57	.456	48-60	.800	110-3.2	346-10.2
Totals	123-96	441-901	.489	45-110	.409	209-272	.768	335-2.7	1,136-9.2

15. Carl Hayes, F, Chicago, Ill.



(Westchester St. Joseph)

An exciting player in the open court, Carl Hayes finished his three-year Nebraska career with 1,136 points, which ranks 15th on NU's all-time chart along with former high school and college teammate Clifford Scales. A two-time honorable-mention All-Big Eight performer, Hayes was a starter on NU teams that earned back-to-back NCAA Tournament bids in 1991 and 1992.

HAYES' CAREER STATISTICS

Season	G-GS	FG-FGA	Pct.	3FG-Att.	Pct.	FT-FTA	Pct.	Reb.-Avg.	TP-Avg.
1989-90	28-19	121-261	.464	5-16	.313	92-132	.697	138-4.9	339-12.1
1990-91	34-28	192-390	.492	1-12	.600	75-125	.600	179-5.3	460-13.5
1991-92	28-16	126-294	.429	31-84	.369	54-103	.524	155-5.5	337-12.0
Totals	90-63	439-945	.465	37-112	.330	221-360	.614	472-5.2	1,136-12.6

16. Herschell Turner, G, Indianapolis, Ind. (Shortbridge)



The first Husker cager to top the 1,000-point mark, Herschell Turner finished his career with 1,056 points. Turner teamed with Al Maxey to provide a strong offensive punch for Coach Jerry Bush's teams in the late 1950s. A first-team All-Big Eight selection as a senior, Turner was a strong rebounder and held NU's single-season rebounding record for 10 seasons (244), until Leroy Chalk grabbed 257 rebounds in 1969. Turner finished his three-year career with 626 rebounds, which ranks eighth on NU's all-time chart, and was a sixth-round draft choice of the NBA's Syracuse Nationals. He was inducted into the Nebraska Basketball Hall of Fame in 1990.

TURNER'S CAREER STATISTICS

Season	G	FG-FGA	Pct.	FT-FTA	Pct.	Reb.-Avg.	TP-Avg.
1957-58	23	82-211	.389	82-136	.603	189-8.2	246-10.7
1958-59	25	146-361	.404	136-183	.743	244-9.8	428-17.1
1959-60	24	143-326	.439	96-155	.619	193-8.0	382-15.9
Totals	72	371-898	.413	314-474	.662	626-8.7	1,056-14.7


CORNHUSKER 30-POINT CLUB

Points	Player	Opponent	NU Result
42	Eric Piatkowski	***Oklahoma, March 11, 1994	W, 105-88
40	Jerry Fort	Missouri, Feb. 22, 1975	W, 80-77
	Rich King	Northern Illinois, Feb. 18, 1991	W, 82-73
38	Tom Russell	Kansas, Feb. 21, 1962	L, 73-70
35	Herschell Turner	*Missouri, Dec. 30, 1959	W, 78-67
	Dave Hoppen	Southern Colorado, Nov. 29, 1984	W, 89-67
	Eric Piatkowski	Texas, Nov. 28, 1993	L, 78-75
34	Bill Johnson	Missouri, Jan. 18, 1954	W, 80-72
	Chuck Jura	at Oklahoma State, Jan. 26, 1972	W, 64-63
	Jerry Fort	at Kansas State, Jan. 17, 1976	W, 65-59
	Andre Smith	Eastern Washington, Dec. 3, 1979	W, 82-68
33	Fred Hare	at Texas, Dec. 18, 1964	L, 77-73
	Tom Baack	**Marshall, March 13, 1967	L, 119-88
	Marvin Stewart	Nevada-Reno, Dec. 14, 1970	W, 116-71
	Chuck Jura	Kansas, Feb. 19, 1972	W, 99-78
	Jerry Fort	Missouri, Feb. 16, 1974	W, 88-87 (OT)
	Andre Smith	Alabama-Birmingham, Dec. 22, 1979	W, 92-84 (4OT)
	Andre Smith	Wisconsin-Oshkosh, Jan. 4, 1980	W, 96-72
	Dave Hoppen	***California-Irvine, Dec. 28, 1984	W, 73-67
	Dave Hoppen	at Oklahoma State, Jan. 19, 1985	L, 68-66
	Eric Piatkowski	Kansas, Feb. 23, 1994	W, 96-87
32	Marvin Stewart	Iowa State, Feb. 15, 1969	L, 75-74 (OT)
	Marvin Stewart	Iowa State, Jan. 16, 1971	W, 84-62
	Jerry Fort	Oklahoma, Feb. 12, 1975	L, 65-57 (OT)
	Dave Hoppen	at Colorado State, Jan. 12, 1985	W, 88-78 (2OT)
	Dave Hoppen	at Oklahoma, Feb. 6, 1985	L, 83-74
	Dave Hoppen	at Montana State, Dec. 14, 1985	W, 76-59
	Eric Piatkowski	Oklahoma State, March 2, 1994	W, 89-81
31	Herschell Turner	at Missouri, March 2, 1959	W, 81-79
	Harold Cebrun	Wyoming, Dec. 2, 1963	W, 79-72
	Jerry Fort	*Oklahoma State, Dec. 28, 1973	W, 69-62
	Eric Johnson	Creighton, Nov. 26, 1988	W, 86-77
	Rich King	Harvard, Dec. 1, 1989	W, 117-79
30	Don Weber	*Kansas State, Dec. 28, 1953	W, 78-74
	Herschell Turner	*Oklahoma State, Dec. 27, 1958	W, 55-48
	Herschell Turner	Detroit, Jan. 31, 1959	W, 91-77
	Charlie Jones	at Texas Tech, Dec. 1, 1962	W, 68-66
	Marvin Stewart	at Missouri, Feb. 27, 1971	L, 77-65
	Lee Harris	Texas Christian, Dec. 11, 1972	W, 72-58
	Andre Smith	**Michigan, March 6, 1980	L, 76-69
	Dave Hoppen	South Dakota, Dec. 1, 1984	W, 101-69
	Eric Johnson	Michigan State, Nov. 30, 1989	L, 77-75
	Dapreis Owens	Eastern Washington, Dec. 21, 1991	W, 102-67

*Big Eight Holiday Tournament; **National Invitation Tournament; ***Cable Car Classic; ****Phillips 66 Big Eight Tournament.

NU'S 30-POINT PERFORMANCES BY PLAYER (18 PLAYERS, 43 GAMES)

1. Dave Hoppen (1992-86)	7	Tom Russell (1961-62)	1
2. Jerry Fort (1973-76)	5	Don Weber (1952-54)	1
3. Andre Smith (1978-81)	4		
Marvin Stewart (1969-71)	4	Total 30-Point Scoring Games: 43	
Herschell Turner (1958-60)	4		
Eric Piatkowski (1991-94)	4	NU is 32-11 in games when it has had a	
7. Eric Johnson (1988-89)	2	player score 30 or more points.	
Chuck Jura (1970-72)	2		
Rich King (1988-91)	2		
10. Tom Baack (1966-68)	1		
Harold Cebrun (1964)	1		
Fred Hare (1965-66)	1		
Lee Harris (1972)	1		
Bill Johnson (1952-54)	1		
Charlie Jones (1962-64)	1		
Dapreis Owens (1989-91)	1		



NU BASKETBALL HALL OF FAME TO HONOR FIVE

The seventh class of the Nebraska Basketball Hall of Fame will be honored at halftime of the Feb. 25, 1995, Colorado game. An alumni basketball game will be held prior to the Husker-Buffalo battle, and the new inductees and alumni game participants will be honored at a postgame reception.

Carl Olson, who lettered in 1928 and 1929, is one of four players being honored. He graduated from the University of Nebraska and went on to found Olson Construction Company. Now retired, Olson lives in Lincoln.

A three-year letterwinner from 1939 through 1941, **Don Fitz** is also being inducted this season. Fitz earned first-team All-Big Six honors as a guard in 1941. His backcourt runningmate, Sid Held, was inducted in 1992. Fitz currently resides in Boulder, Colo.

A standout guard in the late-1950s, **Al Maxey** was a two-year standout guard for Coach Jerry Bush's Huskers in 1959 and 1960. A junior college transfer from Indianapolis, Ind., Maxey averaged 15.3 points and 7.0 rebounds as a junior, then came back to average 12.2 points and 7.2 rebounds as a senior. He ranks 42nd on NU's all-time scoring list. Maxey, who served on the Lincoln Police force for several years,

resides in Lincoln and works at Lincoln High.

The fourth member of this year's class is **Tom Baack**, who played on three straight winning Nebraska teams from 1965 through 1968. He finished his career with 1,299 points, a figure that stood as the school record until Jerry Fort came along some 10 years later. Known for his satinsmooth jump shot, Baack served as an assistant basketball coach for eight seasons, and his 17.3 career scoring average ranks third behind Dave Hoppen and Fort. Baack, a native of Fort Wayne, Ind., was selected in the 10th round of the 1968 NBA Draft by the Detroit Pistons.

In addition, **Jerry Lott**, who retired in March, 1994, after serving as the operational superintendent at the Bob Devaney Sports Center since its opening in 1976, will receive the Hall of Fame's Special Merit Award.

The Nebraska Basketball Hall of Fame was the brainchild of longtime Cornhusker athletic supporter Jerry Solomon, who first approached the University about the project in the fall of 1988. Financial support for the Hall of Fame was also provided by Jack Bock, Dale Herman and Dale Jensen.

The Hall is co-sponsored by the NU Athletic Department and the Rebounders Club.

HALL OF FAME MEMBERS

1989 (11)--James Buchanan, 1950-51-52; Sam Carrier, 1911-12-13; Steve Hokuf, 1930-31-33; Chuck Jura, 1970-71-72; Stuart Lantz, 1966-67-68; Don Maclay, 1929-30-31; Robert Parsons, 1936-37-38; Claude Retherford, 1947-48-49; Mathias "Mutt" Volz, 1923-24-25; George Wahlquist, 1933-35-36; Coach Harry Good, 1947-54.

1990 (3)---Herschell Turner, 1958-59-60; Milton "Bus" Whitehead, 1948-49-50; Coach Joe Cipriano, 1964-80.

1991 (3)---Leroy Chalk, 1969-70-71; Jerry Fort, 1973-74-75-76; Coach Jerry Bush, 1955-63.

1992 (4)---Sid Held, 1940-41-42; Rex Ekwall, 1955-56-57; Marvin Stewart, 1969-70-71; Coach W.H. Browne, 1933-40.

1993 (3)---Bob Pierce, 1949-50-51; Grant Simmons, 1964-65-66; Jack Moore, 1979-80-81-82.

1994 (4)---Bob Cerv, 1947-48-49-50; Tom Russell, 1961-62; Nate Branch, 1965-66-67; Andre Smith, 1978-79-80-81.




Tom Baack (left) scored 1,299 points in his three-year career, a mark that stood as NU's record for 10 seasons. He's joined by two-time first-team All-Big Eight performer Stu Lantz.

1995 (4)--Carl Olson, 1928-29; Don Fitz, 1939-40-41; Al Maxey, 1959-60; Tom Baack, 1966-67-68.

SPECIAL MERIT AWARD

1989—Ed Childress and Bud Cuca, Lincoln; **1990**—Paul Schneider, Lincoln; **1991**—Bob Devaney, Lincoln; **1992**—Don Bryant, Lincoln; **1993**—Tony Sharpe, Lincoln; **1994**—George Sullivan, Lincoln; **1995**--Jerry Lott, Lincoln.



Al Maxey scored 677 points in his two-year NU career, a mark that ranks 42nd in school history.

HUSKER BASKETBALL HONOR ROLL

ALL-AMERICANS (8)

1913---Sam Carrier, Guard
1931---Don Maclay, Center
1933---Steve Hokuf, Guard
1936---George Wahlquist, Guard
1937---Robert Parsons, Guard
1952---James Buchanan, Guard
1978---Carl McPipe, Center
1986---Dave Hoppen, Center

ACADEMIC ALL-AMERICANS (4)

1981---Jack Moore, second-team, Guard
1984---John Matzke, second-team, Forward
1989---Beau Reid, third-team, Forward
1991---Beau Reid, third-team, Forward

ACADEMIC ALL-BIG EIGHT (24)

1966---Grant Simmons, Guard
1972---Chuck Jura, Center
1974---Tom Novak, Guard
1975---Larry Cox, Forward/Center
1976---Larry Cox, Forward/Center
1978---Curt Hedberg, Forward
1979---Curt Hedberg, Forward
1980---Jack Moore, Guard
1981---Jack Moore, Guard
1982---Jack Moore, Guard
1984---John Matzke, Forward
1985---John Matzke, Forward
Dave Hoppen, Center
1986---John Matzke, Forward
Brian Carr, Guard
1987---Brian Carr, Guard
Bill Jackman, Forward
1988---Henry T. Buchanan, Guard
1989---Beau Reid, Forward
1990---Rich King, Center
1991---Beau Reid, Forward
1992---Bruce Chubick, Forward
1993---Bruce Chubick, Forward
1994---Bruce Chubick, Forward

No team selected from 1967 through 1971.

ALL-CONFERENCE HUSKERS (40)

(First-Team Only)

Missouri Valley (10)
1909---W.W. Walsh, Forward
1910---H.O. Perry, Forward
1911---J.P. Gibson, Forward;
O.A. Frank, Guard
1913---Ross Haskell, Forward;
Sam Carrier, Guard
1919---Carl Jackson, Forward
1925---Orr Goodson, Center;
Mathias "Mutt" Volz, Guard
1927---Clark Smaha, Forward

Big Six (8)

1930---Don Maclay, Center
1931---Steve Hokuf, Guard
1933---Steve Hokuf, Guard
1936---George Wahlquist, Forward

1937---Robert Parsons, Guard
1938---Robert Parsons, Guard
1941---Sid Held, Guard;
Don Fitz, Guard

Big Seven (4)

1949---Claude Retherford, Guard
Milton "Bus" Whitehead, Forward
1950---Milton "Bus" Whitehead, Forward
1952---James Buchanan, Guard

Big Eight (18)

1960---Herschell Turner, Guard
1966---Grant Simmons, Guard
1967---Stuart Lantz, Guard
1968---Stuart Lantz, Guard
1971---Marvin Stewart, Guard
1972---Chuck Jura, Center
1974---Jerry Fort, Guard
1975---Jerry Fort, Guard
1976---Jerry Fort, Guard
1978---Brian Banks, Guard
1980---Andre Smith, Center
1981---Andre Smith, Center
1982---Jack Moore, Guard
1984---Dave Hoppen, Center
1985---Dave Hoppen, Center
1986---Dave Hoppen, Center
1993---Eric Piatkowski, Guard
1994---Eric Piatkowski, Guard

BIG EIGHT COACH-OF-THE-YEAR (6)

1966---Joe Cipriano (AP)
1978---Joe Cipriano (UPI)
1980---Moe Iba (AP/UPI)
Joe Cipriano (UPI)
1981---Moe Iba (UPI)
1991---Danny Nee (AP/UPI)

BIG EIGHT PLAYER-OF-THE-YEAR

1981---Andre Smith (AP/UPI)

BIG EIGHT FRESHMAN-OF-THE-YEAR

1993---Erick Strickland (AP/Big 8 Coaches)

WORLD UNIVERSITY GAMES (2)

1985---Dave Hoppen, Center (Silver)
1993---Eric Piatkowski, Guard (Gold)

WORLD CHAMPIONSHIP (1)

1954---Bill Johnson, Forward (Gold)

U.S. OLYMPIC FESTIVAL (3)

1983---Dave Hoppen, Center (Bronze)
Moe Iba, Coach, North (Bronze)
1991---Eric Piatkowski, Guard (Gold)

Note: Piatkowski was named to 1991 U.S. Olympic Festival All-Tournament Team.

NABC ALL-STAR GAME (3)

1972---Chuck Jura, Center
1991---Rich King, Center
1994---Eric Piatkowski, Guard

POSTGRADUATE SCHOLARS (4)

NCAA (4)

1972---Al Nissen
1986---John Matzke
1987---Bill Jackman
1991---Beau Reid

Big Eight (1)

1976---Kent Reckeway

HUSKERS IN THE NBA DRAFT

The first NBA draft of collegiate players was held following the 1947-48 season, however, the league did not begin to keep records of team-by-team draft lists until 1952. Here is a list of Cornhusker players drafted by the NBA since 1949, with the round, if known, in ().

1949/Claude Retherford, St. Louis Bombers
1950/Bus Whitehead, Chicago Stag
1951/Bob Pierce, Indianapolis Olympians
1952/Jim Buchanan, Celtics
1954/Bill Johnson, Celtics
1960/Herschell Turner, Nationals (6th)
1966/Grant Simmons, Bullets
1967/Willie Campbell, SuperSonics (15th)
1968/Stuart Lantz, Rockets (3rd)
Tom Baack, Detroit Pistons (10th)
1970/Jim Brooks, Rockets (12th)
1971/Marvin Stewart, 76ers (2nd)
Leroy Chalk, Celtics (13th)
1972/Chuck Jura, Bulls (3rd)
1974/Brendy Lee, Hawks (10th)
1976/Jerry Fort, Celtics (3rd)
1979/Carl McPipe, 76ers (5th)
1981/Andre Smith, Cavaliers (7th)
1982/Jack Moore, K.C. Kings (9th)
1986/Dave Hoppen, Hawks (3rd)
1991/Rich King, SuperSonics (1st)
1994/Eric Piatkowski, Pacers (1st)

Note: Nate Branch was drafted by the American Basketball Association's Oakland franchise in 1967; Stuart Lantz was drafted by Oakland in 1968; Marvin Stewart was drafted by the New York Nets in 1971; and Chuck Jura was selected by the Utah Stars in 1972.

NEBRASKA BASKETBALL LETTERMEN, 1897-1994

Note: Lettermen lists are not available for 1894, 1895, 1897, 1904 and 1906. The year listed is for the year in which the season ended. For example 1918 represents the 1917-18 season.

Adkins, R.F., 1918

Akromis, Bernard, 1951
Amberson, A.B., 1910
Amen, Paul, 1936-37-38
Anderson, Chuck, 1980
Anderson, Kenneth, 1947-49
Anderson, R.D., 1899
Anderson, R.R., 1900
Anderson, W.E., 1899-1900
Andresen, Roy H., 1925-26-27
Antulov, Bob, 1964
Artman, Allan, 1942-43-44
Arwood, Jim, 1956-57-58

Baack, Tom, 1966-67-68

Babson, (no first name) 1901
Badgett, Terrance, 1993-94
Bailey, Russell, 1919-20-21
Bailous, Anthony, 1986-87
Baker, Howard, 1935-36-37
Banks, Brian, 1976-77-78-79
Bargen, Jed, 1988-89
Barger, Gerald, 1932
Barry, Donald, 1946
Barth, Phil, 1960
Beerle, Wilmer J., 1924-25-26
Beers, F.R., 1905
Bekins, Melvin, 1920-21
Belka, Robert, 1933
Bell, Dwight, 1907-08-09
Bell, Paul, 1905-07-08
Benedict, M., 1903
Berwald, Lance, 1980-81
Best, Tom, 1993-94
Black, Leo, 1924-25
Bloss, Dale, 1945
Boich, Arnold, 1955
Boone, Jaron, 1993-94
Bornschneggl, Larry, 1963
Boswell, Hubert, 1932-33
Bottorf, John, 1942-43
Bowers, Bill, 1960-61-62
Branch, Nate, 1965-66-67
Brooks, Jim, 1969
Brooks, Melvin, 1994
Brothers, Ralph, 1896
Brown, Burton, 1943
Brown, Darren, 1986
Brown, John, 1926-27-28
Brown, Joseph, 1946-47-48-50
Bryan, Tom, 1969-71
Buchanan, Demetrius, 1985
Buchanan, Henry T., 1987-88
Buchanan, James, 1950-51-52
Buel, Duane, 1954-55-56
Burke, A.G., 1896
Burrus, R.M., 1905-07-08
Buuck, A. Allen, 1960-61

Cahill, John, 1959

Caldwell, James, 1977
Campbell, H.W., 1916-17
Campbell, Willie, 1965-66-67
Carman, Frank, 1921-22
Carr, Brian, 1984-85-86-87
Carrier, S.C., 1911-12-13
Cassidy, Fred, 1943
Cauble, Ken, 1968-69-70
Cebrun, Harold, 1964
Cech, Henry, 1948-49-50
Cerv, Bob, 1947-48-49-50
Chalk, Leroy, 1969-70-71
Chambers, Phil, 1975
Chandler, Derrick, 1992-93
Christline, Cal, 1971-72-73
Chubick, Bruce, 1991-92-93-94
Cloudy, Stan, 1983-84
Coard, Eric, 1975-76-77
Coker, Fred, 1974
Collins, J.C., 1917
Collins, Ray, 1979-80-81-82
Conklin, Leonard, 1931
Cook, Theresa, 1946
Coppole, Leland, 1932-33-34
Cortelyou, S.V., 1899-1900-01-02
Coufal, Norman, 1955-56
Cox, Larry, 1974-75-76
Cox, Rodney, 1947-48-49
Cozier, Kenneth J., 1923-24
Cresswell, Chris, 1990-91-92
Cunningham, Bill, 1979
Curran, Sammy, 1980

Damm, Jim, 1966-67-68

Davey, G. Seldon, 1930-31
Davison, Charles Minot, 1931-32
Day, Bernard, 1986-87
Despot, Srebrenko, 1978
Dewitz, Rufus, 1924
Dock, Titus, 1984
Doebele, Dudley, 1956-57
Dohrmann, Elmer, 1936-37-38
Dolezal, Eric, 1989
Downing, Greg, 1980-81-82-83
Dworak, Thomas, 1944

Ebaugh, Floyd, 1936-37-38

Eckelman, Eric, 1979
Ekstrom, Fred, 1924-25-26
Ekwall, Rex, 1955-56-57
Eldridge, Bruce, 1918
Elliott, N.J., 1903
Elliott, Robert, 1937-38-39
Elliott, Thomas, 1926-27-28
Elson, Kenneth, 1942-43
Empkey, Frank, 1966-67
Enright, Mark, 1974
Erwin, Steve, 1973-74-75
Extrom, LeGrand, 1952

Fagler, Willard, 1952-53-54-55

Farmer, Tony, 1991
Ferguson, J.M., 1903
Fisher, Morris, 1929-30-31
Fitz, Don, 1939-40-41
Fitzgibbon, John, 1941-42-43
Fitzpatrick, Wilson, 1958
Flothow, Paul, 1917
Flynn, W.H., 1917
Fort, Jerry, 1973-74-75-76
Frank, O.A., 1911-12
Fredstrom, Paul, 1952-53

Galter, Morris, 1944

Gardner, Charles, 1916
Gardner, J., 1916
Gates, Bob, 1950
Gerelick, Philip, 1926-27
Gerhart, H., 1918
Gibson, J.P., 1911-12
Gillilan, Charles, 1919
Gilreath, Ivan, 1981
Glock, Jason, 1992-94
Goetze, Hartmann, 1940-41-42
Gohde, George, 1928
Good, Joseph, 1951-52-53
Goodson, Orr, 1924-25
Grace, Harvey, 1928-29-30
Gratopp, Bob, 1968-69-70
Graves, Allen, 1958
Gregory, Amos, 1993
Gregory, Tom, 1971-72
Gribble, George, 1942
Grimm, Lloyd, 1937-38-39
Grupe, Ivan, 1961-62-63
Gutleben, J.S., 1896

Hagensick, E.H., 1905

Hagensick, Ed, 1902
Hahn, Robert, 1945
Hale, Leland, 1935-36-37
Hanzlik, M., 1912-14
Hare, Fred, 1965-66
Hare, Jerry, 1954
Harris, Lee, 1972
Harris, Rickey, 1974-75-76-77
Harry, Robert, 1958-59-60
Hartley, Harold, 1921
Haskell, Ross, 1912-13-14
Hassler, Francis, 1943
Hawkins, Earl, 1913-14-15
Hay, John, 1940-41
Hayes, Carl, 1990-91-92
Hecox, Fred, 1945-46
Hedberg, Curt, 1975-77-78-79
Heinzelman, Robert, 1942-43
Held, Sidney, 1940-41-42
Henrion, Walter, 1932-33
Hester, Wayne, 1958-59-60
Hewitt, I.P., 1902-03

Hiltner, A.H., 1910-11-12

Hiltner, W., 1903
Hoar, J.W., 1903-05-07
Hoemann, Vic, 1945
Hoffman, J.F., 1991-92
Hokuf, Stephen, 1930-31-33
Holder, Allen, 1976-77
Hollins, Kenneth, 1944-45
Holm, Elmer, 1927-28-29
Hoppen, Dave, 1983-84-85-86
Howard, Terry, 1957
Howard, Warren, 1914
Hubka, Ernest, 1918
Huge, Jim, 1961-63
Hugg, Ed, 1914-15-16
Hughes, Brett, 1982-83
Hughes, Michael, 1992
Hussey, John W., 1920
Hutchinson, W.C., 1910-11
Hyde, Leslie E., 1913

Ingersoll, A.E., 1909-10

Jackman, Bill, 1985-86-87

Jackson, Carl, 1918-19
Jackson, Don, 1973
Jackson, Jack, 1939
Jackson, Stanley, 1977
Jackson, W.C., 1917
Jensen, Clifford, 1930
Johnson, Bill, 1987-88
Johnson, Eric, 1988-89
Johnson, Handy, 1982-83
Johnson, Jamar, 1992-93-94
Johnson, Lenard, 1982-83
Johnson, William, 1952-53-54
Jones, Charles, 1962-63-64
Jones, W.A., 1910
Jungmeier, Walter, 1920
Jungmeier, Wesley, 1920
Jura, Chuck, 1970-71-72

Kacer, Oldyn, 1919

King, Lyle, 1940-41-42
King, Rich, 1988-89-90-91
Kipper, Paul, 1951
Kirlin, Albert, 1947
Klepser, Merritt J., 1923-25-27
Knutzen, Owen, 1943
Koca, Todd, 1988-89
Koehler, J.P., 1901-02
Koenig, Robert, 1945
Kohl, Adam, 1922
Korte, Robert, 1946
Kortus, Joel, 1963-64-65
Koster, George, 1931-32
Kovanda, William, 1937-38-39
Kowalke, James, 1959-60-61
Krake, L.S., 1905-07
Krall, Robert, 1928-29

Kubacki, Jim, 1956-57-58
Kuhlman, Elza, 1944

Lantz, Stuart, 1966-67-68
Lawry, Anton, 1947-48-49-50
Lawson, Wm. Vinton, 1926
Leacox, Robert, 1935-36
Lebsack, Gayle, 1946-47
Lee, Brendy, 1972-73-74
Leitner, Roger, 1967-68
Lenser, Kurt, 1932
LeRossignol, Curt, 1971-72
Letts, Madison, 1932
Lewandowski, A.J., 1928-29-30
Lively, Kelly, 1989-90-91
Livingston, Dale, 1946
Livingston, Leslie, 1940-41-42
Loder, Dwight, 1934
Logan, Chris, 1985-86
Lundholm, William, 1959
Lunney, Kenneth, 1932-33-34

MacFarlane, Dave, 1980
Maclay, Donald, 1929-30-31
Malecek, Joseph, 1949-50
Manning, Pete, 1988-89
Marquiss, Warren, 1943
Marsh, Ricky, 1973-74
Marshall, Harvey, 1985-86
Martin, Sam, 1968-69-70
Martin, Val, 1976
Martz, Mike, 1984-85-86-87
Mason, Paul, 1932-33-34
Matson, C.E., 1896
Matzke, John, 1982-84-85-86
Matzke, Stan, 1952-53-54-55
Mauch, Arthur, 1931-32
Maxey, Al, 1959-60
McDonald, Paul, 1977
McPipe, Carl, 1976-77-78-79
McVicker, Mark, 1977-78-79-80
Mercier, Bob, 1951
Mielenz, Frank, 1926
Moller, Cliff, 1969
Moody, Keith 1990-91
Moore, Bob, 1978-79
Moore, Curtis, 1984-85
Moore, Jack, 1979-80-81-82
Moore, James, 1984
Moore, M.S., 1899
Moore, Mikki, 1994
Morrell, (no first name), 1912
Morrison, C.C., 1899
Morrison, C.E., 1896
Moser, W.A., 1905-07
Mosser, Cornelius, 1948
Mulvaney, Charles, 1946
Munger, Glen, 1922
Munn, Glen B., 1929
Munn, Glenn, 1928
Munn, Monte, 1920-21
Munson, Bob, 1971
Myers, C.B., 1914-15
Myrthil, Gerard, 1978-79

Naderer, Mike, 1978-79-80-81
Nagl, (no first name), 1912
Nannen, Lyle, 1956-57
Nannen, Neil, 1962-63-64
Nelson, Douglas, 1944
Nelson, H., 1916-17
Nelson, Lawrence, 1936
Neubert, Keith, 1984-86-87
Newman, Richard, 1919-20-21
Newton, B.A., 1903
Nielsen, R., 1901
Nissen, Al, 1970-71-72
Novak, Terry, 1975-77-78
Novak, Tom, 1972-73-74

Olson, Carl, 1928-29
Othmer, Kenneth, 1927-28
Owen, L.R., 1911
Owens, Dapreis, 1989-90-91-92

Page, Theodore, 1927
Parsons, Robert, 1936-37-38
Parsons, Rollin, 1933-34-35
Parsons, Ronald, 1957
Patty, Jesse, 1919-20
Pearson, Brice, 1965
Perry, H.O., 1908-09-10
Peterson, Arthur, 1945
Peterson, Mike, 1970-71-72
Petrashek, G.L., 1909-10
Petsch, Daryl, 1962-63-64
Phillips, Albert, 1918
Phipps, Hansel, 1931
Piatkowski, Eric, 1991-92-93-94
Pickett, John, 1919-20
Pierce, Robert, 1949-50-51
Pillsbury, M.P., 1899-1902
Pitcaithley, Harry, 1939-40
Placek, E.E., 1896
Ploetz, John, 1978
Ponce, David, 1983-84
Poynter, Floyd, 1920
Puelze, Dennie, 1962-63

Ramos, Jose, 1991
Randall, Albert, 1939-40-41
Raymond, I., 1902
Reckewey, Kent, 1973-74-75
Reid, Beau, 1988-89-90-91
Reimers, Gary, 1956-57-58
Reiners, Al, 1966
Rekeweg, Jeff, 1987-88
Renfro, Claude, 1981-82-83
Renzelman, Gary, 1953-54-55
Retherford, Claude, 1947-48-49
Reynolds, Burch, 1919
Richardson, Ray, 1989-90
Riddell, Ted, 1917
Riddlesbarger, W.P., 1922-23
Riehl, Tony, 1971-72-73
Robinson, Magnus, 1946
Rooney, Patrick, 1944
Roots, Al, 1960-61
Roy, William, 1955
Russell, R.C., 1920-22

Russell, Thomas R., 1961-62
Rutherford, R.B., 1914-15-16

Sandbulte, Gerald, 1952-53
Sandstedt, James, 1946
Sauer, George, 1932-33
Scales, Clifford, 1988-89-90-91
Scantlebury, Tom, 1968-69-70
Scarlett, Trent, 1982-83
Schleiger, Richard, 1947-48-49
Schmidt, A.C., 1909-10
Schmidt, A., 1908-09
Schneider, Leo, 1946
Sealer, Joel, 1985-86-87
Seger, Fred, 1952-53-54
Shaver, Dan, 1967
Shellenberg, E., 1918-19-20
Shields, P., 1915-16
Shields, Paul, 1947-48
Shipwright, Richard, 1959
Shoecraft, Jerry, 1979-80-81-82
Siegel, Bob, 1974-75-76-77
Simmons, Grant, 1964-65-66
Simmons, Ron, 1966-67-68
Sladovnic, Charles, 1962
Smaha, Clark, 1925-26-27
Smidt, Don, 1956-57-58
Smith, Andre, 1978-79-80-81
Smith, Austin, 1920-21-22
Smith, Charles L., 1954-55-56
Smith, H.B., 1899
Smith, Richard, 1988
Smith, Ronnie, 1984-85
Smith, Terry, 1982-83
Snyder, James, 1951
Sorensen, Harry, 1934-35-37
Spear, John, 1922
Spear, Wallace, 1918-19
Spears, Jerry, 1964-65
Sprague, Leon, 1926
Srb, Richard, 1947-48-49
Stange, Drew, 1981-82
Stebbins, (no first name), 1900
Stewart, Marvin, 1969-70-71
Stipsky, Ed, 1931
Stone, Charles, 1967
Story, C.M., 1899
Strahan, James, 1945
Strickland, Erick, 1993-94
Stromer, Byron, 1918
Stryker, Herbert, 1912-13
Svehla, Matt, 1988-89
Swank, George, 1959
Swett, Rex, 1960-61-62

Tallman, Frank, 1938-39-40
Tangeman, Robert, 1944
Taylor, Ron, 1974-75
Theisen, Ralph, 1916
Therien, Robert, 1939-40
Thom, Jim, 1956
Thomas, (no first name), 1901
Thomas, Dwight P., 1918
Thomas, Grant, 1938-39
Thompson, John, 1941-42-43
Tipton, Milo, 1923-24-25

Tipton, Paul, 1922
Torrens, Lee, 1969-70
Turner, Herschell, 1958-59-60

Underwood, Clinton, 1912-13
Usher, Willard O., 1923-24-25

Vacanti, Charles, 1940
Van Poelgeest, Richard
1987-88-89-90
Vance, Deak, 1986
Vick, Derrick, 1987-88
Vincent, William, 1962-63
Volz, Mathias G., 1923-24-25
Von Seggern, Dale, 1968-69-70

Wagner, Robert, 1967-68
Wahquist, George, 1933-35-36
Walín, Elmer, 1961
Walker, G.E., 1899
Wall, Jan, 1960-61
Walsh, Larry, 1950
Walsh, W.W., 1907-08-09
Walton, Kenny, 1981-82-83
Ward, Harrison, 1951
Warfield, G.A., 1896
Warren, (no first name), 1901
Warren, Glen, 1921-22-23
Waterman, R.L., 1900
Watters, F.E., 1911
Watts, Randy, 1971-72
Webb, Coley, 1964-65-66
Weber, Don, 1952-53-54
Wells, William, 1954-57
Werner, Alton, 1937-38-39
Wertz, L.E., 1917
West, Tim, 1980
Whitaker, Henry, 1934-35-36
White, Anthony, 1984-85
Whitehead, Milton, 1948-49-50
Widman, Harvey, 1934-35-36
Williams, Eric, 1980-81-83-84
Willis, Stephen, 1975-76
Wilnes, Norman, 1950-51
Wischmeier, B. Scott, 1932
Witte, Willard, 1928-29-30
Wood, Wilbur S., 1908-09-10
Woolridge, Andre, 1993
Wright, Earl, 1963-64
Wyant, Harlan, 1924

Yaffee, Irvin, 1939-40
Yates, James, 1961-64
Young, Max, 1941-42-43

NU COACHES CAREER RECORDS

<u>Coach</u>	<u>Season(s)</u>	<u>Years</u>	<u>Games</u>	<u>Won</u>	<u>Lost</u>	<u>Pct.</u>	<u>Conf. Titles</u>
T.P. Hewitt	1900	1	5	5	0	1.000	0
Sam Waugh	1916	1	14	13	1	.929	1
Paul Schlisser	1920-21	2	38	37	5	.881	0
E.O. Stiehm	1912-15	4	70	56	14	.800	3
Frank Lehmer	1897-99	3	10	7	3	.700	0
W.E. Kline	1924-25	2	35	23	12	.657	0
Fred Morrell	1902	1	8	5	3	.625	0
Moe Iba	1981-86	6	177	106	71	.599	0
Danny Nee	1987-94	8	249	146	103	.586	0 (1 B8T)
Walter Hiltner	1903	1	12	7	5	.583	0
R.G. Clapp	1904-09	6	102	59	43	.578	0
Joe Cipriano	1964-80	17	450	253	197	.562	0
Dr. E.J. Stewart	1917-19	3	52	29	23	.558	0
O.F. Field	1911	1	18	9	9	.500	0
E. Berry	1901	1	6	3	3	.500	0
Charles T. Black	1927-32	6	108	51	57	.472	0
Harry C. Good	1947-54	8	185	86	99	.465	2
Ernest Bearg	1926	1	18	8	10	.444	0
William Browne	1933-40	8	151	64	87	.424	1
Owen A. Frank	1922-23	2	34	14	21	.400	0
Jerry Bush	1955-63	9	213	81	132	.380	0
T.J. Hewiat	1910	1	16	6	10	.375	0
L.F. Klein	1946	1	20	7	13	.350	0
A.J. Lewandowski	1941-45	5	87	24	63	.276	0
Totals	1897-1994	98	2,072	1,093	979	.528	7 (1B8T)



Danny Nee



Moe Iba



Joe Cipriano



Jerry Bush



Harry Good



L.F. Klein



A.J. Lewandowski



William Browne



Charles T. Black



Ernest Bearg



W.E. Kline



Owen A. Frank



Paul Schlisser



Dr. E.J. Stewart



Sam Waugh



E.O. Stiehm



O.F. Field



T.J. Hewiat



R.G. Clapp



Fred Morrell




E. Berry



T.P. Hewitt



Frank Lehmer



Inside:

- ❑ *All-Time Results.....*
..... 170-186
- ❑ *TV Log.....* 187
- ❑ *The Last Time.....* 188

All-Time NU Results

98 YEARS OF NEBRASKA BASKETBALL

1896-97 Won 2, Lost 0

Home: 2-0 Away: 0-0
Coach: Frank Lehmer

		NU	Opp.
W/H	2/2 Lincoln YMCA	11	8
W/H	2/23 Lincoln YMCA	23	14

Season Notes: Six years after Dr. James Naismith invented the game, NU fielded its first team...Coach Frank Lehmer guided first team...both games were played seven-on-seven.

1897-98 Won 1, Lost 3

Home: 0-3 Away: 1-0
Coach: Frank Lehmer

		NU	Opp.
L/H	1/8 Lincoln YMCA	9	15
L/H	1/15 Omaha YMCA	12	16
L/H	2/1 Lincoln YMCA	13	20
W/A	2/22 Omaha YMCA	10	9

Season Note: After three-straight losses to open season, Nebraska ended second season of intercollegiate basketball with 10-9 win over Omaha YMCA.

1898-99 Won 4, Lost 0

Home: 3-0 Away: 1-0
Coach: Frank Lehmer

		NU	Opp.
W/H	1/17 Doane	52	7
W/H	1/20 Omaha YMCA	21	14
W/H	2/1 Nebraska Wesleyan	37	5
W/A	2/2 Nebraska Wesleyan	57	3

Season Notes: Second undefeated season in school history...final season for NU's first coach, Frank Lehmer...after seven games in first two-plus seasons of intercollegiate basketball against Lincoln and Omaha YMCA teams, Huskers faced first collegiate opponent in Doane.

1899-1900 Won 5, Lost 0

Home: 5-0 Away: 0-0
Coach: T.P. Hewitt

		NU	Opp.
W/H	Nebraska Wesleyan	42	9
W/H	Lincoln YMCA	39	7
W/H	Doane	57	3
W/H	Omaha YMCA	26	14
W/H	3/2 Kansas	48	8

Season Notes: Third and last undefeated season in school history...March 2 Kansas game at Lincoln was first-ever between present-day Big Eight Conference institutions and ranked as worst loss ever for Jayhawks...only season for Coach T.P. Hewitt.

1900-01 Won 3, Lost 3

Home: 2-1 Away: 1-2
Coach: E. Berry
(Dates unavailable)

		NU	Opp.
W/A	Omaha YMCA	13	11
W/H	Lincoln YMCA	10	8
W/H	Omaha YMCA	20	12
L/H	Omaha YMCA	20	28
L/A	Fond du Lac	20	32
L/A	Stevens Point A.C.	13	38

Season Notes: Huskers opened season with three-straight wins to run win streak to 13-straight, but then dropped final three games to finish .500...third-consecutive .500 or better record...only season for Coach E. Berry.

1901-02 Won 5, Lost 3

Home: 3-0 Away: 2-3
Coach: Fred Morrell

		NU	Opp.
W/H	1/18 Nebraska Wesleyan	63	14
W/H	2/1 Lincoln YMCA	32	30
L/A	2/15 Minnesota	9	52
W/A	2/17 Sioux City YMCA	42	24
L/A	2/28 Haskell	29	79
W/A	3/1 Kansas	35	29
L/A	3/3 Topeka YMCA	36	52
W/H	3/22 Topeka YMCA	27	13

Season Notes: First and only season for Coach Fred



Nebraska's first basketball team posted a 2-0 record.

Morrell...fourth-straight .500 or better season.

1902-03 Won 7, Lost 5

Home: 3-1 Away: 4-4
Coach: Walter Hiltner

		NU	Opp.
W/H	12/18 Lincoln YMCA	25	18
L/A	1/17 Haskell	18	25
L/H	1/24 Lincoln YMCA	24	35
W/H	1/31 Kansas	23	18
W/A	2/3 Denver YMCA	44	29
W/A	2/4 Colorado College	39	11
W/A	2/5 Colorado	28	12
W/A	2/6 Greeley High	25	15
L/A	2/7 Cheyenne Business	28	42
W/H	2/20 Lincoln YMCA	33	20
L/A	3/6 Minnesota Ag.	4	13
L/A	3/7 Minnesota	14	41

Season Notes: In only season under Coach W. Hiltner, Nebraska posted 7-5 record... fifth-straight .500-plus campaign.

1903-04 Won 9, Lost 5

(Sites and dates unavailable)
Coach: R.G. Clapp

		NU	Opp.
W	Nebraska Wesleyan	47	10
L	Highland Park	NA	NA
W	Lincoln High	49	26
L	Nebraska Wesleyan	31	32
L	Lincoln YMCA	NA	NA
W	Lincoln YMCA	NA	NA
W	Lincoln YMCA	31	12
W	Nebraska Wesleyan	25	9
W	Omaha Christian	35	26
L	Sioux City YMCA	14	49
W	Morningside	57	27
L	Minnesota	21	42
W	Minneapolis YMCA	15	10
W/H	Wisconsin	25	22

Season Notes: In first season under Coach R.G. Clapp, Nebraska won school-record nine games...Wisconsin was first Big Ten school to play Huskers at Lincoln.

1904-05 Won 11, Lost 5

(Sites and dates unavailable)
Coach: R.G. Clapp

		NU	Opp.
W	Nebraska Wesleyan	32	31
L	Highland Park	34	39

W	Nebraska Wesleyan	57	23
W	Omaha YMCA	24	21
W	Fort Dodge	53	27
W	Shattuck	44	22
W	Minnesota	22	21
W	Minnesota	28	25
L	Omaha YMCA	29	30
W	Baker	49	19
W	Port Washington	47	36
L	Ripon	28	32
W	Menasha	37	19
W	Lawrence	37	24
L	Lewis	32	61
L	Chicago Central	22	59

Season Note: Huskers won then-school-record 11 games.

1905-06 Won 12, Lost 2

Home: 4-1 Away: 8-1
Coach: R.G. Clapp

		NU	Opp.
W/H	1/13 Kansas City A.C.	33	22
W/H	1/29 Kansas City YMCA	25	24
W/H	2/3 Baker	34	23
L/H	2/12 Kansas	17	37
W/A	2/19 Kansas State	50	14
W/A	2/20 Fort Riley	43	13
W/A	2/21 Baker	33	27
W/A	2/22 Independence	41	16
L/A	2/23 Kansas City A.C.	21	49
W/A	2/25 Kansas City A.C.	26	25
W/H	3/15 Brown "B"	57	12
W/A	3/20 Bellevue	39	27
W/A	3/21 Fort Dodge	33	23
W/A	3/22 Shattuck	59	23

Season Note: Won then-school-record 12 games (against two losses).

1906-07 Won 10, Lost 6

Home: 5-0 Away: 5-6
Coach: R.G. Clapp

		NU	Opp.
W/A	1/4 Crete	82	8
W/A	1/11 Nebraska Wesleyan	38	26
W/H	1/26 Central City	40	9
W/H	1/28 Iowa	25	17
W/H	2/9 Kansas	32	19
W/A	2/14 Fort Dodge	34	22
L/A	2/15 Minnesota	19	20
L/A	2/16 Minnesota	18	20
W/A	2/18 Hudson	26	25

W/A	2/19	Marshfield (Co. A)	33	16
L/A	2/20	Portage (Co. F)	23	27
L/A	2/21	Wisconsin	31	35
L/A	2/22	Iowa	29	32
L/A	2/23	Grinnell	21	27
W/H	3/1	Denver	40	13
W/H	3/25	Nebraska Wesleyan	59	11

Season Notes: Nebraska posted ninth-straight .500 or better record, third-consecutive under Coach R.G. Clapp...74-point margin of victory over Crete (82-8) largest in school history.

1907-08 Won 9, Lost 10

(4-2 in MVC, 2nd)
Home: 3-3 (2-2) **Away:** 6-7 (2-0)
Coach: R.G. Clapp

	NU	Opp.		
W/A	12/18	Nebraska Wesleyan	33	19
L/H	1/11	Muscatine	21	39
W/A	1/15	Kansas State	36	18
W/A	1/16	Washburn	26	25
W/A	1/17	Kansas	20	17
W/A	1/18	Kansas	23	21
W/H	1/23	Highland Park	51	23
W/H	1/31	Missouri	41	30
W/H	2/1	Missouri	43	31
L/H	2/21	Kansas	26	28
L/H	2/22	Kansas	25	28
L/A	2/28	Minnesota	12	43
L/A	2/29	Minnesota	10	32
L/A	3/2	Portage	16	39
L/A	3/3	Wisconsin	4	43
W/A	3/4	DePaul	25	18
L/A	3/5	Morrison	19	23
L/A	3/6	Iowa	26	39
L/A	3/7	Grinnell	14	37

Season Notes: First season as member of Missouri Valley Conference...Huskers won MVC North Division title with 4-2 record, but because of scheduling difficulties, did not play a game against a team in own division...Husker Wilbur Wood was nation's second black college basketball player at a predominately white institution...Jumbo Stiehm, who would later become NU's football and basketball coach, scored 24 points in Wisconsin's 43-4 victory at Madison...first sub-.500 record in school history.

1908-09 Won 8, Lost 15

(5-5 in MVC, 2nd)
Home: 5-5 (4-0) **Away:** 3-10 (1-5)
Coach: R.G. Clapp

	NU	Opp.		
W/H	12/12	Cotner	28	24
L/H	12/17	Lincoln YMCA	16	34
W/A	1/7	Kansas State	36	31
L/A	1/8	Kansas	13	48
L/A	1/9	Kansas	17	36
W/H	1/15	Iowa State	42	20
W/H	1/16	Iowa State	40	21
W/H	1/22	Drake	39	30
W/H	1/23	Drake	34	12
L/H	1/30	Kansas	13	18
L/H	2/1	Missouri	24	26
L/A	2/5	Minnesota	17	24
L/A	2/6	Minnesota	21	39
L/A	2/8	Iowa State	16	22
W/A	2/9	Iowa State	31	17
L/A	2/10	Drake	12	34
L/A	2/11	Drake	15	25
L/H	2/19	Minnesota	26	28
L/H	2/20	Minnesota	20	29
L/KC	3/4	Kansas	22	28
L/KC	3/5	Kansas	15	24
W/KC	3/6	Kansas	32	29
L/A	3/8	Nebraska Wesleyan	32	62

Season Notes: For second-straight year, Nebraska captured MVC Northern Division title...Kansas took two of three games against Cornhuskers in play-off at Kansas City, Mo., and won conference title...W.W. Walsh earned first-team All-Missouri Valley Conference honors, first NU player ever honored...Coach R.G. Clapp retired after six seasons on Husker bench.

1909-10 Won 6, Lost 10

(6-2 in MVC, 2nd)
Home: 4-3 (4-0) **Away:** 2-7 (2-2)
Coach: T.J. Hewiat

	NU	Opp.		
L/A	1/6	Kansas State	16	27

L/A	1/7	Kansas	17	32
L/A	1/8	Kansas	16	40
W/H	1/21	Iowa State	24	21
W/H	1/22	Iowa State	29	26
W/H	1/28	Drake	40	14
W/H	1/29	Drake	27	6
W/A	2/8	Drake	20	16
W/A	2/10	Drake	22	13
L/A	2/11	Iowa State	23	34
L/A	2/12	Iowa State	17	18
L/H	2/14	Kansas State	17	28
L/A	2/18	Minnesota	14	33
L/A	2/19	Minnesota	9	27
L/H	2/26	Kansas	20	40
L/H	2/27	Kansas	13	40

Season Notes: In only season under Coach T.J. Hewiat, Nebraska finished 6-10...Huskers won MVC North Division title for third-straight year, but Kansas had better division record than NU and was declared conference champion...E.O. Perry was first-team All-Missouri Valley Conference pick.

1910-11 Won 9, Lost 9

(6-6 in MVC, 2nd)
Home: 6-3 (4-2) **Away:** 3-6 (2-4)
Coach: O.F. Field


	NU	Opp.		
L/H	1/7	Cotner	17	35
W/H	1/14	Nebraska Wesleyan	42	26
W/H	1/20	Iowa State	41	20
L/H	1/21	Iowa State	31	33
W/A	1/26	Morningside	23	19
L/A	1/27	Minnesota	10	25
L/A	1/28	Minnesota	15	40
W/H	2/4	South Dakota	30	25
L/A	2/6	Iowa State	27	31
W/A	2/7	Iowa State	22	19
L/A	2/8	Missouri	26	39
L/A	2/9	Missouri (OT)	36	37
W/A	2/10	Kansas	15	11
L/A	2/11	Kansas	12	37
W/H	2/24	Kansas	38	28
W/H	2/25	Kansas	34	24
W/H	2/26	Missouri	30	23
L/H	2/27	Missouri	20	23

Season Notes: Huskers finished second in Missouri Valley Conference race, two games back of Kansas...J.P. Gibson and O.A. Frank earned first-team All-Missouri Valley Conference honors.

1911-12 Won 14, Lost 1

(8-0 in MVC, 1st)
Home: 6-0 (4-0) **Away:** 8-1 (4-0)
Coach: E.O. "Jumbo" Stiehm

	NU	Opp.		
W/H	1/12	Drake	42	24



Nebraska's 1911-12 team captured the school's first Missouri Valley Conference title.

W/H	1/13	Drake	35	13
W/A	1/18	Kansas State	26	25
W/A	1/19	Kansas	30	27
W/A	1/20	Kansas	30	26
L/A	1/26	Minnesota	15	40
W/A	1/27	Morningside	62	10
W/H	2/2	Iowa State	33	12
W/H	2/3	Iowa State	40	14
W/A	2/21	Drake	33	15
W/A	2/22	Drake	46	14
W/A	2/23	Iowa State	31	21
W/A	2/24	Iowa State	31	12
W/H	3/1	Kansas	49	21
W/H	3/2	Kansas	29	28

Season Notes: Huskers claim MVC North Division crown with 8-0 record...after 25-point loss at Minnesota in sixth game of season, Nebraska won final nine games...in first season as Husker mentor, Stiehm makes history by becoming first coach in conference history to win football and basketball titles in the same academic year...he repeated the feat a year later.

1912-13 Won 17, Lost 2

(10-0 in MVC, 1st)
Home: 10-0 (5-0) **Away:** 7-2 (5-0)
Coach: E.O. "Jumbo" Stiehm

	NU	Opp.		
W/H	1/11	Cotner	29	18
W/H	1/17	Omaha X	46	13
W/H	1/18	Nebraska Wesleyan	39	26
W/A	1/23	St. Joseph's	25	11
W/A	1/24	Sacred Heart	31	9
L/A	1/25	Minnesota	11	20
W/H	1/31	Drake	32	7
W/H	2/1	Drake	24	15
W/A	2/7	Nebraska Wesleyan	27	20
W/H	2/15	Kansas State	27	16
W/A	2/19	Drake	21	4
W/A	2/20	Drake	25	11
W/A	2/21	Iowa State	29	12
W/A	2/22	Iowa State	16	10
W/H	2/28	Iowa State	28	8
W/H	3/1	Iowa State	24	12
W/H	3/10	Kansas	40	25
W/A	3/11	Kansas	18	16
L/N	3/12	Kansas*	24	30

*Manhattan, Kan.

Season Notes: Cornhuskers won North Division title with 10-0 record, recognized as league champion...dropped play-off game to South Division champ Kansas, 30-24, at Manhattan...Ross Haskell and Sam Carrier were first-team All-Missouri Valley Conference selections; Carrier also earned All-America honors.

1913-14 Won 15, Lost

(7-0 in MVC, 1st)
Home: 7-2 (4-0) **Away:** 8-1 (3-0)
Coach: E.O. "Jumbo" Stiehm

	NU	Opp.
W/H 1/10 Omaha X	44	22
W/H 1/17 Cotner	56	11
W/H 1/23 Nebraska Wesleyan	29	20
L/H 1/24 Nebraska Wesleyan	18	24
W/A 2/5 St. Joseph's	48	11
W/A 2/6 Minnesota	21	16
L/A 2/7 Minnesota	14	9
W/A 2/9 Ft. Dodge (Co. G)	38	22
W/H 2/13 Drake	32	20
W/H 2/14 Drake	31	10
W/A 2/17 Omaha Alumni	40	19
L/A 2/18 Simpson	21	22
W/A 2/19 Drake	36	17
W/A 2/20 Iowa State	15	9
W/A 2/21 Iowa State	16	3
W/H 2/27 Iowa State	24	16
W/H 2/28 Iowa State	41	13
L/H 3/5 Wesleyan Auto	19	31

Season Notes: Nebraska captured Missouri Valley Conference North Division crown with 7-0 record...squad was known as "Point a Minute" team, because it was so fast it took a movie camera to catch them.

1914-15 Won 10, Lost 8

(8-4 in MVC, 2nd)
Home: 3-2 (3-1) **Away:** 7-6 (5-3)
Coach: E.O. "Jumbo" Stiehm

	NU	Opp.
L/A 1/6 Ft. Dodge (Co. G)	18	23
W/A 1/7 Hamline	20	9
L/A 1/8 Minnesota	18	22
L/A 1/9 Minnesota	9	23
W/H 1/15 Iowa State	32	15
W/H 1/16 Iowa State	25	12
W/A 1/20 Kansas State	26	19
W/A 1/21 Kansas State	26	20
L/A 1/22 Kansas	18	43
L/A 1/23 Kansas	23	30
W/A 2/5 Nebraska Wesleyan	13	9
W/A 2/10 Drake	14	5
W/A 2/11 Drake	23	14
W/A 2/12 Iowa State	24	12
L/A 2/13 Iowa State	11	25
L/H 2/19 Drake	19	20
W/H 2/20 Drake	27	11
L/H 3/3 Nebraska Wesleyan	15	39

Season Notes: Huskers finished second in Missouri Valley Conference race, three games back of first-place Kansas...final season for Coach E.O. Stiehm.

1915-16 Won 13, Lost 1

(12-0 in MVC, 1st)
Home: 8-0 (8-0) **Away:** 5-1 (4-0)
Coach: Sam Waugh

	NU	Opp.
W/H 1/14 Kansas	34	33
W/H 1/15 Kansas	40	27
W/H 1/21 Drake	41	12
W/H 1/22 Drake	44	16
W/A 1/30 Burgess-Nash	24	20
W/H 2/4 Iowa State	35	21
W/H 2/5 Iowa State	31	14
W/H 2/11 Kansas State	21	20
W/H 2/12 Kansas State	26	25
L/A 2/18 Nebraska Wesleyan	19	23
W/A 2/23 Drake	34	24
W/A 2/24 Drake	40	15
W/A 2/25 Iowa State	23	14
W/A 2/26 Iowa State	29	17

Season Notes: Huskers won Missouri Valley Conference title with 12-0 record; finished 13-1 in only season under direction of Coach Sam Waugh...lone loss was 23-19 decision to cross-town rival Nebraska Wesleyan.

1916-17 Won 12, Lost 10

(4-8 in MVC, 5th)
 (Sites and dates unavailable)
Coach: Dr. E.J. Stewart

	NU	Opp.
W Simpson	20	13
W Cotner	42	10
L Grinnell	9	22
W St. Joseph's	21	11

W St. Thomas (Minn.)	23	8
W Hamline	15	8
W Brandeis (Omaha)	29	11
W York College	23	14
W Nebraska Wesleyan	27	14
L/H 2/9 Missouri	16	18
L/H 2/10 Missouri	7	18
L/A Kansas State	13	45
L/A Kansas State	10	34
W/A 2/16 Kansas	21	19
L/A 2/17 Kansas	10	30
L/A 2/22 Iowa State	7	19
L/A 2/23 Iowa State	17	24
W Drake	23	13
W Drake	26	18
L Nebraska Wesleyan	15	18
L/H 3/9 Iowa State	22	24
W/H 3/10 Iowa State	24	21

Season Note: First season on sideline for Coach E.J. Stewart.

1917-18 Won 7, Lost 7

(4-5 in MVC, 5th)
Home: 3-3 (1-1) **Away:** 4-4 (3-4)
Coach: Dr. E. J. Stewart

	NU	Opp.
L/H Camp Funston	14	43
W/H Fort Dodge	19	16
L/H Fort Dodge	14	21
L/A Washington (Mo.)	17	44
L/A 2/8 Missouri	9	22
L/A 2/9 Missouri	8	16
W/H 2/15 Kansas	24	23
L/H 2/16 Kansas	25	31
W/A Nebraska Wesleyan	18	10
W/H Nebraska Wesleyan	24	14
W/A Drake	32	10
W/A Drake	21	14
W/A Kansas State	31	23
L/A Kansas State	16	26

Season Note: Eighth-straight .500 or better record.

1918-19 Won 10, Lost 6

(10-6 in MVC, 3rd)
Home: 6-3 (6-3) **Away:** 4-3 (4-3)
Coach: Dr. E.J. Stewart

	NU	Opp.
W/A 1/22 Drake	34	13
W/A 1/23 Grinnell	24	14
L/A 1/24 Grinnell	15	16
W/A 1/25 Drake	24	14
L/H 1/30 Drake	15	22
W/H 2/1 Drake	19	9
W/H 2/7 Washington (Mo.)	35	25
W/H 2/8 Washington (Mo.)	28	13
W/H 2/14 Missouri	28	26
W/H 2/15 Missouri	21	14
L/A 3/5 Kansas	17	31
W/A 3/6 Kansas	29	24

L/H 3/8 Kansas State	32	34
L/A 3/9 Kansas State	21	30
W/H 3/12 Grinnell	27	15
L/H 3/13 Grinnell	21	22

Season Notes: NU finished third in Missouri Valley Conference race...Carl Jackson was first-team all-conference pick, first for Huskers in six seasons...final season for Coach E.J. Stewart.

1919-20 Won 22, Lost 2

(No conference, dates unavailable)
Home: 11-1 **Away:** 11-1
Coach: Paul Schlisser

	NU	Opp.
W/H Morningside	37	14
W/H Morningside	39	9
W/H Omaha Athletic Club	51	10
W/H Omaha Athletic Club	26	23
W/A Hastings	47	9
W/A Colorado College	32	19
L/A Colorado College	23	25
W/A Colorado	27	16
W/A Colorado	24	17
W/H South Dakota	41	12
W/H South Dakota	33	12
L/H Indiana	20	24
W/H Indiana	38	18
W/H Michigan State	43	26
W/H Michigan State	39	20
W/A 2/20 Notre Dame	25	18
W/H 2/21 Notre Dame	31	15
W/A Morningside	44	12
W/A Morningside	50	12
W/A Knox (OT)	31	24
W/A Valparaiso	30	17
W/A Valparaiso	35	20
W/H Colorado College	23	9
W/H Colorado College	33	12

Season Notes: Playing without a conference affiliation for first time since 1906-07 season, Nebraska finished with first 20-win season ever (22 victories)...fewest losses for NU since 1915-16 season...22 wins would stand as school record until 1990-91 season...first season on Husker sideline for Coach P.J. Schisser.

1920-21 Won 15, Lost 3

(9-1 in MVC, 2nd)
Home: 10-1 (6-0) **Away:** 5-2 (3-1)
Coach: Paul Schlisser

	NU	Opp.
W/A Illinois	30	25
L/A Illinois	24	26
W/A Illinois Wesleyan	32	17
W/H Oklahoma	34	20
W/H Oklahoma	28	15
W/H South Dakota	39	13
W/H Grinnell	31	10
W/H Grinnell	28	15



Grant Hall was the home of the Huskers from 1897 until the NU Coliseum was opened in 1926.

L/A	2/9	Iowa State	30	38
W/A	2/10	Iowa State	32	23
W/A		Grinnell	32	15
W/A		Grinnell	29	22
W/H	2/18	Notre Dame	25	18
W/H	2/19	Notre Dame	39	21
L/H		Colgate	15	21
W/H		Colgate	24	15
W/H	3/4	Iowa State	33	16
W/H	3/5	Iowa State	37	11

Season Notes: Nebraska finished second in Missouri Valley Conference race with 9-1 mark...final season for coach Paul Schlisser.

1921-22 Won 8, Lost 9

(8-8 in MVC, tie 4th)

Home: 4-4 (4-4) **Away:** 4-5 (4-4)

Coach: Owen A. Frank

	NU	Opp.		
L/A	1/4	Wisconsin	14	27
W/H	1/7	Washington (Mo.)	31	23
W/A	1/9	Iowa State	21	14
L/H	1/13	Missouri	31	46
W/H	1/14	Grinnell	27	17
L/H	1/19	Kansas	15	25
L/A	1/27	Oklahoma	21	29
L/H	2/4	Iowa State	7	26
W/A	2/7	Grinnell	28	25
W/A	2/14	Kansas State	25	24
L/A	2/18	Drake	32	34
W/H	2/22	Oklahoma	39	34
L/A	2/24	Missouri	16	55
W/A	2/25	Washington (Mo.)	33	32
L/H	2/28	Drake	15	29
W/H	3/3	Kansas State	21	13
L/A	3/6	Kansas	18	41

Season Note: In first season under Coach Owen A. Frank, Nebraska finished 8-9 overall, 8-8 in Missouri Valley Conference.

1922-23 Won 6, Lost 12

(5-12 in MVC, 6th)

Home: 2-7 (1-7) **Away:** 4-5 (4-4)

Coach: Owen A. Frank

	NU	Opp.		
L/A	1/5	Kansas	20	30
W/A	1/6	Kansas State	21	15
L/H		Drake	18	30
W/H		Oklahoma	25	19
L/H	1/22	Missouri	18	33
L/A	1/25	Drake	25	36
W/A	1/26	Iowa State	21	15
W/A	1/27	Grinnell	20	13
L/H		Grinnell	17	32
L/H	2/3	Iowa State	17	21
L/A		Oklahoma	25	31
L/H	2/12	Kansas	15	36
L/H		Kansas State	14	17
L/H		Washington (Mo.)	32	34
L/A	2/24	Missouri	22	39
W/A		Washington (Mo.)	24	22
W/H		Nebraska Wesleyan	24	22
L/A		Creighton	24	46

Season Note: Final season for Coach Owen A. Frank.

1923-24 Won 11, Lost 7

(10-6 in MVC, 3rd)

Home: 8-2 (7-2) **Away:** 3-5 (3-4)

Coach: W.E. Kline

	NU	Opp.		
L/A		Kansas City A.C.	18	27
W/H	1/5	Missouri	24	18
W/H		Oklahoma	35	21
W/H		Kansas State	27	14
L/A	1/17	Kansas State	23	26
L/A	1/18	Kansas	18	19
L/A		Oklahoma	20	32
L/H	1/26	Kansas	10	13
W/H		Creighton	25	21
L/A		Drake	15	19
W/A		Grinnell	32	19
W/A	2/8	Missouri	31	11
W/A	2/9	Washington (Mo.)	32	18
W/H		Grinnell	32	18
W/H		Washington (Mo.)	38	17
W/A	2/27	Iowa State	18	16
W/H	3/3	Iowa State	27	14
L/H		Drake	12	25



The Nebraska Coliseum served as the home of Nebraska basketball from 1926 until 1976.

Season Note: Nebraska finished 11-7 in Coach W.E. Kline's rookie season.

1924-25 Won 12, Lost 5

(11-5 in MVC, 2nd)

Home: 6-2 (6-2) **Away:** 6-3 (5-3)

Coach: W.E. Kline

	NU	Opp.		
W/A	1/9	Kansas State	23	11
W/A	1/10	Oklahoma	23	18
W/H	1/17	Drake	20	8
L/H	1/31	Kansas	20	25
W/H	2/7	Oklahoma	31	17
W/H	2/9	Grinnell	35	27
W/H	2/13	Kansas State	32	20
L/A	2/17	Kansas	20	28
W/A	2/20	Washington (Mo.)	24	20
W/A	2/21	Missouri	25	20
W/H	2/24	Iowa State	37	17
W/H	2/27	Missouri	24	21
W/A	2/28	Creighton	15	11
L/A	3/2	Drake	10	18
L/A	3/3	Grinnell	21	36
W/A	3/4	Iowa State	28	13
L/H	3/5	Washington (Mo.)	16	36

Season Notes: In second and final season under Coach W.E. Kline, Huskers finished second to Kansas in Missouri Valley Conference race...Orr Goodson and Mutt Volz were first-team All-Conference picks, first time a Husker player had been so honored since 1918-19 season; first time two NU players landed spot on first unit since 1912-13.

1925-26 Won 8, Lost 10

(7-7 in MVC, 5th)

Home: 4-5 (4-3) **Away:** 4-5 (3-4)

Coach: Ernest Bearg

	NU	Opp.		
L/H	12/18	South Dakota	19	20
L/A	1/2	Kansas City A.C.	20	36
W/A	1/9	Creighton	20	15
W/H	1/16	Grinnell	24	14
W/H	1/23	Iowa State	18	13
W/A	1/30	Grinnell	39	18
W/A	2/1	Iowa State	27	12
W/A	2/2	Drake	23	21
L/H	2/6	Kansas	14	25
L/A	2/9	Kansas State	26	41
L/H	2/15	Creighton	11	15
L/H	2/16	Kansas State	21	28
L/H	2/19	Missouri	24	26
W/H	2/20	Washington (Mo.)	26	20
L/A	2/27	Kansas	17	30
W/H	3/1	Drake	22	21
L/A	3/5	Missouri	22	24
L/A	3/6	Washington (Mo.)	14	22

Season Notes: In only season under Coach Ernest Bearg, Huskers finished 8-10...after playing in Grant Hall since 1897, NU dropped first-ever game in NU Coliseum to KU.

1926-27 Won 12, Lost 6

(7-5 in MVC, 4th)

Home: 7-2 (4-2) **Away:** 5-4 (3-3)

Coach: Charles T. Black

	NU	Opp.		
L/A		Hillyard's	20	36
L/A		Kansas State	23	34
W/A		Washington (Mo.)	37	20
W/A	1/15	Missouri	35	23
W/A	1/19	Kansas	27	24
L/H		Drake	34	35
W/H	1/29	Iowa State	35	19
W/A		Oklahoma	37	29
L/A		Oklahoma State	24	27
W/H		Grinnell	30	22
W/H		Kansas State	26	24
W/H		Missouri	27	22
W/H		Oklahoma	36	26
W/H		Washington (Mo.)	41	24
L/H	2/26	Kansas	25	34
W/H		Oklahoma State	35	25
L/A	3/3	Iowa State	24	26
W/A	3/4	Drake	46	32

Season Notes: In first season under Coach Charles T. Black, a former Kansas All-American, Huskers finished 12-6 and 7-5 in Missouri Valley, good for fourth place...Clark Smatha earned first-team All-Missouri Valley Conference honors.

1927-28 Won 7, Lost 11

(7-11 in MVC, tie 7th)

Home: 5-4 (5-4) **Away:** 2-7 (2-7)

Coach: Charles T. Black

	NU	Opp.		
L/A	12/16	Washington (Mo.)	27	28
L/A	12/17	Missouri	15	36
W/H	1/7	Missouri	36	26
L/H	1/9	Washington (Mo.)	19	30
L/A	1/14	Drake	28	32
L/H	1/21	Kansas State	24	29
W/H	1/28	Iowa State	37	26
L/H	2/4	Oklahoma State	21	32
W/A	2/9	Iowa State	32	26
W/A	2/10	Grinnell	35	22
W/H	2/14	Drake	34	27
L/A	2/17	Kansas	27	33
L/A	2/18	Kansas State	22	28
W/H	2/24	Kansas	32	28
L/H	2/25	Oklahoma	36	38
W/H	2/28	Grinnell	35	16
L/A	3/3	Oklahoma	28	43
L/A	3/5	Oklahoma State	43	47

Season Notes: Entire schedule was played against conference opponents...NU was 7-9 with two games left, but lost bid for .500 with losses at Oklahoma and Oklahoma State to end season.

1928-29 Won 11, Lost 5

(5-5 in Big Six, 3rd)
Home: 6-2 (3-2) **Away:** 5-3 (2-3)
Coach: Charles T. Black

	NU	Opp.
W/H 12/20 South Dakota	36	25
W/A 1/4 Colorado College	32	24
W/A 1/5 Colorado College	48	26
L/H 1/12 Missouri	25	30
W/H 1/15 South Dakota	46	28
W/H 1/19 Kansas	30	29
L/A 1/24 Kansas State	21	30
L/A 1/26 Oklahoma	20	29
W/H 2/2 Iowa State	45	39
W/A 2/7 Kansas	37	31
L/H 2/11 Oklahoma	34	39
W/H 2/16 Drake	37	24
L/A 2/22 Iowa State	33	37
W/A 2/23 Drake	33	26
W/A 2/25 Missouri	39	33
W/H 3/2 Kansas State	62	45

Season Notes: After being affiliated with the Missouri Valley Conference since 1907-08, Nebraska, Missouri, Kansas, Kansas State, Iowa State and Oklahoma formed the Big Six...second winning season in three years for Coach Charles T. Black.

1929-30 Won 9, Lost 9

(6-4 in Big Six, 3rd)
Home: 6-3 (3-2) **Away:** 3-6 (3-2)
Coach: Charles T. Black

	NU	Opp.
L/A 12/28 St. Louis	27	37
L/A 12/30 Butler	26	38
L/A 1/2 West Virginia	19	45
L/A 1/4 Pittsburgh	27	34
W/A 1/10 Kansas State	41	39
L/H 1/11 Montana State	30	61
W/H 1/14 South Dakota State	29	27
L/A 1/18 Missouri	21	27
W/H 1/20 Oklahoma	35	20
W/A 1/22 Iowa State	32	22
W/H 1/25 Iowa	41	26
L/H 2/1 Kansas State	42	46
W/A 2/8 Oklahoma	47	37
L/A 2/10 Kansas	20	27
W/H 2/12 St. Louis	45	43
W/H 2/15 Missouri	34	31
W/H 2/22 Iowa State	52	50
L/H 3/1 Kansas	35	36

Season Notes: Nebraska led Big Six in scoring at 34.9 points per game...Don Maclay was first-team All-Big Six center...NU finished two games back of league champion Missouri.

1930-31 Won 9, Lost 9

(6-4 in Big Six, 2nd)
Home: 5-4 (3-2) **Away:** 4-5 (3-2)
Coach: Charles T. Black

	NU	Opp.
W/A 12/13 South Dakota	18	17
L/H 12/19 Pittsburgh	22	23
L/A 12/27 Washington	38	41
L/A 12/29 Washington	24	27
L/A 12/30 Washington	32	38
L/H 1/5 Brigham Young	44	55
W/H 1/10 Missouri	42	32
W/A 1/17 Oklahoma	36	30
W/A 1/19 Kansas (OT)	31	30
W/H 1/24 Drake	30	25
W/H 1/31 Iowa State	31	19
W/H 2/2 Butler	32	14
L/A 2/7 Missouri	20	33
W/A 2/9 Kansas State	37	31
L/H 2/14 Kansas	29	34
L/A 2/16 Iowa State	28	42
L/H 2/24 Kansas State	30	32
W/H 2/28 Oklahoma	41	30

Season Notes: Nebraska's second-place finish in Big Six race was its best since 1924-25 campaign...Huskers finished one game back of first-place Kansas...center Don Maclay earned All-America honors...Steve Hokuf earned first-team All-Big Six honors as a guard.

1931-32 Won 3, Lost 17

(2-8 in Big Six, 6th)
Home: 1-9 (1-4) **Away:** 2-8 (1-4)
Coach: Charles T. Black

	NU	Opp.
L/H 12/12 South Dakota	36	41
L/H 12/17 Brigham Young	27	31
L/A 12/19 Iowa	29	34
L/A 12/28 Wisconsin-Superior	34	36
L/A 12/29 Minnesota	24	32
L/H 1/4 Carleton	30	40
W/A 1/8 Iowa State	28	24
W/A 1/9 Drake	33	19
L/H 1/12 Kansas	31	34
L/A 1/16 Missouri	18	30
L/A 1/18 Kansas State	20	32
L/H 1/23 Oklahoma	34	37
L/H 2/1 Iowa State	32	33
W/H 2/6 Kansas State	32	26
L/H 2/10 St. Louis	28	31
L/A 2/13 Oklahoma	32	46
L/A 2/15 Kansas	19	51
L/H 2/26 Missouri	28	32
L/A 3/4 Creighton	18	47
L/H 3/7 Creighton	26	28

Season Notes: Three wins were fewest for Huskers since 1900-01 season...last year of Nebraska-Creighton series until 1977-78 campaign...final season for Coach Charles T. Black.

1932-33 Won 3, Lost 13

(2-8 in Big Six, tie 5th)
Home: 2-7 (1-4) **Away:** 2-7 (1-4)
Coach: William H. Browne

	NU	Opp.
L/H 12/16 Arkansas	24	41
L/A 12/22 Carleton	19	23
L/A 12/23 Minnesota	25	27
L/H 1/2 Minnesota	22	32
L/H 1/3 Stanford	17	21
L/A 1/6 Kansas	29	32
L/A 1/7 Missouri	33	37
W/H 1/14 Kansas State	31	25
L/H 1/30 Iowa State	25	30
L/H 2/4 Kansas	20	34
L/A 2/11 Oklahoma	35	39
L/A 2/13 Kansas State	30	36
W/H 2/18 South Dakota	34	25
L/H 2/25 Missouri	31	39
W/A 2/28 Iowa State	43	16
L/H 3/4 Oklahoma	27	38

Season Notes: Huskers dropped seven-straight and 11 of first 12 games, finished with three wins for second-consecutive season...debut for Coach William H. Browne...Steve Hokuf was first-team All-Big Six pick and earned All-America honors.

1933-34 Won 9, Lost 11

(5-5 in Big Six, 4th)
Home: 5-2 (4-1) **Away:** 4-9 (1-4)
Coach: William H. Browne

	NU	Opp.
L/A 12/20 Marquette	22	25
L/A 12/21 Northwestern	22	35
L/A 12/22 DePaul	13	33
L/A 12/29 North Dakota	22	50
W/A 12/30 North Dakota State	32	29
L/A 1/1 Minnesota	16	32
W/A 1/5 Iowa State (OT)	37	31
W/H 1/9 Kansas	24	21
L/A 1/13 Missouri	26	36
L/A 1/15 Kansas State	24	25
L/H 1/20 Wyoming	24	33
L/H 1/27 Oklahoma	36	44
W/H 2/3 Kansas State	38	31
W/H 2/9 Missouri	34	27
L/A 2/17 Oklahoma	23	53
L/A 2/19 Kansas	24	25
W/H 2/24 Iowa State	26	21
W/H 3/3 St. Louis	29	25

Season Note: Nebraska lost four straight to open the season, then went 7-7 over last 14 games.

1934-35 Won 6, Lost 12

(3-7 in Big Six, 5th)
Home: 6-4 (3-2) **Away:** 0-8 (0-5)
Coach: William H. Browne

	NU	Opp.
L/A 12/15 Wyoming	23	26
L/H 12/20 Iowa	24	31
W/H 12/22 North Dakota	34	21
W/H 12/29 Minnesota	26	24
L/H 1/2 Stanford	31	34
L/A 1/4 Millikin	35	36
L/A 1/5 St. Louis	28	30
W/H 1/12 Iowa State	32	31
L/A 1/19 Missouri	31	32
L/A 1/21 Kansas State	41	47
W/H 1/26 Denver	34	22
L/H 2/4 Missouri	21	23
L/A 2/9 Oklahoma	32	38
L/A 2/11 Kansas	21	32
L/H 2/15 Kansas	24	32
W/H 2/18 Oklahoma	32	24
L/A 2/23 Iowa State	14	22
W/H 3/2 Kansas State	28	21

Season Note: NU won Big Six opener, then dropped six-straight in conference play and finished with fourth-consecutive losing record.



Nebraska's 1936-37 team tied for the Big Six Conference title.

1935-36 Won 13, Lost 8

(7-3 in Big Six, 2nd)
 Home: 7-1 (4-1) Away: 6-7 (3-2)
 Coach: William H. Browne

	NU	Opp.
W/H 12/17 Brigham Young	53	34
W/A 12/20 Minnesota	41	24
W/A 12/27 Wyoming	46	42
L/A 12/28 Brigham Young	39	46
W/A 12/30 Utah	48	47
L/A 1/3 Santa Clara	48	61
L/A 1/4 Stanford	39	42
L/A 1/7 Denver	35	45
W/H 1/10 Missouri	31	26
W/H 1/13 Wyoming	31	22
W/A 1/18 Oklahoma	40	33
L/A 1/20 Kansas	23	45
L/A 1/25 Iowa State (OT)	40	41
W/H 2/1 Kansas State	43	30
W/H 2/3 South Dakota	48	27
W/A 2/8 Missouri	43	33
W/A 2/10 Kansas State	40	32
W/H 2/15 Iowa State	49	20
W/H 2/24 Oklahoma	55	28
L/H 2/29 Kansas	36	43
Olympic Playoff		
L/KC 3/12 Oklahoma State	19	36

Season Notes: George Wahlquist was first-team All-Big Six selection and earned All-America honors...NU finished second to Kansas in Big Six race, three-games back of 10-0 Jayhawks...13 wins most for Huskers since school-record 22 victories in 1919-20.

1936-37 Won 13, Lost 7

(8-2 in Big Six, tie 1st)
 Home: 7-1 (4-1) Away: 6-6 (4-1)
 Coach: William H. Browne

	NU	Opp.
W/A 12/11 South Dakota	31	33
W/H 12/19 Montana	53	39
W/H 12/21 Minnesota	29	24
W/H 12/22 Ohio State	32	23
L/A 12/26 Loyola (Ill.)	35	53
W/A 12/28 Western Reserve	41	35
L/A 12/29 Canisius	34	39
W/A 12/30 St. Thomas (Pa.)	42	41
L/A 1/1 Temple	27	43
L/A 1/2 George Washington	22	41
W/A 1/9 Missouri	31	22
W/H 1/16 Iowa State	45	33
L/H 1/18 Oklahoma	31	34
W/A 1/30 Kansas State	41	38
L/A 2/2 Kansas	22	27
W/A 2/12 Oklahoma	33	29
W/H 2/15 Kansas State	40	37
W/H 2/19 Missouri	50	21
W/H 2/27 Kansas	37	32
W/A 3/3 Iowa State	48	31

Season Notes: Nebraska closed season with five-straight wins; earned share of Big Six title for first time since 1915-16...Robert Parsons was first-team All-Big Six pick and earned All-America honors...NU had consecutive double-digit win total for first time since 1923-24 and 1924-25 seasons.

1937-38 Won 9, Lost 11

(4-6 in Big Six, tie 3rd)
 Home: 7-3 (3-2) Away: 2-8 (1-4)
 Coach: William H. Browne

	NU	Opp.
L/A 12/11 Ohio State	31	42
W/H 12/17 South Dakota	44	28
L/A 12/20 Minnesota	28	33
L/A 12/23 Indiana	42	43

L/A 12/28 Detroit	33	34
L/A 12/30 Bradley	30	50
W/A 1/1 Niagara	43	37
W/H 1/7 California	38	32
W/H 1/10 Colorado	29	18
L/H 1/14 Missouri	18	27
W/H 1/22 Kansas State	46	32
W/A 1/29 Iowa State	35	32
L/A 2/2 Kansas	33	48
L/A 2/5 Oklahoma	48	50
W/H 2/9 Oklahoma	52	42
L/A 2/12 Missouri	30	38
W/H 2/14 Iowa State	50	23
W/H 2/19 Loyola (Ill.)	39	38
L/A 2/21 Kansas State	29	41
L/H 2/26 Kansas	47	50

Season Note: Robert Parsons was first-team All-Big Six pick for second-straight season.

1938-39 Won 7, Lost 13

(3-7 in Big Six, 5th)
 Home: 5-5 (3-2) Away: 2-8 (0-5)
 Coach: William H. Browne

	NU	Opp.
W/H 12/10 South Dakota	44	30
L/H 12/17 Bradley	24	39
L/H 12/21 Minnesota	37	66
W/H 12/23 Wyoming	38	30
W/A 12/26 California	46	43
L/A 12/27 California	30	58
W/A 12/29 UCLA	35	30
L/A 12/30 UCLA	40	42
L/A 1/3 Stanford	47	56
W/H 1/14 Kansas	48	37
L/A 1/17 Kansas State	38	43
L/A 1/21 Missouri	41	54
L/A 1/28 Oklahoma	39	56
W/H 1/30 Iowa State	51	44
W/H 2/8 Kansas State	42	34
L/A 2/14 Kansas	46	49
L/H 2/18 Missouri	36	46
L/H 2/24 DePaul	33	37
L/A 2/27 Iowa State	28	41
L/H 3/4 Oklahoma	45	53

Season Notes: NU ended season with five-straight losses; recorded second consecutive losing season...Oklahoma, a team that swept the Huskers, represented Big Six in first NCAA Tournament.

1939-40 Won 6, Lost 12

(2-8 in Big Six, tie 4th)
 Home: 5-6 (2-3) Away: 1-6 (0-5)
 Coach: William H. Browne


	NU	Opp.
W/H 12/9 South Dakota	39	15
L/H 12/15 Indiana	39	49
W/H 12/20 Stanford	48	47
L/A 12/23 Minnesota	37	61
L/H 12/27 Utah	40	63
W/A 12/30 Wisconsin	53	43
L/H 1/2 Detroit	46	47
W/H 1/6 California	46	32
W/H 1/8 Iowa State	44	28
L/A 1/13 Missouri	33	46
L/A 1/19 Kansas State	25	32
L/A 1/23 Kansas	24	40
L/H 1/27 Oklahoma	41	56
L/H 2/3 Missouri	40	41
L/A 2/9 Oklahoma	28	45
W/H 2/13 Kansas State	61	28
L/A 2/17 Iowa State	33	40
L/H 2/24 Kansas	41	48

Season Notes: Nebraska dropped eight of last nine games to spoil Coach W.H. Browne's final season...Huskers dropped 10-point decision to eventual national champion Indiana at Lincoln in second game of season.

1940-41 Won 8, Lost 10

(6-4 in Big Six, 3rd)
 Home: 5-4 (3-2) Away: 3-6 (3-2)
 Coach: A.J. Lewandowski

	NU	Opp.
L/A 12/6 South Dakota	39	40
W/H 12/14 Marquette	35	20
W/H 12/18 Kentucky	40	39
L/H 12/21 Minnesota	36	43
L/A 12/26 California	24	30
L/A 12/27 Stanford	46	57



Before becoming a star with the New York Yankees, Bob Cerv lettered for the Husker cagers in 1947-50. He is one of seven athletes in school history to earn eight or more monograms in a career.

L/A	12/30	Oregon State	38	61
L/H	1/4	Wisconsin	31	46
W/H	1/7	Kansas State	33	23
L/H	1/10	Oklahoma	29	40
L/A	1/17	Kansas State	32	35
W/H	1/20	Missouri	40	29
W/A	1/25	Iowa State	38	35
W/H	2/1	Iowa State	41	36
L/A	2/10	Kansas	38	44
W/A	2/15	Missouri	38	36
W/A	2/22	Oklahoma	43	42
L/H	3/1	Kansas	53	55

Season Notes: Two-point loss to Kansas in season-finale kept Nebraska from .500 record for first time since 1936-37 season...Sid Held and Don Fritz earned first-team All-Big Six honors...first season of five-year tenure for Coach A.J. Lewandowski...for second-straight year, NU lost game to eventual national champion (Wisconsin) in non-league play.

1941-42 Won 6, Lost 13

(4-6 in Big Six, 4th)
Home: 4-4 (3-2) Away: 2-6 (1-4)
Coach: A.J. Lewandowski

	NU	Opp.
W/H	12/12	South Dakota 48 28
L/A	12/15	Indiana 29 56
L/A	12/16	Kentucky 27 42
L/H	12/20	UCLA 36 42
L/H	12/22	Oregon 42 49
L/A	12/27	Minnesota 32 56
L/A	12/29	Detroit 29 33
W/A	12/30	Iowa 41 34
W/H	1/6	Kansas State 44 38
W/H	1/12	Missouri 51 45
L/A	1/17	Kansas 32 51
L/H	1/24	Great Lakes 40 50
L/A	1/31	Iowa State 33 39
L/A	2/2	Kansas State 35 38
W/H	2/7	Iowa State 39 31
L/A	2/14	Kansas 30 58
L/A	2/16	Oklahoma 29 37
L/H	2/21	Oklahoma 41 46
W/A	2/28	Missouri 41 40

Season Note: After 2-0 Big Six start, NU lost four-straight and seven of last nine games to finish with sub-.500 record for fifth-straight season.

1942-43 Won 6, Lost 10

(5-5 in Big Six, tie 3rd)
Home: 4-4 (3-2) Away: 2-6 (2-3)
Coach: A.J. Lewandowski

	NU	Opp.
L/A	12/7	South Dakota 30 40
L/A	12/12	Illinois 27 69
W/H	12/19	Iowa 52 43
L/H	12/30	Indiana 39 40
W/A	1/5	Kansas State 41 32
W/A	1/16	Missouri 39 36
L/A	1/18	Iowa State 38 50
L/H	1/21	Gardner Naval 37 52
L/H	1/30	Oklahoma 32 56
L/KC	2/6	Gardner Naval 37 43
L/H	2/13	Kansas 24 56
W/H	2/17	Kansas State (OT) 50 47
W/H	2/20	Missouri 56 50
L/A	2/23	Kansas 33 52
W/H	2/27	Iowa State 51 36
L/A	3/1	Oklahoma 48 65

Season Note: Five-straight mid-season losses stood between NU and its first winning season since 1936-37.

1943-44 Won 2, Lost 13

(1-9 in Big Six, tie 5th)
Home: 2-5 (1-4) Away: 0-8 (0-5)
Coach: A.J. Lewandowski

	NU	Opp.
L/A	12/10	Iowa 33 50
L/A	12/11	DePaul 15 55
L/A	12/13	Minnesota 21 40
W/H	12/18	South Dakota 41 31
L/A	1/8	Iowa State 24 56
L/A	1/15	Kansas 27 51
L/A	1/17	Oklahoma 35 45
L/H	1/22	Minnesota 32 45
W/H	2/1	Kansas State 54 47
L/H	2/5	Missouri (OT) 32 36
L/A	2/12	Missouri 29 44
L/A	2/14	Iowa State 35 58
L/H	2/19	Kansas 47 56

L/H	2/26	Oklahoma	32	43
L/A	2/29	Kansas State	37	40

Season Notes: Fewest wins in season for Huskers since 1897-98 campaign...Nebraska failed to win road game for first time in eight years.

1944-45 Won 2, Lost 17

(1-9 in Big Six, 6th)
Home: 2-7 (1-4) Away: 0-10 (0-5)
Coach: A.J. Lewandowski

	NU	Opp.
L/H	12/16	Iowa 45 61
L/H	12/22	Minnesota 54 55
L/KC	12/23	Kansas State 46 49
W/H	12/27	Pentathlon 54 40
L/A	12/29	Illinois 39 71
L/A	12/30	Indiana 42 65
L/H	1/3	Oklahoma 37 44
L/A	1/8	Iowa State 38 50
L/A	1/12	Kansas 33 48
L/A	1/13	Oklahoma* 45 48
L/A	1/15	NATTC** 34 57
L/A	1/20	Kansas State 48 70
L/H	1/30	Navy Pre-Flight 42 62
L/H	2/3	Missouri 41 47
W/H	2/10	Kansas 59 45
L/A	2/17	Missouri (2OT) 54 55
L/A	2/19	Iowa State 45 47

L/H	2/8	Iowa State	45	57
L/H	2/11	Oklahoma	44	51
L/A	2/15	Kansas	30	72
W/H	2/25	Missouri	42	39
L/A	2/28	Kansas State	49	54

Season Note: L.F. Klein replaced A.J. Lewandowski as NU head coach, guided Huskers to 7-13 record in only season on bench.

1946-47 Won 10, Lost 14

(3-7 in Big Six, tie 5th)
Home: 7-4 (3-2) Away: 3-10 (0-5)
Coach: Harry Good

	NU	Opp.
W/H	12/4	South Dakota 68 37
W/H	12/7	Ottumwa Navy 65 45
W/H	12/9	Drake 48 44
Big Six Holiday Tournament		
L/KC	12/12	Arkansas 46 57
W/KC	12/13	Iowa State 54 51
L/KC	12/14	Oklahoma 52 63
L/H	12/17	St. Mary's (Calif.) 54 58
L/H	12/23	Minnesota 58 66
L/A	12/28	Illinois 37 72
L/A	12/30	Louisville 53 68
L/A	12/31	Western Kentucky 56 74
L/A	1/4	Kansas State 54 63
W/H	1/6	Oklahoma 44 41



Coach Harry Good guided Nebraska to a share of the 1949 and 1950 Big Seven Conference titles.

L/A	2/20	Navy Pre-Flight***	41	55
L/H	2/24	Kansas State	47	55

*at Oklahoma City, Okla.
**at Norman, Okla.
***at Iowa City, Iowa.

Season Notes: Final season for Coach A.J. Lewandowski...Huskers lost 10-straight from Dec. 27 through Feb. 3, ended streak with 14-point homecourt win over Kansas, then lost final four games of season.

1945-46 Won 6, Lost 14

(3-7 in Big Six, tie 4th)
Home: 5-4 (2-3) Away: 2-9 (1-4)
Coach: L.F. Klein

	NU	Opp.
L/A	12/8	Minnesota 30 55
W/H	12/11	South Dakota 52 29
L/KC	12/14	Missouri 54 63
W/KC	12/15	Kansas State 62 47
L/A	12/17	Iowa 35 61
L/H	12/20	Illinois 51 62
L/H	12/28	Oregon State 48 40
L/A	12/29	Bradley 33 53
L/A	12/31	Marquette 36 49
W/H	1/2	Kansas State 44 37
L/A	1/7	Oklahoma 48 70
L/H	1/11	Kansas 45 56
L/A	1/14	Iowa State 39 57
W/A	1/18	Missouri 44 42
W/H	2/1	South Dakota State 52 50

W/H	1/14	Kansas	48	46
L/A	1/18	Missouri	41	47
L/A	1/20	Iowa State	44	61
W/A	1/31	Drake	65	44
W/A	2/1	Ottumwa Navy	72	53
W/H	2/4	South Dakota State	53	34
L/H	2/10	Iowa State	54	56
L/A	2/15	Kansas	37	69
L/A	2/17	Oklahoma	49	63
L/H	2/22	Missouri	49	60
W/H	2/27	Kansas State	54	50

Season Notes: NU was 9-10 with four games to go, but lost four of last five games to end 10-14...Harry Good became the Husker head coach after several successful seasons at the University of Indiana...first year of league-sponsored Holiday Tournament at Kansas City, Mo., an event that lasted through 1978-79 season.

1947-48 Won 11, Lost 13

(5-7 in Big Seven, 5th)
Home: 6-4 (3-3) Away: 5-9 (2-4)
Coach: Harry Good

	NU	Opp.
L/H	12/8	Purdue 56 60
L/A	12/13	Minnesota 59 63
W/H	12/16	South Dakota 65 38
Big Seven Holiday Tournament		
W/KC	12/18	Missouri 46 44
L/KC	12/19	Oklahoma 46 47
L/KC	12/20	Kansas (OT) 60 64



Claude Retherford was the leading scorer on NU's 1949 Big Seven Championship team.

W/H	12/23	Colorado State	67	47
W/A	12/27	Stanford*	51	47
L/A	12/29	San Jose State	38	39
L/A	12/30	Nevada-Reno	58	63
W/A	1/2	Northern Colorado	58	54
L/A	1/6	Iowa State	44	55
L/H	1/12	Missouri	54	66
W/A	1/17	Colorado	59	55
L/H	1/31	Kansas State	45	64
W/H	2/3	South Dakota State	66	56
L/A	2/7	Kansas	61	57
L/A	2/9	Oklahoma	57	79
L/A	2/14	Missouri	41	47
W/H	2/21	Iowa State	62	57
W/H	2/25	Colorado	58	53
L/A	2/27	Kansas State	49	56
L/H	3/1	Oklahoma	74	81
W/H	3/6	Kansas	70	64

*San Francisco, Calif.

Season Notes: Claude Retherford led team in scoring, tallied school single-season record 244 points...Huskers were 10-11 going into final three games of season and had shot at first winning season since 1935-36, but dropped two of those games for 11th-straight losing season...Colorado joined Big Six and the league changed its name to the Big Seven...NU led Big Seven in scoring at 55.9 points per game for all games.

1948-49 Won 16, Lost 10

(9-3 in Big Seven, tie 1st)

Home: 9-2 (5-1) Away: 7-8 (4-2)

Coach: Harry Good

NU	Opp.		
W/H	12/1	NW Missouri State	59 39
L/H	12/6	Minnesota	52 61
W/H	12/11	Northern Iowa	63 52
L/A	12/17	Purdue	47 64
L/A	12/18	Cincinnati	46 64
L/A	12/20	Duquesne	49 55
W/A	12/21	Western Reserve	83 80
Big Seven Holiday Tournament			
L/KC	12/28	Kansas State	34 48
L/KC	12/29	Missouri	50 52
W/KC	12/30	Harvard	56 54
W/H	1/8	Kansas	52 34
W/H	1/11	Washington (Mo.)	48 45
W/H	1/15	Iowa State	71 50
W/H	1/29	South Dakota	72 50
W/H	1/31	Kansas State	70 48
W/H	2/5	Colorado	45 43
W/A	2/12	Kansas	49 39
L/A	2/14	Oklahoma	45 47
L/A	2/19	Iowa State	44 41
W/H	2/21	Missouri	47 46
W/A	2/26	Colorado	56 45
L/A	3/1	Kansas State	28 53
L/H	3/5	Oklahoma	49 56
W/A	3/7	Missouri	52 48

Big Seven Playoff			
W/KC	3/14	Oklahoma	57 56
NCAA District Tournament			
L/KC	3/16	Oklahoma State	35 52

Season Notes: Cornhuskers tied Oklahoma for first-place in league, beat Sooners in league playoff for spot in NCAA District Tournament...first NU title on hardwood since 1936-37 season...Claude Retherford led team in scoring for third-straight year, finished with then-school single-season record 311 points...Retherford was first-team All-Big Seven pick, led conference in scoring for league games only at 12.4 points per game and was conference MVP...Bus Whitehead also earned first-team all-conference honors...for second-straight year, NU led league in scoring with 52.3 average.

1949-50 Won 16, Lost 7

(8-4 in Big Seven, tie 1st)

Home: 12-1 (5-1) Away: 4-6 (3-3)

Coach: Harry Good

	NU	Opp.	
W/H	12/3	South Dakota State	61 32
W/H	12/7	Northwest Missouri St.	58 39
L/A	12/12	Bradley (I)	54 64
W/H	12/14	Northern Iowa	60 54
W/H	12/17	Baylor	69 55
W/H	12/19	Colorado State	63 43
W/H	12/23	Idaho	66 45

Big Seven Holiday Tournament

L/KC	12/28	Colorado	57 67
L/KC	12/29	Michigan	65 67
W/KC	12/30	Iowa State (OT)	85 67
W/H	1/2	South Dakota	47 40
W/H	1/10	Kansas	57 56
W/H	1/14	Iowa State	64 46
L/A	1/16	Colorado	59 72
W/H	1/30	Kansas State (OT)	65 63
W/H	2/6	Missouri	50 41
L/A	2/11	Kansas	36 49
W/A	2/13	Oklahoma	57 55
W/H	2/18	Colorado	59 49
W/A	2/20	Missouri	55 48
W/A	2/25	Iowa State (OT)	56 54
L/H	3/4	Oklahoma	48 64
L/A	3/11	Kansas State	60 63

Season Notes: Nebraska tied Kansas and Kansas State for Big Seven title; second-straight year Huskers earned share of conference crown...NU went into final regular-season game with chance to win crown outright, but dropped three-point decision at Kansas State, forced to settle for tie with Jayhawks and Wildcats...Huskers finished seventh in Big Seven Holiday tourney, but opened league play 4-1, then after 13-point loss at Kansas, rebounded to win four straight before losing back-to-back games to end season...Bus Whitehead was first-team All-Big Seven performer, led Cornhuskers in scoring and tallied school single-season record 360 points.

1950-51 Won 9, Lost 14

(4-8 in Big Seven, 5th)

Home: 7-2 (4-2) Away: 2-12 (0-6)

Coach: Harry Good

	NU	Opp.	
L/A	12/2	Minnesota	41 55
W/H	12/4	Northwest Missouri St.	61 39
L/A	12/8	Washington	49 54
L/A	12/9	Washington	53 71
L/A	12/11	California*	59 62
W/A	12/12	Santa Clara	53 38
W/H	12/19	Northern Iowa	63 55

Big Seven Holiday Tournament

W/KC	12/28	Missouri (8)	54 52
L/KC	12/29	Kansas State (20)	53 72
L/KC	12/30	Kansas (11)	47 63
W/H	1/3	South Dakota	74 49
L/A	1/6	Kansas (20)	41 66
W/H	1/8	Iowa State	51 49
L/A	1/15	Colorado	45 51
L/A	2/2	Iowa State	51 67
L/H	2/5	Kansas State (3)	50 79
L/H	2/10	Kansas (20)	52 61
L/A	2/12	Oklahoma	49 72
W/H	2/19	Missouri	54 52
W/H	2/24	Colorado	58 45
L/A	2/26	Kansas State (4)	48 74
W/H	3/3	Oklahoma	46 44
L/A	3/7	Missouri	57 68

*San Francisco, Calif.

Season Notes: After a 1-1 start in Big Seven play, Huskers lost five straight, before winning three of last five league games to finish 4-8...Bob Pierce averaged team-high 16.7 points, broke NU single-season scoring mark with 384-point season...Jim Buchanan was only other player in double-digits (12.9).


1951-52 Won 7, Lost 17

(3-9 in Big Seven, 8th)

Home: 7-4 (3-3) Away: 0-13 (0-6)

Coach: Harry Good

	NU	Opp.	
W/H	12/1	Northern Iowa	60 44
L/H	12/8	Minnesota (15)	55 63
W/H	12/11	Northwest Missouri St.	59 43
W/H	12/15	Fresno State	72 48
L/A	12/19	Southern Methodist	55 61
L/A	12/20	Texas Christian (OT)	57 58
L/A	12/21	Tampa	76 81
L/A	12/22	Miami (Fla.)	60 70
Big Seven Holiday Tournament			
L/KC	12/27	Kansas State (5)	67 87
L/KC	12/28	Colorado	63 68
L/KC	12/29	Iowa State	66 75
W/H	1/5	Colorado	63 61
L/A	1/12	Kansas State (9)	36 71
L/H	1/14	Kansas (1)	66 69
W/H	1/26	South Dakota	82 59
L/A	1/28	Iowa State	72 78
L/H	2/2	Missouri	55 60



Nebraska's 1949-50 team tied Kansas and Kansas State for the Big Seven title with an 8-4 record.

W/H	2/9	Oklahoma	67	66
L/A	2/11	Colorado	65	67
L/A	2/16	Kansas (4)	52	90
L/A	2/18	Oklahoma	59	65
W/H	2/25	Iowa State	75	63
L/H	3/1	Kansas State (3)	60	75
L/A	3/3	Missouri	53	68

Season Notes: Huskers posted second-straight losing record and finished last in league for first time since 1944-45 campaign...guard Jim Buchanan earned All-America honors and was first-team All-Big Seven pick...Buchanan led Huskers in scoring with 16.7 average.

1952-53 Won 9, Lost 11

(4-8 in Big Seven, 6th)

Home: 5-4 (2-4) **Away:** 4-7 (2-4)

Coach: Harry Good

	NU	Opp.
W/H	12/6	South Dakota 65
L/A	12/13	Minnesota 62
W/H	12/17	Springfield 82
W/A	12/20	Bradley 73

Big Seven Holiday Tournament

L/KC	12/27	Kansas	66	73
W/KC	12/29	Iowa State	83	79
L/KC	12/30	Colorado	53	67
W/H	1/3	Harvard	92	53
W/A	1/5	Colorado	80	65
L/H	1/12	Kansas	59	65
L/H	1/17	Iowa State	60	78
W/H	1/19	Missouri	73	62
W/H	2/7	Kansas State (4)	80	67
L/H	2/9	Colorado	78	86
L/A	2/14	Kansas (9)	58	77
W/A	2/16	Oklahoma	59	53
L/A	2/21	Missouri	59	66
L/H	2/28	Oklahoma	70	78
L/A	3/2	Iowa State	66	93
L/A	3/10	Kansas State (8)	80	108

Season Notes: Huskers were 8-5 at one point, but lost six of final seven games to post third-straight losing season...Bill Johnson led team in both scoring (13.9) and rebounding (9.4).

1953-54 Won 8, Lost 13

(5-7 in Big Seven, tie 4th)

Home: 6-3 (4-2) **Away:** 2-10 (1-5)

Coach: Harry Good

	NU	Opp.
L/A	12/5	Minnesota (8) 64
W/H	12/12	Iowa 81
W/H	12/15	South Dakota 70
L/A	12/19	Oregon State (12) 55
L/A	12/21	Oregon 68
L/A	12/22	Oregon 72

Big Seven Holiday Tournament

W/KC	12/26	Kansas State	78	74
L/KC	12/29	Oklahoma	70	86
L/KC	12/30	Missouri	57	72
W/A	1/4	Iowa State	74	60
W/H	1/9	Oklahoma	76	72
W/H	1/11	Kansas State	88	75
W/H	1/18	Missouri	80	72
L/A	2/6	Kansas State	70	91
L/H	2/8	Colorado	67	75
L/A	2/13	Kansas (19)	68	79
L/A	2/15	Oklahoma	68	76
L/A	2/20	Colorado	58	83
L/H	2/22	Kansas	62	67
W/H	2/27	Iowa State	78	65
L/A	3/1	Missouri	67	82

Season Notes: Huskers got off to 3-6 start, opened Big Seven play with four-straight wins, but lost six-straight and seven of their final eight games to finish 8-13...Bill Johnson led team in both scoring (18.2) and rebounding (11.2) for second-straight season...Johnson's scoring average stood as NU record for 13 seasons...Johnson grabbed NU single-game record 26 rebounds in Jan. 4 game at Iowa State.

1954-55 Won 9, Lost 12

(6-6 in Big Seven, tie 3rd)

Home: 7-1 (5-1) **Away:** 2-11 (1-5)

Coach: Jerry Bush

	NU	Opp.
L/A	12/6	Iowa 61
W/H	12/11	South Dakota 87
W/A	12/18	Bradley 93
L/A	12/20	Alabama (19) 76
L/A	12/22	Memphis State 79

Big Seven Holiday Tournament				
L/KC	12/27	Missouri (7)	58	75
L/KC	12/29	Colorado	47	89
L/KC	12/30	Kansas	66	69
W/H	1/4	Iowa State	76	63
L/A	1/8	Missouri (9)	59	67
W/H	1/11	Kansas State	69	59
W/H	1/15	Kansas	66	62
W/H	1/21	Northwest Missouri St.	74	54
L/A	2/5	Kansas State	62	79
W/H	2/7	Colorado	84	77
W/H	2/12	Oklahoma	75	67
L/H	2/14	Missouri	73	76
W/A	2/19	Kansas	68	55
L/A	2/21	Oklahoma	76	78
L/A	2/26	Iowa State	75	82
L/A	3/5	Colorado	66	77

Season Notes: Under the direction of first-year mentor Jerry Bush, the Huskers finished 9-12...Bush, who replaced Harry Good as NU's bench boss, came to Lincoln after posting a 129-59 record in seven seasons at Toledo...Huskers were 9-9 after 18 games, but lost last three games to record school's fifth-straight losing season...Willard Fagler led team in scoring with 13.6 average, while Rex Ekwall averaged team-high 11.5 rebounds per game.

1955-56 Won 7, Lost 16

(3-9 in Big Seven, 6th)

Home: 5-5 (2-4) **Away:** 2-11 (1-5)

Coach: Jerry Bush

	NU	Opp.
L/A	12/3	Iowa (4) 51
W/H	12/9	Texas Tech (OT) 69
L/A	12/10	Michigan 71
L/A	12/12	Wichita State 46
W/H	12/16	UCLA 71
L/A	12/19	Wisconsin 52
L/H	12/21	Vanderbilt (8) 48

Big Seven Holiday Tournament

L/KC	12/28	Missouri	66	71
W/KC	12/29	Cornell (N.Y.)	70	69
L/KC	12/30	Kansas State	51	79
L/A	1/7	Colorado	63	78
W/H	1/16	Missouri	83	77
L/H	1/21	Colorado	50	77
W/H	2/4	Emporia State	72	59
L/H	2/6	Kansas State	52	66
L/A	2/11	Kansas	56	80
W/A	2/13	Oklahoma (OT)	68	61
L/H	2/18	Iowa State (OT)	69	71
L/A	2/20	Kansas State	50	73
L/H	2/25	Kansas	56	60
W/H	3/3	Oklahoma (OT)	64	63
L/A	3/5	Missouri	80	88
L/A	3/9	Iowa State	74	94

Season Notes: Biggest win of season was 71-65 homecourt decision over eventual Pac-8 Conference champion UCLA, the only time an NU team beat a John Wooden-coached Bruin squad...three of NU's seven wins were in overtime...Rex Ekwall led NU in both scoring (14.9) and rebounding (10.7).

1956-57 Won 11, Lost 12

(5-7 in Big Seven, tie 4th)

Home: 7-2 (4-2) **Away:** 4-10 (1-5)

Coach: Jerry Bush

	NU	Opp.
L/A	11/30	UCLA 56
L/A	12/1	UCLA 60
W/H	12/3	Iowa 67
W/H	12/8	Michigan 73
W/H	12/10	Wisconsin 53
W/H	12/17	Purdue 65
W/A	12/20	Texas Tech 67
L/A	12/22	Vanderbilt 54

Big Seven Holiday Tournament

L/KC	12/27	Michigan State	65	79
W/KC	12/28	Missouri	70	65
L/KC	12/29	Iowa State (17)	69	89
W/H	1/7	Colorado	74	52
L/A	1/12	Colorado	56	60
W/A	1/19	Missouri	84	65
L/A	2/4	Kansas State	53	89
L/H	2/9	Kansas (2)	54	69
W/A	2/11	Missouri	53	49
L/A	2/16	Iowa State (9)	47	59
L/H	2/18	Kansas State	56	81
L/A	2/23	Kansas (2)	60	87
L/A	2/25	Oklahoma	53	55
W/H	3/6	Oklahoma	64	55

W/H	3/9	Iowa State (17)	67	58
-----	-----	-----------------	----	----

Season Notes: After 0-2 start, Huskers won five-straight games, with four of those victories against Big Ten institutions...NU was 8-6 after Jan. 19 win over Missouri, but dropped five of its next seven games to ensure seventh-straight losing season...Rex Ekwall led team in both scoring (13.3) and rebounding (9.3).

1957-58 Won 10, Lost 13

(5-7 in Big Seven, tie 4th)

Home: 9-2 (5-1) **Away:** 1-11 (0-6)

Coach: Jerry Bush

	NU	Opp.
W/H	12/2	South Dakota State 64
W/H	12/5	Wyoming 77
L/A	12/7	Michigan 57
L/A	12/9	Notre Dame 56
L/H	12/14	Purdue 61
W/H	12/16	Denver 68
W/H	12/19	Ohio 61
L/A	12/21	Marquette 64

Big Seven Holiday Tournament

W/KC	12/27	Princeton	74	64
L/KC	12/28	Kansas State (3)	57	88
L/KC	12/30	Iowa State (20)	51	61
L/A	1/6	Missouri	54	55
L/A	1/11	Kansas State (4)	59	74
W/H	1/13	Oklahoma	57	54
L/H	1/18	Iowa State	52	57
L/A	2/1	Iowa State	63	78
L/A	2/8	Kansas (2)	46	102
L/A	2/10	Oklahoma	39	66
W/H	2/12	Missouri (OT)	67	62
W/H	2/17	Colorado	50	41
W/H	2/22	Kansas (1)	43	41
W/H	3/3	Kansas State (1)	55	48
L/A	3/8	Colorado	52	54

Season Notes: After splitting its first eight games, NU lost eight of its next nine games before winning four of final five games...two of the school's most-memorable wins came late in season...Kansas handed NU its worst loss ever, 102-46, at Lawrence, but Huskers avenged loss by knocking off top-ranked Jayhawks at Lincoln, 43-41...NU guard Jimmy Kubacki hit a 15-foot jumper with two seconds left to give the Huskers the win over the Wilt Chamberlain-led Jayhawks...nine days later, the Huskers shocked No. 4 Kansas State and Omaha native Bob Boozer...K-State went into March 3 game ranked fourth in AP poll, but was No. 1 when the new poll was released on March 4...Wilson Fitzpatrick and Gary Reimers both averaged a team-best 11.5 points per game, while Herschell Turner led team in rebounding with an 8.2 average.

1958-59 Won 12, Lost 13

(5-9 in Big Eight, tie 5th)

Home: 9-3 (4-3) **Away:** 3-10 (1-6)


Coach: Jerry Bush

	NU	Opp.
W/H	12/1	Northwest Missouri St. 85
W/H	12/6	Montana State 75
W/H	12/8	Marquette (17) 62
L/A	12/13	Minnesota 57
W/H	12/15	Texas Tech 54
L/A	12/18	Bradley (11) 48
L/A	12/20	Michigan State (15) 55

Big Eight Holiday Tournament

W/KC	12/27	Oklahoma State	55	48
L/KC	12/29	Colorado	50	54
W/KC	12/30	Oklahoma	60	43
L/A	1/5	Colorado	50	57
W/H	1/10	Oklahoma State	47	44
W/H	1/12	Missouri	81	69
W/H	1/17	Iowa State	52	49
W/H	1/31	Detroit	91	77
L/H	2/2	Kansas State (3)	43	50
L/A	2/7	Oklahoma State	39	54
L/A	2/9	Oklahoma	48	54
L/H	2/14	Kansas	55	63
L/A	2/21	Kansas	50	66
W/H	2/23	Colorado	62	61
L/A	2/28	Iowa State	56	59
W/A	3/2	Missouri	81	79
L/H	3/5	Oklahoma	54	65
L/A	3/9	Kansas State (2)	54	76

Season Notes: NU finished with best record in nine-year tenure of Coach Jerry Bush...NU was 12-11 heading into final two games, and needed one win to secure first winning season since 1949-50, but it dropped both games to finish 12-13...Herschell Turner led team in scoring (17.1) and re-



Herschell Turner (left) earned All-Big Eight honors for Coach Jerry Bush.

bounding (9.8)...Turner was first-team All-Big Eight pick by United Press International...Turner's scoring average was best for NU player since Bill Johnson's 18.2 mark in 1953-54...Oklahoma State's addition to the league made the Big Seven the Big Eight.

1959-60 Won 7, Lost 17

(4-10 in Big Eight, tie 7th)
Home: 6-5 (4-3) Away: 1-12 (0-7)
Coach: Jerry Bush

	NU	Opp.
W/H 12/5	Air Force	68 54
W/H 12/7	Minnesota	76 66
L/H 12/14	Notre Dame	62 70
L/H 12/17	Michigan State (2OT)	80 82
L/A 12/19	Oregon State	60 63
L/N* 12/21	Oregon State	65 67
L/A 12/23	Montana State	58 64

Big Eight Holiday Tournament

L/KC 12/26	Colorado	55 64
L/KC 12/29	Kansas State	63 71
W/KC 12/30	Missouri	78 67
L/A 1/4	Iowa State	53 57
L/H 1/9	Kansas	47 60
L/A 1/11	Missouri	61 69
L/A 1/16	Colorado (OT)	57 62
L/H 1/30	Colorado	54 58
W/H 2/1	Missouri	64 59
L/A 2/6	Oklahoma State	47 52
L/A 2/8	Oklahoma	54 63
W/H 2/13	Iowa State	69 49
W/H 2/20	Kansas State	70 60
L/H 2/22	Oklahoma	49 50
W/H 2/27	Oklahoma State	54 47
L/A 3/5	Kansas State	74 83
L/A 3/7	Kansas	74 79

*Portland, Ore.

Season Notes: After a 2-0 start, NU lost seven-straight and 12 of its next 13 games and went on to finish 7-17...Herschell Turner was first-team All-Big Eight performer after leading team in scoring (15.9) and rebounding (8.0) for second-straight season...Turner also became first 1,000-point career scorer in school history, finished with 1,056 points.

1960-61 Won 10, Lost 14

(4-10 in Big Eight, 6th)
Home: 7-5 (3-4) Away: 3-9 (1-6)
Coach: Jerry Bush

	NU	Opp.
W/H 12/1	Northern Iowa	78 68
L/H 12/3	Wichita State	63 65
W/H 12/7	Utah State	65 60
W/H 12/13	Denver	77 52
L/A 12/17	Detroit (3)	62 71
L/A 12/19	Cincinnati	60 75
W/H 12/21	Arizona	79 55

Big Eight Holiday Tournament

L/KC 12/28	Kansas	53 78
W/KC 12/29	Missouri	90 72
W/KC 12/30	Oklahoma State	70 61
W/H 1/7	Missouri	62 48
W/H 1/9	Colorado (OT)	65 61
L/A 1/14	Colorado*	51 66
L/H 1/21	Iowa State	58 66
L/A 2/4	Oklahoma State	47 55
L/A 2/6	Oklahoma	58 69
L/H 2/11	Kansas	33 38
L/A 2/13	Iowa State	62 68
L/H 2/18	Oklahoma State	61 65
W/H 2/20	Oklahoma	83 61
W/A 2/25	Kansas	69 68
L/H 2/27	Kansas State (7)	67 77
L/A 3/4	Kansas State (7)	56 75
L/A 3/6	Missouri	76 97

*CU won game, but later forfeited.

Season Notes: After back-to-back wins over Oklahoma and Kansas in late February, Huskers stood 10-11 and needed two wins in final three games to secure first winning season since 1949-50, but NU lost all three games to finish 10-14...Tom Russell led NU in both scoring (12.5) and rebounding (9.7).

1961-62 Won 9, Lost 16

(5-9 in Big Eight, tie 5th)
Home: 5-5 (2-5) Away: 4-11 (3-4)
Coach: Jerry Bush

	NU	Opp.
L/A 12/4	Wichita State	49 79
W/H 12/7	Southern Methodist	63 60
L/A 12/9	Air Force	49 58

W/H 12/11	Notre Dame	65 61
W/H 12/16	Ohio	81 64
L/A 12/20	Wyoming	70 71
L/A 12/22	California	49 50
L/A 12/23	Stanford	59 72

Big Eight Holiday Tournament

L/KC 12/27	Kansas State (3)	48 60
W/KC 12/29	Oklahoma State	52 51
L/KC 12/30	Kansas	68 69
W/A 1/6	Kansas	69 67
W/H 1/10	Oklahoma	57 56
L/H 1/13	Colorado	56 58
L/A 1/20	Iowa State	72 84
L/A 2/3	Kansas State (4)	53 72
W/H 2/5	Oklahoma State	57 56
L/A 2/10	Colorado	63 74
L/H 2/12	Iowa State	66 79
W/A 2/17	Missouri	65 63
L/H 2/21	Kansas	70 73
L/H 2/24	Missouri	63 81
L/A 3/3	Oklahoma State	64 65
W/A 3/5	Oklahoma (OT)	71 69
L/H 3/7	Kansas State (3)	60 84

Season Notes: Six losses by three or fewer points gave Huskers 9-16 record rather than 15-10 mark...for second-straight season, Tom Russell led NU in both scoring (16.5) and rebounding (8.0 rpg)...Russell also ranked seventh nationally in field-goal percentage at .560...Russell scored then-school-record 38 points in Huskers' 73-70 homecourt loss to Kansas.

1962-63 Won 6, Lost 19

(1-13 in Big Eight, 8th)
Home: 4-9 (1-6) Away: 2-10 (0-7)
Coach: Jerry Bush

	NU	Opp.
W/A 12/1	Texas Tech	68 66
L/A 12/3	Houston	61 68
W/H 12/8	Air Force	43 39
W/H 12/10	Northern Iowa	78 59
L/H 12/15	Denver	54 63
W/H 12/17	Miami (Ohio)	72 69
L/H 12/21	Southern California	49 58
L/H 12/22	Southern California	53 55

Big Eight Holiday Tournament

L/KC 12/26	Iowa State	68 82
L/KC 12/28	Colorado (17)	47 59
W/KC 12/29	Oklahoma	93 86
L/H 1/7	Colorado	47 75
L/A 1/12	Kansas State	53 66
L/A 1/19	Kansas	53 72
L/H 2/2	Kansas State	60 72
L/A 2/4	Iowa State	69 83
L/H 2/9	Missouri	61 69
L/H 2/11	Iowa State	54 75
L/A 2/16	Oklahoma State	41 51
L/A 2/18	Oklahoma	77 84
L/H 2/23	Kansas	39 45
W/H 2/25	Oklahoma State	49 48
L/H 3/2	Oklahoma	75 77
L/A 3/4	Colorado	51 80
L/A 3/6	Missouri	72 84

Season Notes: After a 4-2 start, NU lost 14 of next 15 games, including 10 straight to open Big Eight Conference play...Huskers avert winless conference record and snap 10-game losing streak with 49-48 win over Oklahoma State late in February...season was last for Coach Jerry Bush, who resigned following the season after nine years at the helm...the 19 losses were most-ever in one year for Husker team...Daryl Petsch led team in scoring with 14.8 average, while Charlie Jones was club's top rebounder (8.2).

1963-64 Won 7, Lost 18

(5-9 in Big Eight, tie 6th)
Home: 6-5 (4-3) Away: 1-13 (1-6)
Coach: Joe Cipriano

	NU	Opp.
W/H 12/2	Wyoming	79 72
L/A 12/6	Michigan (7)	55 80
L/A 12/7	Purdue	75 81
L/H 12/9	Texas Tech	60 76
L/H 12/14	Houston	58 64
L/A 12/20	Southern California	73 79
L/A 12/21	Southern California	64 79

Big Eight Holiday Tournament

L/KC 12/26	Kansas State	78 100
L/KC 12/28	Oklahoma	66 75
L/KC 12/30	Colorado (17)	58 80
W/A 1/6	Iowa State	55 52
W/H 1/11	Missouri (OT)	74 69

L/A	1/14	Kansas	48	74
W/H	1/18	Oklahoma City	74	65
L/A	2/1	Missouri	60	78
L/H	2/3	Kansas State (OT)	66	73
W/H	2/8	Oklahoma (2OT)	76	69
W/H	2/10	Oklahoma State	54	53
L/H	2/15	Colorado	52	60
L/A	2/17	Kansas State	48	50
W/H	2/22	Iowa State	57	55
L/H	2/24	Kansas	55	64
L/A	2/29	Oklahoma State	45	81
L/A	3/2	Oklahoma	76	82
L/A	3/9	Colorado (10)	73	89

Season Notes: After guiding Idaho to a 22-5 record in 1962-63, Joe Cipriano is tabbed as the Huskers' 22nd basketball coach, replacing Jerry Bush, who resigned after the 1962-63 season...NU scored 79-72 win over Wyoming in Cipriano's debut, then lost nine-straight before opening Big Eight play with a 55-52 win at Iowa State...Charlie Jones led NU in scoring (12.9) and rebounding (6.8).

1964-65 Won 10, Lost 15

(5-9 in Big Eight, tie 6th)
Home: 8-4 (3-4) **Away:** 2-11 (2-5)
Coach: Joe Cipriano

	NU	Opp.		
L/A	12/3	Wyoming	68	94
W/H	12/5	Purdue	96	85
W/H	12/7	South Dakota	74	63
W/H	12/12	Michigan (1)	74	73
L/A	12/18	Texas	73	77
L/A	12/20	Texas Tech	78	82
W/H	12/21	California	87	80
W/H	12/22	California	63	59

Big Eight Holiday Tournament

L/KC	12/28	Colorado	52	70
L/KC	12/29	Oklahoma State	61	74
L/KC	12/30	Iowa State	62	69
L/H	1/4	Kansas	56	66
L/A	1/9	Oklahoma State	54	93
L/A	1/11	Oklahoma	82	89
W/H	1/18	Iowa State	88	77
L/H	1/23	Oklahoma State	53	55
L/A	2/6	Colorado	52	62
L/A	2/9	Kansas State	62	57
W/H	2/13	Colorado	66	59
L/A	2/15	Missouri	74	92
W/A	2/20	Iowa State	69	65
L/A	2/23	Kansas	62	71
W/H	2/27	Oklahoma	67	63
L/A	3/2	Missouri	66	84
L/H	3/8	Kansas State	67	79

Season Notes: Fred Hare's buzzer-beater gave Huskers 74-73 homecourt upset win over top-ranked Michigan...Hare led NU in both scoring (15.2 ppg) and rebounding (7.4 rpg)...NU started 5-3, then dropped six-straight and nine of its next 10 to assure 15th-straight losing season.

1965-66 Won 20, Lost 5

(12-2 in Big Eight, 2nd)
Home: 11-0 (7-0) **Away:** 9-5 (5-2)
Coach: Joe Cipriano

	NU	Opp.		
W/A	12/1	Wisconsin	101	88
W/H	12/7	Oregon State	75	63
L/A	12/10	California	71	87
W/A	12/11	California	70	68
W/H	12/14	Texas	75	64
W/H	12/18	South Dakota	77	60
W/H	12/20	Stanford	71	67

Big Eight Holiday Tournament

W/KC	12/27	Missouri (OT)	69	67
W/KC	12/29	Oklahoma	92	79
L/KC	12/30	Kansas (4)	61	71
W/A	1/4	Iowa State	76	74
W/H	1/8	Missouri	82	60
W/A	1/15	Kansas State	82	71
W/H	1/18	Kansas (6)	83	75
W/H	1/22	Oklahoma	86	78
W/A	2/5	Oklahoma State (OT)	45	41
W/A	2/7	Oklahoma	85	81
L/A	2/8	9/Oklahoma City (OT)	81	85
H/W	2/12	9/Iowa State	81	70
W/A	2/19	9/Missouri	71	53
W/H	2/21	9/Colorado	70	63
L/A	2/26	8/Kansas (6)	73	110
W/H	3/1	9/Kansas State	79	69
L/A	3/5	Colorado	88	95
W/H	3/7	Oklahoma State	85	64

Season Notes: The frustration of 15-straight losing seasons was wiped out in the Big Red's 20-5 campaign that ended one win short of a share of the school's first league title in some 15 years...NU headed into the final week of conference play tied with Kansas for the league's top spot, but a loss at Colorado ended the Huskers' title hopes...Huskers posted only second 20-win season in school history, first in some 45 seasons...NU moved into the wire service polls for the first time ever, was rated as high as eighth and finished 11th in the final United Press International listing...Grant Simmons was first-team All-Big Eight pick and landed a spot on the USBWA District V all-star team...Stuart Lantz finished second in Big Eight sophomore-of-the-year voting to KU standout Jo Jo White...NU topped century mark for first time ever in 101-88 victory at Wisconsin to open season; later made first appearance in Big Eight Holiday tourney championship game.

1966-67 Won 16, Lost 9

(10-4 in Big Eight, tie 2nd)
Home: 10-1 (6-1) **Away:** 6-8 (4-3)
Coach: Joe Cipriano

		NU	Opp.	
W/H	12/2	Oregon	79	56
L/A	12/7	Wyoming	98	102
W/H	12/10	Pacific	90	78
W/H	12/12	Washington State	100	75
W/H	12/13	Washington State	80	78

Vanderbilt Invitational*

L/N	12/16	LaSalle*	76	99
W/N	12/17	Portland*	71	69

Big Eight Holiday Tournament

L/KC	12/27	Kansas State	81	98
W/KC	12/29	Oklahoma State	73	64
L/KC	12/30	Colorado	66	73
W/A	1/7	Oklahoma State	67	57
L/A	1/9	Oklahoma	87	99
W/H	1/14	Colorado	84	80
W/H	1/26	Oklahoma	97	78
W/H	1/28	Missouri	99	82
W/A	2/4	Kansas State	67	59
L/A	2/7	Kansas (7)	58	84
W/H	2/11	Iowa State	94	82
W/A	2/18	Iowa State	76	65
W/H	2/25	Kansas State	79	71
W/A	2/28	Missouri	80	73
L/H	3/4	Kansas (5)	57	64
W/H	3/6	Oklahoma State	88	71
L/A	3/11	Colorado	57	64

National Invitation Tournament

L/NYC3/13	Marshall	88	119
-----------	----------	----	-----

*Nashville, Tenn.

Season Notes: Nebraska, the Big Eight pre-season title favorite, finished second in the league race, three games back of first-place Kansas...the Huskers, though, landed their first National Invitation Tournament bid ever, but dropped a 119-88 decision to Marshall in the first round at Madison Square Garden...NU posted back-to-back winning seasons for first time since 1948-49 and 1949-50 campaigns...Stuart Lantz earned first-team All-Big Eight recognition and landed a spot on the USBWA District V all-star squad...Tom Baack and Nate Branch were second-team all-league picks...school-record 20-game homecourt win string snapped by Kansas in late February...after season, Coach Cipriano took Huskers on 13-game Latin American tour.


1967-68 Won 15, Lost 10

(8-6 in Big Eight, tie 3rd)
Home: 9-1 (6-1) **Away:** 6-9 (2-5)
Coach: Joe Cipriano

		NU	Opp.	
W/H	12/4	Fullerton State	111	74
W/H	12/5	South Dakota	94	61
L/A	12/8	Washington State	70	93
W/A	12/9	Washington State	91	76
L/A	12/11	Hawaii	74	82
L/A	12/13	Hawaii	72	86
L/A	12/20	Michigan State	70	74
W/H	12/23	Wyoming	82	74

Big Eight Holiday Tournament

W/KC	12/28	Oklahoma	75	65
W/KC	12/29	Oklahoma State	48	46
W/KC	12/30	Kansas State	66	62
L/A	1/5	Iowa State	70	85
L/A	1/9	Kansas State	62	78
W/H	1/13	Missouri	75	66
W/H	1/27	Oklahoma	110	90
W/H	2/1	Colorado	87	73
W/A	2/3	Oklahoma State	63	62
W/A	2/5	Oklahoma	89	83



Grant Simmons was NU's first academic All-Big Eight player.

W/H	2/10	Kansas State	92	68
L/A	2/17	Kansas	60	71
W/H	2/19	Oklahoma State	82	73
L/A	2/24	Colorado	73	75
W/H	2/27	Kansas	76	69
L/H	3/1	Iowa State (OT)	92	93
L/A	3/7	Missouri	70	91

Season Notes: For the first time ever, NU had two 1,000-point career scorers on the floor at the same time, as Tom Baack and Stuart Lantz reached that plateau during the 1967-68 campaign...Baack finished three-year career with a then-school-record 1,293 points and would later become Husker assistant coach...Lantz logged 1,266 points over his three-year career and was a first-team All-Big Eight pick and a District V all-star as a senior...Lantz was a third-round draft pick of the National Basketball Association's San Diego Rockets and would go on to play eight seasons of pro hoops...Baack was a 10th-round pick of the Detroit Pistons...NU won its first Big Eight Holiday title, scoring wins over Oklahoma, Oklahoma State and Kansas State...Huskers' post third-straight .500 or better record, a feat the school hadn't accomplished since a three-year string from 1929 through 1931.

1968-69 Won 12, Lost 14

(5-9 in Big Eight, tie 6th)
Home: 8-3 (4-3) **Away:** 4-11 (1-6)
Coach: Joe Cipriano

		NU	Opp.	
W/H	11/30	Wisconsin	68	55
L/A	12/6	Oregon State	67	79
W/A	12/7	Oregon	85	77
W/H	12/10	Wichita State (3OT)	94	92
W/H	12/14	Augustana (S.D.)	73	56
W/H	12/16	Michigan State	73	59

Sun Devil Classic*

L/A	12/20	Arizona State*	76	83
L/N	12/21	California*	73	86
L/A	12/23	Arizona	63	68

Big Eight Holiday Tournament

L/KC	12/26	Kansas	56	82
W/KC	12/28	Oklahoma	70	47
W/KC	12/30	Missouri	76	70
L/H	1/4	Kansas (5)	52	56
L/A	1/7	Kansas State	72	95
L/A	1/25	Iowa State (OT)	93	99
L/H	1/27	Oklahoma State	52	76
W/H	2/1	Missouri	87	71
W/H	2/3	Oklahoma	90	83
L/A	2/8	Colorado (20)	81	83
L/A	2/11	Missouri	60	79
L/H	2/15	Iowa State (OT)	74	75
L/A	2/22	Kansas (16)	73	79
W/H	2/24	Colorado (18)	79	65
W/H	3/1	Kansas State	88	71
L/A	3/6	Oklahoma State	63	72
W/A	3/8	Oklahoma	70	64

*Tempe, Ariz.

Season Notes: Leroy Chalk led Big Eight in field-goal percentage with a .538 mark and grabbed a then-school-record 257 rebounds...another sophomore, Marvin Stewart,

led NU in scoring with a 14.6 average...Huskers started Big Eight play 0-4, then went 5-5 in final 10 league games.

1969-70 Won 16, Lost 9

(7-7 in Big Eight, tie 3rd)
Home: 10-1 (6-1) Away: 6-8 (1-6)
Coach: Joe Cipriano

	NU	Opp.
W/H 12/1 California-Irvine	76	73
W/A 12/4 Augustana	75	56
W/A 12/6 Wichita State (OT)	81	79
W/H 12/9 Duquesne (7)	82	77
L/A 12/12 Houston* (20)	82	112
W/N 12/13 Texas A&M*	78	69
W/H 12/15 Northern Michigan	92	68
W/H 12/20 Arizona	79	69

Big Eight Holiday Tournament

L/KC 12/27 Colorado (16)	60	72
W/KC 12/29 Iowa State	74	66
W/KC 12/30 Kansas	78	73
L/A 1/6 Iowa State	70	72
L/H 1/13 Kansas State	64	71
W/H 1/17 Colorado	60	58
W/A 1/31 Oklahoma	70	60
L/A 2/2 Oklahoma State	58	81
W/H 2/7 Kansas	84	73
L/A 2/10 Colorado	59	76
W/H 2/14 Missouri	60	48
L/A 2/17 Kansas	87	100
L/A 2/21 Kansas State	62	69
W/H 2/23 Oklahoma	79	66
L/A 2/28 Missouri	63	80
W/H 3/2 Oklahoma State	61	55
W/H 3/7 Iowa State	87	81

*Houston, Texas

Season Notes: Huskers won nine of first 11 games, went 7-7 in Big Eight to finish 16-9 overall...Tom Scantlebury led team in scoring with a 14.5 average, but junior Marvin Stewart, the Huskers' top point producer in 1968-69, averaged 14.3 points through 14 games, then missed last 11 games because of academic problems...Leroy Chalk led team in rebounding for second-straight season with a 9.4 average.

1970-71 Won 18, Lost 8

(8-6 in Big Eight, 4th)
Home: 10-2 (5-2) Away: 8-6 (3-4)
Coach: Joe Cipriano

	NU	Opp.
W/A 12/1 Wyoming	68	63
W/H 12/5 Iowa	73	71
W/H 12/7 Northern Iowa	95	71
W/A 12/11 Texas Christian	69	64
L/A 12/12 Southern Methodist	75	80
W/H 12/14 Nevada-Reno	116	71

Husker Classic*

W/H 12/18 Miami (Fla.)*	85	58
W/H 12/19 Colorado State*	69	65
W/A 12/23 Wichita State	72	71

Big Eight Holiday Tournament

W/KC 12/28 Oklahoma State	71	58
W/KC 12/29 Colorado	77	67
L/KC 12/30 Kansas (8)	52	72
L/A 1/9 Kansas State	69	70
W/H 1/16 Iowa State	84	62
W/H 1/30 Oklahoma State	80	59
L/A 2/1 Oklahoma	67	79
L/H 2/6 Kansas (5)	67	81
W/A 2/9 Iowa State (OT)	69	67
W/H 2/13 Missouri	81	72
W/A 2/16 Colorado	65	63
W/A 2/20 Oklahoma State	57	55
L/H 2/22 Oklahoma	56	65
L/H 2/27 Missouri	65	77
W/H 3/2 Kansas State	87	71
W/H 3/6 Colorado	85	71
L/A 3/13 Kansas (4)	54	59

Season Notes: Marvin Stewart became first NU player to average 20 points in a season, finished with school-record 21.4 point-per-game average...Stewart led Big Eight in free-throw percentage at .824, became third NU player to top 1,000-point plateau for career, finished with 1,138 points...Stewart was first-team All-Big Eight pick and was named to all-tourney team at Big Eight Holiday Tournament...NU center Chuck Jura hit school-record and Big Eight-best .592 from field...NU won own Husker Classic and later advanced to title game of Big Eight Holiday Tournament for third time ever (lost to KU in title game, 72-52)...Cipriano became first 100-game winner in school history with Huskers' 69-64 win at Texas Christian...Moe Iba

joined Cip's staff as freshman coach...KU won Big Eight title with 14-0 record, first unbeaten champ since Kansas State in 1958-59.

1971-72 Won 14, Lost 12

(7-7 in Big Eight, 4th)
Home: 11-3 (6-1) Away: 3-9 (1-6)
Coach: Joe Cipriano


	NU	Opp.
W/H 12/1 Wyoming	81	63
L/H 12/3 San Diego State	61	63
L/H 12/4 Wichita State	61	74
L/A 12/6 Duquesne	53	75
W/H 12/11 Southern Methodist	84	76

Husker Classic*

W/H 12/17 Idaho*	90	49
W/H 12/18 LaSalle*	75	60
L/A 12/21 Iowa	77	86
W/H 12/23 San Jose State	80	63

Big Eight Holiday Tournament

L/KC 12/27 Missouri	64	76
W/KC 12/29 Oklahoma State	64	56
W/KC 12/30 Oklahoma	84	68
W/H 1/8 Oklahoma State	73	59
W/H 1/10 Oklahoma	77	70
W/H 1/15 Colorado	67	55
W/A 1/26 Oklahoma State	64	63
L/A 1/29 Kansas (OT)	55	57



Marvin Stewart scored 1,138 points in only 66 games as a Husker.

W/H 2/1 Kansas State	61	60
L/A 2/7 Oklahoma	70	72
W/H 2/12 Iowa State	76	71
L/A 2/15 Missouri (14)	65	80
W/H 2/19 Kansas	99	78
L/A 2/26 Colorado	57	67
L/H 3/4 Missouri (19)	54	61
L/A 3/6 Iowa State	67	76
L/A 3/11 Kansas State (OT)	76	81

Season Notes: Center Chuck Jura was first-team All-Big Eight pick and first-team Academic All-Big Eight choice...Jura led NU in both scoring (21.2) and rebounding (11.7)...his 11.7 rebound average was school record and topped Big Eight...Jura finished his career with totals of 1,255 points and 740 rebounds...NU won Husker Classic for second-straight season.

1972-73 Won 9, Lost 17

(4-10 in Big Eight, tie 6th)
Home: 4-5 (2-5) Away: 5-12 (2-5)
Coach: Joe Cipriano

	NU	Opp.
W/H 11/24 North Texas	64	46
L/A 12/1 Wyoming	59	65

Mountaineer Classic*

L/N 12/8 California*	50	75
W/N 12/9 Air Force*	57	53
W/H 12/11 Texas Christian	72	58

Kentucky Invitational**

L/A 12/15 Kentucky**	60	85
----------------------	----	----

L/N 12/16 Colorado State**	51	57
----------------------------	----	----

Big Eight Holiday Tournament

L/KC 12/27 Iowa State	64	75
W/KC 12/29 Kansas	74	72
L/KC 12/30 Oklahoma State	73	75
W/N 1/4 Georgia State***	63	54
L/N 1/6 North Carolina**** (9)	62	79
L/H 1/13 Oklahoma State	55	68
W/H 1/15 Oklahoma	74	67
L/H 1/27 Missouri (7)	65	78
L/A 1/30 Iowa State	60	81
L/H 2/3 Kansas State (18)	55	82
L/H 2/6 Colorado	59	67
W/A 2/10 Kansas	59	46
L/A 2/17 Oklahoma	59	67
W/A 2/19 Oklahoma State	76	64
W/H 2/24 Kansas	62	59
L/H 2/27 Iowa State	76	82
L/A 3/3 Kansas State (18)	70	97
L/A 3/6 Colorado	63	71
L/A 3/10 Missouri (12)	70	86

*Morgantown, West Virginia.

**Lexington, Ky.

***Decatur, Ga.

****Greensboro, N.C.

Season Notes: Without departed All-Big Eight center Chuck Jura, Huskers finished 9-17...NU's last losing season until 1987-88...freshman Jerry Fort led NU in scoring with 14.5 average, first Husker frosh ever to lead team in that department.

1973-74 Won 14, Lost 12

(7-7 in Big Eight, 4th)
Home: 11-2 (5-2) Away: 3-10 (2-5)
Coach: Joe Cipriano

	NU	Opp.
W/H 12/1 Wyoming	70	62
W/H 12/3 Minnesota-Duluth	77	50

Vanderbilt Invitational*

L/A 12/7 Vanderbilt*	58	82
L/N 12/8 Middle Tennessee State*	65	76
W/H 12/11 Georgia State (OT)	78	75
W/H 12/14 Northeast Missouri State	67	54
W/H 12/15 MacMurray	76	50
W/H 12/20 Northern Iowa	73	55

Big Eight Holiday Tournament

L/KC 12/27 Kansas State (18)	47	68
W/KC 12/28 Oklahoma State	69	62
L/KC 12/29 Kansas	66	75
L/A 1/7 Wichita State	58	66
L/A 1/12 Kansas	64	79
W/H 1/19 Oklahoma	63	58
L/H 1/22 Kansas State	65	73
L/A 1/26 Oklahoma State	66	79
L/A 1/28 Oklahoma	63	85
W/H 2/5 Iowa State (3OT)	91	88
W/H 2/9 Missouri	75	58
L/A 2/12 Colorado	64	65
W/A 2/16 Missouri	88	87
W/H 2/23 Oklahoma State	71	63
L/H 2/26 Kansas (15)	46	51
W/A 3/2 Kansas State	58	54
W/H 3/5 Colorado	65	42
L/A 3/9 Iowa State	58	76

*Nashville, Tenn.

Season Notes: Sophomore guard Jerry Fort led NU in scoring for second-straight season with 18.0 average and was first-team All-Big Eight pick...Huskers toured Italy following season and finished 2-5 on its three-week journey.

1974-75 Won 14, Lost 12

(7-7 in Big Eight, 4th)
Home: 8-3 (5-2) Away: 6-9 (2-5)
Coach: Joe Cipriano

	NU	Opp.
W/H 11/30 South Dakota State	87	72

Sun Devil Classic*

W/N 12/6 Long Beach State*	67	55
L/A 12/7 Arizona State*	62	83
W/A 12/10 North Texas	69	56
W/H 12/14 Wichita State	78	65
L/H 12/17 San Jose State	66	80

Indiana Classic**

W/N 12/20 Southern Methodist	69	67
L/A 12/21 Indiana** (2)	60	97
W/H 12/23 Vanderbilt	81	66

Big Eight Tournament

W/KC 12/26 Oklahoma	75	64
L/KC 12/28 Kansas	62	63
L/KC 12/30 Kansas State	63	80



Joe Cipriano ranks as the school's all-time winningest coach with 253 victories in 17 seasons.

W/H	1/18	Kansas State	74	61
W/A	1/22	Oklahoma	68	61
W/H	1/25	Colorado	85	59
W/H	1/29	Oklahoma State	73	58
L/A	2/1	Missouri	74	88
L/A	2/5	Kansas	44	72
W/H	2/8	Iowa State	75	62
L/H	2/12	Oklahoma (OT)	57	65
L/A	2/15	Colorado	61	62
L/A	2/19	Kansas State	64	65
W/H	2/22	Missouri	80	77
W/A	2/26	Oklahoma State	59	58
L/H	3/5	Kansas (2OT)	77	79
L/A	3/8	Iowa State	69	82

Season Notes: For third-straight season, Jerry Fort led NU in scoring at 20.2 points per game, and in process, became only third Husker to ever average 20-plus points in season...Fort earned first-team All-Big Eight honors for second-straight season...NU started Big Eight play 4-0, finished first half 5-2, but went 2-5 in second half and finished 7-7 in league...three of losses during second half of league schedule were by a combined four points...Fort scored school-record 40 points in Huskers' homecourt win over Missouri...his scoring outburst broke the old mark of 38 held by Tom Russell during the 1961-62 season.

1975-76 Won 19, Lost 8

(10-4 in Big Eight, 3rd)

Home: 9-4 (5-2) Away: 10-4 (5-2)

Coach: Joe Cipriano

	NU	Opp.		
L/H	11/28	Illinois	58	60
W/H	11/29	Northwestern	79	68
L/A	12/2	Iowa	65	72
L/H	12/6	Washington (20)	63	75
W/H	12/10	St. Mary's (Calif.)	68	57
Roadrunner Invitational*				
W/N	12/19	Pacific*	85	59
W/A	12/20	New Mexico State*	79	75
W/A	12/22	Vanderbilt	68	57
Big Eight Holiday Tournament				
L/KC	12/27	Kansas	66	69
W/KC	12/29	Oklahoma	75	53
W/KC	12/30	Oklahoma State	56	49
W/H	1/3	South Dakota	72	59
W/H	1/6	South Carolina	69	68
W/A	1/17	Kansas State	65	59
W/H	1/21	Oklahoma	68	67
W/A	1/24	Colorado	66	64
W/A	1/28	Oklahoma State	52	48

L/H	1/31	Missouri (13)	57	62
W/H	2/4	Kansas	57	54
W/A	2/7	Iowa State	66	56
L/A	2/11	Oklahoma	60	65
W/H	2/14	Colorado	80	61
L/H	2/18	Kansas State	53	65
L/A	2/21	Missouri (OT, 14)	84	95
W/H	2/28	Oklahoma State	60	54
W/A	3/3	Kansas	62	58
W/H	3/6	Iowa State	82	66

*Las Cruces, N.M.

Season Notes: Jerry Fort was a first-team All-Big Eight selection for third-straight season, finished career with NU-record 1,882 points...Huskers reached 19-win mark for first time since a 20-5 record in 1965-66...Larry Cox led the Big Eight and set an NU single-season record for field-goal percentage with a .672 mark...Cox shot a Big Eight-record .625 from the field for his career...as a team, Huskers led Big Eight and finished eighth nationally in scoring defense, yielding 62.8 points per game...NU says good-bye to the NU Coliseum, the home of Husker basketball since the 1925-26 season, with an 82-66 victory over Iowa State, March 6, 1975.

1976-77 Won 15, Lost 14

(7-7 in Big Eight, 5th)

Home: 7-4 (5-2) Away: 8-10 (2-5)

Coach: Joe Cipriano

	NU	Opp.		
L/H	11/27	Iowa	57	71
W/A	11/29	Washington (OT)	59	58
L/A	12/1	Hawaii-Hilo	66	71
W/A	12/2	Hawaii	64	59
W/A	12/3	Hawaii	60	59
L/H	12/8	Minnesota	58	66
L/A	12/11	Illinois	63	67
W/H	12/13	Northwest Missouri St.	88	53
W/A	12/20	Northwestern	71	68
W/H	12/22	Mankato State	64	61
Big Eight Holiday Tournament				
L/KC	12/28	Colorado	50	55
W/KC	12/29	Iowa State	75	55
W/KC	12/30	Oklahoma	66	56
L/A	1/3	South Carolina	49	54
L/H	1/8	Kansas State	52	57
W/H	1/12	Colorado	69	54
W/A	1/15	Iowa State	49	48
L/H	1/19	Oklahoma	58	65
L/A	1/22	Missouri	63	76

W/H	1/26	Kansas	60	57
W/H	1/29	Oklahoma State	66	54
W/A	2/2	Colorado	73	62
W/H	2/5	Iowa State	66	51
L/A	2/9	Kansas State	62	67
W/H	2/12	Missouri (17)	60	58
L/A	2/16	Oklahoma	62	72
L/A	2/19	Kansas	66	74
L/A	2/23	Oklahoma State	60	62
Big Eight Tournament				
L/A	2/26	Kansas	58	61

Season Notes: After some 50 years of play in the NU Coliseum, Nebraska moved into the 15,000-seat NU Sports Complex, which would later be renamed the Bob Devaney Sports Center after the Huskers' longtime football coach and athletic director...Huskers led the Big Eight and ranked sixth nationally in scoring defense at 61.1 points per game, lowest since 1958-59 squad allowed 60.2 points per game...Nebraska and Creighton met for the first time since the 1931-32 season...first year Big Eight sponsored a season-ending tournament to determine league's automatic bid to the NCAA Tournament.

1977-78 Won 22, Lost 8

(9-5 in Big Eight, 2nd)

Home: 15-2 (5-2) Away: 7-6 (4-3)

Coach: Joe Cipriano

	NU	Opp.		
W/H	12/2	Missouri Southern	61	54
W/H	12/9	Creighton	65	58
W/H	12/10	South Dakota	74	64
W/H	12/12	Nevada-Reno	67	50
W/H	12/16	California-Davis	69	64
W/H	12/17	Mississippi	80	70
W/A	12/19	Minnesota	63	49
W/H	12/21	Western Illinois	73	72
W/H	12/23	Montana State	104	60

Big Eight Holiday Tournament

W/KC	12/27	Oklahoma State	70	58
L/KC	12/29	Kansas State	60	69
W/KC	12/30	Oklahoma	75	68
W/A	1/7	Kansas State	77	63
L/A	1/11	Colorado	64	73
L/H	1/14	Iowa State	59	65
W/A	1/18	Oklahoma	78	64
W/H	1/21	Missouri	56	55
W/H	1/25	Kansas (8)	62	58
W/H	1/28	Oklahoma State	63	57
W/H	2/1	Colorado	86	75
W/A	2/4	Iowa State	62	56
W/H	2/8	19/Kansas State	63	50
L/A	2/11	19/Missouri	52	74
L/H	2/15	Oklahoma	68	74
L/A	2/18	Kansas (6)	70	75
W/A	2/25	Oklahoma State	67	56

Big Eight Tournament

W/	2/28	Oklahoma State	71	63
L/KC	3/3	Missouri	58	61

National Invitation Tournament

W/H	3/8	Utah State	67	66
L/A	3/15	Texas	48	67

Season Notes: Nebraska earned first post-season tournament bid since 1966-67, advanced to second round of NIT before being knocked out by eventual champion Texas...Huskers' tied school record for season victories and their second-place league finish was their highest since 1965-66 season...Brian Banks earned first-team All-Big Eight honors, while Carl McPipe named one of 12 All-America centers from across the nation, as selected by Citizens Saving Athletic Foundation...NU led Big Eight and ranked eighth nationally in scoring defense, allowing 62.9 points per game...NU was only Big Eight team to beat league champion Kansas...Coach Cipriano picked up his 200th win at NU with Huskers' victory over Missouri Southern.

1978-79 Won 14, Lost 13

(7-7 in Big Eight, 5th)

Home: 9-2 (6-1) Away: 5-11 (1-6)

Coach: Joe Cipriano

	NU	Opp.		
W/A	11/24	Alabama-Birmingham	64	55
W/H	11/25	Arkansas Tech	70	59
W/H	11/28	Minnesota	58	48
L/H	12/2	Purdue	47	58
L/A	12/9	Creighton	61	78
W/H	12/13	Sacramento State	91	56
L/N	12/16	Mississippi*	67	70
Rebel Roundup**				
W/N	12/22	Cal-Santa Barbara	75	55
L/A	12/23	UNLV (18)	63	79

Big Eight Holiday Tournament			
W/KC	12/28	Missouri (OT)	58 56
L/KC	12/29	Colorado	61 74
W/KC	12/30	Oklahoma	69 53
W/A	1/6	Iowa State	72 68
L/A	1/13	Colorado	61 64
W/H	1/17	Kansas State	55 53
L/A	1/20	Missouri	60 76
W/H	1/24	Oklahoma	74 56
W/H	1/27	Kansas (OT)	66 64
L/A	1/31	Oklahoma State	57 66
W/H	2/3	Colorado	79 52
L/A	2/7	Kansas State	46 58
L/H	2/10	Iowa State	46 48
L/A	2/14	Oklahoma	58 79
W/H	2/17	Missouri	76 64
L/A	2/21	Kansas	59 66
W/H	2/24	Oklahoma State	76 67
Big Eight Tournament			
L/A	2/28	Kansas State (2OT)	60 61

*Biloxi, Miss.

**Las Vegas, Nev.

Season Notes: Huskers led the Big Eight and ranked ninth nationally in team defense at 62.3 ppg...NU's 17-for-17 effort vs. free-throw line at Oklahoma State stands as best single-game free-throw percentage mark in school history...Andre Smith was a second-team UPI All-Big Eight pick and led team in scoring at 13.5 ppg...Carl McPipe, one half of the Huskers' "Hammond Hustlers," was named to USBWA District V all-star team and finished career with 1,300 points...the other half of the "Hammond Hustlers," Brian Banks, ended career with 1,150 points...final year of Big Eight Holiday Tournament, an event that started in 1946.

1979-80 Won 18, Lost 13

(8-6 in Big Eight, tie 2nd)

Home: 14-2 (5-2) Away: 4-11 (5-2)

Coach: Joe Cipriano

Assistant Coach: Moe Iba

	NU	Opp.
W/H	11/30	South Dakota State 100 83
W/H	12/1	Portland State 74 52
W/H	12/3	Eastern Washington 82 68
W/H	12/8	Creighton 64 55
L/A	12/11	Purdue (9) 56 78
W/H	12/13	California-Bakersfield 94 80
L/A	12/15	Minnesota 58 75
W/H	12/22	Ala.-Birmingham (4OT) 92 84

Rainbow Classic*

W/N	12/27	Wisconsin* (OT)	83 82
L/N	12/29	Hawaii*	55 67
L/N	12/30	Louisville* (12)	58 65
L/A	1/2	Idaho	55 64
W/H	1/4	Wisconsin-Oshkosh	96 72
W/H	1/5	Angelo State	83 70
W/A	1/9	Iowa State	58 50
L/H	1/12	Missouri (13)	63 84
W/H	1/16	Kansas	64 57
W/A	1/19	Colorado	53 44
W/H	1/23	Oklahoma State (OT)	74 73
L/A	1/26	Kansas State (2OT)	64 66
W/H	1/30	Oklahoma	59 58
L/A	2/2	Missouri (14)	60 73
W/A	2/5	Kansas	61 56
W/H	2/9	Iowa State	69 66
L/A	2/13	Oklahoma State	68 83
L/H	2/16	Colorado	55 56
W/H	2/20	Kansas State	70 58
L/A	2/23	Oklahoma	60 78


Big Eight Tournament

W/H	2/26	Oklahoma	75 68
L/KC	2/29	Kansas State	59 60

National Invitation Tournament

L/A	3/6	Michigan	69 76
-----	-----	----------	-------

Season Notes: Picked to finish sixth in a preseason poll of Big Eight media, NU wound up in second-place tie and earned its third NIT berth...Huskers' had longest game ever, a four-time overtime affair, against Alabama-Birmingham...Joe Cipriano, who was stricken with cancer, was named UPI Big Eight Co-Coach-of-the-Year with assistant Moe Iba, who guided Huskers in "Cip's" absence...Iba was tabbed AP Big Eight Coach-of-the-Year and NABC District 12 Coach-of-the-Year...Andre Smith led team in scoring for second-straight season with a 19.4 average and was first-team AP/UPI All-Big Eight performer and AP honorable-mention All-American...Jack Moore was second-team AP All-Big Eight pick.



Andre Smith was the 1981 Big Eight Player-of-the Year.

1980-81 Won 15, Lost 12

(9-5 in Big Eight, tie 2nd)

Home: 11-4 (6-1) Away: 4-8 (3-4)

Coach: Moe Iba

	NU	Opp.	
L/H	11/28	Wyoming (OT)	59 62
L/H	11/29	Idaho	53 64
L/A	12/6	Creighton (OT)	61 66
W/H	12/9	Penn State	75 50

Utah Classic*

W/N	12/12	Loyola (Calif.)*	67 66
L/A	12/13	Utah*	55 57
W/H	12/20	Northwest Missouri St.	79 59
W/H	12/22	Colorado State	54 48
W/H	12/23	Montana	69 46
L/A	12/27	Ball State	62 67
L/A	12/30	Arkansas	52 64
W/H	1/5	Sonoma State	84 49
W/H	1/14	Kansas State	59 49
L/A	1/17	Oklahoma State	70 81
L/H	1/21	Colorado	59 62
W/H	1/24	Missouri	66 53
W/A	1/28	Iowa State	61 56
W/H	1/31	Kansas (18)	57 54
W/A	2/4	Oklahoma	71 59
W/H	2/7	Oklahoma State	62 54
W/A	2/11	Colorado	57 56
L/A	2/14	Kansas State	49 66
W/H	2/18	Iowa State	81 61
L/A	2/21	Missouri	45 55
L/A	2/25	Kansas (18)	49 75
W/H	2/28	Oklahoma	90 63

Big Eight Tournament

L/H	3/3	Colorado	66 70
-----	-----	----------	-------

Season Notes: Coach Joe Cipriano died after year-long battle against cancer three days before season opener, Moe Iba named Huskers' acting head coach...Iba was UPI Big Eight Coach-of-the-Year for leading NU to its second-straight second-place league finish...Andre Smith was AP/UPI Big Eight Player-of-the-Year, first-team AP/UPI All-Big Eight selection, USBWA District V performer and an AP Honorable-Mention All-American...Smith led league in scoring for conference games only with a 19.5 average, while his .589 field-goal percentage mark for all games topped league, too...Jack Moore was second-team AP All-Big Eight and a CoSIDA second-team Academic All-American...Moore led league in free-throw percentage (.922)...Devaney Center-record crowd of 15,038 watched Huskers stop Oklahoma State, 62-54.

1981-82 Won 16, Lost 12

(7-7 in Big Eight, tie 4th)

Home: 11-3 (5-2) Away: 5-9 (2-5)

Coach: Moe Iba

	NU	Opp.	
L/A	11/27	Wyoming	48 62
W/H	11/30	Wisconsin-Stevens Pt.	74 45
W/H	12/5	Creighton	86 46
W/H	12/7	South Dakota State	70 51
W/A	12/9	Baylor	64 63
W/H	12/19	Ball State	71 57
L/A	12/21	Penn State	58 60

L/A	12/23	Colorado State (OT)	51 58
Holiday Classic*			
W/N	12/28	Air Force*	63 47
W/A	12/29	Northern Iowa*	53 42
W/H	1/6	Sacramento State	93 61
L/H	1/9	Arkansas (11)	50 51
W/H	1/13	Kansas	75 55
L/H	1/16	Missouri (2)	42 44
L/A	1/20	Oklahoma State	50 52
W/H	1/23	Iowa State	60 47
L/A	1/27	Oklahoma	48 51
W/A	1/30	Colorado	74 57
L/H	2/3	Kansas State (14)	64 75
W/A	2/6	Missouri (1)	67 51
W/H	2/10	Oklahoma State	75 63
L/A	2/13	Kansas	63 66
W/H	2/15	Oklahoma	65 51
L/A	2/20	Iowa State	61 63
W/H	2/24	Colorado	79 57
L/A	2/27	Kansas State	50 67

Big Eight Tournament

W/H	3/2	Oklahoma State	60 49
L/KC	3/5	Missouri (5)	53 58

*Cedar Falls, Iowa.

Season Notes: NU scored one its biggest wins ever, a 67-51 victory at 19-0 and No. 1-ranked Missouri...Jack Moore earned Naismith Award, given annually to nation's best player under 6-0 tall, and was AP/UPI first-team All-Big Eight pick and third-team UPI All-American...Moore joined 1,000-point club, finished career with 1,204 points...Moore hit Big Eight-record .939 from free-throw line for season, .901 mark for career was best-ever by Big Eight performer and second-best all-time in NCAA Division I history at that time.

1982-83 Won 22, Lost 10

(9-5 in Big Eight, tie 3rd)

Home: 17-1 (6-1) Away: 5-9 (3-4)

Coach: Moe Iba

	NU	Opp.	
W/H	11/26	Denver	94 58
L/A	11/29	Montana	51 61
W/A	12/4	Creighton	65 62
W/H	12/8	Missouri-Kansas City	69 50
W/H	12/11	Baylor	59 56
W/H	12/18	Wyoming	68 57
W/H	12/20	Missouri Western	93 43

Hoosier Classic*

W/N	12/29	Cornell*	66 56
L/N	12/30	Indiana* (1)	50 67
L/N	1/3	Arkansas** (10)	58 64
W/H	1/7	Mesa	94 57
W/H	1/15	Southwest Missouri St.	98 46
W/A	1/18	Iowa State	59 54
L/A	1/22	Colorado	69 72
W/H	1/26	Kansas State	59 43
L/A	1/29	Missouri (12)	56 79
W/H	2/2	Oklahoma	60 59
W/H	2/5	Kansas	68 61
L/A	2/9	Oklahoma State (2OT)	63 71
W/H	2/12	Colorado	68 56
W/A	2/16	Kansas State	56 45
W/H	2/19	Iowa State	67 66
L/A	2/24	Oklahoma	71 84
L/H	2/26	Missouri (15)	51 54
W/A	3/2	Kansas	60 58
W/H	3/5	Oklahoma State	77 68

Big Eight Tournament

W/H	3/8	Iowa State	94 71
L/KC	3/11	Missouri (12)	63 69

National Invitation Tournament

W/H	3/17	Tulane	72 65
W/H	3/21	Iona	85 73
W/H	3/24	Texas Christian	67 57
L/NY	3/28	DePaul	58 68

*Indianapolis

**Little Rock

Season Notes: Nebraska tied school record for victories in a 22-10 season, and advanced farther in postseason play than any previous Husker squad by reaching the semifinals of the National Invitation Tournament...freshman Dave Hoppen, who set seven NU freshman records and led the Huskers in scoring with a 13.9 average, was a second-team All-Big Eight pick, and was named to the All-National Invitation Tournament team and the league's all-freshman team.

1983-84 Won 18, Lost 12

(7-7 in Big Eight, 3rd)
 Home: 11-6 (3-4) Away: 7-6 (4-3)
 Coach: Moe Iba

	NU	Opp.
W/H 11/26 Augustana (S.D.)	113	69
L/H 11/29 Texas Tech	45	59
W/H 12/3 Creighton	65	56
W/A 12/5 Wisconsin (2OT)	71	69
W/H 12/7 Northeast Missouri St.	82	61
W/H 12/10 Arkansas (15)	67	54
W/H 12/17 Northern Iowa	90	64
W/A 12/20 Wyoming	67	64
Cotton States Classic*		
L/A 12/28 Georgia Tech*	49	66
L/N 12/29 Michigan State*	45	58
W/H 1/4 Colorado State	56	54
W/H 1/7 Northwest Missouri St.	93	67
W/H 1/14 Eastern Washington	105	71
W/A 1/18 Iowa State	64	63
L/H 1/21 Missouri	48	50
L/A 1/25 Kansas	61	77
L/A 1/28 Colorado	57	60
W/H 2/1 Oklahoma State (OT)	54	52
W/A 2/4 Kansas State	47	46
L/H 2/8 Oklahoma (10)	67	78
W/A 2/11 Missouri (OT)	61	56
L/H 2/15 Kansas	66	67
L/H 2/18 Iowa State	48	69
W/A 2/22 Oklahoma State	67	64
W/H 2/25 Colorado	75	67
W/H 2/28 Kansas State	63	56
L/A 3/1 Oklahoma (6)	70	79
Big Eight Tournament		
L/H 3/7 Kansas State	39	41
National Invitation Tournament		
W/A 3/15 Creighton	56	54
L/A 3/19 Xavier (Ohio)	57	58

*Atlanta.
Season Notes: Nebraska earned back-to-back postseason tournament bids for the first time in school history, advanced to the second round of the NIT...Huskers' 11th-straight winning season...Dave Hoppen tops the 1,000-point mark in his career and earns first-team All-Big Eight honors.

1984-85 Won 16, Lost 14

(5-9 in Big Eight, tie 5th)
 Home: 12-3 (5-2) Away: 4-11 (0-7)
 Coach: Moe Iba

	NU	Opp.
W/H 11/29 Southern Colorado	89	67
W/H 12/1 South Dakota	101	69
W/H 12/3 Montana State	86	65
W/A 12/8 Creighton	78	73
W/H 12/10 Wyoming	79	65
W/H 12/12 Wisconsin	53	51
W/A 12/15 Texas Tech (OT)	79	74
L/H 12/22 Washington State	58	63
Cable Car Classic*		
W/N 12/28 California-Irvine*	73	67
L/A 12/29 Santa Clara*	59	78
L/A 1/3 Evansville	73	80
W/H 1/9 Wisconsin-Stevens Pt.	69	62
W/A 1/12 Colorado State (2OT)	88	78
W/H 1/16 Kansas State	75	63
L/A 1/19 Oklahoma State	66	68
W/H 1/23 Colorado	85	67
W/H 1/26 Missouri	74	66
L/A 1/30 Iowa State	65	76
L/H 2/2 Kansas (19)	80	91
L/A 2/6 Oklahoma (7)	74	83
W/H 2/9 Oklahoma State	66	48
L/A 2/13 Colorado	61	64
L/A 2/16 Kansas State	62	68
W/H 2/21 Iowa State	74	57
L/A 2/23 Missouri (11)	50	69
L/A 2/28 Kansas (11)	65	70
L/H 3/2 Oklahoma (6)	62	65
Big Eight Tournament		
L/A 3/5 Kansas (8)	69	74
National Invitation Tournament		
W/H 3/13 Canisius	79	66
L/A 3/19 UCLA	63	82

*San Francisco
Season Notes: Nebraska made third-straight National Invitation Tournament appearance and posted 12th-straight winning season...Dave Hoppen earned first-team All-Big Eight honors for the second-straight season and became first Husker to score 700 points in a season, as he finished

with 704...Hoppen broke six school records...Brian Carr set four Big Eight assists records, led league in assists per game (8.1) and tied NCAA single-game record of 18 at Evansville.

1985-86 Won 19, Lost 11

(8-6 in Big Eight, 3rd)
 Home: 10-5 (4-3) Away: 9-6 (4-3)
 Coach: Moe Iba

	NU	Opp.
W/H 11/23 Wisconsin-Stout	71	53
W/H 11/26 Southern Illinois	85	50
W/A 11/30 Wyoming	64	53
L/H 12/2 California-Irvine	80	87
W/H 12/7 Creighton	71	52
W/A 12/12 Washington State	79	72
W/A 12/14 Montana State	76	59
L/H 12/20 Georgia	63	67
W/H 12/23 Arizona State	80	67
Sun Bowl Classic*		
L/N 12/29 Alabama*	61	78
W/N 12/30 Ohio State*	69	66
W/H 1/6 Evansville	77	70
W/H 1/11 Northeast Missouri St.	99	56
L/H 1/15 Kansas (8)	70	81
L/H 1/18 Missouri	67	68
W/A 1/22 Oklahoma State	62	61
W/H 1/25 Iowa State	75	58
L/A 1/29 Oklahoma (6)	60	87
W/A 2/1 Colorado	77	60
L/H 2/5 Kansas State***	54	64
W/A 2/8 Missouri	75	66
W/H 2/12 Oklahoma State	68	52
L/A 2/15 Kansas (3)	61	79
W/H 2/19 Oklahoma (10)	66	64
L/A 2/22 Iowa State	73	81
W/H 2/26 Colorado	79	72
W/A 3/1 Kansas State	64	60
Big Eight Tournament		
W/KC 3/7 Oklahoma State	82	75
L/KC 3/8 Iowa State	58	75
NCAA Tournament		
L/N 3/14 Western Kentucky**	59	67

*El Paso, Texas.
 **Charlotte, N.C.
 ***Kansas State later forfeited.

Season Notes: Nebraska lost All-Big Eight center Dave Hoppen for season with a knee injury in Feb. 1 game at Colorado, but rebounded to make school's first-ever NCAA Tournament appearance...Huskers' loss to Western Kentucky in NCAA first round was last game for Coach Moe Iba, who resigned following the game...Hoppen was first-team All-Big Eight pick for third-straight season, finished



Brian Carr dished out a school-record 682 assists in his career.

career with a school-record 2,167 points and became first Husker basketball player to have his jersey retired (No. 42)...during his career, Hoppen broke or tied 19 school records and five Big Eight Conference marks...Brian Carr became school's all-time assists leader...Bernard Day picked up some of the slack when Hoppen went down and shared team MVP award with the three-time All-Big Eight selection.

1986-87 Won 21, Lost 10

(7-7 in Big Eight, 5th)
 Home: 15-2 (5-2) Away: 6-10 (2-5)
 Coach: Danny Nee

	NU	Opp.
L/A 11/28 California-Irvine	101	109
W/H 12/1 Oregon	76	60
L/A 12/6 Creighton	66	78
W/A 12/10 Southern Illinois	87	85
L/A 12/14 Texas A&M	64	66
W/H 12/20 Wyoming	62	61
W/H 12/22 Detroit	71	55
W/H 12/27 Missouri-St. Louis	89	63
Rochester Classic*		
W/N 12/29 Butler*	67	56
W/N 12/30 San Francisco*	66	60
W/H 1/3 Creighton (OT)	70	65
W/H 1/5 Northwest Missouri St.	105	64
W/H 1/7 Brooklyn	62	46
L/A 1/10 Kansas State	82	114
W/H 1/17 Colorado	86	66
L/A 1/20 Iowa State	75	91
L/A 1/22 Kansas	65	86
L/H 1/28 Missouri	71	87
W/H 2/1 Oklahoma State	73	66
L/H 2/4 Oklahoma (8)	66	80
W/A 2/7 Colorado	68	65
W/H 2/11 Iowa State	66	65
W/H 2/14 Kansas State	78	76
L/A 2/18 Missouri	64	80
L/A 2/21 Oklahoma (13)	97	133
W/A 2/25 Oklahoma State (2OT)	79	77
W/H 2/28 Kansas (OT, 16)	83	81
Big Eight Tournament		
L/KC 3/6 Kansas State	45	47
National Invitation Tournament		
W/H 3/11 Marquette	78	76
W/H 3/17 Arkansas	78	71
W/H 3/21 Washington	81	76
L/NY 3/24 Southern Mississippi	75	82
W/NY 3/26 Ark.-Little Rock (OT)	76	67

*Rochester, N.Y.
Season Notes: Under the direction of first-year Coach Danny Nee, Nebraska finished 21-12, missed school-record for season wins by one, and finished third in the National Invitation Tournament...Huskers recorded their 14th-straight winning season and made their fifth-straight post-season tourney appearance...Brian Carr was a second-team All-Big Eight pick, ended career with 682 assists, two off the league record of 684 set by Kansas' Cedric Hunter.

1987-88 Won 13, Lost 18

(4-10 in Big Eight, 7th)
 Home: 8-6 (3-4) Away: 5-12 (1-6)
 Coach: Danny Nee

	NU	Opp.
Maui Classic*		
L/N 11/27 Villanova*	53	70
L/N 11/28 Baylor*	79	82
W/A 11/29 Chaminade*	76	75
W/H 12/2 Texas A&M	92	60
Ameritas Classic**		
W/H 12/4 Lehigh**	71	66
L/H 12/5 Ohio State**	63	72
L/A 12/7 Detroit	63	58
L/A 12/9 Creighton	73	88
W/A 12/12 Oregon	67	62
L/A 12/19 Wyoming	58	87
W/H 12/21 Brooklyn	72	44
L/A 12/30 Drake	68	85
W/H 1/2 Columbia	82	62
W/A 1/4 Furman (OT)	75	74
L/H 1/6 Grambling State (OT)	68	71
W/H 1/16 Missouri	70	68
L/A 1/20 Iowa State (10)	76	114
W/H 1/25 Nebraska-Omaha	96	67
W/H 1/27 Kansas	70	68
W/A 1/30 Colorado	63	57
L/H 2/4 Oklahoma State	56	72
L/A 2/6 Kansas State	63	65
L/H 2/9 Oklahoma (4)	77	92
L/A 2/11 Missouri	67	92
L/A 2/16 Kansas	48	70
W/H 2/21 Colorado	75	67
L/A 2/24 Oklahoma State	73	90
L/H 2/27 Iowa State	84	85
L/H 3/2 Kansas State	67	77
L/A 3/5 Oklahoma (4)	93	113
Big Eight Tournament		
L/KC 3/11 Kansas State	70	75

*Lahaina, Hawaii.

Season Notes: Nebraska's strings of 14-straight winning seasons and five-consecutive postseason tournament bids both end, as the Huskers finish 13-18...Rich King and Clifford Scales named to the Big Eight's all-freshman team...Henry T. Buchanan earns honorable-mention All-Big Eight honors and first-team academic All-Big Eight honors...Pete Manning led the Big Eight in field-goal percentage at .590...NU beats eventual national champ for first time ever, as it downed Kansas, 70-68, at Lincoln, on a jumper by Beau Reid as time expired.

1988-89 Won 17, Lost 16

(4-10 in Big Eight, 7th)
Home: 14-4 (4-3) **Away:** 3-12 (0-7)
Head Coach: Danny Nee

		NU	Opp.
W/H	11/26 Creighton	86	77
L/H	11/30 Michigan State	75	77
Ameritas Classic*			
W/H	12/2 North Texas*	90	84
W/H	12/3 San Jose State*	90	76
L/A	12/5 Idaho	68	83
W/A	12/11 Texas Tech	71	69
L/A	12/14 Ohio State (14)	76	103
W/H	12/17 Furman	69	56
W/H	12/23 Drake	65	57
Chaminade New Year's Classic**			
W/A	12/28 Chaminade**	86	85
W/N	12/29 Morehead State**	81	77
L/N	12/30 Louisiana State**	87	90
W/H	1/5 Sam Houston State	89	70
L/H	1/9 Oklahoma (3)	81	89
W/H	1/12 Northern Illinois	71	56
L/A	1/14 Oklahoma State	69	82
W/H	1/17 Maryland-Baltimore	86	65
L/H	1/21 Kansas State	68	80
W/H	1/23 Wyoming	71	58
L/H	1/28 Missouri (5)	72	89
L/A	1/31 Iowa State	76	88
W/H	2/4 Kansas	74	70
L/A	2/8 Colorado	80	83
L/A	2/11 Kansas State	66	80
W/H	2/14 Oklahoma State	79	77
L/A	2/19 Missouri (3)	63	79
W/H	2/22 Colorado	97	59
W/H	2/25 Iowa State	77	74
L/A	3/1 Kansas	71	80
L/A	3/4 Oklahoma (4)	76	103
Big Eight Tournament			
L/KC	3/10 Missouri (10)	70	98
National Invitation Tournament			
W/H	3/16 Arkansas State	81	79
L/A	3/20 Ohio State	74	85


**Honolulu.

Season Notes: Huskers made second postseason tournament appearance in three seasons under Coach Danny Nee, advanced to second round of National Invitation Tournament...Beau Reid earned third-team GTE/CoSIDA All-America honors and was first-team academic All-Big Eight pick...Eric Johnson and Rich King earned honorable-mention All-Big Eight honors...Johnson broke NU single-season record for steals (68), King set school marks for blocks in game (5), season (50) and career (70).

1989-90 Won 10, Lost 18

(3-11 in Big Eight, 7th)
Home: 9-6 (2-5) **Away:** 1-12 (1-6)
Coach: Danny Nee

		NU	Opp.
W/H	11/25 Missouri-Kansas City	91	76
L/A	11/27 Miami (Ohio)	71	91
L/A	11/29 Michigan State	69	80
Ameritas Classic*			
W/H	12/1 Harvard*	117	79
W/H	12/2 Pepperdine*	104	100
L/A	12/5 Northern Illinois	56	65
W/H	12/9 Texas Tech	76	69
L/H	12/11 Idaho	72	79
L/A	12/14 Creighton	83	86
W/H	12/30 Wagner	88	67
W/H	1/6 Sam Houston State	99	91
L/H	1/8 Kansas (1)	93	98
L/H	1/13 Missouri (4)	95	111
W/H	1/16 Chicago State	92	57
L/A	1/20 Oklahoma State	71	84
L/A	1/22 Wyoming	65	95
L/H	1/27 Iowa State	83	91
L/A	1/31 Oklahoma (3)	64	105
W/H	2/3 Kansas State	74	71
W/A	2/7 Colorado	91	82
L/A	2/10 Missouri (1)	85	107



Rich King was a first-round draft choice of the NBA's Seattle SuperSonics following his senior season.

L/H	2/14 Oklahoma State	84	103
L/A	2/17 Kansas (1)	67	94
L/H	2/21 Oklahoma (8)	66	88
L/A	2/24 Iowa State	85	101
W/H	2/28 Colorado	96	82
L/A	3/3 Kansas State	57	80
Big Eight Tournament			
L/KC	3/9 Oklahoma (1)	65	78

Season Notes: Forward Beau Reid, NU's top scorer in 1988-89, season sustained preseason knee injury which limited him for much of the season...Rich King, Clifford Scales, Carl Hayes earned honorable-mention All-Big Eight honors...King broke own school record for blocks to 115.

1990-91 Won 26, Lost 8

(9-5 in Big Eight, 3rd)
Home: 14-1 (6-1) **Away:** 12-7 (3-4)
Coach: Danny Nee

		NU	Opp.
San Juan Shootout*			
W/N	11/23 St. Louis*	107	79
W/N	11/24 Illinois*	100	73
L/N	11/25 Murray State*	79	81
W/H	11/28 Michigan State (5)	71	69
W/A	12/3 Eastern Illinois	94	64
W/H	12/6 Creighton	97	63
W/H	12/8 Toledo	105	68
W/A	12/11 Wisconsin	75	63
Ameritas Classic**			
W/H	12/14 Tennessee Tech**	113	92
W/H	12/15 Bowling Green**	99	85
W/H	12/22 22/Miami (Ohio)	88	73
W/H	12/28 22/Idaho	85	65
W/A	12/30 22/The Citadel	94	80
W/A	1/2 19/Wis.-Green Bay	70	63
W/A	1/5 19/Kansas State	74	69
W/A	1/9 18/Mo.-Kansas City	97	78
W/H	1/12 18/Iowa State	97	87
L/A	1/22 14/Colorado	69	86
W/A	1/26 14/Oklahoma (12)	111	99
W/H	1/30 11/Missouri	89	75
L/H	2/2 11/Oklahoma State	68	81
L/A	2/5 15/Kansas (18)	77	85
W/H	2/9 15/Colorado	86	72
W/A	2/13 17/Iowa State	65	57

W/H	2/16 17/Oklahoma	105	93
W/H	2/18 17/Northern Illinois	82	73
L/A	2/20 14/Missouri	71	91
W/H	2/23 14/Kansas State	85	78
L/A	2/27 15/Oklahoma State (12)	69	80
W/H	3/3 15/Kansas (10)	85	75

Big Eight Tournament

W/KC	3/8 13/Oklahoma (OT)	117	113
W/KC	3/9 13/Kansas (12)	87	83
L/KC	3/10 13/Missouri	82	90

NCAA Tournament***

L/N	3/14 11/Xavier (Ohio)	84	89
-----	-----------------------	----	----

*San Juan, Puerto Rico.

***Minneapolis.

Season Notes: After three-straight seventh-place Big Eight finishes, Nebraska won a school-record 26 games (against eight losses) and made school's second-ever NCAA Tournament appearance...Huskers held a national ranking for a school-record 14-straight weeks, finished with highest rankings ever of No. 9 by UPI and No. 11 by AP...NU finished third in Big Eight race after being tabbed for eighth in preseason poll of league media and made its first-ever appearance in the league's postseason tournament title game...Cornhuskers had school-record tying 14-game win string from late November through late January...Rich King was second-team All-Big Eight pick, finished career with fourth-highest point total in school history (1,475) would go on to become NU's first-ever NBA first-round draft pick (14th pick, Seattle SuperSonics).

1991-92 Won 19, Lost 10

(7-7 in Big Eight, 5th)
Home: 14-2 (5-2) **Away:** 5-8 (2-5)
Coach: Danny Nee

		NU	Opp.
W/H	11/23 Sam Houston State	91	42
W/H	11/25 Southern California	93	84
W/A	11/30 Southern Utah	106	101
W/H	12/2 The Citadel	84	61
L/A	12/4 Michigan State (22)	78	101
W/A	12/7 Creighton	90	85
W/H	12/11 Wisconsin	86	67

Ameritas Classic*

W/H	12/20 Texas A&M*	91	68
W/H	12/21 Eastern Washington*	102	67
W/H	12/30 Wisconsin-Green Bay	76	68
W/A	1/2 Toledo	57	52
W/H	1/4 Eastern Illinois	81	68
W/A	1/11 Colorado	84	74
L/H	1/18 Missouri (13)	73	83
W/H	1/20 Missouri-Kansas City	74	71
L/A	1/25 Kansas (5)	78	103
L/H	1/28 Oklahoma (18)	76	79
W/H	2/1 Iowa State	68	63
W/H	2/5 Oklahoma State (2)	85	69
L/A	2/8 Kansas State	66	70
L/A	2/17 Missouri (9)	61	87
W/H	2/19 Kansas (OT, 3)	81	79
W/A	2/22 Iowa State (23)	80	70
L/A	2/26 25/Oklahoma State (14)	51	72
W/H	2/29 25/Colorado	84	70
W/H	3/4 Kansas State	91	62
L/A	3/7 Oklahoma	97	106

Big Eight Tournament

L/KC	3/13 Oklahoma (24)	85	107
------	--------------------	----	-----

NCAA Tournament

L/N	3/19 Connecticut**	65	86
-----	--------------------	----	----

**Cincinnati.


Season Notes: Nebraska made back-to-back NCAA Tournament appearances for the first time ever...picked to finish sixth in a preseason poll of Big Eight media, the Huskers were fifth at 7-7...Huskers appearance at No. 25 in the Feb. 24 AP poll marked first time NU had been rated in consecutive years...eight of 10 losses were to nationally-ranked opponents and all 10 were to post-season tournament teams...two biggest wins of the season came in February, an 86-65 decision over 20-0 and No. 2 Oklahoma State and an 81-79 overtime victory over No. 3 Kansas two weeks later...Jamar Johnson was second-team All-Big Eight pick...Derrick Chandler broke NU single-season record for blocked shots and finished year with second-highest one-year total in Big Eight history (91).

1992-93 Won 20, Lost 11

(8-6 in Big Eight, tie 2nd)
Home: 14-2 (5-2) **Away:** 6-9 (3-4)
Coach: Danny Nee

		NU	Opp.
W/H	12/4 Colgate*	108	76

Ameritas Classic*



Nebraska's 1993-94 team captured the school's first-ever Big Eight Tournament title.

W/H	12/5	Kent*	85	61
W/H	12/7	25/Citadel	86	46
W/H	12/10	25/Creighton	100	83
W/A	12/12	25/Wichita State	71	64
W/H	12/19	20/Appalachian State	93	83
W/H	12/21	17/Texas-Arlington	116	95
L/A	12/23	17/Southern California	64	74
Rainbow Classic**				
L/N	12/28	20/Michigan** (6)	73	88
L/N	12/29	20/Southwestern La.**	80	109
W/N	12/30	20/Fordham**	79	55
W/H	1/2	20/Eastern Illinois	70	54
W/H	1/5	Southern Utah	100	85
W/A	1/9	Missouri-Kansas City	66	65
L/A	1/14	Oklahoma (10)	89	102
L/A	1/16	Oklahoma State	73	78
W/H	1/20	Sacramento State	86	70
L/H	1/23	Kansas State	64	66
W/A	1/25	Colorado	82	67
W/H	1/30	Missouri (OT)	88	87
L/A	2/3	Iowa State	69	96
W/H	2/7	Kansas (3)	68	64
W/A	2/13	Kansas State (23)	80	59
L/H	2/15	Oklahoma State	63	73
W/A	2/21	Missouri	76	75
W/H	2/24	Colorado	76	67
W/H	2/27	Iowa State	91	87
L/A	3/3	Kansas (8)	83	94
W/H	3/7	Oklahoma (8)	94	83
Big Eight Tournament				
L/KC	3/12	Kansas State	45	47
NCAA Tournament				
L/N	3/19	New Mexico State** (24)	79	93

**Honolulu.

***Syracuse, N.Y.

Season Notes: For third-straight season, Nebraska earns an NCAA Tournament invite...second time in three seasons that Cornhuskers win 20 games...Nee becomes first person in NU history to coach three 20-game winners...Eric Piatkowski earned first-team All-Big Eight honors, the first Husker honored since Dave Hoppen earned the last of three-straight such awards in 1985-86...Piatkowski became 16th player in school history to reach the 1,000-point plateau...NU began season ranked 25th in AP poll, was ranked in six of first seven polls before falling out...Huskers' 21-point win at Manhattan was their largest on the road in conference play since the 1931-32 season.

1993-94 Won 20, Lost 10

(7-7 in Big Eight, 4th)

Home: 13-3 (5-2) Away: 7-7 (2-5)

Coach: Danny Nee

			NU	Opp.
11/27	W/H	Texas-San Antonio	96	85
11/28	L/H	Texas	75	78
12/1	L/A	Appalachian State	82	91



Jamar Johnson dished out 355 assists in his three-year career, NU's third-highest total ever.

Ameritas Classic*				
W/H	12/3	Ohio*	94	68
W/H	12/4	Portland*	111	85
W/A	12/9	Creighton	67	53
W/H	12/11	Wichita State	94	72
W/A	12/18	Michigan State	85	81
W/H	12/20	Florida A&M	86	61
W/H	12/31	Northern Iowa	70	63
W/A	1/3	Iowa State	78	72
W/H	1/5	Southern Utah	89	85
W/H	1/8	Colorado	106	67
W/H	1/15	Missouri-Kansas City	92	71
W/A	1/19	Colorado	81	86
L/H	1/24	Missouri (24)	73	89
L/H	1/29	Oklahoma	76	79
L/A	2/6	Kansas (3)	87	94
L/A	2/9	Kansas State	76	68
L/H	2/12	Iowa State	102	96
L/A	2/14	Oklahoma (OT)	111	115
L/A	2/19	Oklahoma State	80	98
W/H	2/23	Kansas (10)	96	87
W/H	2/26	Kansas State	86	77
W/H	3/2	Oklahoma State (22)	89	81
L/A	3/5	Missouri (6)	78	80

Big Eight Tournament

W/KC	3/11	Oklahoma	105	88
W/KC	3/12	Missouri (3)	98	91
W/KC	3/13	Oklahoma State (23)	77	68

NCAA Tournament**

L/A	3/17	22/Pennsylvania	80	90
-----	------	-----------------	----	----

**Long Island, N.Y.

Season Notes: For first time in school history, Nebraska recorded back-to-back 20-win seasons, as Huskers finished 20-10 overall en route to a fourth-straight NCAA Tournament appearance...after 1-2 start, NU ran off 11-straight wins, a streak highlighted by road wins at Michigan State (stopped Spartans' 22-game homecourt win streak vs. non-league foes) and Iowa State (snapped Cyclones' 22-game homecourt win streak)...Huskers were 4-6 in Big Eight with four games to play, but rallied to win three of their last four, then went on to capture first-ever Phillips 66 Big Eight Tournament title...Eric Piatkowski earned first-team All-Big Eight honors for second-straight season, averaged 21.5 points and finished his career as No. 2 scorer in school history with 1,817 points...Bruce Chubick earned first-team Phillips 66 Academic All-Big Eight honors for third straight season...NU was ranked 22nd in final AP poll, marking fourth straight season it appeared in the rankings, and only third time in school history it had been ranked in season-ending AP listing.

NEBRASKA BASKETBALL TELEVISION LOG

Season	Network	Oppt. (W/L)	Season	Network	Oppt. (W/L)	Season	Network	Oppt. (W/L)
1966-67	TVS	Colorado/W		KATZ	Oklahoma/L		Prime	Okla. State/W
	TVS	@Iowa State/W		KATZ	@Kansas/L		Raycom	@Kansas St./L
	TVS	Kansas/L	1985-86	Raycom	Iowa State/W		ESPN	@Missouri/L
	TVS	@Colorado/L		Raycom	@Colorado/W		Prime	Kansas/W
1967-68	TVS	Missouri/W		Raycom	@Missouri/W		Raycom	@Iowa State/W
	TVS	@Colorado/L		Raycom	@Kansas/L		Prime	@Okla. State/L
1968-69	TVS	Kansas/L		Raycom	@Iowa State/L		Raycom	Colorado/W
	TVS	@Iowa State/L		Raycom	@Kansas St./W		Prime	Kansas St./W
	TVS	@Oklahoma/W		Raycom	*Okla. State/W		Prime	@Oklahoma/L
1969-70	TVS	Missouri/W		Raycom	*Iowa State/L		Raycom	*Oklahoma/L
	TVS	Iowa State/W		CBS	Western Ky./L		CBS	!Connecticut/L
1970-71	TVS	Kansas/L	1986-87	Raycom	@Kansas St./L	1992-93	Prime	Creighton/W
	TVS	at Missouri/L		Raycom	Colorado/W		Raycom	@Okla. State/L
1971-72	TVS	Colorado/W		Raycom	Okla. State/W		Prime	Kansas State/W
	TVS	at Colorado/L		Raycom	@Colorado/W		ESPN	@Colorado/W
	TVS	Missouri/L		Raycom	Kansas St./W		Raycom	Missouri/W
1972-73	TVS	Missouri/L		Raycom	@Oklahoma/L		ABC	Kansas/W
	TVS	Kansas/W		Raycom	Kansas/W		Raycom	@Kansas St/W
	TVS	@Kansas St./L	1987-88	Raycom	*Kansas St./L		ESPN	Okla. State/L
1973-74	TVS	Okla. State/W		ESPN	Villanova/L		Raycom	@Missouri/W
	TVS	@Iowa State/L		Raycom	Missouri/W		Raycom	Iowa State/W
1974-75	TVS	Kansas State/W		ESPN	Okla. State/L		Prime	@Kansas/L
	TVS	@Colorado/L		Raycom	@Kansas St./L		ABC	Oklahoma/W
1975-76	TVS	@Kansas St./W		Raycom	Colorado/W		Raycom	*Kansas St./L
	TVS	Okla. State/W		Raycom	Iowa State/L		CBS	!NMSU/L
1976-77	TVS	@Iowa State/W		Raycom	Oklahoma/L	1993-94	Prime	Texas/L
	TVS	Okla. State/W		Raycom	Kansas St./L		ESPN	@Iowa State/W
1977-78	TVS	Okla. State/W	1988-89	HSE	@Texas Tech/ W		Raycom	Colorado/W
1978-79	TVS/NBC	@Iowa State/W		ESPN	@Ohio State/L		Prime	@Colorado/L
	TVS/NBC	Kansas/W		Raycom	Missouri/L		ESPN	Missouri/L
1979-80	ESPN	Nebraska/W		Raycom	Kansas/W		Prime	Oklahoma/L
	TVS/NBC	Missouri/L		Raycom	@Kansas St./L		ABC	@Kansas/L
	TVS/NBC	Kansas/W		Raycom	Iowa State/W		Raycom	Iowa State/W
1980-81	TVS/NBC	Colorado/L	1989-90	Raycom	*Missouri/L		ESPN	@Oklahoma/L
	TVS/NBC	Kansas/W		ESPN	@Creighton/L		Raycom	@Okla. State/L
	TVS/NBC	@Okla./ W		Raycom	Missouri/L		Raycom	Kansas St./W
1981-82	TVS/NBC	Iowa State/W		Raycom	Kansas St./W		Raycom	@Missouri/L
	TVS/NBC	Okla. State/W		Raycom	@Kansas/L		Raycom	*Oklahoma/W
	ESPN	Oklahoma/W		Raycom	@Iowa State/L		Raycom	*Missouri/W
	TVS/NBC	Kansas St./L		Raycom	*Oklahoma/L		ESPN	*Okla. State/W
	TVS/NBC	Missouri/L	1990-91	Prime	Creighton/W		CBS	!Penn/L
1982-83	ESPN	@Iowa State/W		Raycom	@Kansas St./W			
	TVS/NBC	@Colorado/L		Raycom	Iowa State/W			
	TVS/NBC	Kansas/W		ESPN	@Colorado/L			
	ESPN	@Oklahoma/L		Prime	Missouri/W			
	TVS/NBC	Okla. State/W		Raycom	Okla. State/L			
	ESPN	Missouri/L		Raycom	Colorado/W			
1983-84	KATZ	@Kansas/L		Prime	Oklahoma/W			
	KATZ	@Kansas St./W		Raycom	Kansas St./W			
	KATZ	Oklahoma/L		Prime	@Okla. State/L			
	KATZ	Missouri/W		Prime	Kansas/W			
	KATZ	Colorado/W		Raycom	*Oklahoma/W			
	KATZ	@Oklahoma/L		Raycom	*Kansas/W			
	KATZ	Kansas St./L		ABC	*Missouri/L			
1984-85	SportsTime	@Okla. State/L		CBS	!Xavier/L			
	SportsTime	Kansas/L	1991-92	ESPN	@Creighton/W			
	KATZ	@Oklahoma/L		Prime	Wisconsin/W			
	SportsTime	@Colorado/L		Raycom	@Colorado			
	SportsTime	@Kansas St./L		Raycom	Missouri/L			
	SportsTime	Iowa State/W		Raycom	@Kansas/L			
	KATZ/AB	@Missouri/L		ESPN	Oklahoma/L			
	SportsTime	@Kansas/L		Prime	Iowa State/W			

*Big Eight Tournament.
!NCAA Tournament



THE LAST TIME...

A PLAYER . . .

Scored 30 points:

Nebraska—32, Eric Piatkowski vs. Oklahoma State, March 2, 1994.
Opponent—34, Jeff Webster, Oklahoma, March 11, 1994.

Scored 40 points:

Nebraska—42, Eric Piatkowski vs. Oklahoma, March 11, 1994.
Opponent—43, Harold Miner, Southern Cal, Nov. 25, 1991.

Hit 90 percent of field goal attempts (min. 10 att.):

Nebraska—.909, Dave Hoppen vs. Arizona State, Dec. 23, 1985 (9-11).
Opponent—.900, Tom Greis, Villanova, Nov. 27, 1987 (9-10).

Hit 100 percent of free throw attempts (min. 10 att.):

Nebraska—10-10, Jamar Johnson at Southern Utah, Nov. 30, 1991.
Opponent—10-10, Jeff Webster, Oklahoma, March 11, 1994.

Had 15 or more rebounds:

Nebraska—16, Bruce Chubick vs. Missouri, March 12, 1994.
Opponent—16, Deryl Cunningham, at Kansas State, Feb. 9, 1994.

Had 10 or more assists:

Nebraska—10, Chris Cresswell vs. Eastern Washington, Dec. 21, 1991.
Opponent—10, Matt Maloney and Jerome Allen, Penn, March 17, 1994.

Had five or more blocked shots:

Nebraska—5, Derrick Chandler vs. Kansas State, March 12, 1993.
Opponent—5, Ted Allen, Colorado, Jan. 25, 1993.

Had five or more steals:

Nebraska—5, Erick Strickland, at Oklahoma State, Feb. 19, 1994.
Opponent—5, Keith Berard, Southern Utah, Jan. 5, 1994.

TEAM . . .

Scored 100 or more points:

Nebraska—105, vs. Oklahoma, March 11, 1994.
Opponent—115, at Oklahoma, Feb. 14, 1994.

Scored 40 or fewer points:

Nebraska—39, vs. Kansas State, March 7, 1984.
Opponent—39, Air Force, Dec. 8, 1962.

Had three or more 20-point scorers:

Nebraska—vs. Wichita State, Dec. 10, 1968 (Bob Gratopp, 27; Marvin Stewart, 20; Jim Brooks, 20).
Opponent—at Oklahoma, Feb. 14, 1994 (Calvin Curry, 33; Jeff Webster, 31; Ken Conley 21).

Had three players with 10 rebounds:

Nebraska—vs. Oklahoma, Jan. 27, 1992 (Derrick Chandler, 20; Carl Hayes, 11; Dapreis Owens, 10).
Opponent—at Missouri, Feb. 10, 1990 (Doug Smith, 11; Jeff Warren, 10; Nathan Buntin, 10).

Shot 70 percent from the field:

Nebraska—.750, vs. Nebraska-Omaha, Jan. 25, 1988 (42-56).
Opponent—.723, vs. Kansas, Feb. 2, 1985 (34-47).

Shot 60 percent from the field:

Nebraska—.642, Kansas State, Feb. 26, 1994 (34-53).
Opponent—.630, at Oklahoma State, Feb. 19, 1994 (34-54).

Shot 90 percent from the free-throw line:

Nebraska—.917, at Kansas, Feb. 6, 1994 (22-24).
Opponent—.900, at Ohio State, Dec. 14, 1988 (27-30).

Had 60 or more rebounds:

Nebraska—66, vs. Colgate, Dec. 4, 1992.
Opponent—62, at Colorado, Feb. 15, 1975.

Had 30 or more assists:

Nebraska—33, vs. Ohio, Dec. 3, 1993.
Opponent—30, at Iowa State, Feb. 3, 1993.

Had 15 or more steals:

Nebraska—22, vs. Florida A&M, Dec. 20, 1993.
Opponent—20, at Oklahoma, Jan. 14, 1993.

Had 10 or more blocks:


Nebraska—10, vs. The Citadel, Dec. 2, 1991.
Opponent—11, Illinois, Nov. 24, 1990.

Had 20 or more turnovers:


Nebraska—21, vs. Missouri, Jan. 24, 1994.
Opponent—20, Colorado, Jan. 8, 1994.

Had 10 or fewer turnovers:


Nebraska—9, vs. Kansas State, Feb. 26, 1994.
Opponent—8, Missouri, March 12, 1994.



Erick Strickland has collected five or more steals three times in his career, with a high of seven last year against Florida A&M.




Terrance Badgett



Erick Strickland




Jason Glock



Mikki Moore




Jaron Boone



Melvin Brooks

JAMMIN'



1994-95 NEBRASKA BASKETBALL SCHEDULE

* Verich Reps 11/4 7:05
 * Russian-Red Army 11/16 7:05

SAN JUAN SHOOTOUT AT BAYAMON, P.R.

Northeast Louisiana 11/25 5:00
 Virginia Tech/Montana State 11/26 TBA
 Illinois/American-Puerto Rico/ 11/27 TBA
 Alabama-Birmingham/College of Charleston

AMERITAS CLASSIC

Morehead State 12/2 6:30
 Idaho State vs. Southern Mississippi 12/2 **8:30
 Consolation 12/3 1:00
 Championship 12/3 **3:10
 Creighton 12/7 7:05
 Michigan State (ABC-TV) 12/10 1:05
 Western Illinois 12/17 8:05
 Northeastern Illinois 12/21 7:05
 Northern Iowa 12/22 7:05
 Delaware State 12/29 7:05
 Appalachian State 12/31 1:05
 Texas (HSE/Prime) 1/4 7:30
 Missouri (Creative Sports) 1/7 TBA
 Long Beach State (ESPN) 1/9 11:00
 Kansas State (ESPN) 1/12 6:30

Missouri-Kansas City 1/18 7:35
 Kansas (ESPN) 1/23 8:30
 Oklahoma (Creative Sports) 1/28 2:50
 Oklahoma State (Creative Sports) 2/1 8:05
 Oklahoma (ABC-TV) 2/5 12:30
 Colorado 2/8 8:05
 Iowa State (Creative Sports) 2/11 12:45
 Kansas (Creative Sports) 2/14 8:05
 Oklahoma State (Creative Sports) 2/18 2:50
 Missouri 2/22 7:05
 Colorado (Creative Sports) 2/25 12:45
 Kansas State 3/1 7:35
 Iowa State 3/5 12:30
 PHILLIPS 66 BIG EIGHT TOURNAMENT 3/10 - 3/12 TBA
 (Creative Sports & ESPN)

* Exhibition ** or 30 minutes after the game.

All times Central and subject to change.

HOME GAMES IN RED.

All home games played at the Bob Devaney Sports Center

For ticket information call: NU Athletic Ticket Office
 402-472-3111