


**\$3.00**  
**NEBRASKA BASKETBALL**  
**1983-84 Media Guide**



## 1983-84 NEBRASKA BASKETBALL TEAM

**Front row (left-to-right):** Anthony White, Eric Williams, volunteer assistant coach Denny Puelz, assistant coach Randy Cipriano, head coach Moe Iba, assistant coach Tom Baack, part-time assistant coach Tim Carter, Brian Carr, David Ponce.

**Back row (left-to-right):** Stan Cloudy, Mike Martz, John Matzke, Ronnie Smith, Dave Hoppen, Keith Neubert, James Moore, Titus Dock, Curtis Moore.

# UNIVERSITY ADMINISTRATION

## BOARD OF REGENTS

Kermit Hansen, Omaha  
Nancy Hoch, Nebraska City  
Robert Koefoot, M.D., Grand Island  
James H. Moylan, Omaha  
John W. Payne, Kearney  
Margaret Robinson, Norfolk  
**President**

Dr. Ronald W. Roskens

Ed Schwartzkopf, Lincoln  
Robert G. Simmons, Jr., Scottsbluff

## Student Regents

Mathew B Wallace, UNL  
Verlin Jansen, UNMC  
Ray Mandery, UNO

## Chancellor

Dr. Martin A. Massengale

# CORNHUSKER ATHLETIC STAFF

## BIG EIGHT INSTITUTIONAL REPRESENTATIVE

Dr. James P. O'Hanlon ..... Nebraska, '57

## ADMINISTRATIVE STAFF

Athletic Director ..... Bob Devaney, Alma College, '39  
Asst. Athletic Director/Sports Information Director. . . Don Bryant, Nebraska, '52  
Asst. Athletic Director/Head Football Coach ..... Tom Osborne, Hastings, '59  
Asst. Athletic Director/Women's Director ..... Dr. June Davis, Manitoba, '69  
Business Manager ..... Gary Fouraker, Nebraska, '73  
Ticket Manager ..... Helen Ruth Wagner, Nebraska  
Asst. Sports Information Director ..... Tom Simons, Nebraska, '82  
Publications Coordinator/SID Assistant ..... Chuck Pool, Nebraska, '80  
Asst. Sports Info. Dir./Women's Director ..... Terry Beek, Central (Iowa), '73  
Ath. Dept. Academics Counselor ..... Ursula Walsh, Rosary College, '58  
Ath. Dept. Strength Coach ..... Boyd Epley, Nebraska, '70  
Ath. Dept. Asst. Strength Coach ..... Mike Arthur, Nebraska, '77

## BASKETBALL STAFF

Head Coach ..... Moe Iba, Oklahoma State, '62  
Assistant Coach ..... Tom Baack, Nebraska, '68  
Assistant Coach ..... Randy Cipriano, Kearney State, '80  
Part-time Assistant Coach ..... Tim Carter, Kansas, '79  
Student Managers ..... Kevin Fricke, Jeff Parks  
Equipment Manager ..... Mel Worster  
Secretary ..... Nancy Williams

## BOB DEVANEY SPORTS CENTER STAFF

Bob Devaney Sports Center Manager and Asst. Athletic Director .....  
Jim Ross, Eastern Michigan, '39  
Administrative Assistant ..... Orval Borgialli, Chadron State, '59  
Administrative Assistant ..... Butch Hug, Midland, '71  
Building Superintendent ..... Jerry Lott, Nebraska, '58  
Staff Assistant ..... Connie Wesslund


## MEDICAL STAFF

Athletic Medicine ..... Dr. Samuel Fuenning, Nebraska, '45  
Team Physician ..... Dr. Pat Clare, Nebraska, '62  
Team Physician ..... Dr. Chuck Newman, Nebraska, '66  
Team Physician Consultant ..... Dr. Paul Goetowski, Creighton, '44  
Head Trainer and Physical Therapist ..... George Sullivan, RPT, Nebraska, '51  
Asst. Trainer and Physical Therapist ..... Jerry Weber, RPT, Nebraska, '74  
Asst. Trainer and Physical Therapist ..... Roland E. 'Duke' LaRue, RPT,  
Buena Vista, '50  
Assistant Trainer ..... Jack Nickolite, Nebraska, '81

The University of Nebraska-Lincoln does not discriminate in any of its employment practices or programs involving student participation.

## **NEBRASKA PLAYER INTERVIEWS**

All media requests for interviews of Nebraska basketball players should be directed to NU Assistant Sports Information Director Tom Simons. (Office: 402-472-2263; Home: 402-489-8313). Players will usually be available early afternoons and evenings, except game days.



## **BOB DEVANEY SPORTS CENTER ARENA**

The press section is located above the C 12 vomitory, which is on the south side. The television camera hut is located directly above the press section, in the C 12 housing.

## **MEDIA FOLLOWS HUSKER BASKETBALL AT HOME AND AWAY**

The Omaha World-Herald and the Lincoln Journal and Star and KFAB Radio will again follow Nebraska basketball at home and away during the 1981-82 campaign.

Kent Pavelka and Tom Johnson of Omaha's KFAB, will be the radio voices of the Huskers over the Nebraska Radio Network.

Staffing for the Omaha World-Herald will be Dave Sittler and Mike Kelly, while the Lincoln Journal and Star will have Virgil Parker, Randy York and Mike Babcock.

# MEDIA INFORMATION

## WORKING CREDENTIALS

Direct all requests for media credentials to: Nebraska Sports Information Office, University of Nebraska, Lincoln 68588. Don Bryant, Director, and Tom Simons, Assistant. Office phone: 402-472-2263. Bryant's home phone: 402-423-6563. Simons' home phone: 402-489-8313.

## WILL CALL

Due to mail service, media passes will not be mailed out in some instances. They may be picked up at the Will Call Window, located under the South Ramp, in the Sports Center.

## RADIO SPACE

Radio requests and information should be made to the attention of the NU Sports Information Office. If spotters are needed please contact the NU Sports Information Office at least three days in advance.

## TELEPHONE SERVICE

To order telephone service installed in the Sports Center press box, broadcasters and writers should call Ruth Michalecki, Director of the University of Nebraska Telecommunications Center, at 402-472-2000.

## PHOTOGRAPHERS

Photography requests and information should be made to the attention of the NU Sports Information Office. **Photographers working the sidelines of the Bob Devaney Sports Center Arena must have an armband. Armbands can be secured from the NU Sports Information Office. Daylight film is recommended for both still and motion pictures in the Devaney Sports Center.**

## COACHES' SCOUTING PASSES

Press box requests made by head coaches for scouting purposes should be made to the attention of the NU Sports Information Office and conform to Big Eight Conference and NCAA regulations.

## GAME SERVICES

Pregame notes (including statistics), programs, running scoring summary, complete game statistics (Flash, halftime, shot charts, flash final and final) and quotes are provided. A press room is located in the southeast corridor on the floor level of the basketball arena. Starting one-and-one-half hours before tipoff, refreshments will be served in the press room (refreshments will also be served in the press box at halftime). Telephones and telecopiers are available in the press room. The cost of the telecopier service is \$35 (\$25 to the University, \$10 in cash to the operator).

## IBA INTERVIEW TIME

The best time to reach NU head basketball coach Moe Iba for an interview is weekdays from 11:30 a.m. to noon CST. The NU basketball office phone number is 402-472-2265.

Also available is the 'Husker Hotline', with comments from Iba and from the Husker players. For the 'Hotline', call 402-472-2262.

**NEBRASKA ATHLETIC DEPARTMENT  
STAFF PHONE NUMBERS  
AREA CODE 402**

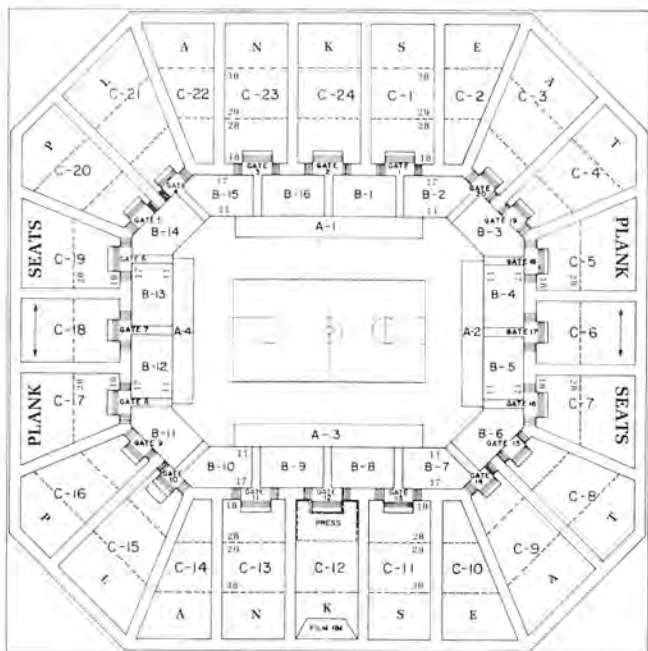
<b>NU Basketball Staff</b>	<b>Office</b>	<b>Home-</b>
Head Coach Moe Iba.....	472-2265	464-3377
Assistant Coach Tom Baack .....	472-2265	488-6785
Assistant Coach Randy Cipriano .....	472-2265	475-3727
Part-time Asst. Coach Tim Carter .....	472-2265	474-5746
Equipment Manager Mel Worster .....	472-1416	432-2352
Basketball Secretary Nancy Williams.....	472-2265	

**Bob Devaney Sports Center Staff**

Asst. AD and Bob Devaney Sports Center Manager		
Jim Ross .....	472-1132	489-5814
Building Superintendent Jerry Lott.....	472-1132	466-9447
Administrative Assistant Orval Borgialli.....	472-1132	489-4459
Administrative Assistant Butch Hug .....	472-1132	466-7103
Staff Assistant Connie Wesslund.....	472-1132	

**NU Athletic Department Staff**

Athletic Director Bob Devaney.....	472-3011	489-5321
Institutional Representative James O'Hanlon.....	472-3669	488-7640
Asst. AD and Sports Information Director Don Bryant.....	472-2263	423-6563
Asst. AD and Head Football Coach Tom Osborne..	472-3116	
Asst. AD/Women's Director Dr. June Davis.....	472-2366	
Business Manager Gary Fouraker .....	472-2273	752-2577
Ticket Manager Helen Ruth Wagner.....	472-3111	
Asst. Sports Information Director Tom Simons ...	472-2263	489-8313
Publications Coordinator/SID Asst. Chuck Pool...	472-2263	476-8477
Head Trainer/Physical Therapist George Sullivan..	472-2276	466-3772
Asst. Trainer/Physical Therapist Jerry Weber.....	472-2276	489-4713
Asst. Trainer/Physical Therapist 'Duke' LaRue ...	472-2102	466-0153
Asst. Trainer Jack Nickolite .....	472-2276	475-2787
Ath. Dept. Academics Counselor Ursula Walsh...	472-2042	475-2734
Ath. Dept. Strength Coach Boyd Epley .....	472-3333	488-4892
Asst. Ath. Dept. Strength Coach Mike Arthur .....	472-3116	466-3180



## **BOB DEVANEY SPORTS CENTER ARENA LAYOUT (14,438)**

Located on the State Fairgrounds, the structure, originally a \$12 million project, but increased to \$13 million by interest on bonds, houses facilities for basketball, indoor track, swimming, wrestling and gymnastics, as well as State Fair functions and a host of other activities.

The basketball arena is shown above and the athletic offices are located under the south stands along with basketball locker areas. Dressing areas for track, wrestling, swimming and gymnastics as well as a practice area for wrestling are situated under the west stands at the left end of the arena.

## Iba: Huskers Can't Rest on Their Laurels

In 1982-83, the University of Nebraska basketball team enjoyed its most-successful season since they stopped having center jumps after every basket.

Coach Moe Iba's third Husker team tied the school record for victories in a 22-10 season, advanced farther in post-season play than any previous Nebraska team by reaching the semifinals of the National Invitation Tournament in New York, exhibited a bright new star in 6-11 freshman center Dave Hoppen, drew a record 195,333 fans to home games at the Bob Devaney Sports Center, and led the Big Eight in attendance for the first time ever with 10,852 per game.

That success ignited the interest of Husker cage fans as they packed the Sports Center for NIT home games vs. Iona and Texas Christian, and early-summer responses indicated that this year the 14,438-seat building could be sold out on a season basis for the first time.

Iba, of course, is delighted with the rapidly increasing support for his team, but he's not one to take anything for granted, and he issued some words of warning about what the Huskers need in order to improve on or match last year's success.

"The key for Dave Hoppen, Stan Cloudy, David Ponce and Eric Williams—the four players we have coming back—is that they have to have very good attitudes," Iba said. "Their enthusiasm for the game has to be the same. If they're satisfied with what we did a year ago, we could have some problems. They have to want to improve, or we won't be very good—but that's true every year."

The key word in that quote just might be the word "four." The Huskers lost eight of 12 lettermen from the highly-successful 1982-83 team, including two starters (6-6 forward Claude Renfro and 6-2 guard Greg Downing) and several key reserves, particularly 6-6 centers Lenard Johnson and Terry Smith.

"A lot of people probably don't remember," Iba continued, "that early in the season Hoppen wasn't playing more than about 19 minutes a game, and even after he started playing more as the conference season went along, when he had an off night, or wasn't hitting his free throws, we were deep. Terry Smith and Lenard Johnson came in and won a lot of ball games for us."



While the loss of Smith and Johnson virtually wipes out the Husker's experienced depth at center, the loss of Renfro and Johnson does the same thing at the big forward, and Downing's loss depletes the guard corps. Also, Downing and Renfro were probably the team's best defensive players in 1982-83 (Downing was named to United Press International's All-Big Eight defensive team), and Smith and Johnson were also strong defensively.

Iba's concerns appear to be well-justified, but he does concede that the four players he has coming back are a pretty good group to build around. Hoppen virtually re-wrote the NU freshman record book as he led the team in scoring (13.9 points per game) and earned second-team All-Big Eight, second-team freshman All-America and All-NIT honors. Cloudy turned into an outstanding offensive threat and was the key to the Huskers' drive to the NIT semis. Ponce was a fine point guard and gives Nebraska quickness that few teams can match. And Williams was invaluable as a part-time starter and third guard off the bench.

"We only have four people coming back," Iba said, "but at one time or another, they all started. We have a good nucleus to build around with those four kids."

With that nucleus returning, two big questions confront Iba in the pre-season: Finding a big forward to replace Renfro, the team's MVP last year, and establishing depth at nearly all positions.

Hoppen is already a solid center, and one with All-America and NBA potential, but with Smith and Johnson gone, the Huskers have no proven depth behind him. Another Smith, 6-9 junior college transfer Ronnie Smith, is the most likely candidate, but he will also figure in a wide-open battle at the big forward with two redshirt freshmen, 6-7 James Moore and 6-6 Mike Martz, and possibly 6-7 freshman recruit Keith Neubert. Even if Smith wins that battle, he will almost certainly be Nebraska's No. 2 center.

Cloudy figures to start the season at small forward again, and should be a strong contender for All-Big Eight honors, but Iba has definite plans to try him at the big guard—depending on the progress made by several newcomers at small forward. They include 6-4 junior college transfer Curtis Moore (a second-team junior college All-American), 6-5 freshman Titus Dock and 6-6 sophomore redshirt John Matzke (a 1981-82 letterman).

Going in, Williams, the Huskers' only three-year letterman, is the leading candidate to replace Downing at the second guard, but he not only faces a possible challenge from Cloudy later on, but Dock and Curtis Moore are two very good athletes and, like Cloudy, are capable of swinging between the second guard and

the small forward. A late recruit, 6-2 junior Anthony White, figures to challenge at both guard spots.

Ponce, another returnee with All-Big Eight potential, should again be the Huskers' point guard after sharing those duties with Downing last year. Brian Carr, a promising 6-1 freshman is in a position to play more than a rookie usually would—which illustrates one of Iba's biggest worries.

"Thanks to the players we have back, most of our starters will have experience," he said, "but the (experienced) depth is not going to be there. Players coming in like (Curtis) Moore, Carr and Dock will all have the opportunity to play in the first year.

"The thing that strikes you when you look at our team is that we have so many new players," he continued. "We think they're going to be good, but we don't know how they'll react once they get on campus and in practice. That makes it really hard to evaluate our team.

"But if a big forward doesn't come through, or if we have trouble at the guard sport . . . Those are the two areas I worry about the most."

## 1983-84 AT A GLANCE

### COACHING STAFF

**Head Coach Moe Iba (Oklahoma State, '62)**—Iba will be starting his 14th year at Nebraska and his fourth season as head coach. The son of famed former Oklahoma State basketball coach Henry P. Iba, Moe was the head coach at Memphis State from 1966-70.

**Assistant Coach Tom Baack (Nebraska, '68)**—In his seventh year on the NU coaching staff, his sixth as assistant coach. Baack was a standout 6-5 forward for the Huskers in 1965-68. A three-year starter, Baack is Nebraska's fourth-leading all time scorer, with 1,293 points.

**Assistant Coach Randy Cipriano (Kearney State, '80)**—Begins his third year at Nebraska, his first as a full-time assistant, after one season as head coach at Ogallala, Neb., High School. Son of the late Husker head coach, Joe Cipriano, Randy was a standout guard at Kearney State College, where he led the Antelopes to the NAIA finals in 1978 and earned All-NAIA Tournament honors.

**Part-time Assistant Coach Time Carter (Kansas, '79)**—Starts his first year on the Nebraska staff after two years as a staff assistant to Coach Billy Tubbs at Oklahoma. A native of Wichita, Kan., Carter previously coached at Wichita North High School and Leavenworth, Kan., High School. He was a two-year letterman at Hutchinson, Kan., Junior College.

## 1983-84 NEBRASKA BASKETBALL TEAM RETURNING LETTERMEN—5

Player	Letters	Pos.	Ht.	Wt.	Class	Hometown	Scoring Avg.	Reb. Avg.
Stan Cloudy	1	G-F	6-4	185	Sr.	Center, Texas	11.7	4.9
Dave Hoppen	1	C	6-11	235	So.	Omaha, Neb.	13.9	5.0
John Matzke*	1	F	6-6	185	So.	Lincoln, Neb.	1.7	1.9
David Ponce	1	G	5-10	165	Sr.	San Jose, Calif.	8.1	1.5
Eric Williams	3	G	6-2	170	Sr.	South Bend, Ind.	4.2	1.2

**STARTERS RETURNING (3):** Cloudy, Hoppen, Ponce.

\*1981-82 letterman, 1982-83 redshirt.

### LETTERMEN LOST—8

Greg Downing	4	G	6-2	175		Duluth, Minn.	7.6	2.5
Brett Hughes	2	G	6-1	170		Waterloo, Ind.	2.0	0.4
Handy Johnson	2	G	6-1	175		Chicago, Ill.	4.9	0.9
Lenard Johnson	2	F-C	6-6	205		Kirkwood, Mo.	4.6	2.6
Claude Renfro	2	F	6-6	185		Winslow, Ariz.	8.9	5.5
Trent Scarlett	2	F	6-6	205		Las Vegas, Nev.	2.1	1.1
Terry Smith	2	C	6-6	215		Moberly, Mo.	5.1	2.2
Kenny Walton	3	F	6-5	200		Indianapolis, Ind.	3.0	2.8

**STARTERS LOST (2):** Downing, Renfro.

### REDSHIRTS RETURNING—3

Mike Martz	F	6-6	200	Fr.	Beatrice, Neb.
John Matzke	F	6-6	185	So.	Lincoln, Neb.
James Moore	F-G	6-7	195	Fr.	Omaha, Neb.

### 1983-84 RECRUITS—6

Brian Carr	G	6-1	165	Fr.	Muncie, Ind.
Titus Dock	G	6-5	185	Fr.	Millen, Ga.
Curtis Moore	F-G	6-4	185	Jr.	Mount Vernon, N.Y.
(Transfer from Independence Junior College, Independence, Kan.)					
Keith Neubert	F	6-7	210	Fr.	Fort Atkinson, Wis.
Ronnie Smith	F-C	6-9	215	Jr.	Galveston, Texas
(Transfer from Henderson County Junior College, Athens, Texas)					
Anthony White	G	6-2	185	Jr.	Wichita, Kan.
(Transfer from Independence Junior College, Independence, Kan.)					

## UNIVERSITY OF NEBRASKA GENERAL INFORMATION

**Location:** Lincoln, Neb. 68588

**Population:** 180,000

**Founded:** 1869

**Enrollment:** 25,102

**Home court:** Bob Devaney Sports Center (1976)

**Capacity:** 14,438

**Press box telephone:** 402-472-2279

**Playing surface:** Wood

**Nickname:** Cornhuskers

**Colors:** Scarlet & Cream

**Conference:** Big Eight

**Chancellor:** Dr. M. A. Massengale

**President:** Dr. Ronald W. Roskens

**Institutional Representative:** Dr. James O'Hanlon

**Athletic Director:** Bob Devaney

**Head Coach:** Moe Iba

**Assistant Coaches:** Tom Baack, Randy Cipriano, Tim Carter

**Basketball telephone:** 402-472-2265

**Sports Information Director:** Don Bryant

**Office phone:** 402-472-2263

**Home phone:** 402-423-6563

**Assistant SID:** Tom Simons

**Home phone:** 402-489-8313

**Publications Coordinator:** Chuck Pool

**Home phone:** 402-476-8477

# HUSKERS CRACK NCAA TOP 20, LEAD BIG EIGHT ATTENDANCE

Although the Huskers' 10,852 season home attendance average in 1982-83 was over 1,000 less than their record home attendance mark of 11,979 in 1978-79, Nebraska still led the Big Eight in attendance for the first time ever and ranked 20th nationally in home attendance—ahead of such traditional cage powers as UCLA, Notre Dame, North Carolina and others.

The Huskers cracked the 14,000 mark six times in the last eight home games at the 14,438-seat Bob Devaney Sports Center last year, including the season's largest crowds of 14,712 for Iona in the second round of the National Invitation Tournament and 14,753 for Texas Christian in the NIT quarterfinals. (In the latter game, the building was sold out over-the-counter in a little over six hours—after fans began lining up at the ticket office before 6 a.m. the day after the Iona game).

In total season attendance, home and away, the Huskers played before 344,082 fans, the 21st-highest NCAA figure in 1982-83.

Nebraska's attendance figures last year were indicative of attendance throughout the Big Eight as the conference averaged 9,005 for 133 sessions, up 313 per game, or 3.60 percent. The Big Eight's attendance was fourth among major conferences, trailing the Big Ten (11,499), Southeastern (10,716) and Big East (9,108), but leading the Western Athletic (8,740), Atlantic Coast (8,568), Metro (7,585), Missouri Valley (7,309), Pacific-10 (6,179) and Southwest (5,692) in the top 10.

The top 25 in NCAA attendance in 1982-83:

	G/S	Attendance	Average	Change	
1. Kentucky	15	356,776	23,785	Up	592
2. Syracuse	16	326,413	20,401	Up	1,550
3. Brigham Young	15	303,957	20,264	Down	960
4. New Mexico	15	247,969	16,531	Down	16
5. Louisville	15	246,617	16,441	Up	476
6. Indiana*	16	261,315	16,332	Up	875
7. Minnesota	15	238,494	15,900	Down	139
8. Iowa	14	207,444	14,817	Up	1,452
9. Vanderbilt	17	237,584	13,976	Down	469
10. Purdue	14	185,932	13,281	Down	34
11. Illinois	15	194,384	12,959	Down	2,348
12. Utah	15	188,943	12,596	Up	418
13. Tennessee	15	188,536	12,569	Up	21
14. Georgetown	15	179,043	11,936	Up	3,345

15. Ohio State	16	184,689	11,543	Down	1,182
16. Louisiana State**	16	184,656	11,541	Down	2,578
17. De Paul	20	226,269	11,313	Down	2,245
18. Alabama***	14	155,054	11,075	Up	418
19. Marquette	16	174,092	10,881	Down	15
<b>20. Nebraska</b>	<b>18</b>	<b>195,333</b>	<b>10,852</b>	<b>Up</b>	<b>579</b>
21. UCLA	15	162,760	10,851	Down	110
22. Notre Dame	19	204,807	10,779	Down	385
23. Memphis State	16	171,357	10,710	Up	1,274
24. North Carolina+	13	137,468	10,574	Down	271
25. North Carolina State	15	157,850	10,523	Up	483

†All-time national record. INCLUDES: \*two games in Indianapolis; \*\*one game in New Orleans; \*\*\*one game in Birmingham; + three games in Greensboro, one game in Charlotte.

(Source: The NCAA News, Aug. 3, 1983)



Thousands of Husker fans lined up outside the Memorial Stadium Ticket Office on March 22, seeking tickets to Nebraska's March 24 NIT quarterfinal game vs. Texas Christian. Fans started lining up before 6 a.m. and, despite a limit of four tickets per customer, the 14,438-seat Sports Center sold out within five hours after windows opened at 9 a.m.

# 1983-84 UNIVERSITY OF NEBRASKA ALPHABETICAL ROSTER

No.	Name	Pos.	Ht.	Wt.	Birthdate	Class	Hometown (High School)
10	Carr, Brian	G	6-1	165	12/12/64	Fr.	Muncie, Ind. (Burriss)
45	*Cloudy, Stan (1)	G-F	6-4	185	8/17/61	Sr.	Center, Texas
13	Dock, Titus	G-F	6-5	185	2/7/64	Fr.	Perkins, Ga. (Millen County)
42	*Hoppen, Dave	C	6-11	235	3/13/64	Soph.	Omaha, Neb. (Benson)
	Jackman, Bill (2)	F	6-9	210	10/12/63	Soph.	Grant, Neb. (Perkins County)
54	†Martz, Mike	F	6-6	200	9/3/61	Fr.	Beatrice, Neb.
50	*†Matzke, John	F	6-6	190	2/16/63	Soph.	Lincoln, Neb.
30	Moore, Curtis (3)	G-F	6-4	185	10/24/62	Jr.	Mount Vernon, N.Y.
35	†Moore, James	G-F	6-7	195	11/25/63	Fr.	Omaha, Neb. (Burke)
34	Neubert, Keith	F	6-7	210	9/13/64	Fr.	Fort Atkinson, Wis.
12	*Ponce, David (4)	G	5-10	165	9/16/61	Sr.	San Jose, Calif. (Mount Pleasant)
44	Smith, Ronnie (1)	F-C	6-9	215	4/21/62	Jr.	Galveston, Texas (Ball)
32	White, Anthony (3)	G	6-2	175	4/11/63	Jr.	Wichita, Kan. (Northwest)
24	***Williams, Eric	G	6-2	170	7/5/60	Sr.	South Bend, Ind. (Washington)

\*—Denotes letters earned; †—1982-83 redshirt.

**Head Coach:** Moe Iba

**Assistant Coach:** Tom Baack

**Assistant Coach:** Randy Cipriano

**Part-time Assistant Coach:** Tim Carter

(1)—Transfer from Henderson County Junior College, Athens, Texas.

(2)—Transfer from Duke University, ineligible in 1983-84.

(3)—Transfer from Independence Junior College, Independence, Kan.

(4)—Transfer from North Idaho College, Coeur d'Alene, Idaho.

# 1983-84 UNIVERSITY OF NEBRASKA NUMERICAL ROSTER

No.	Name	Pos.	Ht.	Wt.	Birthdate	Class	Hometown (High School)
10	Carr, Brian	G	6-1	165	12/12/64	Fr.	Muncie, Ind. (Burris)
12	*Ponce, David (1)	G	5-10	165	9/16/61	Sr.	San Jose, Calif. (Mount Pleasant)
13	Dock, Titus	G-F	6-5	185	2/7/64	Fr.	Perkins, Ga. (Millen County)
24	**Williams, Eric	G	6-2	170	7/5/60	Sr.	South Bend, Ind. (Washington)
30	Moore, Curtis (2)	G-F	6-4	185	10/24/62	Jr.	Mount Vernon, N.Y.
32	White, Anthony (2)	G	6-2	175	4/11/63	Jr.	Wichita, Kan. (Northwest)
34	Neubert, Keith	F	6-7	210	9/13/64	Fr.	Fort Atkinson, Wis.
35	+Moore, James	G-F	6-7	195	11/25/63	Fr.	Omaha, Neb. (Burke)
42	*Hoppen, Dave	C	6-11	235	3/13/64	Soph.	Omaha, Neb. (Benson)
44	Smith, Ronnie (3)	F-C	6-9	215	4/21/62	Jr.	Galveston, Texas (Ball)
45	*Cloudy, Stan (3)	G-F	6-4	185	8/17/61	Sr.	Center, Texas
50	*+Matzke, John	F	6-6	190	2/16/63	Soph.	Lincoln, Neb.
54	+Martz, Mike	F	6-6	200	9/3/61	Fr.	Beatrice, Neb.
	Jackman, Bill (4)	F	6-9	210	10/12/63	Soph.	Grant, Neb. (Perkins County)

\*—Denotes letters earned.

**Head Coach:** Moe Iba

**Assistant Coach:** Tom Baack

**Assistant Coach:** Randy Cipriano

**Part-time Assistant Coach:** Tim Carter

(1)—Transfer from North Idaho College, Coeur d'Alene, Idaho.

(2)—Transfer from Independence Junior College, Independence, Kan.

(3)—Transfer from Henderson County Junior College, Athens, Texas.

(4)—Transfer from Duke University, ineligible in 1983-84.



## **CORNHUSKER BASKETBALL SCHOOL**

More than 10,000 grade school, junior high, and high school athletes have attended the Cornhusker basketball school since it was started in June of 1964 by the late Nebraska basketball coach Joe Cipriano.

Except for the elementary and junior high boys' day camp, all participants are housed on the Nebraska campus. The five one-week sessions in the 1983 school begin with a boys camp, May 29-June 2, followed by the boys' Classes C and D team camp, June 5-9, the boys' A and B team camp, June 12-16, the elementary and junior high boys' day camp, June 19-23, and a second boys' camp, June 26-30.


Each day of camp consists of three two-hour sessions, designed to give each camper instructions in basic fundamentals, conditioning, and actual playing experience.

During each week of camp there will be one on one and three on three tournaments, along with free throw and shooting contests.


Nebraska was the first school in the Big Eight to begin a clinic of this type and former Husker standouts Sam Martin, Bob Gratopp, Chuck Jura, Jerry Fort and Bob Siegel were all part of the Cornhusker basketball school serving as instructors or participants.

The school is under the supervision of the Nebraska coaching staff, various high school coaches from around the state and senior graduates from the previous year Nebraska team.





## MEET THE HUSKERS



# 45

## STAN CLOUDY

Forward-Guard




Senior . . . 8/17/61 . . . 6-4 . . . 185 . . . Center, Texas . . . 1L

### At Nebraska

**1983-84**—After playing the small forward for the Huskers as a junior, Cloudy could move to the big guard this year. At either position, he should be a strong candidate for All-Big Eight honors.

**1982-83**—Any number of factors were keys to Nebraska's 22-10 season and the Huskers' drive to the semifinals of the National Invitation Tournament, but if any one player were to be singled out for getting NU to the NIT semis at Madison Square Garden, it would have to be Stan Cloudy . . . In one of the finest sustained performances in pressure situations ever by a Husker cager, Cloudy led NU in both scoring and rebounding in its three wins over Tulane, Iona and Texas Christian, scoring 20 points and grabbing a career-high 14 rebounds vs. Tulane, scoring a career-high 24 points and getting eight rebounds vs. Iona, and scoring 18 points and hauling in nine boards vs. TCU . . . During that stretch, he hit 27 of 47 shots from the field for 57.4 percent and canned eight of 10 free throws while passing out 14 assists . . . Like the rest of the Huskers, he cooled off considerably in the semifinal loss to De Paul as he failed to score until the second half and wound up just 2-of-13 from the field for four points . . . "If anyone got us to New York, it was Stan Cloudy," Husker Coach Moe Iba said after the loss to the Blue Demons . . . Recruited as a defensive specialist and strong inside player, Cloudy surprised nearly everyone by becoming an offensive star for the Huskers as he steadily gained confidence through the course of the season . . . Led the team in minutes played (1,021, or 31.9 per game), field goals (169) and assists (106), shared the team lead with Hoppen in field goal attempts (311), was the No. 2 scorer (11.7), was one off the team lead in steals (45), was second among the regulars in field-goal percent (54.3), was third in rebounding (4.9 per game), and shot a solid 70.6 percent from the free-throw line . . . Nebraska's top outside scoring threat, he prompted Iba to say at mid-season. "Every time he shoots, I think it's going to go in." . . . In addition to the 14 rebounds vs. Tulane, he had team single-game highs of 10 field goals (vs. Oklahoma twice and Tulane), 17 field-goal attempts (twice), and assists (eight vs. Kansas State) . . . After a finish that saw him hit 66 of 112 field-goal

Continued Page 43



# 12

## DAVID PONCE

Guard



Senior . . . 9/16/61 . . . 5-10 . . . 165 . . . San Jose, Calif. . . . 1L

### At Nebraska


**1983-84**—Probably the quickest player ever in a program long noted for its overall quickness, Ponce will once again do the bulk of the Huskers' ballhandling in the point guard position, and will be a strong candidate for All-Big Eight honors.

**1982-83**—The transfer from North Idaho College moved into the starting lineup for good after scoring a career-high 26 points in leading the Huskers to a 65-62 win at Creighton in the season's third game . . . Against the Bluejays, he was 4-of-4 from the field, made 18 of 19 free-throw attempts (the former figure breaking a 21-year old school record) and collected six steals . . . Huskers' player-of-the-week nominee after that performance . . . He was fourth on the team in scoring (8.1 ppg), led in free-throw percentage (.802 on 85 of 106), was second in assists (101) and third in steals (36) . . . Ranked sixth in the Big Eight in free-throw percentage . . . Player-of-the-week nominee again in the final week of the regular season when he followed a nine-point game in NU's 60-58 win at Kansas, March 2, with his finest Big Eight performance—19 points vs. Oklahoma State on 8-of-9 field-goal shooting and 3-of-4 free-throw shooting . . . Huskers' leading scorer six times, including twice during a three-game stretch late in the season when fellow guard Greg Downing did not start because of a sprained ankle suffered against Missouri, Feb. 26 . . . His eight assists vs. UMKC equaled (with Stan Cloudy) the team's individual game high . . . Says Husker Coach Moe Iba, "He's probably as quick getting up and down the floor as anyone in the league."

### At North Idaho College

**1981-82**—After transferring from the University of Portland, Ponce was the spark plug for Coach Rolly Williams' 26-7 team that finished with the No. 14 ranking among the nation's junior colleges. An All-Region 8 NJCAA selection, Ponce averaged 12.9 points, 7.4 assists and 4.2 steals per game while shooting 53 percent from the field and 70 percent from the free-throw line.

Continued Page 45



# 24

## ERIC WILLIAMS

Guard



Senior . . . 7/5/60 . . . 6-2 . . . 170 . . . South Bend, Ind. . . . 3L

### At Nebraska

**1983-84**—Huskers' third guard and a part-time starter as a junior, Williams figures to have an excellent chance to be Nebraska's starting second guard as a senior.

**1982-83**—Started the first two games vs. Denver and Montana, then was forced to sit out the season's third game at Creighton, Dec. 4, after he had sprained an ankle in a practice session earlier that week . . . Steady, consistent player was Nebraska's third guard most of 1982-83 . . . Came off the bench to provide valuable depth behind starters Greg Downing and David Ponce until Downing sprained an ankle in the final 10 seconds of a 54-51 loss to Missouri, Feb. 26 . . . Moved back into the starting lineup for the next three games and hit 6-of-13 from the field, 10-of-14 at the line to score 23 points in those three starts . . . Had career highs of 13 points, six rebounds in NU's 77-68 win over Oklahoma State in the regular-season finale.

**1981-82**—Redshirted after breaking his cheekbone in early drills.


**1980-81**—Played in 20 games, averaging 2.3 points and 0.9 rebounds per appearance, while shooting .377 from the field and .625 from the line. Eric recorded career highs of 13 points and four rebounds in the Huskers' 81-61 win over Iowa State, Feb. 18.

**1979-80**—Eric averaged 2.0 points in 16 games and 155 minutes played. His bests were six points against Cal. St.-Bakersfield on Dec. 13 in Lincoln and three rebounds against Hawaii on Dec. 29 in Honolulu. Williams appeared in six Big Eight games for 29 minutes and averaged 1.0 points.

### At Washington High School

**1975-79**—Under Coach John Solmes, Williams started 87 straight games at both forward and guard, and scored 1,431 points in his four-year career. As a senior, he averaged 16 points, eight rebounds, five assists and five steals a game, while

Continued Page 45





# 42

## DAVE HOPPEN

Center

All-NIT

Second-Team

All-Big Eight

Second Team

Freshman

All-American

Sophomore . . . 3/13/64 . . . 6-11 . . . 235 . . . Omaha, Neb. . . 1L




### At Nebraska

**1983-84**—With Missouri's Steve Stipanovich and Oklahoma State's Leroy Combs playing in the NBA, Hoppen could become the league's top center over the next three seasons. With continued, consistent improvement, he could become one of the best all-around centers in the country.

**1983 National Sports Festival**—Playing for Coach Moe Iba's North team, Hoppen hit 18 of 25 shots from the field (72.0 percent) and 19 of 28 at the free-throw line (67.9 percent), averaged 13.8 points and 3.7 rebounds per game in four games. Among his teammates were Benoit Benjamin of Creighton, Kerry Boagni of Kansas, and Jim Roder of Kansas State.

**1982-83**—Widely regarded as the "sleeper" of the 1982 national high school recruiting class, Hoppen came on better than most probably expected and earned second-team All-Big Eight honors from both the Associated Press and United Press International, freshman All-Big Eight by UPI, second-team freshman All-America from Basketball Weekly and first-team All-National Invitation Tournament . . . One of two Husker players (along with forward Claude Renfro) to start all 32 games, Hoppen led Nebraska in scoring (13.9 points per game) and blocked shots (19), and was second on the squad in rebounding (5.0) while shooting 52.4 percent from the field and 74.8 percent at the line . . . Also named to UPI's Big Eight all-freshman team and was honorable-mention All-Midwest according to Basketball Weekly . . . Set NU freshman records for free throws made (119), free throws attempted (159), points scored (445), rebounds (161) and free-throw percentage (.748), and shares the freshman single-game scoring record (27) with 1972-73 rookie Jerry Fort . . . Earned All-NIT honors for a strong second-half performance in the semifinals vs. DePaul in New York . . . After a scoreless first half against 6-11 Brett Burkholder and 6-10 Walter Downing, Hoppen scored 15 second-half points (including nine-straight at one juncture), played a key role in fouling out Downing and 6-5 guard Tony Jackson, and the Huskers rode his broad shoulders from a 15-point first-half deficit to a 52-52 tie with 8:42 left . . . He scored in double

Continued Page 43



# 50

## JOHN MATZKE

Guard-Forward



Sophomore . . . 2/16/63 . . . 6-6 . . . 185 . . . Lincoln, Neb. . . . 1L

### At Nebraska

**1983-84**—After a redshirt year in 1982-83, Matzke figures to have a good chance to earn playing time at either forward or guard.

**1982-83**—Redshirted along with freshmen Mike Martz and James Moore.

**1981-82**—Played in nine games (four in the Big Eight), averaging 1.7 points and 1.9 rebounds per appearance while shooting 31.6 percent from the field (6-of-19) and 50 percent from the free-throw line (3-of-6). Had season highs of five points vs. Creighton and seven rebounds (sharing the team lead) vs. Sacramento State.

### At Lincoln High School

Playing for Coach Alden Johnson, Matzke averaged 21.4 points and 9.9 rebounds per game in 1980-81 and was named to the all-state, all-class teams of both the Lincoln Journal and Star and the Omaha World-Herald. He also earned all-city honors. As a junior, he scored 14.0 points per game and grabbed 4.0 per contest. Also lettered twice in baseball, once in cross country.

### Personal

Parents: Stan and Dorothy Matzke. Full name is John Hartwig Matzke. Last name is pronounced: MAT-ski. One brother, one sister. His father was a star guard for the Huskers from 1951-55.

#### MATZKE'S TOTALS

Year	g-gs	fg-fga	pct.	ft-fta	pct.	rb	avg.	pf-d	pts.	avg.	high game
1981-82	9-0	6-19	.316	3-6	.500	17	1.9	8-0	15	1.7	5, Creighton

Rebounding High: 7 vs. Sacramento State

Assist High: 1 vs. South Dakota State

Year	min.	as	to	bs	st
1981-82	41	1	5	0	1



# 30

## **CURTIS MOORE**

**Guard-Forward**



**Junior . . . . 6-4 . . . . 185 . . . . Mount Vernon, N.Y.**

### **At Nebraska**

**1983-84**—An excellent jumper, Moore figures to have excellent chance to earn a starting job at the small forward, a development that would enable returnee Stan Cloudy to move to the backcourt. He's also capable of filling in at the guard spots.

### **At Independence Junior College**


Teaming with fellow Husker recruit Anthony White, Moore earned second-team junior college All-America honors from both the NJCAA and the Basketball Times after leading Coach Bob Kivisto's Pirates to a 33-5 record and sixth place in the NJCAA Tournament in 1983. The most valuable player for Independence last year, he led the team in scoring and rebounding at 18.1 points and 6.0 rebounds per game, while shooting 54 percent from the field and 71 percent at the free-throw line.

### **At Mount Vernon High School**

As a senior for Coach Tony Fiorentino in 1980-81, Curtis averaged 18 points, 10 rebounds and four assists per game and recorded 66 dunks in leading Mount Vernon to a 27-2 record and the public school state championship in New York. As a sophomore in 1978-79, he teamed with former Louisville star Rodney McCray to lead Mount Vernon to the state title, and he finished his three-year career with 1,061 points and a 76-5 record. He is the fourth-leading career scorer at a school that has produced 10 National Basketball Association draft picks in the last 15 years, trailing another former Louisville star, Scooter McRay (Rodney's brother), Sam Williams (brother of Gus and Ray Williams), and his own older brother, Lowes, an honorable-mention All-American at West Virginia who played for the New Jersey Nets in 1981-82 and the San Diego Clippers in 1982-83.

### **Personal**


Recreation major. Son of Mrs. Jeannette Moore. Native of Mount Vernon, N.Y.



# 44

## **RONNIE SMITH**

**Forward-Center**



**Junior . . . 4/21/62 . . . 6-9 . . . 215 . . . Galveston, Texas  
At Nebraska**

**1983-84**—After transferring from Henderson County Junior College in Athens, Texas (the same school which produced Husker senior swingman Stan Cloudy), Smith figures to have an excellent chance to earn the starting job at big forward . . . He's also the top candidate to backup sophomore center Dave Hoppen.

### **At Henderson County Junior College**

**1982-83**—Playing only his second season of organized basketball in six years, Smith averaged 12.5 points and eight rebounds on Coach Leon Spencer's team which finished 25-6 and won the Texas East Conference championship . . . Played on team with six players averaging in double figures and Spencer said, "His scoring average is a little deceiving . . . Ronnie did everything we asked him to do . . . He could have scored more, but we played him low, with his back to the basket."

**1981-82**—Sat out the season after transferring from Texas College . . . Roomed with Cloudy.

### **At Texas College**


**1980-81**—After growing 4½ inches since graduating from high school in 1979, Smith averaged 13 points and eight rebounds per game while playing his first year of basketball since he was a 6-3 sophomore at Galveston, Texas, Ball HS in 1976-77 . . . Smith had not attended college during the previous academic year while working for a third year at a fried chicken franchise in Galveston.

### **At Galveston Ball High School**

Smith played only as a 6-3 sophomore reserve in 1976-77, then worked full time in the fried chicken franchise as a junior and senior to help support his family.

### **Personal**


Son of Neil Smith and Peggy Winfield . . . Has one brother, two sisters . . . Plans to major in business.





# 32

**ANTHONY WHITE**  
Guard



**Junior . . . 4/11/63 . . . 6-2 . . . 175 . . . Wichita, Kan.**

### **At Nebraska**

**1983-84**—After transferring from Independence Junior College along with swingman Curtis Moore, White figures to challenge for playing time at both guard spots.

### **At Independence Junior College**


Teamed with fellow Husker recruit Curtis Moore to help lead Coach Bob Kivisto's Pirates to a 33-5 record and a sixth-place finish in the National Junior College Athletic Association Tournament last year. White averaged 12.3 points and 2.4 rebounds per game while passing out 207 assists and making 80 steals in 38 games—averages of 5.4 and 2.1, respectively. Earned first-team All-J-Hawk Conference East Division honors.

### **At Wichita Northwest High School**

White earned all-city honors as a standout guard for Coach Art Louvar as a senior in 1981-82. He also lettered in football at Wichita Northwest.


### **Personal**

Major: Business. Son of Doris Martin, he has 10 brothers and sisters. Native of Wichita, Kan.



# 10

## **BRIAN CARR** Guard



**Freshman . . . 12/12/64 . . . 6-1 . . . 165 . . . Muncie, Ind.**

### **At Nebraska**


**1983-84**—With just two experienced guards back (David Ponce and Eric Williams) Carr could have a good shot at earning a good deal of playing time as a freshman.

### **At Muncie Burriss High School**

Playing for Coach Steve Shondell at a laboratory school affiliated with Ball State University, Carr led his team in scoring and was the team's most valuable player four-straight years . . . He finished his career with over 1,200 points and as a senior, averaged 23.0 points and 6.0 assists per game while shooting 52.5 percent from the field and 78.8 percent at the free-throw line . . . He led the city of Muncie in scoring and free-throw percentage as both a junior and senior, averaging 17.5 points and shooting 84 percent at the line as a junior . . . All-conference and all-city all four years.

### **Personal**

Industrial arts major in Teachers College . . . Son of Pete and Marilyn Carr, he has two brothers and a sister . . . Native of Muncie, Ind.



# 13

## **TITUS DOCK** Guard-Forward



**Freshman . . . 2/7/64 . . . 6-5 . . . 185 . . . Perkins, Ga.**

### **At Nebraska**


**1983-84**—A talented, versatile player, Dock figures to provide the Huskers with excellent depth at both guard and forward, and could challenge for a good deal of playing time . . . Signed with NU in November 1982.

### **At Jenkins County High School (Millen, Ga.)**

A first-team all-state selection in Georgia's smallest classification, Dock was his team's most valuable player and led Coach Mac Morrison's team in rebounding at 16.1 per game . . . Also averaged 19.5 points per game while shooting 53 percent from the field and 61 percent at the line in leading Jenkins County (twice ranked No. 1 during the season) to a 21-6 record and a state tournament berth . . . Played in the Georgia All-Star Game, July 20, at the Omni in Atlanta . . . Also a standout hurdler in track.

### **Personal**

**Major:** Undeclared . . . Son of Mr. and Mrs. C. J. Dock, he has seven brothers and three sisters . . . Born at Augusta, Ga.



# 54

## **MIKE MARTZ**

**Forward**



**Freshman . . . 9/3/63 . . . 6-6 . . . 200 . . . Beatrice, Neb.**

### **At Nebraska**

**1983-84**—After a redshirt season, Martz should have a good shot at earning playing time at either forward position.

**1982-83**—Redshirted along with fellow freshman James Moore and sophomore John Matzke.

### **At Beatrice High School**

Martz averaged 19 points and 13 rebounds as a senior for Coach Jim Edwards' Orangemen, and earned first-team all-state honors from the Omaha World-Herald, despite his team's 9-8 record and the fact he was a member of the most highly-touted senior class ever among Nebraska preps. A second-team all-state selection by the Lincoln Journal and Star, Martz, usually saved his top performances for the biggest games. As a sophomore, he scored 27 points against No. 1-ranked Lincoln East in the district final, and as a senior, he scored 28 against state champion Lincoln Northeast. Led the South team in scoring in last summer's state high school all-star game with 18 points on 9-of-15 shooting.

### **Personal**

Son of Max and Linda Martz. Father was a three-year football letterman at Nebraska from 1957-59, playing end and halfback. Has one brother and two sisters. Plans to major in finance. Native of Charleston, S.C.






# 35

## **JAMES MOORE**

**Guard-Forward**



**Freshman . . . 11/25/63 . . . 6-7 . . . 195 . . . Omaha, Neb.**

### **At Nebraska**

**1983-84**—After redshirting as a freshman in 1982-83, Moore could become a valuable contributor to the Husker program at either guard or forward.


**1982-83**—Redshirted along with fellow freshman Mike Martz and sophomore John Matzke.

### **At Burke High School**

A rare three-year starter for Coach John Johnette, Moore averaged 17.8 points and 9.9 rebounds as a senior to lead the Bulldogs to a 15-8 record and a berth in the state tournament. A second-team all-state selection, he averaged 10 rebounds per game for his career. A three-year letterman in track, he was an outstanding long jumper. In last summer's state high school all-star game, Moore scored seven points and had five rebounds.

### **Personal**

The son of Mary Moore, he has one brother and one sister. Native of Omaha.



# 34

## **KEITH NEUBERT**

**Forward**



**Freshman . . . 9/13/64 . . . 6-7 . . . 220 . . . Fort Atkinson, Wis.**

### **At Nebraska**

**1983-84**—A big, strong forward with good mobility, Neubert is also a fine shooter and could figure highly in the Huskers' plans as a freshman.

### **At Fort Atkinson High School**

One of the top offensive players in Wisconsin, Neubert led the smallest school in the state's largest classification to a 19-1 record and the No. 2 final ranking . . . Averaged 24.5 points and 9.3 rebounds per game while shooting 52.7 percent from the field and 67.7 percent at the free-throw line for Coach Don Gruber . . . Fort Atkinson's first-ever all-state selection, he played in the Wisconsin All-Star Game at Madison in July, and was named to prep All-America teams by Street & Smith and Adidas.

### **Personal**

Plans to major in communications . . . Spent the summer working in Madison and working out with several University of Wisconsin basketball players (NU plays the Badgers at Madison, Dec. 5) . . . Son of Robert and Jean Neubert, he has one brother and one sister . . . Native of Fort Atkinson . . . Name pronounced "new-bert."

## **BILL JACKMAN**

**Forward**



**Sophomore . . . 10/12/63 . . . 6-8½ . . . 205 . . . Grant, Neb.**

### **At Nebraska**

**1983-84**—Jackman will sit out the season after transferring from Duke University.

### **At Duke**

**1982-83**—As a freshman, Jackman played in 21 games, starting two, for the Blue Devils . . . Hit 36-of-91 from the field for 39.6 percent (including 5-of-9 on three-pointers), made all 10 free-throw attempts, averaged 1.6 rebounds, 3.2 points and 10.6 minutes per game . . . Highs were 12 points vs. Davidson, 11 vs. Maryland.

### **At Perkins County High School**

One of the most-highly touted players every to play at a Nebraska high school, Jackman led the Plainsmen to a 78-4 record and two Class C (the third of Nebraska's four classes) state championships in his career, the first state title under Coach Tom Lawson in 1981, the second under Coach Doyle Denney in 1982 . . . Two-time all-class, all-state selection . . . Played with Nebraska all-stars in Las Vegas B.C.I. Tournament in summer of 1981, teaming with present Husker teammates Dave Hoppen, Mike Martz and James Moore . . . Also played on the same team with Hoppen in the Omaha YMCA league last summer . . . Earned four letters in basketball, three each in football and track . . . DAR local and state essay winner, Boys State, Hugh O'Brien Leadership Foundation, Honor Society, honor roll three years.

### **Personal**

Son of Mrs. H. L. Jackman, he has four brothers . . . Business major . . . An uncle, Charles Mulvaney, was a Husker basketball letterman in 1945-46 . . . Hobby is collecting matches, he also plays the drums . . . Born at Grant, Neb.

## 1983-84 PLAYER BIOS, CONT.

### Stan Cloudy—From Page 17

attempts for 58.9 percent and average 16.8 points in the nine games leading up to the De Paul loss, voters who failed to give him any All-Big Eight mention may have wanted their ballots back, but Basketball Times named him to its third-team All-America junior-college transfer team . . . Game-in, game-out consistency may have hurt him from a recognition standpoint, too, as he was never a conference player-of-the-week nominee, either . . . Huskers' leading scorer in eight games, leading rebounder in 10 . . . Scored in double figures 18 times, including seven of the last eight, 13 of the last 17 . . . In Big Eight stats, Cloudy was 18th in scoring, ninth in field-goal percentage, eighth in steals (in conference games only, he was 17th in scoring, fifth in assists, ninth in steals).

### At Henderson County Junior College

Cloudy earned first-team National Junior College Athletic Association All-American honors when he led Coach Leon Spencer's Henderson County team to a 33-3 record and third place in the NJCAA Tournament in 1981-82. He averaged 17.5 points and 8.6 rebounds per game, while shooting 64.7 percent from the field. He was twice named the school's outstanding defensive player, as well as overall MVP. A two-time All-Texas Eastern Eastern Conference selection, Cloudy was named the outstanding player in the NJCAA zone tournament in 1981 when Henderson finished 21-12.

### At Center High School

Playing guard for Coach Terry Cully, Cloudy was a Texas all-state selection and was named the most valuable player in his conference.

### Personal

Son of Lucille Cloudy. Physical education major. He was born at Center, Texas.

#### LOUDY'S TOTALS

Year	g-gs	fg-fga	pct.	ft-fta	pct.	rb	avg.	pf-d	pts.	avg.	high game
1982-83	32-30	169-311	.543	36-51	.706	156	4.9	76-1	374	11.7	24 Iowa

Rebounding High: 14 vs. Tulane

Assist High: 8. Kansas State

Year	min.	as	to	bs	st
1982-83	1021	106	54	2	45

### Dave Hopp—From Page 23

figures in 25 of 32 games, including five games of 20 or more (20 at Iowa State, 24 at Colorado, 27 vs. Kansas State, 25 vs. Iowa State, 21 at Oklahoma) . . . His career high of 27 vs. K-State, Jan. 26, is the best for a Nebraska player since Andre Smith scored 30 in a losing (76-69) effort in the first round of the 1980 NIT at Michigan . . . Led Huskers in scoring 13 times and in rebounding eight times, with a rebounding high of 11 in his Big Eight debut at Iowa State, Jan. 18 . . . Had eight boards six times . . . Had Nebraska individual game highs of 17 field goal attempts (8 made) at Oklahoma, eight free throws without a miss at Kansas State, 90.0 percent field goal shooting (9-10) at K-State, three blocked shots vs. Kansas . . . Longest consecutive free-throws made string was 18 (ended vs. Iowa State, Feb. 19) . . . Had nine perfect games at the line . . . NU Big Eight player-of-the-week nominee five times, and became the first Husker in two years to win the award, Feb. 21, after scoring 41 points in wins over Kansas State and Iowa State . . . Scored 14 of his 16 points vs. K-State in the second half to hold off the Wildcats, then

Continued Next Page

## 1983-84 PLAYER BIOS, CONT.

### Dave Hoppen, Cont.

scored 25, including two clinching free throws with seven seconds left in a 67-66 win over the Cyclones . . . For that week, he was 11-of-16 from the field (11-of-13 after the first half at KSU), 19-of-23 at the free-throw line.

### At Benson High School

A consensus all-class, all-state selection as a junior and senior, Hoppen led the Bunnies to the state finals in 1981 and to the semifinals in 1982. Playing for Coach Terry Shelsta as a senior, he earned Converse All-America honors while averaging 24.3 points and 12.5 rebounds in leading Benson to a 20-4 record. Last summer, he dominated the Nebraska all-star game, scoring 27 points (including 13-of-13 free-throw shooting) and grabbing 16 rebounds, each figure one short of the game record. He also lettered twice in football and once in baseball at Benson.

### Personal

Son of Margene Hoppen. Has two sisters. Accounting major in Business College. Born at Omaha, Neb.

#### HOPPEN'S TOTALS

Year	g-gs	fg-fga	pct.	ft-fta	pct.	rb	avg.	pf-d	pts.	avg.	high game
1982-83	32-32	163-311	.524	119-159	.748	161	5.0	104-6	445	13.9	27, Kansas St.
Rebounding High:	11 at Iowa State			Year	min.	as	to	bs	st		
Assist High:	4, twice			1982-83	892	41	64	19	16		

**WHAT THEY SAID:** Missouri center Steve Stipanovich: "You can tell when a player has talent and ability like he (Hoppen) does. It's only a matter of time before he develops—and he's a good player now."

Missouri Coach Norm Stewart: "He is one of the outstanding freshmen in the nation. He and Wayman Tisdale (of Oklahoma) are going to have a big impact in the league and in the nation."

Colorado Coach Tom Apke: "Dave Hoppen is becoming what everybody thought he would become. He's headed for a super career."

Nebraska Coach Moe Iba: "He shows a great deal of poise for a freshman. Nothing bothers him. He has the same attitude every day, whether he scores two points or 20. I hope he's always like that."

Joe O'Day of the New York Daily News: "As for the semifinal round (of the NIT), another pro prospect, freshman Dave Hoppen, put his wares on display and they were impressive after a scoreless first half. The 6-11 youngster dragged Nebraska back into the game when the Cornhuskers knotted it at 52 before running out of steam. But he was just intimidated by Brett Burkholder and Walter Downing. Another year and it could be different."

## David Ponce—From Page 19

### At University of Portland

1980-81—As a freshman reserve, he played in 18 games, scoring 25 points on 11-of-27 field-goal shooting and 3-of-7 free-throw shooting.

### At San Jose Mount Pleasant High School

Ponce was a first-team all-league and All-Northern California selection as a senior for Coach John Jamison, and was named by one newspaper as the most-valuable-player in the San Jose area. He also lettered in football and baseball. Played for Cupertino High School as a freshman, sophomore and junior.

### Personal

The son of Richard and Sandra Ponce, he has one sister, Kimm. He plans to major in business administration. Native of Washington, D.C.

#### PONCE'S NEBRASKA TOTALS

Year	g-gs	fg-fga	pct.	ft-fta	pct.	rb	avg.	pf-d	pts.	avg.	high game
1982-83	32-29	87-186	.468	85-106	.802	47	1.5	62-1	259	8.1	26 Creighton

Rebounding High: 4, twice

Assist High: 8 vs. Mo.-Kansas City

Year	min.	as	to	bs	st
1982-83	810	101	71	1	36

## Eric Williams—From Page 21

earning first team all-state and all-conference honors. Following his senior season, Williams played in seven prep all-star games across the country and was named the most valuable player in the Indiana-Illinois prep all-star games, held April 20-21 in Gary, Ind. and Chicago.

### Personal

Parents: John and Geneva Williams. Four brothers and one sister. Born in South Bend. Recreation major.

#### WILLIAMS' TOTALS

Year	g-gs	fg-fga	pct.	ft-fta	pct.	rb	avg.	pf-d	pts.	avg.	high game
1979-80	16-0	13-42	.310	6-7	.857	15	0.9	23-0	32	2.0	6, UC-Bakersfield
1980-81	20-0	20-53	.377	5-8	.625	17	0.9	29-1	45	2.3	13, Iowa State
1982-83	31-5	52-110	.473	27-44	.614	38	1.2	49-1	131	4.2	13, Okla. State
Career	67-5	85-205	.415	38-59	.644	70	1.0	101-2	218	3.3	13, twice

Career Rebounding High: 6 vs. Okla. St., 1982-83

Career Assist High: 5, twice, 1982-83

Year	min.	as	to	bs	st
1979-80	155	21	19	0	8
1980-81	216	14	21	3	11
1982-83	583	56	25	4	22
Career	954	91	65	7	41

## HUSKERS VS. THE BIG EIGHT

### Stan Cloudy

	g-gs	fg-fga	pct.	ft-fia	pct.	rb	avg.	pf-d	pts.	avg.	high game
vs. Colorado	2-2	9-20	.450	0-0	----	8	4.0	7-1	18	9.0	10, h-2/12/83
vs. Iowa St.	3-3	9-21	.429	2-2	1.000	14	4.7	5-0	24	8.0	12, h-3/8/83
vs. Kansas	2-2	10-18	.556	1-2	.500	6	3.0	4-0	21	10.5	15, a-3/2/83
vs. Kansas St.	2-2	8-17	.471	3-4	.750	13	6.5	2-0	19	9.5	13, a-2/16/83
vs. Missouri	3-3	19-35	.543	2-5	.400	6	2.0	9-0	40	13.3	17, kc-3/11/83
vs. Oklahoma	2-2	20-29	.690	0-0	----	9	4.5	6-0	40	20.0	20, twice
vs. Oklahoma St.	2-2	11-20	.550	9-11	.818	11	5.5	5-0	31	15.5	16, h-3/5/83
<b>Totals</b>	<b>16-16</b>	<b>86-160</b>	<b>.538</b>	<b>17-24</b>	<b>.708</b>	<b>67</b>	<b>4.2</b>	<b>38-1</b>	<b>189</b>	<b>11.8</b>	<b>20, vs. Okla.</b>

46

### Dave Hoppen

	g-gs	fg-fga	pct.	ft-fia	pct.	rb	avg.	pf-d	pts.	avg.	high game
vs. Colorado	2-2	13-28	.464	10-12	.833	16	8.0	8-1	36	18.0	24, a-1/22/83
vs. Iowa State	3-3	17-25	.680	18-23	.783	17	5.7	10-0	52	17.3	25, h-2/19/83
vs. Kansas	2-2	7-15	.467	10-12	.833	9	4.5	4-0	24	12.0	17, a-3/2/83
vs. Kansas St.	2-2	13-18	.722	17-20	.850	4	2.0	7-0	43	21.5	27, h-1/26/83
vs. Missouri	3-3	14-29	.483	11-15	.733	11	3.7	11-1	39	13.0	18, kc-3/11/83
vs. Oklahoma	2-2	11-28	.393	7-8	.875	13	6.5	8-0	29	14.5	21, a-2/24/83
vs. Oklahoma St.	2-2	12-21	.571	3-4	.750	12	6.0	10-2	27	13.5	16, a-2/9/83
<b>Totals</b>	<b>16-16</b>	<b>87-164</b>	<b>.530</b>	<b>76-94</b>	<b>.809</b>	<b>82</b>	<b>5.1</b>	<b>58-4</b>	<b>250</b>	<b>15.6</b>	<b>27 vs. Kan. St.</b>



### John Matzke

	s-gs	fg-fga	pct.	ft-fta	pct.	rb	avg.	pf-d	pts.	avg.	high game
vs. Colorado	1-0	1-1	1.000	1-1	1.000	0	0.0	1-0	3	3.0	3, h-2/24/82
vs. Kansas	1-0	0-0	---	0-0	---	0	0.0	0-0	0	0.0	None
vs. Kansas St.	1-0	1-2	.500	0-0	---	2	2.0	0-0	2	2.0	2, a-2/27/82
vs. Oklahoma	1-0	0-0	---	0-0	---	0	0.0	0-0	0	0.0	None
<b>Totals</b>	<b>4-0</b>	<b>2-3</b>	<b>.667</b>	<b>1-1</b>	<b>1.000</b>	<b>2</b>	<b>0.5</b>	<b>1-0</b>	<b>5</b>	<b>1.3</b>	<b>3, Colorado</b>

### David Ponce

	s-gs	fg-fga	pct.	ft-fta	pct.	rb	avg.	pf-d	pts.	avg.	high game
vs. Colorado	2-2	8-14	.571	4-6	.667	2	1.0	7-0	20	10.0	16, a-1/22/83
vs. Iowa St.	3-3	4-15	.267	14-16	.875	7	2.3	6-0	22	7.3	14, h-3/8/83
vs. Kansas	2-2	5-14	.357	5-7	.714	2	1.0	4-0	15	7.5	9, a-3/2/83
vs. Kansas St.	2-2	2-9	.222	4-5	.800	5	2.5	4-0	8	4.0	6, a-2/16/83
vs. Missouri	3-3	7-17	.412	2-2	1.000	4	1.3	4-0	16	5.3	6, twice
vs. Oklahoma	2-2	6-13	.462	1-2	.500	3	1.5	1-0	13	6.5	7, h-2/2/83
vs. Oklahoma St.	2-2	8-9	.889	3-5	.600	3	1.5	4-0	19	9.5	19, h-3/5/83
<b>Totals</b>	<b>16-16</b>	<b>40-91</b>	<b>.440</b>	<b>33-43</b>	<b>.767</b>	<b>26</b>	<b>1.6</b>	<b>30-0</b>	<b>113</b>	<b>7.1</b>	<b>19 vs. OSU</b>

47

### Eric Williams

	s-gs	fg-fga	pct.	ft-fta	pct.	rb	avg.	pf-d	pts.	avg.	high game
vs. Colorado	3-0	5-8	.625	2-4	.500	4	1.3	6-0	12	4.0	6, twice
vs. Iowa St.	5-1	13-22	.591	3-5	.600	12	2-4	9-0	29	5.8	13, h-2/18/81
vs. Kansas	3-1	6-12	.500	2-5	.400	2	0.7	6-0	14	4.7	6, h-2/5/83
vs. Kansas St.	4-0	1-8	.125	3-6	.500	2	0.5	1-0	5	1.3	3, h-1/26/83
vs. Missouri	7-0	7-18	.389	1-2	.500	4	0.6	13-1	15	2.1	6, a-1/29/83
vs. Oklahoma	6-0	3-10	.300	0-0	---	4	0.7	4-0	6	1.0	2, three times
vs. Oklahoma St.	3-1	5-15	.333	8-11	.727	12	4.0	7-0	18	6.0	13, h-3/5/83
<b>Totals</b>	<b>31-3</b>	<b>40-93</b>	<b>.430</b>	<b>19-33</b>	<b>.576</b>	<b>40</b>	<b>1.3</b>	<b>46-1</b>	<b>99</b>	<b>3.2</b>	<b>13, twice</b>



KENT  
PAVELKA

## OMAHA'S KFAB IS FLAGSHIP STATION FOR NEBRASKA BASKETBALL NETWORK

With the introduction of the Nebraska Basketball Network in 1983-84, more people in more places than ever before will be able to hear Husker basketball on radio. Flagship station KFAB of Omaha will feed the broadcast to 24 other stations around the state. Fourteen of those stations are scheduled to carry every Husker basketball game, with the other 10 carrying the majority of the contests. In addition, with two 50,000-watt stations—KFAB and Lexington's KRVN—on the network, Husker games will be heard throughout most of the western United States.


Handling the play-by-play on the Husker broadcasts will be Kent Pavelka, who has been doing Nebraska basketball for KFAB since the 1974-75 season. He'll be assisted on broadcasts home and away by fellow KFAB staffer Tom Johnson.

The Nebraska basketball network

- \*Omaha, KFAB
- \*Ainsworth, KBRB
- \*Alliance, KCOW
- \*Aurora, KIAE
- \*Chadron, KQSQ
- Columbus, KTTT
- Cozad, KAMI
- Gordon, KSDZ
- \*Grand Island, KRGI
- Hastings, KHAS
- Holdrege, KUVR
- Kearney, KGFV
- \*Lexington, KRVN
- \*Lincoln, KFOR
- \*McCook, KZMC
- \*Norfolk, KNEN
- North Platte, KODY
- \*Ogallala, KMCX
- \*O'Neill, KBRX
- \*Ord, KNLV
- Scottsbluff, KOLT
- \*Sidney, KSID
- \*Superior, KRFS
- \*Wayne, KTCH
- York, KAWL

\*Carries all games; other stations carry the majority of games.



# The Sophomore




**Dave Hoppen**

# The Seniors

**Eric  
Williams**



**David  
Ponce**




**Stan  
Cloudy**

# The Coach





# The Crowds







# The Garden



## PHOTO CREDITS

Photographs appearing in the 1983-84 University of Nebraska Basketball Media Guide are courtesy of Richard Voges and Tom Slocum of the University's Photographic Productions. Making special photographic contributions were Humberto Ramirez of the Lincoln Journal and Star—who took the photo above and the one which appears on the first page of the color section—and Randy Hampton of the Journal-Star, who took the photo on page 11.



**NEBRASKA  
BASKETBALL STAFF**



## **MOE IBA**

### **Head Coach**

Moe Iba has had a lot of titles during his years as an integral person in Nebraska basketball, but the most consistent title has to be spelled W-I-N-N-E-R.

He heads into his 13th year at Nebraska on the crest of his most-successful season as a head coach—22 wins (tying the NU record), 10 losses, and a spot in the National Invitation Tournament “Final Four”—and boasting solid credentials as one of the Big Eight’s most-respected coaches.

The direction in which Iba is taking Nebraska basketball is indicated by his three-year won-loss percentage of .609 (on 53-34). That mark is the eighth best among NU’s 23 head basketball coaches, but the best of any in the last 58 years—or since W. G. Kline’s two teams in 1923-24 and 1924-25 went 22-13 for .629.

Last summer, Moe coached the North team—which included Husker sophomore-to-be Dave Hoppen of Nebraska, Kerry Boagni of Kansas, Jim Roder of Kansas State, and Creighton’s Benoit Benjamin—to a third-place finish in the National Sports Festival at Colorado Springs, Colo.

During Moe’s tenure at Nebraska, he has served as an assistant coach (eight years as the late Joe Cipriano’s top aide), the assistant head coach

when illness struck Joe (1979-80), acting head coach (1980-81) and head coach the past two years. During that span, Moe skippered four winning seasons, twice earned Big Eight Coach of the Year honors, three times gained the Big Eight Tourney semifinals and earned two NIT bids.

It's no coincidence, either, that Nebraska has achieved 10 consecutive winning seasons—no other current Big Eight string can match the mark—while Moe has been on the Husker scene. He's a solid coach who has the respect of opponents and his own troops, and his teams are well-drilled, disciplined, and exciting to watch.

Moe has had three NIT coaching stints. He led Memphis State to the tourney with a 17-9 mark in 1967, then handled the load for Cipriano in 1980 and gained the nod again last year.

In Big Eight play, Moe has directed the Huskers to a pair of second-place ties, a third-place tie and a fourth-place tie. Iba came to Nebraska as Cip's assistant in 1971 and since that time the Cornhuskers have had only one losing campaign, the 9-17 record during 1972-73. In his first official season as Husker head coach, his team went 16-12, gained a fourth-place tie, and staged one of the season's major college basketball upsets with a 67-51 win over No. 1-ranked 19-0 Missouri at Columbia.

Prior to joining the Nebraska staff, Moe logged four years as head coach at Memphis State, posting a 37-65 record and one NIT trip. His Nebraska record is 53-34 and his overall career mark is 90-99.

Moe is the son of "Mr. Basketball," the famed Henry P. Iba of Oklahoma State who also led the U.S. Olympic Team to glory. Moe started three years at guard for Mr. Iba's Cowboys and earned the reputation as one of the Big Eight's top long-range bombers. Following graduation, Moe spent four years as an assistant to Don Haskins at Texas Western (now Texas-El Paso). His frosh teams there posted 64 wins and only nine losses and he helped develop the players that won the 1966 NCAA championship.

Married to the former Cindy Jones, Moe and Cindy have three sons, Brett, part-time assistant coach at Southwest Missouri State, Greg and Blake.

### **MOE IBA'S COLLEGE RECORD**

<b>Year</b>	<b>School</b>	<b>Won</b>	<b>Lost</b>
1966-67	Memphis State (Head Coach)	17	9 (NIT)
1967-68	Memphis State (Head Coach)	8	17
1968-69	Memphis State (Head Coach)	6	19
1969-70	Memphis State (Head Coach)	6	20
1979-80*	Nebraska (Asst. Head Coach)	18	13 (NIT)
1980-81	Nebraska (Acting Head Coach)	15	12
1981-82	Nebraska (Head Coach)	16	12
1982-83	Nebraska (Head Coach)	22	10 (NIT)
	<b>MEMPHIS STATE TOTALS</b>	<b>37</b>	<b>65</b>
	<b>NEBRASKA TOTALS</b>	<b>53</b>	<b>34</b>
	<b>CAREER TOTALS</b>	<b>90</b>	<b>99</b>

\*Note: 1979-80 record not included in career totals.

**MOE IBA'S HEAD COACHING RECORD  
AGAINST ALL OPPONENTS (Listed Alphabetically)  
(Memphis State 1966-70; Nebraska 1980-83)**

	W	L	Pct.	Pts.	Opp.
Abilene Christian .....	1	0	1.000	65	62
Air Force.....	1	0	1.000	63	47
Arizona State.....	1	0	1.000	67	62
Arlington.....	1	0	1.000	81	49
Arkansas.....	1	3	.250	203	215
Ball State.....	1	1	.500	133	124
Baylor.....	2	0	1.000	123	119
Bradley.....	0	6	.000	384	493
Brown.....	1	0	1.000	70	52
Cal. St.-Sacramento.....	1	0	1.000	93	61
Cincinnati.....	0	6	.000	363	433
Colorado.....	4	3	.571	472	430
The Citadel.....	0	1	.000	73	76
Colorado State.....	1	1	.500	105	106
Cornell (N.Y.).....	1	0	1.000	66	56
Creighton.....	3	1	.750	286	240
Dartmouth.....	0	1	.000	74	77
Davidson.....	0	1	.000	41	55
Dayton.....	0	1	.000	56	81
Denver.....	1	0	1.000	94	58
De Paul.....	0	1	.000	58	68
Drake.....	0	6	.000	417	477
Florida State.....	1	1	.500	97	97
Furman.....	1	0	1.000	79	69
Idaho.....	0	1	.000	53	64
Indiana.....	0	1	.000	50	67
Iona.....	1	0	1.000	85	73
Iowa State.....	6	1	.857	483	418
Jacksonville.....	2	0	1.000	125	97
Kansas.....	4	2	.667	372	369
Kansas State.....	3	3	.500	337	345
Lamar Tech.....	0	1	.000	68	82
Louisville.....	0	6	.000	275	441
Loyola (N.O.).....	5	1	.833	498	415
Loyola Marymount.....	1	0	1.000	67	66
Maryland.....	1	0	1.000	55	53
Mesa.....	1	0	1.000	94	57
Miami (Fla.).....	1	1	.500	130	132
Michigan State.....	1	0	1.000	73	57
Mississippi State.....	2	1	.677	210	198
Missouri.....	2	6	.250	443	463
Missouri-Kansas City.....	1	0	1.000	69	50

Missouri Western St. ....	1	0	1.000	93	43
Montana .....	1	1	.500	120	107
North Texas State .....	2	5	.286	479	538
Northern Iowa .....	1	0	1.000	53	42
Northwest Missouri State .	1	0	1.000	79	59
Oklahoma .....	4	2	.667	405	367
Oklahoma City .....	0	1	.000	58	72
Oklahoma State .....	4	3	.571	457	438
Penn State .....	1	1	.500	133	110
Providence .....	0	1	.000	68	77
Rice .....	2	0	1.000	127	110
Sam Houston .....	1	0	1.000	72	70
Sonoma State .....	1	0	1.000	84	49
Southern Mississippi .....	1	0	1.000	65	52
St. Louis .....	0	7	.000	434	503
South Dakota State .....	1	0	1.000	70	51
Southwest Missouri St. ....	1	0	1.000	98	46
Tennessee .....	0	1	.000	51	72
Texas A&M .....	1	0	1.000	63	54
Texas Christian .....	3	0	1.000	188	172
Texas Wesleyan .....	1	0	1.000	57	52
Tulane .....	1	0	1.000	72	65
Tulsa .....	0	8	.000	474	548
Union .....	2	2	.500	224	212
Utah .....	0	1	.000	55	57
Villanova .....	1	1	.500	96	106
Western Kentucky .....	0	1	.000	44	52
Wichita State .....	2	4	.333	422	434
Wis.-Stevens Pt. ....	1	0	1.000	74	45
Wyoming .....	1	2	.333	175	181
Xavier .....	0	1	.000	78	88
Yale .....	1	0	1.000	57	43
<b>Totals .....</b>	<b>90</b>	<b>99</b>	<b>.476</b>	<b>12,075</b>	<b>11,969</b>



**TOM BAACK**  
**Assistant Coach**

Tom Baack, former Husker basketball standout under Joe Cipriano from 1965-68, begins his seventh year on the Nebraska staff and his sixth as an assistant coach. Baack played a vital part in building the 1982-83 Husker team that reached the semifinals of the National Invitation Tournament, and he's the only person who can claim a part of all four Nebraska NIT appearances—as a player in 1967, a graduate assistant in 1978, and as a full-time assistant coach in 1980 and 1983.

A three-year, 6-5 starting forward at Nebraska, Baack was the Huskers' all-time leading scorer with 1,293 points, until Jerry Fort (1972-76) broke that mark with 1,882 points. He now ranks fourth behind Fort, Andre Smith and Carl McPipe.

Born in North Platte, Neb., Baack worked for the National Bank of Commerce in Lincoln for four years following his graduation from the University in 1968. He then was a graduate assistant (1972-74) at Brigham Young University under Glenn Potter, who was an assistant coach under Cipriano from 1963-70. From 1974-77, Baack was assistant basketball and head track coach at Green Mountain High School in Lakewood, Colo.

Baack is married to the former Paula Morris. They have a son, Paul.





**RANDY CIPRIANO**  
**Assistant Coach**

After two seasons as a part-time assistant coach, Randy Cipriano moved up to full-time status last spring, replacing Charlie Spoonhour, who had resigned to become head coach at Southwest Missouri State. The son of the late, long-time Nebraska head coach, Joe Cipriano, he joined Coach Moe Iba's Husker cage staff in 1981-82 after one year as head coach at Ogallala, Neb., High School.

The young Cipriano was a standout guard for Coach Wally McNaught at Lincoln Southeast High School before going on to an excellent career under Coach Jerry Hueser at Kearney State College. In four years as KSC, the last three as a starter, Cipriano scored 1,039 points and set Antelope season and career assist marks of 150 and 329. As a senior in 1978-79, he was team captain, second-team All-NAIA District II, first-team Omaha World-Herald and Lincoln Journal-Star all-state college, and first-team All-Central States Conference. The crowning achievement of his career, though, was probably in the 1978 NAIA Tournament when he led the Antelopes to the finals and won the Hustle Award, as well as all-tourney honors.

He is married to the former Tara Zana of Grand Island.



**TIM CARTER**  
**Part-time Assistant Coach**

A new face on the Husker basketball staff belongs to 26-year-old Tim Carter, who comes to Nebraska after two years as a staff assistant to Coach Billy Tubbs at the University of Oklahoma—a period that saw the Sooners go 46-20, advance to the semifinals of the 1982 NIT, and earn an NCAA Tournament bid in 1983.

A native of Wichita, Kan., Carter coached three years at Wichita North High School and one year at Leavenworth, Kan., High School before joining the Sooners. The 1979 graduate of the University of Kansas was a two-year letterman at Hutchinson (Kan.) Junior College, which he led to an eighth-place finish in the 1976 National Junior College Tournament. He's married to the former Sheila Coleman.

### **NANCY WILLIAMS BEGINS NINTH YEAR AS BASKETBALL SECRETARY**



**Nancy Williams**

Nancy Williams begins her ninth year as the Nebraska basketball secretary.

Her main correspondence duties include the Huskers' team travel, recruiting, and scouting reports. She also is the adviser for the Husker cheerleaders.

Before coming to Lincoln, Nancy worked for a law firm in Topeka, Kan.

Nancy's from Marysville, Kan.

### **FRICKE, PARKS AGAIN ASSIST BASKETBALL PROGRAM**



**FRICKE**

Two veteran contributors to the Husker varsity basketball program are student managers Kevin Fricke and Jeff Parks. Fricke is a senior from Hastings, Neb., who is majoring in physical education, while Parks is a senior from Pawnee City, Neb., who majors in marketing. Each is in his third year.



**PARKS**

### **MEL WORSTER IS HUSKER EQUIPMENT DIRECTOR**

Entering his eighth year as Nebraska basketball's equipment director is Mel Worster.

Worster, in his 28th year with the University, is also the equipment director for 14 other sports at the Bob Devaney Sports Center.



**WORSTER**



## URSULA WALSH

**ATHLETIC DEPARTMENT  
ACADEMIC COUNSELOR**

**Year at Nebraska**—12th. Dr. Walsh received a special merit award from the Nebraska Football Hall of Fame in 1980.

**Previous Teaching Experience**—College—nine years, University of Nebraska Department of Educational Psychology; High School—Omaha Cathedral, Minneapolis, Minn., Mobile, Ala.; Elementary School—Wausau, Wis., Chicago, Ill.

**Education**—B.A. Rosary College, River Forest, Ill., 1958; M.A. College of St. Thomas, St. Paul, Minn., 1964; M.Ed. University of Minnesota, Minneapolis, Minn., 1969; Ph.D. University of Nebraska, 1975.

**Office Phone:** 402-472-2042 (Home: 475-2734).





## **BOYD EPLEY**

### **ATHLETIC DEPARTMENT STRENGTH COACH**

**Year at Nebraska—14th.**

**Coaching Experience—**College: Two years at Nebraska as graduate assistant. Has developed year-round strength programs for all men and women's sports. Coordinates the co-ed physical education weight training classes. President of the National Strength Coaches Association. Epley was voted National Strength Coach of the Year in 1980. Boyd is assisted by Mike Arthur.

**Athletic Career—**High School: Football and Track at Alhambra H.S., Phoenix, Arizona. Junior College: Pole Vaulter and Captain for Phoenix College. College: Nebraska record holder as a junior. Back injury as a senior turned him to strength training which led to three years of A.A.U. olympic lifting, powerlifting and physique competition.


**Education—**High School: Alhambra High School, Arizona; Junior College: A.A. from Phoenix College, Arizona, 1968; College: B.S. from the University of Nebraska, 1970; M.A. from the University of Nebraska, 1972.

**Family—**Boyd is married to the former Jane Lillyhorn of Holdrege.

**Office Phone:** 402-472-3116 (Home: 488-4892).

Mike Arthur  
Assistant Strength Coach







**NEBRASKA**

**ADMINISTRATION**

# BOARD OF REGENTS



Regent  
Kermit Hansen  
Omaha



Regent  
Nancy Hoch  
Nebraska City



Regent  
Robert Koefoot, M.D.  
Grand Island



Regent  
James H. Moylan  
Omaha



Regent  
John Payne  
Kearney



Regent  
Margaret Robinson  
Norfolk



Regent  
Edward Schwartzkopf  
Lincoln



Regent  
Robert G. Simmons, Jr.  
Scottsbluff



Student Regent  
Matt Wallace  
UN—Lincoln



Student Regent  
Verlin Janzen  
UN—Medical Center



Student Regent  
Ray Mandery  
UN—Omaha



## NEBRASKA'S CHANCELLOR & VICE PRESIDENT

### Dr. Martin A. Massengale



Dr. Martin A. Massengale, 49, became Chancellor of the University of Nebraska-Lincoln on June 1, 1981.

Dr. Massengale came to Nebraska in 1976 from the University of Arizona. He joined the Arizona faculty in 1958 as assistant professor of agronomy. He was named head of the Department of Agronomy in 1966 and was named Associate Dean of the College of Agriculture and Associate Director of the Agriculture Experiment Station in 1974. He also served on the staff of the University of Wisconsin and Western Kentucky University.

A native of Monticello, Ky., Dr. Massengale holds a B.S. degree from Western Kentucky University and M.S. and Ph.D. degrees from the University of Wisconsin. He and his wife, Ruth, have two children—Jennifer and Alan.

Dr. Massengale is recognized nationally and internationally as an agronomist and consultant on crops research, teaching, and administration. He has served as a consultant in the United States, Brazil, Mexico, Saudi Arabia, Indonesia, and the Soviet Union.

He is a fellow of the American Association for the Advancement of Science and the American Society of Agronomy. He is past president of the Crop Science Society of America. Dr. Massengale was named one of the Outstanding Educators of America, professor of the year in the College of Agriculture at the University of Arizona, and received several awards from the Future Farmers of America.

The author or co-author of more than 70 technical articles and co-author of two books, his research emphasis is in the area of water use efficiency, photosynthate production, and cutting management for forage plants.

He is a member of Sigma Xi, Phi Kappa Phi, Alpha Zeta, Gamma Sigma Delta, Phi Sigma, and Gamma Alpha honor societies; the Nebraska Academy of Science, Arizona Academy of Science, National Association of Colleges and Teachers of Agriculture, American Society of Plant Physiology, and is a past president of the Western Society of Crop Science. He is a certified professional crop scientist and a certified professional agronomist.



## UNIVERSITY PRESIDENT

### Dr. Ronald W. Roskens

Dr. Roskens has served as President of the University of Nebraska since April, 1977. Prior to that, he was Chancellor of the University of Nebraska at Omaha, a position he assumed on July 1, 1972.

He was born and raised on a farm near Spencer, Iowa, and attended a one-room elementary school. Dr. Roskens earned both B.A. and M.A. degrees from the University of Northern Iowa at Cedar Falls, Iowa, and a Ph.D. from the University of Iowa.

Dr. Roskens has received honorary doctorate degrees from Creighton University, Huston-Tillotson College (Austin, Texas), Hastings College and Nebraska Wesleyan University.

Before his affiliation with the University of Nebraska, he was an Assistant Dean at the University of Iowa and Executive Vice President at Kent State University.

He serves on the Boards of the American Council on Education, Foundation for the Study of Presidential and Congressional Terms, Willa Cather Pioneer Memorial and Educational Foundation and several corporations. Pres. Roskens is on the American Council on Education's ad hoc committee on the Problems of Major Intercollegiate Athletic Programs. He is Chairman of the Executive board of the North Central Association, the accrediting group for academic programs in mid-America, and a member of the Commission on Institutions of Higher Education, and serves on the Business-Higher Education Forum of the American Council on Education.

In 1980-81 he was King of Ak-Sar-Ben. Dr. Roskens, who was named "Midlander of the Year" in 1977 by the Omaha World-Herald, is listed in "Who's Who in America" and "American Men and Women of Science" as well as having been named by Change Magazine as one of the "100 Young Leaders of the Academy."

Dr. Roskens received a Citation for Meritorious Service in 1978 from B'nai B'rith, a national award from 4-H, and has been named "Outstanding Alumnus" by the University of Northern Iowa.

He and his wife, Lois, are parents of four children.



## INSTITUTIONAL REPRESENTATIVE Dr. James O'Hanlon

Dr. James O'Hanlon, Dean of Teachers College, became Nebraska's Institutional Representative to the Big Eight Conference and the National Collegiate Athletic Association, Sept. 1, 1982, replacing Dr. Keith L. Broman, who had served in that position since 1971.

Dr. O'Hanlon has been a member of the University of Nebraska faculty since 1966 when he came to NU from Ohio University as an Assistant Professor in the Department of Secondary Education. He was elevated to Associate Professor in 1967 and to Professor in 1970.

While at Nebraska, he served as the director of the NUSTEP program for teacher education (1969-72), Coordinator of Freshman Programming for the Office of Vice Chancellor for Academic Affairs (1973-74), chaired the Governor's Committee on the use of Hiram Scott College (1973), chaired the Nebraska Coordinating Commission for Post-Secondary Education (1974-75), and served as president of the University of Nebraska-Lincoln Faculty Senate in 1981. In 1972, he received the Foundation Distinguished Teaching Award.

From 1975 to 1977, he chaired the Department of Physical Education and Recreation, then became Director of the new School of Health, Physical Education and Recreation (HPER). He served in that position until being named acting Dean of Teachers College, July 1, 1982. He was named Dean of Teachers College, May 1, 1983.

A native of Blair, Neb., O'Hanlon attended Grinnell College in Grinnell, Iowa, and received a bachelor's degree in history from Nebraska in 1957. He earned his master's degree in secondary education from Ohio State University in 1958, then served as a second lieutenant in the U.S. Army.

From 1959 to 1962, he was a secondary school teacher in Parma, Ohio, and Fremont, Neb., then served as a part-time instructor at the University of Nebraska and Assistant Principal at University High School while pursuing an Ed.D. in secondary education and educational psychology, which he received from the University in 1964. He served as an Assistant Professor in the Department of Secondary Education at Ohio University from 1964 to 1966, and was named to the Honor Roll of Faculty at Ohio U. in 1965.

O'Hanlon and his wife, Gail, are the parents of three children, Greg, 21, Susan, 18, and Tim, 14.

## **BOB DEVANEY**

**Athletic Director  
University of Nebraska**



One of the greatest coaches in the history of American football and a 1981 inductee into the College Football Hall of Fame, Bob Devaney is now devoting his vast energies toward supervision of the entire athletic program at the University of Nebraska. Devaney heads both the men's and women's athletic programs.

Nebraska has one of the finest athletic plants in the nation, thanks to Devaney's inspiration and leadership during the past 19 years.

Since Devaney became Athletic Director in 1967, Nebraska's Memorial Stadium has an enlarged to a capacity of 73,650 as well as an AstroTurf field, huge press box and scoreboard.

Since 1967, the Cornhuskers have a multi-purpose office building at the south end of Memorial Stadium, and they have an outdoor track facility (Ed Weir Stadium) and a new baseball park (Buck Beltzer Field) with an AstroTurf infield and grandstands.

Devaney also spear-headed a drive for the new multi-purpose complex that resulted in the Nebraska Legislature voting a cigarette tax to finance a 14,438-seat basketball arena, with adjacent swimming complex and indoor track plant. The result of his efforts was the Nebraska Sports Complex, which opened its doors in the fall of 1976. Besides the basketball arena, the NU Sports Complex, located on the Nebraska State Fairgrounds, houses a 220-yard synthetic track with seating for 4,500, a 25 meter x 25 yard swimming pool, and practice areas for the wrestling and gymnastics teams. In 1978, the Complex was renamed—by a vote of the Board of Regents—the Bob Devaney Sports Center.

Few coaches ever achieved the success Devaney did as headmaster of the Nebraska Cornhuskers from 1962 to 1972. During most of that span he was the "winningest coach in the nation," based on percentage of victories. He wound up with three straight Orange Bowl wins to go with his amazing record of nine bowl trips in 11 years, eight Big Eight titles, two national championships, two Outland Trophy winners, a Lombardi Trophy winner, a Heisman Trophy winner and numerous Coach of the Year and similar honors. Twice his teams won four straight Big Eight titles—1963-1966 and 1969-1972.

In his final season, Devaney's 1972 Huskers went 9-2-1 with a 40-6 win over Notre Dame in the Orange Bowl, and Bob led the nation's active coaches with a lifetime record of 136-30-7 for an .806 winning percentage. That year, too, Johnny Rodgers won the Heisman Trophy and Rich Glover swept the Outland and Lombardi Awards.

Devaney was named Coach of the Year by the Walter Camp Foundation, the Washington Touchdown Club and the Football Writers Association after Nebraska's Cornhuskers were undefeated in 13 games in 1971, sweeping to the national championship after winning the Game of the Century against Oklahoma, 35-31.

It was the second-straight national championship for Nebraska. The 1970 team was also undefeated (11-0-1), and during the span of 1969 to 1972, the Huskers went 32 games without a defeat. After Nebraska defeated LSU in the 1971 Orange Bowl game to win its first national title, former President Richard Nixon came to Lincoln to bestow a presidential plaque upon Devaney and co-captains Dan Schneiss and Jerry Murtaugh.

The Devaney Huskers reaped countless honors during those two years—AP and UPI trophies, the Grantland Rice Trophy, the MacArthur Bowl, Big Eight and Orange Bowl trophies and Coach of the Year by the Football News.

All-Star games were old hat for Devaney who coached in many post-season classics such as the Hula Bowl, the Coaches All-America, the All-America Bowl, the Blue-Gray and the Shrine East-West. He also coached the College All-Stars against the NFL Champion Dallas Cowboys in the 1972 Chicago game.

At Nebraska, Devaney's teams won 101, lost 20 and tied two in 11 years, following his 35-10-5 record at Wyoming. He never had a losing season at Nebraska and he directed three undefeated teams—in 1965, 1970 and 1971. In 11 years Devaney's teams went to nine post-season games, winning six and losing three. The Huskers played in the Gotham Bowl, Cotton Bowl, Sugar Bowl, Sun Bowl and four times in the Orange Bowl with Devaney at the helm.

Under Devaney's outstanding leadership, too, the Cornhuskers produced 22 All-America players and 72 All-Big Eight selections.

Devaney played football as an end at Alma College in Michigan, graduating with a B.S. in 1939.

After starting his coaching career at Big Beaver, Mich., High, Devaney moved to Keego Harbor and Saginaw before spending seven years at Alpena High where his teams had a 52-9-0 record. He then joined Biggie Munn, and later Duffy Daugherty, at Michigan State before becoming head coach at Wyoming in 1957.

Devaney is married to his college sweetheart, the former Phyllis Wiley. His son, Mike, and daughter Patricia, are both graduates of the University of Nebraska. He's a grandfather, too, with Mike's family including a daughter and a son.

## NEBRASKA ATHLETIC DIRECTORS

1928-1931—H. D. Gish

1932-1936—D. X. Bible

1937-1942—L. McC Jones

1942-1947—A. J. Lewandowski

1948-1953—George (Potsy) Clark

1954-1960—J. W. Orwig

1961 —Charles Miller and

Joseph Soshnik

1962-1966—Tippy Dye

1967- —Bob Devaney

## DEVANEY SPORTS CENTER PERSONNEL

### **JIM ROSS, Assistant Athletic Director and Bob Devaney Sports Center Director**

Jim Ross, Assistant Athletic Director and former standout freshman and varsity football coach for the Huskers, is in his eighth year as the Director of the Bob Devaney Sports Center.



Ross, starting his 17th year as Assistant AD, served as the Cornhuskers' head freshman football coach from 1969 to 1975. During his freshman tenure, Ross' 1970, 1971, 1972, 1974 and 1975 teams were undefeated, while he finished with a career mark of 27-1. From 1962 to 1968, he was Nebraska's outstanding defensive backfield coach (NU led the nation in the 1960s).

Entering his 22nd year at Nebraska, Ross came to Lincoln in 1962, leaving the University of Wyoming with Bob Devaney and his staff. Ross had served under Devaney for five years at Wyoming and before that at Alpena (Mich.) High School. Prior to teaming with Devaney, Ross was the head football coach at Newaygo (Mich.) High School and Standish (Mich.) High School.

Before entering coaching, Ross played for three years as a center and end at Eastern Michigan College, where he graduated in 1939. After college, he fought with the U.S. Army's 33rd Infantry Division during WWII and won the Bronze Star for gallantry in the Philippines.

A 1950 master's recipient from Wayne University, Ross is married to the former Maurine Martinson and is the father of three daughters, Sharon, Margaret and Kathleen. He has six grandchildren.

**Ross' Office Phone: 402-472-1133 (Home: 489-5814).**

### **JERRY LOTT, Operational Superintendent**

Jerry Lott is in his seventh year as operational superintendent for the Bob Devaney Sports Center.

Prior to March 1976, when the building was first occupied, Jerry served in the capacity of the architect's field representative at the site, working with all phases of construction from 1971-76.

Jerry is a native of Lincoln, and a graduate of both Lincoln High School and the University of Nebraska where he received a Bachelor of Science degree in Civil Engineering in 1958. He became a Nebraska Registered Professional Engineer in 1966. Jerry also served with the U.S. Army Signal Corps in Korea.

Jerry and his wife, the former Constance Schaaf have two children—Greg and Kristin.



## **ORVAL BORGIALLI, Administrative Assistant**

Starting his sixth year as an administrative assistant at the Bob Devaney Sports Center is Orval Borgialli, the Huskers' longtime wrestling coach (1964-78) who left that post in the spring of 1978 to take the position at the Sports Center.



Borgialli came to Nebraska in the fall of 1964 after coaching wrestling at Niobrara County High School in Lusk, Wyo., one of the toughest prep wrestling schools in the state.

A native of Newcastle, Wyo., Borgialli participated in high school wrestling, football, and track. He then attended Chadron State College and was an outstanding athlete—competing on the football team for four years and going undefeated in dual wrestling meets. He received his bachelor's degree at Chadron and his master's at Colorado State Teachers College in Greeley, Colo. (now Northern Colorado).

Borgialli appeared in the 1970 edition of *Outstanding Young Men of America*. He was also meet director for wrestling competition for the 1974 and 1977 Junior Olympics, both held in Lincoln.

Coach Borgialli was chosen team leader for the AAU Cultural Exchange team that travelled to West Germany in the summer of 1977. The American wrestlers, primarily from Midwestern universities, returned home undefeated.

Borgialli is married to the former Carol Burg of Hot Springs, S.D., and they have three children: Susan, Merlen, and Mike.

## **BUTCH HUG, Administrative Assistant**



Completing his first year as an administrative assistant at the Bob Devaney Sports Center is Butch Hug, who joined the Sports Center staff Jan. 10, 1983, replacing Paul Schneider, who retired.

Hug came to the Sports Center after serving as Director of Activities at Nebraska Wesleyan University from 1976 through 1982. Prior to that, he was assistant director of athletics, baseball coach and intramurals director at Midland College from 1971 to 1976.

A native of Auburn, Neb., he graduated from Auburn High School then received his bachelor's degree from Midland in 1971, and earned a master's degree in physical education and administration from Nebraska-Omaha in 1974. He's married to the former Caroline Max of Page, Neb., and they have two sons, Corey, 11, and Casey, 8.

## **DON BRYANT, Assistant Athletic Director and Sports Information Director**

Don Bryant is in his 21st year as a member of the University of Nebraska Athletic Department staff and serves in the dual capacity of Assistant Athletic Director and Sports Information Director.



In July of 1981 he received the Arch Ward Memorial Award, the highest honor presentation of the College Sports Information Directors Association at the national organization's annual convention in Philadelphia. The Arch Ward award is presented by CoSIDA for outstanding contributions to the profession. Bryant served as president of CoSIDA in 1979.

A long-time veteran of the Nebraska media scene, the "Fat Fox" joined the Cornhusker staff in 1963, succeeding the late John Bentley as Sports Information Director. In 1976 Bob Devaney named him assistant athletic director and he has worked in administration and sports information since. He is the executive secretary of the Touchdown Club of Nebraska, the Huskers' largest booster group.

Bryant was a member of the 1980 U.S. Winter Olympics team, serving as a press liaison staff member at Lake Placid. He is also a veteran member of the NCAA's Press Services staff at the Final Four Basketball Tournaments. He was the Chief U.S. Press Officer at the 1979 World Cup Track and Field Games in Montreal, Canada, and served on the U.S.O.C. staff at the 1981 Sports Festival in Syracuse, N.Y.

He is slated to serve on the USOC press liaison staff at the 1984 Winter Olympics at Sarajevo, Yugoslavia.

"Fox" is a native of Lincoln and a graduate of the University of Nebraska. He twice served in the U.S. Marine Corps and worked in the sports and news department of the Lincoln Star before becoming sports editor of the Star in 1954. He was named Nebraska Sportswriter of the Year in 1961 and 1962 by the National Sportscasters and Sportswriters Association.

Named to the College Sports Information Directors America Hall of Fame in 1975, Bryant has served two terms as president of the Nebraska Sportswriters and Sportscasters Association. He also serves as secretary of the Nebraska Chapter of the National Football Foundation and Hall of Fame and is a member of the national council of the NFFHF.

Bryant has also been active in American Legion activities. He has served as manager of the Post 3 Drum and Bugle Corps and is past Chef de Gare of Voiture 103 of the 40 et 8. At the present time he is a member of the board of directors of the Legionnaire Club in Lincoln, home of the world's largest American Legion Post. He is also a member of the Christ United Methodist Church choir.

Bryant is married to the former Joan (Pedie) Peden of Oakland, Neb., and they have two married sons, Bill and Jeff, and two grandchildren.



## **TOM OSBORNE, Assistant Athletic Director and Head Football Coach**

Tom Osborne was in his 11th season as the Husker head football coach in 1983 after another very successful year. During the winter of 1978, Osborne was named a Nebraska Assistant Athletic Director.



Osborne's 1981 and 1982 teams claimed undisputed Big Eight titles and made strong runs at national championships by compiling 9-3 and 12-1 records. His 1981 team overcame a rough, 1-2, start to win eight-straight games and earn a shot at the top spot in the polls in an Orange Bowl battle with unbeaten, No. 1-ranked Clemson, but lost to the Tigers, 22-15. In 1982, the Huskers' only loss was a 27-24 defeat in the last four seconds at eventual national champ Penn State.

Osborne entered his 11th season at the Husker helm with a career record of 96-24-2 for a .795 winning percentage, the third-best among active NCAA Division I-A coaches.

In 1980, Osborne guided the Huskers to a 10-2 overall record, a second place finish in the Big Eight, a berth in the Sun Bowl Classic, and a final national ranking of seventh in both wire service polls.

In 1979, Osborne was named District VI Coach of the Year by the American Football Coaches Association and Kodak. He was a finalist for the Kodak National Coach of the Year.

Not only had Osborne won nearly 80 percent of his games at Nebraska over 10 years, but he also skipped the Huskers to 10 top 10 finishes, 10 postseason bowl appearances, and five bowl victories.

In 1973, he was named national coach-of-the-year by the Fellowship of Christian Athletes. In 1978, Osborne was named the Bobby Dodd National Coach of the Year (presented by the Atlanta Quarterback Club and Delta Airlines towards the advancement of higher and more notable aspects of college coaching.) He was the District VI Coach of the Year selected by the American Football Coaches Association, and named Big Eight Coach of the Year by both Associated Press and United Press International.

Osborne, who graduated from Hastings College before logging pro time with the Washington Redskins and San Francisco 49ers, joined Devaney as an assistant in 1962. In 1965 he received his Ph.D. in educational psychology, then elected football coaching as a career. He coached the Husker receivers and helped build the NU offense into one of the most potent in the nation during the 1970 and 1971 national championship years.

An outstanding high school athlete at Hastings High School in the mid 1950's Osborne was named Nebraska prep Athlete of the Year. Passing up major college offers, Osborne became the star quarterback and basketball player for Hastings College where both his father and grandfather had matriculated. In 1959 he was named State College Athlete of the Year—the first athlete in Nebraska history to win both the high school and college honor.

Married to the former Nancy Tederman, Osborne is the father of a son, Mike, and daughters, Ann and Susie.

## **DR. JUNE B. DAVIS, Assistant Athletic Director, Women's Athletics Director**

Heading up the women's athletic program at Nebraska since 1977 is Dr. June B. Davis, a native of Winnipeg, Manitoba, Canada.



Davis gained a B.A. in Physical Education from the University of Manitoba in 1970, where she also played intercollegiate basketball and field hockey.

From 1969-70, she taught and coached at a Kenora, Ontario, High School. Davis went on to receive an M.S. from Washington State University in 1971, and taught and coached while completing her degree. From 1971 to 1972, Davis was an instructor in physical education and coached basketball and tennis. She was a supervisor and advisor to physical education majors completing their teaching practicum in area high schools. She was also nominated for an outstanding teacher of the year award. From 1972-75, Davis earned a Ph.D. in exercise physiology, biomechanics, and group dynamics. She also taught and coached at Texas Women's University.

After coming to Nebraska in 1975, she served as Women's Sports Information Director and Assistant Women's Director. She started University of Nebraska sports camps in volleyball and basketball. Since being named Assistant Athletic Director and Women's Athletic Director in 1977, Davis has been president of a coordinating committee on women's athletics for the Big Eight; a member of the Advisory Committee to the Big Eight Conference and a member of the Advisory Committee to the National Basketball Invitational for Women; is a voting representative for University of Nebraska AIAW and a member of the CIP committee (Correctional Improvement Program).

## **HELEN RUTH WAGNER, Ticket Manager**

Helen Ruth Wagner is in her seventh year as Nebraska's Ticket Manager, after serving more than a year-and-a-half (1976-77) as the acting Ticket Manager, following Jim Pittenger's January 1976 stroke. 'Pitt' had been the Husker ticket head and assistant athletic director since 1962. In 1982, she received the Special Merit Award from the Nebraska Football Hall of Fame.



Mrs. Wagner started working in the Nebraska Ticket Office in 1963, when she served as Pittenger's office superintendent.

One of her many duties as the Husker Ticket Manager is to coordinate ticket sales for all Husker home and away sporting events.

She is an alumnus of the University of Nebraska and the Lincoln School of Commerce.

She and her husband, Glenn, who is the Sales Manager at the Port Huron Machine and Supply Co. in Lincoln, have three daughters, Susan Tinstman, Cindy Lauterbach, and Sally Butler. Helen and Glenn have four grandchildren.

**Office Phone: 402-472-3111**

## **GARY FOURAKER, Business Manager and Concessions Director**

Gary Fouraker joined the Nebraska Athletic Department staff July 15, 1981, as business manager and concessions director, replacing Bill Fisher, who had retired after 20 years in the position.



Fouraker, 37, is no stranger to the University, however, with 12 previous years of experience in the school's administration. He came to the athletic department after four years as director of operations analysis, and before that, he was director of student accounts for eight years.

He received an associate's degree in computers from Southeastern Nebraska Community College-Milford, then received a bachelor's degree in business administration from Nebraska in 1973. He is working on a master's degree in business administration.

He and his wife, Marilyn, live in Hickman, Neb., and are the parents of two children, Kari, 13, and Robert, 9.

**Office phone: 402-472-2273; home: 402-792-2577.**

## **TOM SIMONS, Assistant Sports Information Director**

Now in his second tour of duty as the Huskers' assistant sports information director is Tom Simons, who returned to the University after a seven-year absence on Aug. 10, 1981. Simons, 33, had served as NU's assistant SID from 1971-74, then



worked two seasons (1974 and 1975) as assistant publicity director for the NFL St. Louis Cardinals before going to Southern Illinois University-Carbondale as sports information director in August 1976.

The Valentine, Neb., native resigned at SIU in August 1980 to return to school at NU, and worked part-time on the Lincoln Journal-Star sports staff. On his return to the Husker sports information staff, Simons succeeded Bill Bennett, who, ironically, had succeeded him in 1974.

**Office phone: 402-472-2263; home: 402-489-8313.**

## **CHUCK POOL, Publications Coordinator/Sports Information Assistant**

Chuck Pool enters his fourth year with the Nebraska athletic department as publications coordinator/sports information assistant. Before joining the department on a full-time basis in December 1980, he had served as a student assistant for two years.



In 1980, Pool's gymnastics media guide was judged best in the nation by CoSIDA, and his swimming guide was named second-best in the country. He is a member of numerous professional organizations.

Pool, 25, is a 1976 graduate of Papillion, Neb., High School and received a bachelor's degree in advertising and history from the University of Nebraska in 1980.

**Office phone: 402-472-2263; home: 402-476-8477.**

## NEBRASKA MEDICAL STAFF



**George Sullivan**  
Head Trainer and  
Physical Therapist



**Jerry Weber**  
Asst. Trainer and  
Physical Therapist



**Roland E. "Duke" LaRue**  
Asst. Trainer and  
Physical Therapist

Dr. Samuel I. Fuenning, Director of Athletic Medicine, heads a veteran medical team which includes team physicians Dr. Pat Clare (orthopedics), Dr. Lonnie Albers (family practice), and orthopedic consultant Dr. Paul Goetowski; Head Trainer and Physical Therapist George Sullivan; Assistant Trainer and Physical Therapist Jerry Weber; Assistant Trainer Jack Nicolite and Assistant Trainer and Physical Therapist Roland "Duke" LaRue, who also serves on the Student Health staff.

Sullivan, who is beginning his 31st year with the University, received his bachelor's and master's degrees from NU and his physical therapy degree from Iowa. Among his many accomplishments, Sullivan has been honored by the U.S. Olympic Committee by being trainer for the 1959 Pan American Games in Chicago and head trainer for the 1963 Pan Am Games in Sao Paulo, Brazil. He was named head trainer for both the Mexico City and Munich Olympic Games but turned these down to be with his Big Red football teams. Other honors include being Honor Trainer for the Drake Relays, the Presidential Citation for Physical Fitness and the Citizen's Saving Trainers Hall of Fame. Most recently he was named KFOR Radio "1980 Sportsman of the Year." He is often a guest speaker for the AMA, National Athletic Trainers Association, American Physical Therapy Association, and state coaches associations throughout the Midwest. He is also a member of the State Health Board. Sullivan is married to the former Emogene "Genie" Pearson and they have three married sons—Greg, Gary, and Glen and a granddaughter.

Sullivan heads a staff which includes two therapist-trainers, three other certified athletic trainers, a graduate physical therapist and athletic trainer, as well as eight student trainers—all required to care for the over 500 student-athletes in both men's and women's athletic departments.

Assistant Trainer Jerry Weber is in his seventh year on the staff. A Nebraska native from Sidney, Weber was a student assistant trainer at Nebraska from 1969 to 1974 when he received his B.S. in Zoology. He earned his physical therapy degree from the NU College of Medicine in 1976 and his master's from Western Illinois in 1977.

Besides his duties with the NU football team, Weber is in charge of the Isokinetic Testing Center next to the main Training Room in the South Stadium Office Building, and during the winter is in charge of the care of athletes at the Bob Devaney Sports Center, traveling with those teams as the need arises.

In his sixth year as assistant trainer and physical therapist is Roland E. "Duke" LaRue. Prior to coming to Nebraska, Duke was the head trainer-physical therapist at Western Illinois University. He earned his B.A. from Buena Vista College in 1950, his M.A. from Wyoming in 1957, and his physical therapy certificate in 1964 from Iowa.

At Nebraska La Rue is the head physical therapist at the health center and director of the athletic training curriculum. Duke has served the U.S. Olympic Committee at the Winter Games in Japan in 1972 and most recently at the 1980 Winter Games in Lake Placid.

Duke and his wife Liz have three children—Cheryl, Davene, and Lance.

Joining the training staff after five years as a student and graduate assistant is Jack Nickolite from David City, Neb. Nickolite, who received his bachelor's degree from NU in 1980, will help coordinate training activities at the Sports Center, as well as working in the main training room.

Student trainers for the 1983-84 academic year are Mark Scheuler of Lincoln (head student trainer), Kevin Quitmeyer of Lexington, Bruce Fischbach of Lincoln, Doak Ostergard of Gothenburg, Dennis Anderson of Lincoln, John Carda of Elkhorn, Randy Fox of Lincoln and Brad Siebler of Lincoln.



**Dr. Samuel I. Fuening**  
Director of  
Athletic Medicine



**Dr. Pat Clare**  
Team Physician



**Jack Nicolite**  
Assistant Trainer



## **BIG EIGHT CONFERENCE: NO. 1 IN COLLEGE BASKETBALL, FULL INTERCOLLEGIATE EXCELLENCE**



**CARL JAMES**  
Commissioner



**DR. PRENTICE GAUTT**  
Associate Commissioner



**BILL HANCOCK**  
Assistant Commissioner

The Big Eight Conference, under the direction of Commissioner Carl James and Faculty Representatives of each school, is one of the outstanding intercollegiate organizations in the nation.

Administrative offices are located at the River Hills/Mark I Building in Kansas City, Mo.

Commissioner James, former Maryland Athletic Director, heads a staff of outstanding people who give leadership and direction to a full, well-rounded and respected intercollegiate program.

Prentice Gautt is in his fifth year with the conference office and served as assistant commissioner until being promoted to associate commissioner in May 1983. Bill Hancock, who served five years as the director of the conference service bureau, was promoted to assistant commissioner in May 1983, and two months later was reassigned and placed in charge of championship events, replacing Steve Hatchell, who had become commissioner of the Metro Conference. The new director of the service bureau is former Oklahoma State assistant sports information director Tim Allen. Johnny Overby is in his second year as director of conference basketball officials (the same chores he handles for the Missouri Valley Conference). Bruce Finlayson is in ninth year as director of football officials. Tracie Dittmore, recently promoted to associate service bureau director, is in her fourth year with the conference office. Gautt and Hancock are assisted by first-year administrative assistant Julie Maxev. The Big Eight secretaries are D'Anne Stein Carnahan, Carrollyn Miller and Sharon Patterson. Helen Atterbury is the conference business manager.

**BIG EIGHT PHONE: AC 816, 471-5088.**



**BRUCE FINLAYSON**  
Director of Football  
Officials



**JOHN OVERBY**  
Director of Basketball  
Officials



**TIM ALLEN**  
Service Bureau  
Director



AUGUSTANA



TEXAS TECH



CREIGHTON



WISCONSIN



NE MISSOURI ST.



ARKANSAS



WYOMING



ALABAMA



NORTHERN IOWA



MICHIGAN STATE



COLORADO STATE



EASTERN WASHINGTON



GEORGIA TECH



NW MISSOURI ST.

# NONCONFERENCE OPPONENTS

# AUGUSTANA COLLEGE

Nov. 26, 1983—7:35 p.m. (CST)—Bob Devaney Sports Center—Lincoln, Neb.



**BILL GROSS**  
Head Coach

School location: Sioux Falls, S.D. 57191  
 Nickname: Vikings  
 Colors: Blue & Gold  
 Enrollment: 1,800  
 Conference: North Central  
 Home court: Sioux Falls Arena (1961)  
 Capacity: 10,000  
 President: Dr. Bill Nelsen  
 Athletic Director: Virg Sandvig  
 Head Coach: Bill Gross (Augustana, 1973)  
 Career record: First year as head coach  
 Basketball office telephone: 605-336-4311  
 Best time to reach Coach Gross: 10 a.m.  
 Assistant Coach: Gary Thomas (Augustana, 1979)  
 Sports Information Director: Larry Borgum  
 (office 605-336-4311, home 605-338-5740)



**CARL GONDER**  
Forward

**1982-83 record:** 19-8, 12-6 in NCC—3rd, tie.

**Lettermen returning (8):** (starters in CAPS) CARL GONDER, f, 6-7, sr., 17.7 ppg, 8.7 rpg; John Anderson, g, 6-0, jr., 11.3, 1.9; Jim Ferrie, f, 6-9, sr., 6.5, 4.1; STEVE THEIN, g, 6-7, so., 4.7, 2.4; Jeff Parupsky, f, 6-7, so., 3.6, 2.6; DAN FREIDEL, g, 6-0, sr., 2.4, 2.1; Rick Bruflat, c, 6-9, sr., 1.5, 2.1; Keith Larson, f, 6-5, so., 1.3, 1.3.

**Lettermen lost (3):** MARK SMED, c, 6-8, 20.8, 7.1; SCOTT BASCHE, g, 6-4, 6.1, 1.2; Mark Gordon, f, 6-5, 4.1, 2.9.

**Newcomers (5):** Chris Frick, g, 6-1, fr.; Keith Hasselquist, f-c, 6-7, fr.; David Johnson, g, 6-1, jr.; Bill Schiffler, g, 6-4, fr; Rob Velasco, f, 6-5, fr.

**Series history:** Nebraska leads, 2-0, and won the most-recent meeting, 75-56, at Sioux Falls, in 1969-70.

## 1983-84 VIKINGS' SCHEDULE

Nov. 22	Dakota Wesleyan	Jan. 20	at North Dakota State
Nov. 26	at Nebraska	Jan. 21	at North Dakota
Dec. 1	Midland	Jan. 26	South Dakota State
Dec. 3	Northwestern (Iowa)	Feb. 3	Mankato State
Dec. 8	Yankton	Feb. 4	St. Cloud State
Dec. 10	Valley City State	Feb. 10	at Northern Colorado
Dec. 19	at Briar Cliff	Feb. 11	at Nebraska—Omaha
Dec. 28-30	NCC Holiday Tourney at Sioux Falls	Feb. 14	Morningside
Jan. 6	Northern Colorado	Feb. 17	North Dakota State
Jan. 7	Nebraska—Omaha	Feb. 18	North Dakota
Jan. 12	at South Dakota	Feb. 24	at Mankato State
Jan. 14	at Morningside	Feb. 25	at St. Cloud State
Jan. 17	South Dakota	Mar. 3	at South Dakota State





# TEXAS TECH UNIVERSITY

Nov. 28, 1983—7:35 p.m. (CST)—Bob Devaney Sports Center—Lincoln, Neb.



**GERALD MYERS**  
Head Coach

**School location:** Lubbock, Texas 79409  
**Nickname:** Red Raiders  
**Colors:** Scarlet & Black  
**Enrollment:** 23,000  
**Conference:** Southwest  
**Home court:** Lubbock Municipal Coliseum (1923)  
**Capacity:** 10,000  
**President:** Dr. Lauro F. Cavazos  
**Athletic Director:** John Conley  
**Head Coach:** Gerald Myers (Texas Tech, 1959)  
**Career record:** 250-178 in 16 years, 218-135 in 13 years at Texas Tech  
**Basketball office telephone:** 806-742-3367  
**Best time to reach Coach Myers:** Weekday mornings  
**Sports Information Director:** Joe Hornaday (office 806-742-2770, home 806-799-8538)  
**Assistant SID:** Kelly Robinson (home 806-793-5291)



**BUBBA JENNINGS**  
Guard

**1982-83 record:** 11-20, 7-9 in SWC—6th.

**Lettermen returning (8):** (starters in CAPS) BUBBA JENNINGS, g, 5-10, jr., 16.0 ppg, 1.9 rpg; VINCE TAYLOR, f, 6-5, jr., 10.4, 5.5; DAVID REYNOLDS, g, 6-6, sr., 9.1, 3.6; QUENTIN ANDERSON, f, 6-9, jr., 7.9, 4.0; Tony Benford, g, 6-3, so., 6.7, 1.7; RAY IRVIN, c, 6-10, so., 3.6, 2.8; Tobin Doda, g-f, 6-6, so., 2.1, 1.1; Kent Wojciechoski, c, 6-11, so., 1.9, 2.4.

**Lettermen lost (3):** Charles Johnson, f, 6-6, 16.5, 8.7; Joe Washington, f, 6-5, 5.3, 2.6; Travis Salem, f, 6-7, 0.0, 0.0.

**Newcomers (4):** Chase Brown, g, 6-4, fr.; James Dawn, g-f, 6-5, fr.; Mike Nelson, g, 6-3, fr.; Phil Wallace, g, 6-4, jr.

**Series history:** Nebraska leads, 4-2, but Texas Tech won the most-recent meeting, 82-78, at Lubbock in 1964-65.

## 1983-84 RED RAIDERS' SCHEDULE

Nov. 26	at Washington	Jan. 18	at Rice
Nov. 28	at Nebraska	Jan. 21	at Arkansas
Dec. 1	San Diego	Jan. 25	Baylor
Dec. 3	at Oklahoma City	Jan. 28	Texas A&M
Dec. 7	New Mexico State	Feb. 1	at Southern Methodist
Dec. 10	Pepperdine	Feb. 4	at Texas Christian
Dec. 15	Long Beach State	Feb. 8	Texas
Dec. 17	North Texas State	Feb. 15	at Houston
Dec. 21	at Memphis State	Feb. 18	Rice
Dec. 27-28	Sun Bowl Tournament	Feb. 23	Arkansas
	at El Paso	Feb. 25	at Baylor
Jan. 4	Texas Christian	Feb. 29	at Texas A&M
Jan. 7	at Texas	Mar. 3	Southern Methodist
Jan. 14	Houston	Mar. 6-11	SWC Tournament



# CREIGHTON UNIVERSITY

Dec. 3, 1983—7:35 p.m. (CST)—Bob Devaney Sports Center—Lincoln, Neb.



**WILLIS REED**  
Head Coach

**School location:** Omaha, Neb. 68178  
**Nickname:** Bluejays  
**Colors:** Blue & White  
**Enrollment:** 5,682  
**Conference:** Missouri Valley  
**Home court:** Civic Auditorium (1955)  
**Capacity:** 9,000  
**President:** Rev. Michael Morrison, S.J.  
**Athletic Director:** Dan Offenburger  
**Head Coach:** Willis Reed (Grambling, 1964)  
**Career record:** 15-39 in two years, both at Creighton  
**Basketball office telephone:** 402-280-2720  
**Best time to reach Coach Reed:** 11 a.m.-2 p.m.  
**Assistant Coaches:** Rick Collura (Nebraska, 1970), Calvin Moses (Dillard, 1971)  
**Sports Information Director:** Ron Paradis (office 402-280-2720-2488; home 402-493-5969)



**BENOIT BENJAMIN**  
Center

**1982-83 record:** 8-19, 4-14 in MVC—10th.

**Lettermen returning (9):** (starters in CAPS) BENOIT BENJAMIN, c, 7-0, so., 14.9 ppg, 9.6 rpg; GREGORY BRANDON, f, 6-7 sr., 13.3, 6.8; VERNON MOORE, g, 6-2, jr., 12.2, 2.5; Reggie Morris, g, 6-3, so., 6.5, 1.2; Kenny Evans, g, 6-3, so., 2.3, 1.4; Landreth Baugh, f, 6-8, so., 1.8, 2.1; Wyville Wood, g, 6-4, so., 1.7, 0.9; Francis Fletcher, f, 6-7½, so., 0.7, 1.4; Keith Smith, f, 6-5, so., 0.7, 0.6.

**Lettermen lost (3):** RICHARD BATES, f, 6-6, 9.2, 4.6; MARK JONES, g, 6-1, 4.3, 1.6; Joe Bresnahan, c, 6-11, 1.7, 2.3.

**Newcomers (4):** Renard Edwards, g, 5-10, fr.; Karlas Gripado, f, 6-6, fr.; Dwight Johnson, c, 6-10, fr.; Gary Swain, g, 6-3, fr.

**Series history:** Nebraska leads, 7-6, and won the most-recent meeting, 65-62, last year at Omaha

## 1983-84 BLUEJAYS' SCHEDULE

Nov. 25	St. Ambrose	Jan. 21	West Texas State
Nov. 28	at Southern (La.)	Jan. 26	at Tulsa
Dec. 3	at Nebraska	Jan. 28	at Wichita State
Dec. 6	Rockhurst	Jan. 30	Indiana State
Dec. 10	Iowa State	Feb. 4	Bradley
Dec. 17	Seattle Pacific	Feb. 7	Dayton
Dec. 19	Southern (La.)	Feb. 9	at Southern Illinois
Dec. 22	Nebraska-Omaha	Feb. 11	at Illinois State
Dec. 31	De Paul	Feb. 16	Tulsa
Jan. 2	Illinois State	Feb. 18	Drake
Jan. 7	at Drake	Feb. 23	at West Texas State
Jan. 12	Southern Illinois	Mar. 1	Wichita State
Jan. 14	at Indiana State	Mar. 3	at Bradley
Jan. 17	at Marquette	Mar. 6-10	MVC Tournament



# UNIVERSITY OF WISCONSIN

Dec. 5, 1983—7:35 p.m. (CST)—Wisconsin Fieldhouse—Madison, Wis.



**STEVE YODER**  
Head Coach

**School location:** Madison, Wis. 53711  
**Nickname:** Badgers  
**Colors:** Cardinal & White  
**Enrollment:** 42,230  
**Conference:** Big Ten  
**Home court:** Wisconsin Fieldhouse (1930)  
**Capacity:** 12,204  
**Chancellor:** Irving Shain  
**Athletic Director:** Elroy Hirsch  
**Head Coach:** Steve Yoder (Illinois Wesleyan, 1962)  
**Career record:** 85-82 in six years, 8-20 in one year at Wisconsin  
**Basketball office telephone:** 608-262-4597  
**Best time to reach Coach Yoder:** 2 p.m. at 608-263-6943  
**Assistant Coaches:** Rick Bowen (Indiana, 1966), Brad McNulty (Purdue, 1976), William "Bo" Ryan (Wilkes, 1969)  
**Sports Information Director:** Jim Mott (office 608-262-1811, home 608-263-6943)  
**Assistant SID:** Bob Leu (home 608-271-8633)



**CORY BLACKWELL**  
Forward

**1982-83 record:** 8-20, 3-15 in Big Ten—10th.

**Lettermen returning (11):** (starters in CAPS) CORY BLACKWELL, f, 6-6, jr., 18.3 ppg, 7.4 rpg; RICK OLSON, g, 6-1, so., 11.0, 1.5; SCOTT ROTH, f-g, 6-7, jr., 5.8, 3.4; Jim Smith, f-g, 6-6, so., 4.9, 2.2; David Miller, g, 6-4, so., 4.6, 2.1; Gregg Steinhaus, f, 6-8, so., 2.2, 1.8; Jay Laszewski, f, 6-8, so., 1.9, 1.0; JOHN PLOSS, c, 6-9, jr., 1.3, 1.3; Jack Hippen, f, 6-7, jr., 0.6, 0.6; David Cary, f, 6-6, jr., 0.0, 0.0; John Korih, g, 6-2, sr., 0.0, 0.0.

**Lettermen lost (2):** BRAD SELLERS, f-c, 6-11, 16.4, 7.8; Greg Dandridge, g, 6-2, 1.1, 0.9.

**Newcomers (4):** Mike Heineman, g, 6-3, fr.; Scott Plondke, c, 6-10½, fr.; Rod Ripley, f, 6-7, fr.; J. J. Weber, f, 6-7, fr.

**Series history:** Nebraska leads, 6-4, and won the most-recent meeting, 83-82 in overtime, in the first round of the 1979 Rainbow Classic at Honolulu.

## 1983-84 BADGERS' SCHEDULE

Nov. 26	Florida A&M	Jan. 21	at Iowa
Dec. 1	at Northern Iowa	Jan. 25	at Minnesota
Dec. 3	Southern Illinois	Feb. 2	Ohio State
Dec. 5	Nebraska	Feb. 4	Indiana
Dec. 7	Northern Illinois	Feb. 9	at Indiana
Dec. 10	at Kansas State	Feb. 11	at Ohio State
Dec. 20	at Toledo	Feb. 15	Minnesota
Dec. 29-30	Merrill Lynch Classic at Dayton, Ohio	Feb. 16	at Marquette
Jan. 5	at Purdue	Feb. 23	Iowa
Jan. 7	at Illinois	Feb. 26	Northwestern
Jan. 12	Michigan State	Mar. 1	at Michigan
Jan. 14	Michigan	Mar. 3	at Michigan State
Jan. 19	at Northwestern	Mar. 6	Purdue
		Mar. 11	Illinois



# NORTHEAST MISSOURI STATE UNIV.

Dec. 7, 1983—7:35 p.m. (CST)—Bob Devaney Sports Center—Lincoln, Neb.



**WILLARD SIMS**  
Head Coach

**School location:** Kirksville, Mo. 63501  
**Nickname:** Bulldogs  
**Colors:** Purple & White  
**Enrollment:** 7,000  
**Conference:** Missouri Intercollegiate Athletic Assn.  
**Home court:** Pershing Fieldhouse (1959)  
**Capacity:** 2,800  
**President:** Dr. Charles J. McClain  
**Athletic Director:** Kenneth L. Gardner  
**Head Coach:** Willard Sims (NE Missouri State, 1954)  
**Career record:** 178-138 in 12 years, all at NEMO  
**Basketball office telephone:** 816-785-4171  
**Best time to reach Coach Sims:** 9-11 a.m., 1:30-4 p.m.  
**Assistant Coach:** Ben Pitney (NE Missouri State, 1955)  
**Sports Information Director:** William Cable  
 (office 816-785-4127-4276, home 816-665-6373)



**MARK CAMPBELL**  
Guard

**1982-83 record:** 13-14, 4-7 in MIAA—5th.

**Lettermen returning (6):** (starters in CAPS) MARK CAMPBELL, g, 6-1, sr., 12.4 ppg, 4.0 rpg; Gordon Skagestad, f, 6-6, so., 7.0, 2.4; John Adams, f, 6-5, jr., 4.3, 2.6; Warren Halverson, f, 6-7, jr., 2.8, 1.6; Greg Scherder, f, 6-5, jr., 1.4, 1.1; Tim Jennings, g, 6-3, sr., 0.2, 0.8.

**Lettermen lost (5):** JAMES HUTCHERSON, f, 6-6, 15.8, 8.7; GARY BUSSARD, g, 6-0, 11.1, 3.8; JIM RENNERT, f-g, 6-3, 5.7, 2.1; VERNON DOBELMAN, f, 6-8, 5.2, 3.2; Lonnie Fisher, f, 6-7, 3.3, 3.1.

**Newcomers (7):** Clay Burton, f, 6-6, jr.; Greg Gordon, f, 6-5, jr.; Anstin Hall, g, 6-2, jr.; Erik Hansen, c, 6-9, fr.; Clarence James, g, 5-11, jr.; Milous Meadows, g, 6-2, jr.; Al Penny, f, 6-4, jr.

**Series history:** Nebraska won the only previous meeting, 67-54, in Lincoln in 1973-74.

## 1983-84 BULLDOGS' SCHEDULE

Nov. 22	Central (Iowa)	Jan. 21	Lincoln
Nov. 26	Graceland	Jan. 23	at Loras
Nov. 29	Morningside	Jan. 26	St. Ambrose
Dec. 3	at Washburn	Jan. 28	Central Missouri St.
Dec. 7	at Nebraska	Jan. 30	at Quincy
Dec. 9-10	Millikin Classic at Decatur, Ill.	Feb. 1	Missouri—St. Louis
Dec. 13	Quincy	Feb. 4	at Southeast Missouri St.
Dec. 17	Kansas Newman	Feb. 8	Northwest Missouri St.
Jan. 7	Monmouth	Feb. 11	at Lincoln
Jan. 11	at Missouri—Rolla	Feb. 18	at Central Missouri St.
Jan. 14	Southeast Missouri St.	Feb. 22	at Missouri—St. Louis
Jan. 16	Southwest Baptist	Feb. 25	Missouri—Rolla
Jan. 18	at Northwest Missouri St.	Feb. 28-	
		Mar. 1	MIAA Tournament



# UNIVERSITY OF ARKANSAS

Dec. 10, 1983—7:35 p.m. (CST)—Bob Devaney Sports Center—Lincoln, Neb.



**EDDIE SUTTON**  
Head Coach

**School location:** Fayetteville, Ark. 72701  
**Nickname:** Razorbacks  
**Colors:** Cardinal & White  
**Enrollment:** 15,000  
**Conference:** Southwest  
**Home court:** Barnhill Arena (1948)  
**Capacity:** 9,050  
**President:** Dr. James Martin  
**Athletic Director:** Frank Broyles  
**Head Coach:** Eddie Sutton (Oklahoma State, 1958)  
**Career record:** 295-105 in 14 years, 213-55 in nine years at Arkansas  
**Sutton office telephone:** 501-575-4555  
**Best time to reach Coach Sutton:** 11 a.m.-1 p.m.  
**Assistant Coaches:** Bill Brown (Ohio, 1974), James Dickey (Central Arkansas, 1976)  
**Sports Information Director:** Rick Schaeffer (office 501-575-2751, home 501-521-7393)  
**Assistant SID:** Bill Rogers (home 501-442-0425)



**ALVIN ROBERTSON**  
Guard

**1982-83 record:** 26-4, 14-2 in SWC—2nd.

**Lettermen returning (9):** (starters in CAPS) ALVIN ROBERTSON, g, 6-3, sr., 14.2 ppg, 4.9 rpg; JOE KLEINE, g, 6-11, jr., 13.3, 7.3; LEROY SUTTON, f, 6-6, sr., 6.4, 3.9; Charles Balentine, f, 6-6, jr., 3.9, 2.2; Ricky Norton, g, 6-2, sr., 3.7, 1.4; Willie Cutts, g, 6-1, so., 2.8, 1.0; Darryl Bedford, f, 6-8, so., 2.4, 1.2; Keenan DeBose, g-f, 6-5, so., 2.0, 1.3; Jimmy Dykes, g, 6-0, sr., 0.9, 0.2; Scott Rose, g, 5-10, so., 0.2, 1.0.

**Lettermen lost (5):** DARRELL WALKER, g, 6-4, 18.2, 5.7; JOHN SNIVELY, g, 6-5, 5.9, 0.9; Robert Brannun, f, 6-6, 2.8, 1.9; Carey Kelly, c, 6-7, 1.4, 1.2.

**Redshirts (2):** Eric Poerschke, f, 6-7, fr.; Mike Ratliff, g, 6-4, fr.

**Newcomers (4):** Jay Crane, f, 6-8½, fr.; Kenny Hutchinson, g, 6-4, fr.; Hunter McDonald, g, 6-3, fr.; Kevin Rehl, g, 6-6, fr.

**Series history:** Arkansas leads, 5-0, and won the most-recent meeting, 64-58, at Little Rock last year.

## 1983-84 RAZORBACKS' SCHEDULE

Nov. 25-27	Great Alaska Shootout at Anchorage	Jan. 19	at Texas
Dec. 1	SE Missouri St.	Jan. 21	Texas Tech
Dec. 5	E. Tennessee St.	Jan. 27	at Rice
Dec. 8	at SW Missouri State	Jan. 29	at Villanova
Dec. 10	at Nebraska	Feb. 4	Baylor
Dec. 17	North Texas St. (@ Pine Bluff)	Feb. 8	at Texas A&M
Dec. 21	Alabama State	Feb. 11	at So. Methodist
Dec. 28	St. Peter's (@ Little Rock)	Feb. 12	No. Carolina (@ Pine Bluff)
Dec. 30	Austin Peay (@ Little Rock)	Feb. 15	Texas Christian
Jan. 4	at Baylor	Feb. 18	Texas
Jan. 7	Texas A&M	Feb. 23	at Texas Tech
Jan. 12	So. Methodist	Feb. 25	at Houston
Jan. 14	at Texas Christian	Feb. 29	Rice
		Mar. 4	Houston
		Mar. 6-11	SWC Tournament



# UNIVERSITY OF NORTHERN IOWA

Dec. 17, 1983—7:35 p.m. (CST)—Bob Devaney Sports Center—Lincoln, Neb.



**JIM BERRY**  
Head Coach

**School location:** Cedar Falls, Iowa 50614  
**Nickname:** Panthers  
**Colors:** Purple & Old Gold  
**Enrollment:** 11,000  
**Conference:** Association of Mid-Continent Universities  
**Home court:** UNI-Dome (1976)  
**Capacity:** 7,200  
**President:** Constantine Curris  
**Athletic Director:** To be named.  
**Head Coach:** Jim Berry (Creighton, 1960)  
**Career record:** 164-204 in 14 years, 106-165 in 10 years at UNI  
**Basketball office telephone:** 319-273-6472  
**Best time to reach Coach Berry:** Mornings  
**Assistant Coaches:** Dan Traeger (Illinois State, 1970), Paul Swanson (Iowa State, 1974)  
**Sports Information Director:** Nancy Julis (office 319-273-6354, home 319-277-3631)



**RANDY KRAAYENBRINK**  
Guard

**1982-83 record:** 13-18, 6-5 in AMCU—5th.

**Lettermen returning (6):** (starters in CAPS) RANDY KRAAYENBRINK, g, 6-4, so., 12.4 ppg, 2.4 rpg; MIKE PIJANOWSKI, f-c, 6-7, sr., 8.3, 3.5; Jay Block, f-g, 6-6, sr., 7.0, 4.8; HERBERT KING, f-c, 6-7, sr., 6.3, 4.1; Dwayne Jackson, f-g, 6-2, sr., 2.0, 1.4; Rob Williams, g, 6-1, so., 0.9, 0.5.

**Lettermen lost (6):** RAY STORCK, c, 6-11, 10.8, 4.4; BRENT CARMICHAEL, g, 5-9, 9.6, 4.9; Kevin Bradford, g, 6-2, 3.8, 0.6; Lonnie Meade, f, 6-5, 3.1, 1.7; Howard Rose, f, 6-5, 2.7, 2.4; Tom Sueppel, g-f, 6-4, 0.8, 0.4.

**Newcomers (7):** John Edwards, f, 6-4, fr.; Eric Hawthorne, f, 6-4, fr.; Todd Lumsden, f, 6-4, fr.; Greg McDermott, f, 6-7, fr.; Joe Morganfield, g, 6-2, fr.; Scott Stafford, f, 6-7, jr.; Stan Werner, f, 6-6, jr.

**Series history:** First game of the series.

## 1983-84 PANTHERS' SCHEDULE

Nov. 26	Wayne State (Neb.)	Jan. 21	at Southwest Missouri St.
Nov. 28	Westmar	Jan. 23	Eastern Illinois
Dec. 1	Wisconsin	Jan. 25	Cleveland State
Dec. 6	Drake	Jan. 28	at Illinois-Chicago
Dec. 10-11	Triple-A Drake Classic at Des Moines	Jan. 30	at Valparaiso
<b>Dec. 17</b>	<b>at Nebraska</b>	Feb. 4	at Cleveland State
Dec. 22	at Illinois State	Feb. 6	Wisconsin-Green Bay
Jan. 7	Kansas State	Feb. 11	Southwest Missouri St.
Jan. 9	at Iowa State	Feb. 13	at Wisconsin-Green Bay
Jan. 11	at Missouri	Feb. 18	Valparaiso
Jan. 14	Illinois-Chicago	Feb. 21	Winona State
Jan. 18	Western Illinois	Mar. 3	at Western Illinois
		Mar. 5	at Eastern Illinois
		Mar. 9-11	AMCU Tournament



# UNIVERSITY OF WYOMING

Dec. 20, 1983—7:35 p.m. (MST)—Arena-Auditorium—Laramie, Wyo.



**JIM BRANDENBURG**  
Head Coach

**School location:** Laramie, Wyo. 82071  
**Nickname:** Cowboys  
**Colors:** Brown & Yellow  
**Enrollment:** 10,000  
**Conference:** Western Athletic  
**Home court:** Arena-Auditorium (1982)  
**Capacity:** 15,004  
**President:** Dr. Donald Veal  
**Athletic Director:** Gary Cunningham  
**Head Coach:** Jim Brandenburg (Colorado State, 1958)  
**Career record:** 135-63 in seven years, 96-48 in five years at Wyoming  
**Basketball office telephone:** 307-766-5114  
**Best time to reach Coach Brandenburg:** 9-11 a.m. (MT), Tuesday-Thursday  
**Assistant Coaches:** Dennis Huston (Western Washington, 1963), Dale Parker (Montana, 1974)  
**Sports Information Director:** Kevin McKinney (office 307-766-2256; home 307-742-3181)  
**Assistant SID:** Doug Skipper (home 307-742-5770)



**ANTHONY MARTIN**  
Center/Forward

**1982-83 record:** 16-13, 8-8 in WAC—6th.

**Lettermen returning (8):** (starters in CAPS) TONY MARTIN, c-f, 6-6, sr., 13.0 ppg, 6.3 rpg; Mark Getty, c, 6-10, so., 7.5, 4.2; JAMAL HOSEY, f, 6-6, jr., 5.5, 6.6; RODNEY COWENS, g, 6-2, jr., 4.1, 1.7; Jim Renner, c, 7-0, jr., 3.7, 2.7; Troy Washpun, g, 5-11, jr., 2.9, 0.8; Anthony Smith, f, 6-8, jr., 2.4, 1.6; Robert Howling, g-f, 6-5, so., 0.9, 0.5.

**Lettermen lost (4):** MIKE JACKSON, g, 6-3, 13.1, 2.9; MARK WRAPP, f, 6-8, 10.4, 6.9; ANTHONY JOHNSON, g, 5-11, 9.4, 2.2; Steve Shockey, g, 6-3, 1.3, 0.5.

**Newcomers (7):** Mike Amundson, f-c, 6-9, fr.; Tony Brown, g, 6-0, jr.; Sean Dent, g, 6-0, fr.; Tim Hunt, f-g, 6-7, fr.; David Ortiz, g, 6-0, jr.; Jonathan Sommers, f, 6-6, fr.; Roy Ware, g, 6-3, fr.

**Series history:** Nebraska leads, 10-8, and won the most-recent meeting, 68-57, last year in Lincoln.

## 1983-84 COWBOYS' SCHEDULE

Nov. 26	Denver	Jan. 21	Texas-El Paso
Dec. 1	Nevada-Las Vegas	Jan. 23	New Mexico
Dec. 3	Wisconsin-Green Bay	Jan. 26	at Brigham Young
Dec. 8	at Boise State	Jan. 28	at Utah
Dec. 10	at Portland	Feb. 2	Hawaii
Dec. 16-17	Kentucky Invitational at Lexington, Ky.	Feb. 6	San Diego State
Dec. 20	Nebraska	Feb. 9	Colorado State
Dec. 28-29	Cowboy Shootout at Casper, Wyo.	Feb. 13	at Air Force
Jan. 5	at Colorado	Feb. 16	at New Mexico
Jan. 7	Fort Lewis	Feb. 18	at Texas-El Paso
Jan. 14	at Colorado State	Feb. 23	Utah
Jan. 16	Air Force	Feb. 25	Brigham Young
		Feb. 29	at Hawaii
		Mar. 2	at San Diego State
		Mar. 5-10	WAC Tournament



# GEORGIA TECH UNIVERSITY

Dec. 28, 1983—9 p.m. (EST)—Cotton States Classic—The Omni—Atlanta, Ga.



**BOBBY CREMINS**  
Head Coach

**School location:** Atlanta, Ga. 30332  
**Nickname:** Yellowjackets  
**Colors:** Old Gold & White  
**Enrollment:** 11,200  
**Conference:** Atlantic Coast  
**Home court:** Alexander Memorial Coliseum (1956)  
**Capacity:** 8,000  
**Game site:** The Omni (1972)  
**Capacity:** 15,700  
**President:** Dr. Joseph M. Pettit  
**Athletic Director:** Dr. Homer Rice  
**Head Coach:** Bobby Cremins (South Carolina, 1970)  
**Career record:** 123-101 in eight years, 23-31 in two years at Georgia Tech  
**Basketball office telephone:** 404-894-5426  
**Best time to reach Coach Cremins:** 10-11:30 a.m. (ET) weekdays  
**Assistant Coaches:** George Felton (South Carolina, 1975), Perry Clark (Gettysburg, 1974), Jimmy Hebron (UNC-Wilmington, 1971)  
**Sports Information Director:** Mike Finn (office 404-894-5445, home 404-938-9910)  
**Assistant SID:** Mike Stamus (home 404-351-3364)  
**Assistant SID:** Cricket Yates (home 404-976-3101)



**MARK PRICE**  
Guard

**1982-83 record:** 13-15, 4-10 in ACC—6th.

**Lettermen returning (7):** (starters in CAPS) MARK PRICE, g, 6-0, so., 20.3 ppg, 3.8 rpg; JOHN SALLEY, f, 6-9, so., 11.5, 5.7; Anthony Byrd, g, 6-2, sr., 8.9, 2.9; TIM HARVEY, c, 6-10, so., 6.1, 4.4; Jack Mansell, f, 6-7, so., 1.6, 1.8; Greg Wilson, c, 6-8, sr., 0.6, 0.8; Scott Gardner, g, 6-4, so., 1982-83 redshirt.

**Lettermen lost (4):** GEORGE THOMAS, g, 6-3, 9.5, 5.0; DANNY PEARSON, f, 6-5, 8.5, 5.2; Maurice Bradford, g, 6-4, 6.1, 4.3; David Mills, g, 5-8, 1.2, 0.4.

**Newcomers (3):** Bruce Dalrymple, g-f, 6-4, fr.; Craig Neal, g, 6-5, fr.; Scott Petway, f, 6-6, jr.

**Series history:** First meeting.

## 1983-84 YELLOWJACKETS' SCHEDULE

Nov. 28	Alabama A&M	Jan. 23	Virginia
Dec. 2	Georgia	Jan. 25	Clemson
Dec. 12	Flagler	Jan. 28	at North Carolina
Dec. 16-17	Casaba Club Classic at San Francisco	Jan. 30	Duke
Dec. 28-29	Cotton States Classic at The Omni	Feb. 1	at Wake Forest
Jan. 4	Appalachian State	Feb. 4	Maryland
Jan. 7	Wake Forest	Feb. 7	at Virginia
Jan. 9	South Carolina St.	Feb. 12	at North Carolina St.
Jan. 11	at Clemson	Feb. 15	South Carolina
Jan. 15	North Carolina St.	Feb. 20	Maryland-Eastern Shore
Jan. 16	Augusta	Feb. 22	at Maryland
Jan. 19	Wofford	Feb. 25	at Duke
		Feb. 29	North Carolina
		Mar. 9-11	ACC Tournament at Greensboro, N.C.





# UNIVERSITY OF ALABAMA

Dec. 28-29, 1983—Cotton States Classic—The Omni—Atlanta, Ga.



**WIMP SANDERSON**  
Head Coach

**School location:** University, Ala. 35486  
**Nickname:** Crimson Tide  
**Colors:** Crimson & White  
**Enrollment:** 17,500  
**Conference:** Southeastern  
**Home court:** Memorial Coliseum (1968)  
**Capacity:** 15,043  
**Game site:** The Omni (1972)  
**Capacity:** 15,700  
**President:** Dr. Joab Thomas  
**Athletic Director:** Ray Perkins  
**Head Coach:** Wimp Sanderson (Florence State, 1959)  
**Career record:** 62-30 in three years, all at Alabama  
**Basketball office telephone:** 205-348-6161  
**Best time to reach Coach Sanderson:** Mornings  
**Assistant Coaches:** Silas McKinnie (Iowa, 1968), Art Tolis (Central Connecticut St., 1959), Benny Dees (Wyoming, 1958)  
**Sports Information Director:** Larry White (office 205-348-6084, home 205-556-1609)  
**Assistant SID:** J. D. Rutledge (home 205-553-5811)



**ERIC RICHARDSON**  
Guard

**1982-83 record:** 20-12, 8-10 in SEC—8th tie.  
**Lettermen returning (6):** (starters in CAPS) BOBBY LEE HURT, c, 6-9, jr., 15.3 ppg, 8.9 rpg; Terry Williams, f, 6-8, sr., 8.7, 4.7; BUCK JOHNSON, f, 6-7, so., 8.3, 4.5; Eric Richardson, g, 6-3, sr., 5.1, 1.9; Mark Farmer, c, 6-11, jr., 1.0, 1.4; Rex Jones, g, 6-3, jr., 0.3, 0.7.

**Lettermen lost (5):** ENNIS WHATLEY, g, 6-3, 15.2, 4.0; MIKE DAVIS, g, 6-4, 12.9, 3.5; CLIFF WINDHAM, g, 6-5, 7.8, 4.1; Eddie Adams, g, 6-0, 3.0, 0.7; Vance Wheeler, g, 6-2, 1.1, 0.3.

**Newcomers (5):** Terry Coner, g, 6-2, fr.; Craig Dudley, g, 6-4, fr.; Darrell Neal, f, 6-8, so.; Bruce Pettway, f, 6-6, fr.; Jerome White, f, 6-8, fr.

**Series history:** Alabama won the only previous meeting, 88-76, at Tuscaloosa in 1954-55.

## 1983-84 CRIMSON TIDE SCHEDULE

Nov. 26	Rider	Jan. 16	Tennessee
Nov. 28	Cincinnati	Jan. 21	at Louisiana State
Dec. 1	McNeese State	Jan. 23	at Mississippi
Dec. 7	East Tennessee State	Jan. 28	Mississippi State
Dec. 10	Tennessee-Martin	Feb. 4	Kentucky
Dec. 15-18	Suntory Tourney at Tokyo, Japan	Feb. 6	Vanderbilt
Dec. 28-29	Cotton States Classic at Atlanta, Ga.	Feb. 10	at Georgia
Jan. 2	Florida	Feb. 13	at Tennessee
Jan. 5	Auburn	Feb. 17	Louisiana State
Jan. 9	at Kentucky	Feb. 20	Mississippi
Jan. 11	at Vanderbilt	Feb. 26	Mississippi State
Jan. 14	Georgia	Mar. 1	at Florida
		Mar. 3	at Auburn
		Mar. 7-10	SEC Tournament at Nashville, Tenn.



# MICHIGAN STATE UNIVERSITY

Dec. 28-29, 1983—Cotton States Classic—The Omni—Atlanta, Ga.



**JUD HEATHCOTE**  
Head Coach

**School location:** East Lansing, Mich. 48824  
**Nickname:** Spartans  
**Colors:** Green & White  
**Enrollment:** 40,627  
**Conference:** Big Ten  
**Home court:** Jenison Fieldhouse (1942)  
**Capacity:** 10,004  
**Game site:** The Omni (1972)  
**Capacity:** 15,700  
**President:** Dr. M. Cecil Mackey Jr.  
**Athletic Director:** Doug Weaver  
**Head Coach:** Jud Heathcote (Washington State, 1950)  
**Career record:** 196-138 in 12 years, 116-85 in seven years at MSU  
**Basketball office telephone:** 517-355-1643  
**Best time to reach Coach Heathcote:** early a.m.  
**Assistant Coaches:** Edgar Wilson (Michigan State, 1977) Mike Deane (Potsdam State, N.Y., 1974), Tom Izzo (Northern Michigan, 1978)  
**Sports Information Director:** Nick Vista (office 517-355-2271, home 517-332-1602)  
**Assistant SID:** Mike Pearson (home 517-669-8152)



**KEVIN WILLIS**  
Center

**1982-83 record:** 17-13, 9-9 in Big Ten—6th, tie.

**Lettermen returning (10):** (starters in CAPS) SAM VINCENT, g, 6-2, jr., 16.6 ppg, 2.6 rpg; SCOTT SKILES, g, 6-1, so., 12.5, 2.1; KEVIN WILLIS, c, 7-0, sr., 13.3, 9.6; BEN TOWER, f, 6-8, sr., 5.9, 4.7; Patrick Ford, g-f, 6-5, so., 4.7, 1.7; LARRY POLEC, f, 6-8, jr., 4.5, 2.8; Richard Mudd, f-c, 6-9, sr., 2.5, 2.5; Ralph Walker, f, 6-8, so., 1.3, 0.5; Tim Core, g, 6-4, sr., 0.3, 0.2; Matt Carrington, g, 6-0, so., 0.3, 0.1.

**Lettermen lost (2):** Derek Perry, f, 6-6, 9.1, 3.9; Bill Cawood, g-f, 6-7, 1.2, 0.7.

**Newcomers (4):** Barry Fordham, f, 6-8, fr.; Darryl Johnson, g, 6-2, fr.; Ken Johnson, f, 6-8, jr.; Greg Pedro, g, 6-4, fr.

**Series history:** Michigan State leads, 4-3, but Nebraska won the most-recent meeting, 73-59, in Lincoln in 1968-69.

## 1983-84 SPARTANS' SCHEDULE

Nov. 25-26	Spartan Cutlas Classic at East Lansing	Jan. 21	Ohio State
Dec. 1	St. Peter's (@E. Rutherford)	Jan. 26	at Illinois
Dec. 3	Illinois-Chicago	Jan. 28	at Purdue
Dec. 12	at Cleveland State	Feb. 2	Michigan
Dec. 15	Brooklyn	Feb. 5	Oregon State
Dec. 22	at Missouri	Feb. 11	at Michigan
Dec. 28-29	Cotton States Classic at Atlanta, Ga.	Feb. 16	Purdue
Jan. 4	Iowa	Feb. 19	Illinois
Jan. 7	Northwestern	Feb. 22	at Ohio State
Jan. 12	at Wisconsin	Feb. 26	at Indiana
Jan. 14	at Minnesota	Mar. 1	Minnesota
Jan. 19	Indiana	Mar. 3	Wisconsin
		Mar. 8	at Northwestern
		Mar. 11	at Iowa



# COLORADO STATE UNIVERSITY

Jan. 4, 1984—7:35 p.m. (CST)—Bob Devaney Sports Center—Lincoln, Neb.



**TONY McANDREWS**  
Head Coach

**School location:** Fort Collins, Colo. 80523  
**Nickname:** Rams  
**Colors:** Green & Gold  
**Enrollment:** 18,000  
**Conference:** Western Athletic  
**Home court:** Moby Gym (1966)  
**Capacity:** 10,000  
**President:** Dr. Robert Phemister (acting)  
**Athletic Director:** Thurman F. McGraw  
**Head Coach:** Tony McAndrews (St. Ambrose, 1966)  
**Career record:** 22-60 in three years, all at CSU  
**Basketball office telephone:** 303-491-6232  
**Assistant Coaches:** Richard Herbst (Howard Payne, 1976), Kevin Bromley (Colorado State, 1982)  
**Sports Information Director:** Gary Ozzello (office 303-491-5067, home 303-493-5574)  
**Assistant SID:** Bert Borgmann (home 303-224-2225)



**TODD BENN**  
Guard

**1982-83 record:** 11-17, 6-10 in WAC —7th, tie.

**Lettermen returning (7):** (starters in CAPS) RICH STRONG, c-f, 6-9, so., 9.5 ppg, 6.3 rpg; TODD BENN, g, 5-11, jr., 7.8, 1.6; Mick Delavallade, f, 6-8, jr., 5.9, 3.9; John Dudley, g, 6-2, so., 2.9, 0.9; Ardell Prins, c, 7-0, jr., 2.2, 1.1; Scott Mann, f, 6-7, sr., 2.1, 1.9; Steve Staver, f, 6-8, so., 0.9, 1.1.

**Lettermen lost (3):** MARK STEELE, f, 6-9, 13.5, 7.1; RAY LEGO, g, 6-3, 10.0, 2.6; TIM MURPHY, g, 6-7, 6.9, 3.3.

**Newcomers (4):** Mike Gray, c, 6-9, jr.; Andy Johannsen, f, 6-7, jr.; Frederick "Paco" Larsen, c, 6-9, fr.; Anthony Lee, g, 6-3, fr.

**Series history:** Nebraska leads, 3-2, but Colorado State won the most-recent meeting, 58-51, in overtime at Fort Collins in 1981-82.

## 1983-84 RAMS' SCHEDULE

Nov. 25	Doane	Jan. 19	Texas-El Paso
Nov. 26	Loyola-Marymount	Jan. 21	New Mexico
Nov. 29	Wichita State	Jan. 26	at Utah
Dec. 1	Northern Colorado	Jan. 30	at Brigham Young
Dec. 7	at Colorado	Feb. 4	San Diego State
Dec. 10	Northern Arizona	Feb. 6	Hawaii
Dec. 19	Eastern Washington	Feb. 9	at Wyoming
Dec. 22	Iowa State	Feb. 11	Air Force
Dec. 30	Texas-Arlington	Feb. 18	at New Mexico
Jan. 2	at Wisconsin-Green Bay	Feb. 20	at Texas-El Paso
<b>Jan. 4</b>	<b>at Nebraska</b>	Feb. 23	Brigham Young
Jan. 7	Montana State	Feb. 27	Utah
Jan. 12	at Air Force	Feb. 29	at San Diego State
Jan. 14	Wyoming	Mar. 2	at Hawaii
		Mar. 5-10	WAC Tournament



# NORTHWEST MISSOURI STATE UNIV.

Jan. 7, 1984—7:35 p.m. (CST)—Bob Devaney Sports Center—Lincoln, Neb.



**DR. LIONEL SINN**  
Head Coach

**School location:** Maryville, Mo. 64468  
**Nickname:** Bearcats  
**Colors:** Green & White  
**Enrollment:** 5,000  
**Conference:** Missouri Intercollegiate Athletic Assn.  
**Home court:** Lamkin Gym (1959)  
**Capacity:** 4,000  
**President:** Dr. B. D. Owens  
**Athletic Director:** Richard Flanagan  
**Head Coach:** Dr. Lionel Sinn (Indiana, 1963)  
**Career record:** 173-114 in 10 years, 66-46 in four years at NWMO  
**Basketball office telephone:** 816-562-1309  
**Best time to reach Coach Sinn:** Mornings  
**Assistant Coach:** Steve Tappmeyer (SE Missouri St., 1979)  
**Sports Information Director:** Larry Cain (office 816-562-1118, home 816-582-7554)  
**Assistant SID:** Peg Thomas (home 816-582-8024)



**VICTOR COLEMAN**  
Forward/Guard

**1982-83 record:** 17-11, 8-4 in MIAA—3rd.

**Lettermen returning (6):** (starters in CAPS) VICTOR COLEMAN, f-g, 6-4, sr., 19.1 ppg, 6.3 rpg; MAJOR CRAIG, g, 6-2, sr., 13.5, 2.3; JOE HURST, f, 6-5, so., 6.7, 5.4; TOD GORDON, c, 6-7, sr., 6.4, 5.1; Dave Honz, c, 6-8, jr., 5.0, 3.8; Tony White, f, 6-5, jr., 3.1, 3.0.

**Lettermen lost (2):** RICK OWENS, g, 6-2, 6.4, 2.4; Scott MacDonald, c, 7-0, 4.6, 4.0.

**Newcomers (5):** Tom Bildner, f, 6-7, jr.; Mark LeMaster, g, 6-0, fr.; James Williams, g, 6-0, jr.; Clinton Wilson, f, 6-5, fr.; Terry Yarbrough, g, 6-2, jr.

**Series history:** Nebraska leads, 8-0, and won the most-recent meeting, 79-59, in Lincoln in 1980-81.

## 1983-84 BEARCATS' SCHEDULE

Nov. 19	at Emporia State	Jan. 13	at Grandview
Nov. 21	Missouri Western St.	Jan. 14	at Iowa Wesleyan
Nov. 28	Morningside	Jan. 18	Northeast Missouri St.
Nov. 30	at Drake	Jan. 21	at Missouri-Rolla
Dec. 2-3	Ryland Milner Tournament at Maryville	Jan. 25	Central Missouri St.
Dec. 5	Tarkio	Jan. 28	at Missouri-St. Louis
Dec. 7	Dana	Feb. 1	Southeast Missouri St.
Dec. 10	at Mid-American Nazarene	Feb. 6	at Northeast Missouri St.
Dec. 13	at Brigham Young-Hawaii	Feb. 11	Missouri-Rolla
Dec. 15	at Hawaii Pacific	Feb. 15	at Central Missouri St.
Dec. 17	at Hawaii Pacific	Feb. 18	Missouri-St. Louis
Jan. 7	at Nebraska	Feb. 22	at Southeast Missouri St.
Jan. 11	Lincoln	Feb. 25	at Lincoln
		Mar. 1-3	MIAA Tournament



# EASTERN WASHINGTON UNIVERSITY

Jan. 14, 1984—7:35 p.m. (CST)—Bob Devaney Sports Center—Lincoln, Neb.



**JERRY KRAUSE**  
Head Coach

1982-83 record: 17-11.

**Lettermen returning (9):** (starters in CAPS) MATT PIPER, f, 6-6, sr., 13.8 ppg, 4.5 rpg; MELVIN BRADLEY, g, 6-1, jr., 9.7, 2.2; Jeff Reinland, g, 6-2, sr., 8.8, 1.3; TONY CHRISMAN, c, 6-9, jr., 7.0, 3.8; Lincoln Burton, f, 6-7, sr., 6.4, 3.0; Andy Affholter, g, 6-2, sr., 3.3, 0.5; Jay Bryan, f, 6-6, sr., 2.9, 1.5; Paul Rutherford, c, 6-8, sr., 2.6, 3.7; William Nixon, c, 6-7, so., 2.3, 2.2.

**Lettermen lost (2):** JOHN BELL, f, 6-6, 13.3, 8.9; DEAN MAYE, g, 5-11, 7.2, 1.6.

**Newcomers (5):** Scott McKie, g, 6-3, jr.; Michael Parker, g, 6-1, fr.; John Randa, f, 6-7, jr.; Jerry Taylor, f, 6-5, jr.; David Thompson, c, 6-9, fr.

**Series history:** Nebraska won the only previous meeting, 82-68, in Lincoln in 1979-80.

**School location:** Cheney, Wash. 99004

**Nickname:** Eagles

**Colors:** Red & White

**Enrollment:** 8,500

**Conference:** Independent

**Home court:** Reese Court (1977)

**Capacity:** 5,500

**President:** H. George Frederickson

**Athletic Director:** Ron Raver

**Head Coach:** Jerry Krause (Wayne State, 1959)

**Career record:** 246-159 in 15 years at EWU.

**Basketball office telephone:** 509-359-2427

**Best time to reach Coach Krause:** Mornings

**Assistant Coaches:** Joe Folda (Northern Colorado, 1966), Rand Hook (De Paul, 1979)

**Sports Information Director:** Jim Price (office

509-458-6334, home 509-624-1957)



**MATT PIPER**  
Forward

## 1983-84 EAGLES' SCHEDULE

Nov. 25	Warner Pacific	Jan. 7	at Boise State
Nov. 29	at Montana State	Jan. 10	Gonzaga
Dec. 1	at Weber State	Jan. 13	at Kansas State
Dec. 3	at Idaho State	<b>Jan. 14</b>	<b>at Nebraska</b>
Dec. 7	at Gonzaga	Jan. 17	Idaho
Dec. 10	Montana State	Jan. 19	Boise State
Dec. 14	at Montana	Jan. 28	at Eastern Illinois
Dec. 16-17	Bayou Classic at Lafayette, La.	Jan. 30	at Western Illinois
Dec. 19	at Colorado State	Feb. 3	U.S. International
Dec. 27	Idaho State	Feb. 14	at Hardin-Simmons
Dec. 28	at Idaho	Feb. 16	at Pan American
Jan. 3	Portland	Feb. 18	at Texas-San Antonio
Jan. 5	Montana	Feb. 21	Central Washington



# NON-CONFERENCE SERIES HISTORIES

Key: (H)—Home Games, (A)—Away Games, (N)—Neutral Sites

## ALABAMA

## Alabama leads, 1-0

Year	Neb.	Ala.
1954-55	76	88 (A)

## ARKANSAS

## Arkansas leads, 5-0

Year	Neb.	Ark.
1932-33	24	41 (H)
1946-47*	46	47 (N)
1980-81**	52	64 (N)
1981-82	50	51 (H)
1982-83**	58	64 (N)
<b>Totals</b>	<b>230</b>	<b>277</b>

\*—at Kansas City, Mo.

\*\*—at Little Rock, Ark.

**Series at Bob Devaney Sports Center:** Arkansas leads Nebraska, 1-0, and is 1-1 overall, including a 71-53 loss to Kansas State in the 1980 NCAA Tournament.

**Series at Barnhill Arena:** No games.

**Series at Barton Coliseum:** Arkansas leads, 2-0.

## AUGUSTANA

## Nebraska leads, 2-0

Year	Neb.	Aug.
1968-69	73	57 (H)
1969-70	75	56 (A)
<b>Totals</b>	<b>148</b>	<b>112</b>

**Series at Bob Devaney Sports Center:** No games.

**Series at Sioux Falls Arena:** Nebraska leads, 1-0.

## COLORADO STATE

## Nebraska leads, 3-2

Year	Neb.	CSU
1947-48	67	47 (H)
1970-71	69	65 (H)
1972-73*	51	57 (N)
1980-81	54	47 (H)
1981-82 (ot)	51	58 (A)
<b>Totals</b>	<b>292</b>	<b>274</b>

\*—at Lexington, Ky. (Kentucky Invitational)

**Series at Bob Devaney Sports Center:** Nebraska leads, 1-0.

**Series at Moby Gym:** Colorado State leads, 1-0.

## CREIGHTON

## Nebraska leads, 7-6

Year	Neb.	CU	Year	Neb.	CU	Year	Neb.	CU
1922-23	24	46	1931-32	18	47 (A)	1980-81	(ot) 61	66 (A)
1923-24	25	21		26	28 (H)	1981-82	86	46 (H)
1924-25	15	11 (A)	1977-78	65	58 (H)	1982-82	62	59 (A)
1925-26	20	15 (A)	1978-79	61	78 (A)	<b>Totals</b>	<b>538</b>	<b>545</b>
	11	15 (H)	1979-80	64	55 (H)			

Series at Bob Devaney Sports Center: Nebraska leads, 3-0.

Series at Civic Auditorium: Creighton leads, 2-1.

## EASTERN WASHINGTON

## Nebraska leads, 1-0

Year	Neb.	EWU
1979-80	82	68 (H)

Series at Bob Devaney Sports Center: Nebraska leads, 1-0.

## GEORGIA TECH

## First meeting

## MICHIGAN STATE

## Michigan State leads, 4-3

Year	Neb.	MSU
1919-20	43	28 (H)
	39	20 (H)
1956-57*	65	69 (N)
1958-59	55	80 (A)
1959-60	80	82 (H)
1967-68	70	74 (A)
1968-69	73	59 (H)
<b>Totals</b>	<b>425</b>	<b>412</b>

\*—at Kansas City, Mo. (Big Seven Holiday Tournament).

Series at Bob Devaney Sports Center: No games.

Series at Jenison Field House: Michigan State leads, 2-0.

## NE MISSOURI STATE

## Nebraska leads, 1-0

Year	Neb.	NEMO
1973-74	67	54 (H)

Series at Bob Devaney Sports Center: No games.

## NORTHERN IOWA

## Nebraska leads, 9-0

	Neb.	UNI		Neb.	UNI
1948-49	63	52 (H)	1962-63	78	59 (H)
1949-50	60	54 (H)	1970-71	95	71 (H)
1950-51	63	55 (H)	1973-74	73	55 (H)
1951-52	60	44 (H)	1981-82*	53	42 (A)
1960-61	78	68 (H)	<b>Totals</b>	<b>623</b>	<b>500</b>

\*Northern Iowa Holiday Classic.

Series at Bob Devaney Sports Center: No games.

Series at UNI-Dome: Nebraska leads, 7-0.

Continued Next Page

## NON-CONFERENCE SERIES, CONT.

### NW MISSOURI STATE

Nebraska leads, 8-0

Year	Neb.	NWMO
1948-49	59	39 (H)
1949-50	58	39 (H)
1950-51	61	39 (H)
1951-52	59	43 (H)
1955-56	74	54 (H)
1958-59	85	44 (H)
1976-77	88	53 (H)
1980-81	79	59 (H)
<b>Totals</b>	<b>563</b>	<b>370</b>

Series at Bob Devaney Sports Center: Nebraska leads, 2-0.

### TEXAS TECH

Nebraska leads, 4-2

Year	Neb.	TT
1955-56 (ot)	69	63 (H)
1956-57	67	66 (A)
1958-59	54	46 (H)
1962-63	68	66 (A)
1963-64	58	64 (H)
1964-65	78	82 (A)
<b>Totals</b>	<b>394</b>	<b>387</b>

Series at Bob Devaney Sports Center: No games.

Series at Lubbock Municipal Coliseum: Nebraska leads, 2-1.

### WISCONSIN

Nebraska leads, 6-4

Year	Neb.	Wis.	Year	Neb.	Wis.
1903-04	25	22	1956-57	53	51 (H)
1906-07	31	35	1965-66	101	88 (A)
1921-22	14	27	1968-69	68	55 (H)
1939-40	53	43 (A)	1979-80* (ot)	83	82 (N)
1940-41	31	46 (H)	<b>Totals</b>	<b>511</b>	<b>520</b>
1955-56	52	71 (A)			

\*At Honolulu, Hawaii (Rainbow Classic).

Series at Bob Devaney Sports Center: No games.

Series at Wisconsin Fieldhouse: Nebraska leads, 2-1.

### WYOMING

Nebraska leads, 10-8

Year	Neb.	Wyo.	Year	Neb.	Wyo.	Year	Neb.	Wyo.
1933-34	24	33 (H)	1961-62	70	71 (A)	1971-72	81	63 (H)
1934-35	23	26 (A)	1963-64	79	72 (H)	1972-73	59	65 (A)
1935-36	46	42 (A)	1964-65	68	94 (A)	1973-74	70	62 (H)
	31	22 (H)	1966-67	98	102 (A)	1980-81	(ot) 59	62 (H)
1938-39	38	30 (H)	1967-68	84	64 (H)	1981-82	48	62 (A)
1957-58	77	66 (H)	1970-71	68	63 (A)	1982-83	68	57 (H)
						<b>Totals</b>	<b>1,091</b>	<b>1,056</b>

Series at Bob Devaney Sports Center: Tied, 1-1.

Series at Arena-Auditorium: No games.





COLORADO



IOWA STATE



KANSAS



KANSAS STATE



MISSOURI



OKLAHOMA STATE



OKLAHOMA

## THE BIG EIGHT

# UNIVERSITY OF COLORADO

Jan. 28, 1984—8:05 p.m. (MST)—Events/Conference Center—Boulder, Colo.

Feb. 25, 1984—3:10 p.m. (CST)—Bob Devaney Sports Center—Lincoln, Neb. (TV)



**TOM APKE**  
Head Coach

**School location:** Boulder, Colo. 80309  
**Nickname:** Golden Buffaloes  
**Colors:** Silver, Gold & Columbine Blue  
**Enrollment:** 20,517  
**Conference:** Big Eight  
**Home court:** Events/Conference Center (1979)  
**Capacity:** 11,199  
**President:** Dr. Arnold Weber  
**Athletic Director:** Eddie Crowder  
**Head Coach:** Tom Apke (Creighton, 1965)  
**Career record:** 154-95 in nine years, 24-31 in two years at CU  
**Basketball office telephone:** 303-492-6877  
**Best time to reach Coach Apke:** 10 a.m.-noon (MT)  
**Assistant Coaches:** Randy Eckker (Creighton, 1978), Alvin Gentry (Appalachian State, 1976), Ralph Patterson (Colorado, 1981)  
**Sports Information Director:** John Clagett (office 303-492-5626, home 303-444-1274)  
**Assistant SID:** David Plati (home 303-494-0445)



**JAY HUMPHRIES**  
Guard

**1982-83 record:** 13-15, 3-11 in Big Eight—8th.

**Lettermen returning (5):** (starters in CAPS) JAY HUMPHRIES, g, 6-3, sr., 14.3 ppg, 3.3 rpg; RANDY DOWNS, c, 6-9, so., 11.9, 4.5; VINCE KELLEY, f, 6-7, sr., 11.7, 9.1; Don Yowell, f, 6-9, so., 2.8, 1.5; Mike Reid, g, 6-1, so., 2.5, 0.5.

**Lettermen lost (3):** BILLY HOUSTON, g, 6-1, 12.6, 2.6; ROB GONZALEZ, f, 6-7, 9.5, 3.5; Kevin Cornish, f, 6-3, 5.1, 3.1.

**Newcomers (7):** Barry Anderson, f, 6-6, jr.; Brian Cunningham, f, 6-7, fr.; Brad Davis, g, 6-4, fr.; Darren Dunlap, g, 6-3, fr.; Michael Lee, g, 6-4, fr.; Tony Pruitt, g, 6-4, jr.; Alex Stivrins, g, 6-7, jr.

**Series history:** Colorado leads, 51-40, after the teams split two games last year. Colorado won at Boulder, 72-69, and Nebraska won in Lincoln, 68-56.

## 1983-84 BUFFALOES' SCHEDULE

Nov. 25	Rockhurst	Jan. 18	Oklahoma
Nov. 28	Regis	Jan. 21	at Oklahoma State
Dec. 3	Oregon	Jan. 25	Kansas State
Dec. 5	at Utah	<b>Jan. 28</b>	<b>Nebraska</b>
Dec. 7	Colorado State	Feb. 1	at Missouri
Dec. 10	at Cal-Irvine	Feb. 8	Iowa State
Dec. 19	at Iowa	Feb. 11	Oklahoma State
Dec. 21	at Duke	Feb. 15	at Kansas State
Dec. 27	Texas Christian	Feb. 18	at Oklahoma
Dec. 30	Loyola (Ill.)	Feb. 22	Missouri
Jan. 5	Wyoming	<b>Feb. 25</b>	<b>at Nebraska</b>
Jan. 9	Pepperdine	Feb. 29	Kansas
Jan. 12	at Marquette	Mar. 3	at Iowa State
Jan. 14	at Kansas	Mar. 6-10	Big Eight Tournament



## Series History

Series at Bob Devaney Sports Center: Nebraska leads, 5-3.

Series at Events Center: Nebraska leads, 3-1.

Year	Neb.	C.U.	Year	Neb.	C.U.	Year	Neb.	C.U.
1902-03	28	12	1958-59	50	54 (B)	1970-71	77	67 (B)
1919-20	27	16		50	57 (A)		65	63 (A)
	24	17		62	61 (H)		85	71 (H)
1937-38	29	18 (H)	1959-60	55	64 (B)	1971-72	67	55 (H)
1947-48	59	55 (A)		57	62 (A)		57	67 (A)
	58	53 (H)		54	58 (H)	1972-73	59	67 (A)
1948-49	45	43 (H)	1960-61	65	61 (H)		63	71 (A)
	56	45 (A)		* 51	66 (A)	1973-74	64	65 (A)
1949-50	57	67 (B)	1961-62	56	58 (H)		65	42 (H)
	59	72 (A)		63	74 (A)	1974-75	85	59 (H)
	59	49 (H)	1962-63	47	59 (B)		61	62 (A)
1950-51	45	51 (A)		47	75 (H)	1975-76	66	64 (A)
	58	45 (H)		51	80 (A)		80	61 (H)
1951-52	63	68 (B)	1963-64	58	80 (B)	1976-77	50	55 (B)
	63	61 (H)		52	60 (H)		69	54 (H)
	65	67 (A)		73	89 (A)		73	62 (A)
1952-53	53	67 (B)	1964-65	62	70 (B)	1977-78	64	73 (A)
	80	65 (A)		52	67 (A)		86	75 (H)
	78	86 (H)		66	59 (H)	1978-79	61	74 (B)
1953-54	67	75 (H)	1965-66	70	63 (H)		61	64 (A)
	58	83 (A)		88	95 (A)		79	52 (H)
1954-55	47	89 (B)	1966-67	66	73 (B)	1979-80	53	44 (A)
	84	77 (H)		84	80 (H)		55	56 (H)
	66	77 (A)		57	64 (A)	1980-81	59	62 (H)
1955-56	63	78 (A)	1967-68	87	73 (H)		57	56 (A)
	52	77 (H)		73	76 (A)		**66	70 (H)
1956-57	74	52 (H)	1968-69	81	83 (A)	1981-82	74	57 (A)
	56	60 (A)		79	65 (H)		79	57 (H)
1957-58	50	41 (H)	1969-70	60	72 (B)	1982-83	69	72 (A)
	52	54 (A)		60	58 (H)		68	56 (H)
				59	76 (A)	<b>Totals</b>	<b>5,627</b>	<b>5,705</b>

\*Colorado forfeit—NCAA Ruling \*\*Big Eight Tournament

Key: (H)—Home Games, (A)—Away, (B)—Big Eight Holiday Tournament, (OT)—Overtime



# IOWA STATE UNIVERSITY

Jan. 18, 1984—7:35 p.m. (CST)—Hilton Coliseum—Ames, Iowa

Feb. 18, 1984—7:35 p.m. (CST)—Bob Devaney Sports Center—Lincoln, Neb.



**JOHNNY ORR**  
Head Coach

**School location:** Ames, Iowa 50011  
**Nickname:** Cyclones  
**Colors:** Cardinal & Gold  
**Enrollment:** 24,906  
**Conference:** Big Eight  
**Home court:** Hilton Coliseum (1971)  
**Capacity:** 14,200  
**President:** Dr. W. Robert Parks  
**Athletic Director:** Max Urlick  
**Head Coach:** Johnny Orr (Beloit, 1949)  
**Career record:** 280-196 in 18 years, 32-50 in three years at ISU  
**Basketball office telephone:** 515-294-8232  
**Best time to reach Coach Orr:** 9-11:30 a.m.  
**Assistant Coaches:** Rick Wesley (Central Michigan, 1980), Jim Hallihan (Miami, O., 1967), Steve Antrim (Pepperdine, 1969)  
**Sports Information Director:** Kirk Hendrix (office 515-294-3372, home 515-233-4790)  
**Assistant SID:** Dave Starr (home 515-232-4910)



**BARRY STEVENS**  
Forward/Guard

**1982-83 record:** 13-15, 5-9 in Big Eight—5th.

**Lettermen returning (11):** (starters in CAPS) BARRY STEVENS, f-g, 6-5, jr., 16.8 ppg, 5.2 rpg; RONNIE HARRIS, f-g, 6-3, sr., 14.3, 4.3; TERRENCE ALLEN, g, 6-0, sr., 10.2, 4.3; JEFF HORNACEK, g, 6-3, so., 5.4, 2.3; Raynal Harris, f, 6-6, jr., 5.4, 4.2; David Moss, f, 6-8, so., 3.0, 2.9; Ron Virgil, g, 6-4, so., 2.5, 1.2; Tom Peterson, f, 6-5, jr., 2.2, 2.3; Wesley Wallace, g, 6-2, jr., 1.3, 0.7; Ted Burbach, g, 6-4, so., 0.9, 0.6; David Rauker, f, 6-5, sr., 0.6, 0.8.

**Lettermen lost (3):** RON FALENSCHEK, c, 6-11, 5.4, 4.9; Paul Beene, g, 5-11, 3.6, 0.6; Doug Jones, c, 6-9, 1.0, 0.6.

**Newcomers (4):** John Culbertson, f-c, 6-9, fr.; Brad Dudek, c, 7-1, fr.; Sam Hill, f-c, 6-8, fr.; Lafester Rhodes, f, 6-8, fr.

**Series history:** Nebraska leads, 106-69, after sweeping three games in 1982-83, winning 59-54, at Ames, and 67-66 and 94-71 in Lincoln—the latter game in the first round of the Big Eight Tournament.

## 1983-84 CYCLONES' SCHEDULE

Nov. 26 St. Cloud State  
 Nov. 30 Vanderbilt  
 Dec. 3 Texas  
 Dec. 5 Arizona  
 Dec. 10 at Creighton  
 Dec. 12 South Dakota  
 Dec. 17 at Drake  
 Dec. 19 Mankato State  
 Dec. 22 at Colorado State  
 Dec. 29-30 Hoosier Classic  
           at Indianapolis  
 Jan. 2 at Minnesota  
 Jan. 9 Northern Iowa  
 Jan. 11 Oklahoma  
 Jan. 14 Iowa  
 Jan. 18 Nebraska

Jan. 21 Kansas  
 Jan. 24 at Missouri  
 Feb. 1 at Kansas State  
 Feb. 4 Oklahoma State  
 Feb. 8 at Colorado  
 Feb. 11 at Kansas  
 Feb. 15 Missouri  
 Feb. 18 at Nebraska  
 Feb. 22 Kansas State  
 Feb. 25 at Oklahoma  
 Feb. 29 at Oklahoma State  
 Mar. 3 Colorado  
 Mar. 6-10 Big Eight Tournament



## Series History

Series at Bob Devaney Sports Center: Nebraska leads, 5-2.

Series at Hilton Coliseum: Nebraska leads, 7-5.

## Nebraska leads, 106-69

Year	Neb.	ISU	Year	Neb.	ISU	Year	Neb.	ISU	
1908-09	42	20	1932-33	25	30 (H)	1958-59	52	49 (H)	
	40	21		43	16 (A)		56	59 (A)	
	16	22	1933-34	37	31 (A)	1959-60	53	57 (A)	
	31	17		26	21 (H)		69	49 (H)	
1909-10	24	21	1934-35	32	31 (H)	1960-61	58	66 (H)	
	29	26		14	22 (A)		62	68 (A)	
	23	34	1935-36	40	41 (A)	1961-62	72	84 (A)	
	17	18		49	20 (H)		66	79 (H)	
1910-11	41	20	1936-37	45	33 (H)	1962-63	68	82 (B)	
	31	33		48	31 (A)		69	83 (A)	
	27	31	1937-38	35	32 (A)		54	75 (H)	
	22	19		50	23 (H)	1963-64	55	52 (A)	
1911-12	33	12	1938-39	51	44 (H)		57	55 (H)	
	40	14		28	41 (A)	1964-65	62	69 (B)	
	31	21	1939-40	44	28 (H)		88	79 (H)	
	31	12		33	40 (A)		69	65 (A)	
1912-13	29	12	1940-41	38	35 (A)	1965-66	76	74 (A)	
	16	10		41	36 (H)		81	70 (H)	
	28	8	1941-42	33	39 (A)	1966-67	94	82 (H)	
	24	12		39	31 (H)		76	55 (A)	
1913-14	15	9	1942-43	38	50 (A)	1967-68	70	85 (A)	
	16	3		51	36 (H)	(ot)	92	93 (H)	
	24	16	1943-44	24	56 (H)	1968-69	(ot)	93	99 (A)
	41	13		37	58 (A)	(ot)	74	75 (H)	
1914-15	32	15	1944-45	38	50 (H)	1969-70	74	66 (B)	
	25	12		45	47 (A)		70	72 (A)	
	24	12	1945-46	39	57 (A)		87	81 (H)	
	11	25		45	57 (H)	1970-71	84	62 (H)	
1915-16	35	21	1946-47	54	51 (B)		69	67 (A)	
	31	14		44	61 (A)	1971-72	76	71 (H)	
	23	14		54	56 (H)		67	76 (A)	
	29	17	1947-48	44	55 (A)	1972-73	64	75 (B)	
1916-17	7	19		62	57 (H)		60	81 (A)	
	17	24	1948-49	71	50 (H)		76	82 (H)	
	22	24		44	41 (A)	1973-74 (3ot)	91	88 (H)	
	24	21	1949-50	85	67 (B)		58	76 (A)	
1920-21	30	38		64	46 (H)	1974-75	75	62 (H)	
	33	16		56	54 (A)		69	82 (A)	
	37	11	1950-51	51	49 (H)	1975-76	66	56 (A)	
1921-22	21	14		51	67 (A)		82	66 (H)	
	7	26	1951-52	66	75 (B)	1976-77	75	55 (B)	
1922-23	21	15		72	78 (A)		49	48 (A)	
	17	21		75	53 (H)		66	51 (H)	
1923-24	18	16	1952-53	83	79 (B)	1977-78	59	65 (H)	
	27	14		60	78 (H)		62	56 (A)	
1924-25	37	17 (H)		66	93 (A)	1978-79	72	68 (A)	
	28	13 (A)	1953-54	74	60 (A)		46	48 (H)	
1925-26	18	13 (H)		78	65 (H)	1979-80	58	50 (A)	
	27	12 (A)	1954-55	76	63 (H)		69	65 (H)	
1926-27	35	19		75	82 (A)	1980-81	61	56 (A)	
	24	26	1955-56 (ot)	69	71 (H)		81	61 (H)	
1927-28	37	26 (H)		74	94 (A)	1981-82	60	47 (H)	
	32	26 (A)	1956-57	69	89 (B)		61	63 (A)	
1928-29	45	39 (H)		47	59 (A)	1982-83	59	54 (A)	
	33	37 (A)		67	58 (H)		67	66 (H)	
1929-30	32	22 (A)	1957-58	51	61 (B)		*94	71 (H)	
	52	50 (H)		52	57 (H)	<b>Totals</b>	<b>8,474</b>	<b>7,983</b>	
1930-31	31	19 (H)		63	78 (A)	*Big Eight Tournament			
	28	42 (A)							
1931-32	28	24 (A)							
	32	33 (H)							

Key: (H)—Home Games, (A)—Away, (B)—Big Eight Holiday Tournament, (OT)—Overtime

# UNIVERSITY OF KANSAS

Jan. 25, 1984—8:10 p.m. (CST)—Allen Field House—Lawrence, Kan. (TV)

Feb. 15, 1984—7:35 p.m. (CST)—Bob Devaney Sports Center—Lincoln, Neb.



**LARRY BROWN**  
Head Coach

**School location:** Lawrence, Kan. 66044  
**Nickname:** Jayhawks  
**Colors:** Crimson & Blue  
**Enrollment:** 26,200  
**Conference:** Big Eight  
**Home court:** Allen Field House (1955)  
**Capacity:** 17,000  
**Chancellor:** Gene Budig  
**Athletic Director:** Monte Johnson  
**Head Coach:** Larry Brown (North Carolina, 1963)  
**Career record:** 42-17 in two years, first year at KU  
**Basketball office telephone:** 913-864-3056  
**Best time to reach Coach Brown:** Mornings  
**Assistant Coaches:** Bob Hill (Bowling Green, 1971), Ed Manning (Jackson State, 1968)  
**Sports Information Director:** Doug Vance (office 913-864-3417, home 913-841-1247)  
**Assistant SID:** Dick O'Connor (home 913-749-1004)  
**Assistant SID:** Barb Zeff (home 913-272-8619)



**CARL HENRY**  
Forward/Guard

**1982-83 record:** 13-16, 4-10 in Big Eight—6th, tie.

**Lettermen returning (8):** (starters in CAPS) CARL HENRY, f-g, 6-5, sr., 17.4 ppg, 6.4 rpg; KERRY BOAGNI, f, 6-8, so., 14.1, 4.7; KELLY KNIGHT, f-c, 6-8, sr., 12.3, 7.2; CALVIN THOMPSON, f, 6-6, so., 7.9, 3.4; Ron Kellogg, g, 6-5, so., 3.9, 1.6; JEFF GUJOT, g, 6-1, so., 3.7, 1.4; Brian Martin, c, 6-9, sr., 3.7, 4.0; Tad Boyle, g, 6-4, jr., 3.1, 1.1.

**Lettermen lost (4):** Jeff Dishman, f, 6-5, 5.7, 4.3; Mark Summers, f, 6-7, 1.7, 0.1; Lance Hill, g, 6-5, 1.3, 0.7; Mark Ewing, c, 6-9, 1.2, 0.5.

**Newcomers (5):** Greg Dreiling, c, 7-1, so.; Cedric Hunter, g, 6-0, fr.; Jim Pelton, c-f, 6-8, fr.; Chris Piper, c, 6-8, fr.; Mark Turgeon, g, 5-10, fr.

**Series history:** Kansas leads, 119-60, but Nebraska swept two games last year, winning 68-61 in Lincoln, and 60-58 at Lawrence.

## 1983-84 JAYHAWKS' SCHEDULE

Nov. 26	at Houston	Jan. 21	at Iowa State
Dec. 1	at St. Louis	Jan. 25	Nebraska
Dec. 3	Morehead State	Jan. 28	Kansas State
Dec. 5	Jackson State	Jan. 31	at Oklahoma
Dec. 10	Kentucky	Feb. 5	Wichita State
Dec. 17	Florida Southern	Feb. 8	at Oklahoma State
Dec. 19	Oral Roberts	Feb. 11	Iowa State
Dec. 22	at Ohio State	Feb. 15	at Nebraska
Dec. 28-29	Sugar Bowl Tourney at New Orleans	Feb. 18	at Missouri
Jan. 7	Florida International	Feb. 22	Oklahoma
Jan. 11	Texas Southern	Feb. 25	at Kansas State
Jan. 14	Colorado	Feb. 29	at Colorado
Jan. 18	Missouri	Mar. 3	Oklahoma State
		Mar. 6-10	Big Eight Tournament



## Series History

## Kansas leads, 119-60

Series at Bob Devaney Sports Center: Nebraska leads, 7-0.

Series at Allen Field House: Kansas leads, 23-6.

Year	Neb.	K.U.	Year	Neb.	K.U.	Year	Neb.	K.U.
1899-1900	48	8 (H)	1931-32	31	34 (H)	1959-60	47	60 (H)
1901-02	35	29 (A)	19	51 (A)	19	74	79 (A)	
1902-03	23	19 (H)	1932-33	29	32 (A)	1960-61	53	78 (B)
1905-06	17	37 (H)	20	34 (H)	33	38 (H)		
1906-07	32	19 (A)	1933-34	24	21 (H)	69	68 (A)	
1907-08	20	17 (A)	24	25 (A)	1961-62	68	69 (B)	
	23	21 (A)	1934-35	21	32 (A)	69	67 (A)	
	26	28 (H)	24	32 (H)	70	73 (H)		
	25	28 (H)	1935-36	23	45 (A)	1962-63	53	72 (A)
1908-09	17	36 (A)	36	43 (H)	39	45 (H)		
	13	48 (A)	1936-37	22	27 (A)	1963-64	48	74 (A)
	13	18 (H)	37	32 (H)	55	64 (H)		
	*22	28	1937-38	33	48 (A)	1964-65	56	66 (H)
	*15	24	47	50 (H)	62	71 (A)		
	32	29 (A)	1938-39	48	37 (H)	1965-66	61	71 (B)
1909-10	17	33 (A)	46	49 (A)	83	75 (H)		
	16	40 (A)	1939-40	24	40 (A)	73	110 (A)	
	20	40 (H)	41	48 (H)	58	84 (A)		
	13	40 (H)	1940-41	38	44 (A)	57	64 (H)	
1910-11	15	11 (A)	53	55 (H)	1967-68	80	71 (A)	
	12	37 (A)	1941-42	32	51 (H)	76	69 (H)	
	34	24 (H)	30	58 (A)	1968-69	56	82 (B)	
	38	26 (A)	1942-43	24	56 (H)	52	56 (H)	
1911-12	30	26 (A)	33	52 (A)	73	79 (A)		
	49	21 (H)	1943-44	27	51 (A)	1969-70	78	73 (B)
	29	28 (H)	47	56 (H)	84	73 (H)		
	30	27 (A)	1944-45	33	48 (A)	87	100 (A)	
1912-13	40	26 (H)	59	45 (H)	1970-71	52	72 (B)	
	18	16 (A)	1945-46	44	56 (H)	67	81 (H)	
	**24	30	30	72 (A)	54	59 (A)		
1914-15	17	45 (A)	1946-47	48	46 (H)	1971-72 (ot)	55	57 (A)
	23	30 (A)	37	69 (A)	99	78 (H)		
1915-16	34	33 (H)	1947-48	60	64 (B)	1972-73	74	72 (B)
	40	27 (H)	61	57 (A)	59	46 (A)		
1916-17	21	19 (A)	70	64 (H)	62	59 (H)		
	10	30 (A)	1948-49	52	34 (H)	1973-74	66	75 (B)
1917-18	24	23 (H)	49	39 (A)	64	79 (A)		
	25	31 (H)	1949-50	57	56 (H)	46	51 (H)	
1918-19	7	31 (A)	36	49 (A)	1974-75	62	63 (B)	
	29	24 (A)	1950-51	47	63 (B)	44	72 (A)	
1921-22	15	25 (H)	41	66 (A)	(2ot)	77	79 (H)	
	18	41 (A)	52	61 (H)	1975-76	66	69 (B)	
1922-23	20	30 (A)	1951-52	66	69 (H)	57	54 (H)	
	15	36 (H)	52	90 (A)	62	58 (A)		
1923-24	18	19 (A)	1952-53	66	73 (B)	1976-77	80	57 (H)
	10	13 (H)	59	65 (H)	66	74 (A)		
1924-25	20	25 (H)	58	77 (A)	***58	61 (A)		
	20	28 (A)	1953-54	68	79 (A)	1977-78	62	58 (H)
1925-26	14	25 (H)	62	67 (H)	70	75 (A)		
	17	30 (A)	1954-55	66	69 (B)	1978-79 (ot)	66	64 (H)
1926-27	27	24 (A)	66	62 (H)	59	66 (A)		
	25	34 (H)	66	55 (A)	1979-80	64	57 (H)	
1927-28	27	33 (A)	1955-56	56	80 (A)	61	56 (A)	
	32	28 (H)	56	60 (H)	1980-81	57	54 (H)	
1928-29	30	29 (H)	1956-57	54	69 (H)	49	75 (A)	
	37	31 (A)	60	87 (A)	1981-82	75	55 (H)	
1929-30	20	27 (A)	1957-58	46	102 (A)	63	66 (A)	
	35	36 (H)	43	41 (H)	1982-83	68	61 (H)	
1930-31	31	30 (A)	1958-59	55	63 (H)	60	58 (A)	
	29	34 (H)	50	66 (A)	<b>Totals</b>	<b>7.779</b>	<b>8.943</b>	

\*at Kansas City, Kan.

\*\*at Manhattan, Kan.

\*\*\*Big Eight Tournament.

Key: (H)—Home Games, (A)—Away, (B)—Big Eight Holiday Tournament, (OT)—Overtime

# KANSAS STATE UNIVERSITY

Feb. 4, 1984—4:10 p.m. (CST)—Ahearn Fieldhouse—Manhattan, Kan. (TV)

Feb. 28, 1984—7:35 p.m. (CST)—Bob Devaney Sports Center—Lincoln, Neb.



**JACK HARTMAN**  
Head Coach

School location: Manhattan, Kan. 66506  
 Nickname: Wildcats  
 Colors: Purple & White  
 Enrollment: 18,242  
 Conference: Big Eight  
 Home court: Ahearn Fieldhouse (1950)  
 Capacity: 11,220  
 President: Dr. Duane Acker  
 Athletic Director: Dick Towyers  
 Head Coach: Jack Hartman (Oklahoma State, 1950)  
 Career record: 395-190 in 21 years, 251-126 in 13 years at KSU  
 Basketball office telephone: 913-532-6531  
 Best time to reach Coach Hartman: 10 a.m.—noon, weekdays  
 Assistant Coaches: Jerry Holmes (Bethel, Tenn., 1964), Darryl Winston (Kansas State, 1977), Hank Harris (Tennessee State, 1980)  
 Sports Information Director: Mike Scott (office 913-532-6735; home 913-539-9451)  
 Assistant SID: Mark Adams (home 913-539-7956)  
 Assistant SID: Chris Bouna (home 913-537-0676)



**EDDIE ELDER**  
Forward

**1982-83 record:** 12-16, 4-10 in Big Eight—6th, tie.

**Lettermen returning (8):** (starters in CAPS) EDDIE ELDER, f, 6-8, jr., 8.7 ppg, 5.1 rpg; JIM RODER, g, 6-4, so., 6.5, 1.7; TYRONE JACKSON, f, 6-6, so., 4.7, 4.1; Lafayette Watkins, f, 6-6, jr., 2.6, 2.8; Parker Laketa, f, 6-7, so., 4.4, 1.5; Jonas Cody, g, 6-2, so., 3.9, 0.7; Ben Mitchell, f, 6-8, so., 3.1, 2.6; Kenny Williams, g, 6-4, jr., 0.6, 0.4.

**Lettermen lost (4):** LES CRAFT, c, 6-10, 11.7, 5.3; FREDDY MARSHALL, g, 5-9, 7.4, 1.4; Ed Galvao, g, 6-5, 5.6, 3.0; Neal Degner, f, 6-9, 3.6, 1.9.

**Newcomers (3):** Tom Alfaro, f-g, 6-7, jr.; Eric Watson, g, 6-3, jr.; Alex Williams, f, 6-8, fr. (1982-83 redshirt).

**Series history:** Kansas State leads, 92-67, but Nebraska swept two games last year, 59-43 in Lincoln, 56-45 at Manhattan.

## 1983-84 WILDCATS' SCHEDULE

Nov. 25-26	Horizon Classic at Rosemont, Ill.	Jan. 25	at Colorado
Nov. 29	Oral Roberts	Jan. 28	at Kansas
Dec. 3	U.S. International	Feb. 1	Iowa State
Dec. 7	Centenary	<b>Feb. 4</b>	<b>Nebraska</b>
Dec. 10	Wisconsin	Feb. 8	at Missouri
Dec. 17	at Nevada—Las Vegas	Feb. 11	at Oklahoma
Dec. 21	at Indiana	Feb. 15	Colorado
Dec. 23	Cal State—Northridge	Feb. 18	Oklahoma State
Jan. 4	Texas	Feb. 22	at Iowa State
Jan. 7	at Northern Iowa	Feb. 25	Kansas
Jan. 12	Eastern Washington	<b>Feb. 28</b>	<b>at Nebraska</b>
Jan. 14	Southern Colorado	Mar. 3	Missouri
Jan. 18	at Oklahoma State	Mar. 6-10	Big Eight Tournament
Jan. 21	Oklahoma		





## Series History

## Kansas State leads, 92-67

Series at Bob Devaney Sports Center: Nebraska leads, 5-2. Kansas State is 3-6 overall, including a 71-53 win over Arkansas and a 71-69 overtime loss to Louisville in the first two rounds of the 1980 NCAA Tournament.

Series at Ahearn Fieldhouse: Kansas State leads, 28-7.

Year	Neb.	KSU	Year	Neb.	KSU	Year	Neb.	KSU	
1905-06	50	14	1940-41	33	23 (H)	1962-63	53	66 (A)	
1907-08	36	18		32	35 (A)		60	72 (H)	
1908-09	38	31	1941-42	44	38 (H)	1963-64	78	100 (B)	
1909-10	16	27		35	38 (A)		66	73 (H)	
	17	28	1942-43	41	32 (A)		48	50 (A)	
1911-12	26	25	(ot)	50	47 (H)	1964-65	62	57 (A)	
1912-13	27	16	1943-44	54	47 (H)		67	79 (H)	
1914-15	26	19		37	40 (A)	1965-66	82	71 (A)	
	26	20	1944-45*	46	49		79	69 (H)	
1915-16	21	20		48	70 (A)	1966-67	81	98 (B)	
	26	25		47	55 (H)		67	59 (A)	
1916-17	13	45	1945-46*	62	47		79	71 (H)	
	10	34		44	37 (H)	1967-68	66	62 (B)	
1917-18	31	23		49	54 (A)		62	78 (A)	
	16	26	1946-47	54	63 (A)		92	68 (H)	
1918-19	32	34		54	50 (H)	1968-69	72	95 (A)	
	21	30	1947-48	45	64 (H)		88	71 (H)	
1921-22	25	24		49	56 (A)	1969-70	64	71 (H)	
	21	13	1948-49	34	48 (B)		62	79 (A)	
1922-23	21	15		70	48 (H)	1970-71	69	70 (A)	
	14	17	1949-50	28	53 (A)		87	71 (H)	
1923-24	27	14		65	63 (H)	1971-72	61	60 (H)	
	23	26		60	63 (A)	(ot)	76	81 (A)	
1924-25	23	11 (A)	1950-51	53	72 (B)	1972-73	55	82 (H)	
	32	20 (H)		50	79 (H)		70	97 (A)	
1925-26	26	41 (A)		48	74 (A)	1973-74	47	68 (B)	
	21	28 (H)	1951-52	67	87 (B)		65	73 (H)	
1926-27	23	34		36	71 (A)		58	54 (A)	
	26	24		60	75 (H)	1974-75	63	80 (B)	
1927-28	24	29 (H)	1952-53	80	67 (H)		74	61 (H)	
	22	28 (A)		80	108 (A)		64	65 (A)	
1928-29	21	30 (A)	1953-54	78	74 (B)	1975-76	65	59 (A)	
	62	45 (H)		88	75 (H)		53	65 (H)	
1929-30	41	39 (A)		70	91 (A)	1976-77	52	57 (H)	
	42	46 (H)	1954-55	69	59 (H)		62	87 (A)	
1930-31	37	31 (A)		62	79 (A)	1977-78	60	69 (B)	
	30	32 (H)	1955-56	51	79 (B)		77	63 (A)	
1931-32	20	32 (A)		52	66 (H)		63	50 (H)	
	32	26 (H)		50	73 (A)	1978-79	55	53 (H)	
1932-33	31	25 (H)	1956-57	53	89 (A)		46	58 (A)	
	30	36 (A)		56	81 (H)		(2ot)**60	61 (A)	
1933-34	24	25 (A)	1957-58	57	88 (B)	1979-80	(2ot)	64	66 (A)
	36	31 (H)		59	74 (A)		70	58 (H)	
1934-35	41	47 (A)		55	48 (H)		**59	60 (A)	
	28	21 (H)	1958-59	43	50 (H)	1980-81	59	49 (H)	
1935-36	43	30 (H)		54	76 (A)		49	66 (A)	
	40	32 (A)	1959-60	63	71 (B)	1981-82	64	75 (H)	
1936-37	41	38 (A)		70	60 (H)		50	67 (A)	
	40	37 (H)		74	83 (A)	1982-83	59	43 (H)	
1937-38	46	32 (H)	1960-61	67	77 (H)		56	45 (A)	
	29	41 (A)		56	75 (A)	<b>Totals</b>	<b>7,769</b>	<b>8,365</b>	
1938-39	38	43 (A)	1961-62	48	60 (B)				
	42	34 (H)		53	72 (A)				
1939-40	25	32 (A)		60	64 (H)				
	61	28 (H)							

\*at Kansas City, Mo.

\*\*Big Eight Tournament

Key: (H)—Home Games, (A)—Away, (B)—Big Eight Holiday Tournament, (OT)—Overtime

# UNIVERSITY OF MISSOURI

Jan. 21, 1984—7:35 p.m. (CST)—Bob Devaney Sports Center—Lincoln, Neb.

Feb. 11, 1984—2:10 p.m. (CST)—Hearnes Center—Columbia, Mo. (TV)



**NORM STEWART**  
Head Coach

**School location:** Columbia, Mo. 65205  
**Nickname:** Tigers  
**Colors:** Old Gold & Black  
**Enrollment:** 24,000  
**Conference:** Big Eight  
**Home court:** Hearnes Center (1972)  
**Capacity:** 12,882  
**Chancellor:** Dr. Barbara S. Uehling  
**Athletic Director:** Dave Hart  
**Head Coach:** Norm Stewart (Missouri, 1956)  
**Career record:** 399-196 in 22 years, 302-154 in 14 years at MU  
**Stewart's office telephone:** 314-882-6501 x220  
**Best time to reach Coach Stewart:** Mornings, non-game days  
**Assistant Coaches:** Bob Sundvold (South Dakota St., 1977), Rich Daly (NE Missouri St., 1962), Gary Filbert (Missouri, 1955)  
**Sports Information Director:** Bill Callahan (office 314-882-6501 x210, home 314-442-5826)  
**Assistant SID:** Bob Brendel (office ext. 211, home 314-874-0829)



**GREG CAVENER**  
Forward

**1982-83 record:** 26-8, 12-2 in Big Eight—1st.

**Lettermen returning (6):** (starters in CAPS) GREG CAVENER, f, 6-10, jr., 10.8 ppg, 8.6 rpg; RON JONES, f, 6-4, sr., 7.1, 3.9; PRINCE BRIDGES, g, 6-1, sr., 6.2, 1.2; Mark Sparks, f, 6-8, jr., 3.2, 1.0; Dwight Moody, f, 6-6, jr., 2.2, 1.6; Bill Roundtree, g, 6-1, so., 1.4, 0.3.

**Lettermen lost (5):** STEVE STIPANOVICH, c, 6-11, 18.4, 8.8; JON SUNDVOLD, g, 6-2, 17.1, 2.4; Mark Dressler, g, 6-6, 6.3, 3.6; Michael Walker, g, 6-4, 2.9, 1.3; Barry Laurie, g, 6-0, 1.0, 0.3.

**Newcomers (6):** Cecil Estes, g-f, 6-5, fr.; Tony McDuffie, g, 6-2, fr.; Ted Mimitz, g, 6-5, fr.; Jeff Nolan, f, 6-7, fr.; Malcolm Thomas, f, 6-7, jr.; Blake Wortham, f, 6-10, so.

**Series history:** Missouri leads, 84-70, after the Tigers swept three games last year. 79-56 at Columbia, 54-51 in Lincoln, and 69-63 in the Big Eight semifinals at Kansas City.

## 1983-84 TIGERS' SCHEDULE

Nov. 26	North Carolina (@ Greensboro)	Jan. 21	at Nebraska
Nov. 29	Nebraska-Omaha	Jan. 24	Iowa State
Dec. 2-3	Show-Me Classic at Columbia	Jan. 28	at Oklahoma State
Dec. 7	Washington	Jan. 30	at North Carolina St.
Dec. 11	Ohio State	Feb. 1	Colorado
Dec. 14	at Chaminade	Feb. 4	at Oklahoma
Dec. 18	at Hawaii-Hilo	Feb. 8	Kansas State
Dec. 22	Michigan State	Feb. 11	Nebraska
Dec. 28	Illinois (@ St. Louis)	Feb. 15	at Iowa State
Jan. 4	Wisconsin-Green Bay	Feb. 18	Kansas
Jan. 7	at Marquette	Feb. 22	at Colorado
Jan. 11	Northern Iowa	Feb. 26	Oklahoma State
Jan. 14	at Dayton	Feb. 28	Oklahoma
Jan. 18	at Kansas	Mar. 3	at Kansas State
		Mar. 6-10	Big Eight Tournament



## Series History

## Missouri leads, 83-71

**Series at Bob Devaney Sports Center:** Nebraska leads, 4-3. Missouri is 5-4 overall, including wins over San Jose State and Notre Dame in 1980 NCAA Midwest Regional.

**Series at Hearnes Center:** Missouri leads, 10-2.

Year	Neb.	M.U.	Year	Neb.	M.U.	Year	Neb.	M.U.
1907-08	43	31	1940-41	40	29 (H)	1961-62	65	63 (A)
1008-09	24	26		38	36 (A)		63	81 (H)
1910-11	26	39	1941-42	51	45 (H)	1962-63	61	69 (H)
	19	16		41	40 (A)		72	84 (A)
	30	23	1942-43	39	36 (A)	1963-64	74	69 (H)
	20	23		56	50 (H)		60	78 (A)
1916-17	16	18	1943-44	32	36 (H)	1964-65	74	92 (H)
	7	18		29	44 (A)		66	84 (A)
1917-18	8	16	1944-45	41	47 (H)	1965-66 (ot)	69	67 (B)
1918-19	35	25		54	55 (A)		82	60 (H)
	28	13	1945-46*	54	63 (A)		71	53 (A)
	28	26		44	42 (A)	1966-67	99	82 (H)
	21	14		42	39 (H)		80	73 (A)
1921-22	31	46	1946-47	41	47 (A)	1967-68	75	66 (H)
	16	55		49	60 (H)		70	91 (A)
1922-23	18	33	1947-48	46	44 (B)	1968-69	76	70 (B)
	23	39		54	66 (H)		87	71 (H)
1923-24	24	18		41	47 (A)	1969-70	60	79 (A)
	31	11	1948-49	50	52 (B)		60	48 (H)
1924-25	25	20 (A)		47	46 (H)		63	80 (A)
	24	21 (H)		52	48 (A)	1970-71	81	72 (H)
1925-26	24	26 (H)	1949-50	50	41 (H)		65	77 (A)
	22	24 (A)		55	48 (A)	1971-72	64	76 (B)
1926-27	35	23	1950-51	54	52 (B)		65	80 (A)
	27	22		54	52 (H)		54	61 (H)
1927-28	15	36 (A)		57	68 (A)	1972-73	65	78 (H)
	36	26 (H)	1951-52	55	60 (H)		70	86 (A)
1928-29	25	30 (H)		53	68 (A)	1973-74	75	58 (H)
	39	33 (A)	1952-53	73	62 (H)		88	87 (A)
1929-30	21	27 (A)		59	66 (A)	1974-75	74	88 (A)
	34	31 (H)	1953-54	57	72 (B)		80	77 (H)
1930-31	42	32 (H)		80	72 (H)	1975-76	57	62 (H)
	20	33 (A)		67	82 (A)	(ot)	84	95 (A)
1931-32	18	30 (A)	1954-55	58	75 (B)	1976-77	63	76 (A)
	28	32 (H)		59	67 (A)		60	58 (H)
1932-33	33	37 (A)		73	76 (H)	1977-78	56	55 (H)
	31	39 (H)	1955-56	66	71 (B)		52	74 (A)
1933-34	26	36 (A)		83	77 (H)	**58	61 (A)	
	34	27 (H)		80	88 (A)	1978-79 (ot)	58	56 (B)
1934-35	31	32 (A)	1956-57	70	65 (B)		60	76 (A)
	21	23 (H)		84	65 (A)		76	64 (H)
1935-36	31	26 (H)		53	49 (H)	1979-80	63	84 (H)
	43	33 (A)	1957-58	54	55 (A)		60	73 (A)
1936-37	31	22 (A)		67	62 (H)	1980-81	66	53 (H)
	50	21 (H)	1958-59	81	69 (H)		45	55 (A)
1937-38	18	27 (H)		81	79 (A)	1981-82	42	44 (H)
	40	38 (A)	1959-60	78	67 (B)		67	51 (A)
1938-39	41	54 (A)		61	69 (A)		**53	58 (N)
	36	46 (H)		64	59 (H)	1982-83	56	79 (A)
1939-40	33	46 (A)	1960-61	90	72 (B)		51	54 (H)
	40	41 (H)		62	48 (H)		**63	69 (N)
				76	97 (A)	<b>Totals</b>	<b>7,870</b>	<b>8,004</b>

\*at Kansas City, Mo.

\*\*Big Eight Tournament.

Key: (H)—Home Games, (A)—Away, (B)—Big Eight Holiday Tournament, (OT)—Overtime

# UNIVERSITY OF OKLAHOMA

Feb. 8, 1984—7:35 p.m. (CST)—Bob Devaney Sports Center—Lincoln, Neb.

March 1, 1984—8:10 p.m. (CST)—Lloyd Noble Center—Norman, Okla. (TV)



**BILLY TUBBS**  
Head Coach

School location: Norman, Okla. 73019  
**Nickname:** Sooners  
**Colors:** Crimson & Cream  
**Enrollment:** 21,700  
**Conference:** Big Eight  
**Home court:** Lloyd Noble Center (1975)  
**Capacity:** 10,871  
**President:** Dr. William S. Banowsky  
**Athletic Director:** Wade Walker  
**Head Coach:** Billy Tubbs (Lamar, 1958)  
**Career record:** 161-106 in nine years, 55-38 in three years at OU  
**Basketball office telephone:** 405-325-6511 x301  
**Best time to reach Coach Tubbs:** 10 a.m.-noon  
**Assistant Coaches:** Mike Newell (Sam Houston State, 1973), Mike Mims (Central State, 1969), Mike Anderson (East Central Oklahoma State, 1980)  
**Sports Information Director:** Mike Treps (office 405-325-6511 x225, home 405-364-9392)  
**Assistant SID:** Kerry Tharp (office x227, home 405-360-1975)



**WAYMAN TISDALE**  
Forward/Center

**1982-83 record:** 24-9, 10-4 in Big Eight—2nd.

**Lettermen returning (7):** (starters in CAPS) WAYMAN TISDALE, f-c, 6-9, so., 24.6 ppg, 10.3 rpg; Calvin Pierce, f, 6-6, sr., 5.7, 4.5; Jan Pannell, g, 6-1, sr., 4.9, 2.0; Shawn Clark, g, 6-3, so., 3.1, 0.9; Jerome Johnson, f, 6-8, so., 1.6, 2.2; William Tisdale, g-f, 6-4, so., 1.4, 0.4; Don Gandy, g, 6-4, sr., 1.0, 0.6.

**Lettermen lost (5):** DAVID LITTLE, f, 6-7, 18.7, 6.3; CHUCKY BARNETT, g, 6-4, 11.6, 3.1; CHARLES JONES, c, 6-10, 8.5, 6.9; BO OVERTON, g, 6-3, 8.3, 2.4; Bruce Lee, f, 6-7, 0.9, 2.3.

**Newcomers (7):** Darryl Kennedy, g-f, 6-5, fr.; David Johnson, f-c, 6-8, fr.; Tim McCalister, g, 6-2, fr.; Joe Seager, c, 6-10, fr.; Dave Sieger, f, 6-7, fr.; Mark Wade, g, 6-0, fr.; Chuck Watson, f, 6-7, fr.

**Series history:** Oklahoma leads, 71-69, after the teams split two games last year. Nebraska won in Lincoln, 60-59, Oklahoma won at Norman, 84-71.

## 1983-84 SOONERS' SCHEDULE

Nov. 25-27	Great Alaska Shootout at Anchorage	Jan. 24	OkJahoma State
Dec. 3	Central Missouri State	Jan. 28	at Memphis State
Dec. 6	Arkansas State	Jan. 31	Kansas
Dec. 8	Georgia State	Feb. 4	Missouri
Dec. 10	Arizona State	<b>Feb. 8</b>	<b>at Nebraska</b>
Dec. 17	Southwestern (Kan.)	Feb. 11	Kansas State
Dec. 23	at Oklahoma City	Feb. 15	at Oklahoma State
Dec. 28-29	All-College Tourney at Oklahoma City	Feb. 18	Colorado
Jan. 4	McNeese State	Feb. 22	at Kansas
Jan. 7	at Syracuse	Feb. 25	Iowa State
Jan. 11	at Iowa State	Feb. 28	at Missouri
Jan. 14	Nicholls State	<b>Mar. 1</b>	<b>Nebraska</b>
Jan. 18	at Colorado	Mar. 3	Nevada—Las Vegas
Jan. 21	at Kansas State	Mar. 6-10	Big Eight Tournament



## Series History

## Oklahoma leads, 71-69

Series at Bob Devaney Sports Center: Nebraska leads, 6-2.

Series at Lloyd Noble Arena: Oklahoma leads, 6-2.

Year	Neb.	O.U.	Year	Neb.	O.U.	Year	Neb.	O.U.
1920-21	34	20	1945-46	48	70 (A)	1965-66	92	79 (B)
	32	21		44	51 (H)		86	78 (H)
1921-22	21	29	1946-47	52	63 (B)		85	81 (A)
	39	34		44	41 (H)	1966-67	87	89 (A)
1922-23	25	19		49	61 (A)		97	78 (H)
	25	31	1947-48	57	79 (A)	1967-68	75	65 (B)
1923-24	35	21		74	81 (H)		110	90 (H)
	20	32	1948-49	45	47 (A)		89	83 (A)
1924-25	23	18 (A)		49	56 (H)	1968-69	70	47 (B)
	31	17 (H)		*57	56		90	83 (H)
1926-27	37	29	1949-50	57	55 (A)		70	64 (A)
	36	26		48	64 (H)	1969-70	70	60 (A)
1927-28	36	38 (H)	1950-51	49	72 (A)		79	66 (H)
	28	43 (A)		46	44 (H)	1970-71	67	79 (A)
1928-29	20	29 (A)	1951-52	67	66 (H)		56	65 (H)
	34	39 (H)		59	65 (A)	1971-72	84	68 (B)
1929-30	35	30 (H)	1952-53	59	53 (A)		77	70 (H)
	47	37 (A)		70	78 (H)		70	72 (A)
1930-31	36	30 (A)	1953-43	70	86 (B)	1972-73	74	67 (H)
	41	30 (H)		76	72 (H)		59	67 (A)
1931-32	34	37 (H)		68	76 (A)	1973-74	63	58 (H)
	32	46 (A)	1954-55	75	67 (H)		68	85 (A)
1932-33	35	39 (A)		70	78 (A)	1974-75	75	64 (B)
	27	38 (H)	1955-56 (ot)	68	61 (A)		68	61 (A)
1933-34	36	44 (H)	(ot)	64	63 (H)	(ot)	57	65 (H)
	23	53 (A)	1956-57	53	55 (A)	1975-76	75	53 (B)
1934-35	32	36 (A)		64	55 (H)		68	67 (H)
	32	24 (H)	1957-58	57	54 (H)		60	65 (A)
1935-36	40	33 (A)		39	66 (A)	1976-77	66	56 (B)
	55	28 (H)	1958-59	60	43 (B)		58	65 (H)
1936-37	31	34 (H)		48	54 (A)		62	72 (A)
	33	29 (A)		54	65 (H)	1977-78	75	68 (B)
1937-38	48	50 (A)	1959-60	54	63 (A)		78	64 (A)
	52	42 (H)		49	50 (H)		68	74 (H)
1938-39	39	56 (A)	1960-61	56	69 (A)	1978-79	69	53 (B)
	45	53 (H)		83	61 (H)		74	56 (H)
1939-40	41	56 (H)	1961-62	57	56 (H)		58	79 (A)
	28	45 (A)		71	69 (A)	1979-80	59	58 (H)
1940-41	29	40 (H)	1962-63	93	86 (B)		60	78 (A)
	43	42 (A)		77	84 (A)		**75	68 (H)
1941-42	29	37 (A)		75	77 (H)	1980-81	71	59 (A)
	41	46 (H)	1963-63	66	75 (B)		90	63 (H)
1942-43	32	56 (H)		76	69 (H)	1981-82	48	51 (A)
	48	65 (A)		76	82 (A)		65	51 (H)
1943-44	35	45 (A)	1964-65	82	89 (A)	1982-83	60	59 (H)
	32	43 (H)		67	63 (H)		71	84 (A)
1944-45	37	44 (H)				<b>Totals</b>	<b>7,827</b>	<b>7,913</b>
	45	48 (A)						

\*NCAA Playoff at Kansas City, Mo.

\*\*Big Eight Tournament.

Key: (H)—Home Games, (A)—Away, (B)—Big Eight Holiday Tournament, (OT)—Overtime

# OKLAHOMA STATE UNIVERSITY

Feb. 1, 1984—7:35 p.m. (CST)—Bob Devaney Sports Center—Lincoln, Neb.

Feb. 22, 1984—7:35 p.m. (CST)—Gallagher Hall—Stillwater, Okla.



**PAUL HANSEN**  
Head Coach

**School location:** Stillwater, Okla. 74078  
**Nickname:** Cowboys  
**Colors:** Orange & Black  
**Enrollment:** 23,069  
**Conference:** Big Eight  
**Home court:** Gallagher Hall (1939)  
**Capacity:** 6,640  
**President:** Dr. L. L. Boger  
**Athletic Director:** Myron Roderick  
**Head Coach:** Paul Hansen (Oklahoma City, 1951)  
**Career record:** 149-124 in 10 years, 67-45 in four years at OSU  
**Basketball office telephone:** 405-624-5845  
**Best time to reach Coach Hansen:** Mornings  
**Assistant Coaches:** Darrel Johnson (Bethany Nazarene, 1977), John Gray (Texas-Arlington, 1981)  
**Sports Information Director:** Pat Quinn (office 405-624-5749, home 405-377-4654)  
**Assistant SID:** Steve Buzzard (home 405-624-2267)



**JOE ATKINSON**  
Forward

**1982-83 record:** 24-7, 9-5 in Big Eight—3rd, tie.

**Lettermen returning (7):** (starters in CAPS) JOE ATKINSON, f, 6-7, so., 12.8 ppg, 9.3 rpg (1981-82 starter); RAYMOND CRENSHAW, f, 6-7, sr., 12.5, 7.2; CHARLES WILLIAMS, f, 6-6, jr., 6.2, 3.3; Bill Self, g, 6-3, jr., 5.7, 1.9; Rick Anderson, f, 6-8, jr., 1.9, 1.4; David Taylor, f, 6-6, so., 1.2, 0.9; Anthony Epps, f, 6-8, sr., 0.9, 0.1.

**Lettermen lost (3):** LEROY COMBS, c, 6-8, 17.3, 8.7; LORENZA ANDREWS, f-g, 6-3, 16.1, 2.6; MATT CLARK, g, 6-3, 14.1, 3.0.

**Newcomers (3):** Shawn Baker, c-f, 6-9, fr.; Dion Campbell, g, 6-4, fr.; Winfred Case, g, 5-10, jr.

**Series history:** Nebraska leads, 43-28, after the teams split two games last year. OSU won in Stillwater, 71-63 in double overtime. NU won in Lincoln, 77-68.

## 1983-84 COWBOYS' SCHEDULE

Nov. 26	at Centenary	Jan. 21	Colorado
Nov. 28	at Houston Baptist	Jan. 24	at Oklahoma
Nov. 30	Florida International	Jan. 28	Missouri
Dec. 3	Texas A&I	<b>Feb. 1</b>	<b>at Nebraska</b>
Dec. 5	at Oral Roberts	Feb. 4	at Iowa State
Dec. 7	Central Missouri St.	Feb. 8	Kansas
Dec. 10	St. Louis	Feb. 11	at Colorado
Dec. 17	Tulsa	Feb. 15	Oklahoma
Dec. 21-22	Orange Bowl Classic at Miami, Fla.	Feb. 18	at Kansas State
Dec. 29-30	Merrill-Lynch Classic at Dayton, Ohio	<b>Feb. 22</b>	<b>Nebraska</b>
Jan. 14	Texas-Arlington	Feb. 26	at Missouri
Jan. 18	Kansas State	Feb. 29	Iowa State
		Mar. 3	at Kansas
		Mar. 6-10	Big Eight Tournament



## Series History

Series at Bob Devaney Sports Center: Nebraska leads, 9-0.  
Series at Gallagher Hall: Oklahoma State leads, 16-9.

## Nebraska leads, 43-28

Year	Neb.	OSU	Year	Neb.	OSU	Year	Neb.	OSU
1926-27	24	27 (A)	1965-66	45	41 (A)	1974-75	73	58 (H)
	35	25 (H)		85	64 (H)		59	58 (A)
1927-28	21	32 (H)	1966-67	73	64 (B)	1975-76	56	49 (B)
	43	47 (A)		67	57 (A)		52	48 (A)
1935-36*	19	36		88	71 (H)		60	54 (H)
1947-48	46	47 (B)	1967-68	48	46 (B)	1976-77	66	54 (H)
1948-49**	35	52		63	62 (A)		60	62 (A)
1958-59	55	48 (B)		82	73 (H)	1977-78	70	58 (B)
	47	44 (H)	1968-69	52	76 (H)		63	57 (H)
	39	54 (A)		63	72 (A)		67	56 (A)
1959-60	47	52 (A)	1969-70	58	81 (A)		***71	63 (H)
	54	47 (H)		61	55 (H)	1978-79	57	66 (A)
1960-61	70	61 (B)	1970-71	71	58 (B)		76	67 (H)
	47	55 (A)		80	59 (H)	1979-80 (ot)	74	73 (H)
	61	65 (H)		57	55 (A)		68	83 (A)
1961-62	52	51 (B)	1971-72	64	56 (B)	1980-81	70	81 (A)
	57	56 (H)		73	59 (H)		62	54 (H)
	64	65 (A)		64	63 (A)	1981-82	50	52 (A)
1962-63	41	51 (A)	1972-73	73	75 (B)		75	63 (H)
	49	48 (H)		55	68 (H)		***60	49 (H)
1963-64	54	53 (H)		76	64 (A)	1982-83 (2ot)	63	71 (A)
	45	81 (A)	1973-74	69	62 (B)		77	68 (H)
1964-65	61	74 (B)		66	79 (A)	<b>Totals</b>	<b>4,206</b>	<b>4,213</b>
	54	93 (A)		71	63 (H)			
	53	55 (H)						

\*Pre-Olympic at Kansas City, Mo., \*\*NCAA Playoff at Kansas City, Mo., \*\*\*Big Eight Tournament.

Key: (H)—Home Games, (A)—Away, (B)—Big Eight Holiday Tournament, (OT)—Overtime



## BIG EIGHT SERIES RECORDS

### Nebraska vs. Colorado—

Consecutive wins (year ended): Nebraska 8 (1949-50, first eight games of series); Colorado 11 (1964-65).

Points scored: Nebraska 88, at Boulder, Mar. 5, 1966; Colorado 95, at Boulder, Mar. 5, 1966.

Combined score: 183, Colorado 95, Nebraska 88, at Boulder, Mar. 5, 1966.

Winning margin: Nebraska 27, in Lincoln, Feb. 3, 1979 (79-52); Colorado 42, at Big Seven Tournament, Dec. 29, 1954 (89-47).

### Nebraska vs. Iowa State—

Consecutive wins (year ended): Nebraska 9 (1914-15); Iowa State 7 (1962-63).

Points scored: Nebraska 94 twice, in Lincoln, Feb. 11, 1967, in Lincoln, March 8, 1983; Iowa State 99, at Ames, Jan. 25, 1969.

Combined score: 192, Iowa State 99, Nebraska 93, at Ames, Jan. 25, 1969.

Winning margin: Nebraska 29, in Lincoln, Feb. 15, 1936 (49-20); Iowa State 32, in Lincoln, Jan. 8, 1944 (58-35).

### Nebraska vs. Kansas—

Consecutive wins (year ended): Nebraska 8 (1912-13); Kansas 12 (twice, 1944-45, 1954-55).

Points scored: Nebraska 99, in Lincoln, Feb. 19, 1972; Kansas 110, at Lawrence, Feb. 26, 1966.

Combined score: 187, Kansas 100, Nebraska 87, at Lawrence, Feb. 17, 1970.

Winning margin: Nebraska 40, in Lincoln, Mar. 2, 1900 (48-8); Kansas 56, at Lawrence, Feb. 8, 1958 (102-46).

### Nebraska vs. Kansas State—

Consecutive wins (year ended): Nebraska 6 (1937-38); Kansas State 11 (1964-65).

Points scored: Nebraska 92, in Lincoln, Feb. 10, 1968; Kansas State 108, at Manhattan, Mar. 10, 1953.

Combined score: 188, Kansas State 108, Nebraska 80, at Manhattan, Mar. 10, 1953.

Winning margin: Nebraska 36, 1905-06 (50-14, first game of series); Kansas State 36, at Manhattan, Feb. 4, 1957 (89-53).

### Nebraska vs. Missouri—

Consecutive wins (year ended): Nebraska 6 (three times, 1943-44, 1950-51, 1967-68); Missouri 6 (three times, 1933-34, 1940-41, 1973-74).

Points scored: Nebraska 99, in Lincoln, Jan. 28, 1967; Missouri 97, at Columbia, Mar. 6, 1961.

Combined score: 181, Nebraska 99, Missouri 82, in Lincoln, Jan. 28, 1967.

Winning margin: Nebraska 29, in Lincoln, Feb. 19, 1937 (50-21); Missouri 39, 1921-22 (55-16).



## Nebraska vs. Oklahoma—

Consecutive wins (year ended): Nebraska 9 (1970-71); Oklahoma 11 (1946-47).  
Points scored: Nebraska 110, in Lincoln, Jan. 27, 1968; Oklahoma 99, at Norman, Jan. 9, 1967.  
Combined score: 200, Nebraska 110, Oklahoma 90, in Lincoln, Jan. 27, 1968.  
Winning margin: Nebraska 27, in Lincoln, Feb. 24, 1936 (55-28), in Lincoln, Feb. 28, 1981 (90-63); Oklahoma 30, at Norman, Feb. 17, 1934 (53-23).

## Nebraska vs. Oklahoma State—

Consecutive wins (year ended): Nebraska 8 (1968-69); Oklahoma State 6 (1958-59).  
Points scored: Nebraska 88, in Lincoln, Mar. 6, 1967; Oklahoma State 93, at Stillwater, Jan. 9, 1965.  
Combined score: 159, Nebraska 88, Oklahoma State 71, in Lincoln, Mar. 6, 1967.  
Winning margin: Nebraska 21, in Lincoln (twice), Mar. 7, 1966 (85-64), Jan. 30, 1971 (80-59); Oklahoma State 39, at Stillwater, Jan. 9, 1965 (93-54).

# BIG EIGHT CONFERENCE

## 1983-84 COMPOSITE BASKETBALL SCHEDULE

Nov. 25	Kansas State at Horizon Tournament, Rosemont, Ill. Oklahoma at Great Alaska Shootout, Anchorage, Alaska Rockhurst at Colorado	Dec. 3	Creighton at Nebraska Central Missouri State at Oklahoma Morehead State at Kansas Oregon at Colorado Show-Me Classic at Missouri Texas at Iowa State Texas A&I at Oklahoma State U.S. International at Kansas State
Nov. 26	Augustana (S.D.) at Nebraska Kansas at Houston (CBS-TV) Kansas State at Horizon Tournament, Rosemont, Ill. Missouri vs. North Carolina at Greensboro, N.C. Oklahoma at Great Alaska Shootout, Anchorage, Alaska Oklahoma State at Centenary St. Cloud State at Iowa State	Dec. 5	Nebraska at Wisconsin Arizona at Iowa State Colorado at Utah Jackson State at Kansas Oklahoma State at Oral Roberts
Nov. 27	Oklahoma at Great Alaska Shootout, Anchorage, Alaska	Dec. 6	Arkansas State at Oklahoma
Nov. 28	Texas Tech at Nebraska Oklahoma State at Houston Baptist Regis at Colorado	Dec. 7	Northeast Missouri State at Nebraska Centenary at Kansas State Central Missouri State at Oklahoma State Colorado State at Colorado Washington at Missouri
Nov. 29	Nebraska-Omaha at Missouri Oral Roberts at Kansas State	Dec. 8	Georgia State at Oklahoma
Nov. 30	Florida International at Oklahoma State Vanderbilt at Iowa State	Dec. 10	Arkansas at Nebraska Arizona State at Oklahoma Colorado at California-Irvine Iowa State at Creighton Kentucky at Kansas (TV) St. Louis at Oklahoma State Wisconsin at Kansas State
Dec. 1	Kansas at St. Louis		
Dec. 2	Show-Me Classic at Missouri		

Continued Next Page

## BIG EIGHT COMPOSITE SCHEDULE, CONT.

Dec. 11	Ohio State at Missouri	Jan. 4	Colorado State at Nebraska McNeese State at Oklahoma Texas at Kansas State Wisconsin-Green Bay at Missouri
Dec. 12	South Dakota at Iowa State	Jan. 5	Wyoming at Colorado
Dec. 14	Missouri at Chaminade	Jan. 7	Northwest Missouri State at Nebraska Florida International at Kansas Kansas State at Northern Iowa Missouri at Marquette Oklahoma at Syracuse (CBS-TV)
Dec. 17	<b>Northern Iowa at Nebraska</b> Florida Southern at Kansas Iowa State at Drake Kansas State at Nevada-Las Vegas (TV) Southwestern (Kan.) at Oklahoma Tulsa at Oklahoma State	Jan. 9	Northern Iowa at Iowa State Pepperdine at Colorado
Dec. 18	Missouri at Hawaii-Hilo	Jan. 11	Oklahoma at Iowa State (TV) Northern Iowa at Missouri Texas Southern at Kansas
Dec. 19	Colorado at Iowa Mankato State at Iowa State Oral Roberts at Kansas	Jan. 12	Colorado at Marquette Eastern Washington at Kansas State
Dec. 20	<b>Nebraska at Wyoming</b>	Jan. 14	<b>Eastern Washington at Nebraska</b> Colorado at Kansas Iowa at Iowa State (TV) Missouri at Dayton Nicholls State at Oklahoma Oklahoma State at Texas-Arlington Southern Colorado at Kansas State
Dec. 21	Colorado at Duke Kansas State at Indiana (TV) Oklahoma State at Orange Bowl Classic, Miami, Fla.	Jan. 18	<b>Nebraska at Iowa State</b> Kansas State at Oklahoma State Missouri at Kansas (TV) Oklahoma at Colorado
Dec. 22	Iowa State at Colorado State Kansas at Ohio State Michigan State at Missouri Oklahoma State at Orange Bowl Classic, Miami, Fla.	Jan. 21	<b>Missouri at Nebraska</b> Colorado at Oklahoma State Kansas at Iowa State Oklahoma at Kansas State (TV)
Dec. 23	Cal. State-Northridge at Kansas State Oklahoma at Oklahoma City	Jan. 24	Iowa State at Missouri Oklahoma State at Oklahoma (TV)
Dec. 27	Texas Christian at Colorado	Jan. 25	<b>Nebraska at Kansas (TV)</b> Kansas State at Colorado
Dec. 28	<b>Nebraska at Cotton States Classic, Atlanta, Ga.</b> Kansas at Sugar Bowl Tournament, New Orleans, La. Missouri vs. Illinois at St. Louis, Mo. Oklahoma at All-College Tournament, Oklahoma City, Okla.	Jan. 28	<b>Nebraska at Colorado</b> Kansas State at Kansas (TV) Missouri at Oklahoma State Oklahoma at Memphis State (NBC-TV)
Dec. 29	<b>Nebraska at Cotton States Classic, Atlanta, Ga.</b> Iowa State at Hoosier Classic, Indiana- polis, Ind. Kansas at Sugar Bowl Tournament, New Orleans, La. Oklahoma at All-College Tournament, Oklahoma City, Okla. Oklahoma State at Merrill Lynch Clas- sic, Dayton, Ohio	Jan. 30	Missouri at North Carolina State
Dec. 30	Iowa State at Hoosier Classic, Indiana- polis, Ind. Loyola (Ill.) at Colorado Oklahoma State at Merrill Lynch Clas- sic, Dayton, Ohio	Jan. 31	Kansas at Oklahoma (TV)
Jan. 2	Iowa State at Minnesota	Feb. 1	<b>Oklahoma State at Nebraska</b> Colorado at Missouri Iowa State at Kansas State (TV)
		Feb. 4	<b>Nebraska at Kansas State (TV)</b> Missouri at Oklahoma (TV) Oklahoma State at Iowa State
		Feb. 5	Wichita State at Kansas (NBC-TV)

Feb. 8	<b>Oklahoma at Nebraska (TV)</b> Iowa State at Colorado (TV) Kansas at Oklahoma State Kansas State at Missouri	Feb. 25	<b>Colorado at Nebraska (TV)</b> Iowa State at Oklahoma Kansas at Kansas State
Feb. 11	<b>Nebraska at Missouri (TV)</b> Iowa State at Kansas Kansas State at Oklahoma Oklahoma State at Colorado (TV)	Feb. 26	Oklahoma State at Missouri
Feb. 15	<b>Kansas at Nebraska</b> Colorado at Kansas State (TV) Missouri at Iowa State Oklahoma at Oklahoma State (TV)	Feb. 28	<b>Kansas State at Nebraska</b> Oklahoma at Missouri (TV)
Feb. 18	<b>Iowa State at Nebraska</b> Colorado at Oklahoma Kansas at Missouri (TV) Oklahoma State at Kansas State	Feb. 29	Iowa State at Oklahoma State Kansas at Colorado
Feb. 22	<b>Nebraska at Oklahoma State</b> Kansas State at Iowa State Missouri at Colorado Oklahoma at Kansas (TV)	Mar. 1	<b>Nebraska at Oklahoma (TV)</b>
		Mar. 3	Colorado at Iowa State Missouri at Kansas State Oklahoma State at Kansas (TV) Nevada-Las Vegas at Oklahoma (NBC-TV)
		Mar. 6	First Round, Big Eight Tournament, at campus sites
		Mar. 9	Semifinals, Big Eight Tournament, at Kansas City, Mo.
		Mar. 10	Final, Big Eight Tournament, at Kansas City, Mo.

NOTE: Games followed by "TV" in parentheses are part of the Katz/Anheuser-Busch television package.

## 1983-84 BIG EIGHT TELEVISION SERIES

### Katz/Anheuser-Busch (All times Central)

Dec. 10	Kentucky at Kansas—8:10 p.m.	Feb. 11	Nebraska at Missouri—2:10 p.m.
Dec. 17	Kansas State at Nevada-Las Vegas—TBA		Oklahoma State at Colorado—4:10 p.m.
Dec. 21	Kansas State at Indiana—TBA	Feb. 15	Colorado at Kansas State—8:10 p.m.
Jan. 11	Oklahoma at Iowa State—8:10 p.m.		Oklahoma at Oklahoma State—8:10 p.m.
Jan. 14	Iowa at Iowa State—3:10 p.m.	Feb. 18	Kansas at Missouri—3:10 p.m.
Jan. 18	Missouri at Kansas—8:10 p.m.	Feb. 22	Oklahoma at Kansas—8:10 p.m.
Jan. 21	Oklahoma at Kansas State—2:10 p.m.	Feb. 25	Colorado at Nebraska—3:10 p.m.
Jan. 24	Oklahoma State at Oklahoma—8:10 p.m.	Feb. 28	Oklahoma at Missouri—8:10 p.m.
Jan. 25	Nebraska at Kansas—8:10 p.m.	Mar. 1	Nebraska at Oklahoma—8:10 p.m.
Jan. 28	Kansas State at Kansas—4:10 p.m.	Mar. 3	Oklahoma State at Kansas—4:10 p.m.
Jan. 31	Kansas at Oklahoma—8:10 p.m.	Mar. 6	First Round, Big Eight Tournament
Feb. 1	Iowa State at Kansas State—8:10 p.m.	Mar. 9	Semifinals, Big Eight Tournament
Feb. 4	Missouri at Oklahoma—2:10 p.m.	Mar. 10	Final, Big Eight Tournament
	Nebraska at Kansas State—4:10 p.m.		
Feb. 8	Iowa State at Colorado—9:10 p.m.		
	Oklahoma at Nebraska—8:10 p.m.		

# 1983-84 NEBRASKA BASKETBALL TRAVEL PLANS

(subject to change)

## UNIVERSITY OF WISCONSIN (Madison, Wis.)

**Sunday, December 4**—Leave Lincoln, 9:02 a.m. (United 316)  
Arrive Madison, 12:10 p.m. (Northwest 287)

**Practice:** 5 p.m., Dec. 4; 12 noon, Dec. 5

**Headquarters:** Howard Johnson's Downtown (608-251-5511)

**Tuesday, December 6**—Leave Madison, 7:30 a.m. (Northwest 750)  
Arrive Lincoln, 11:07 a.m. (United 901)

## UNIVERSITY OF WYOMING (Laramie, Wyo.)

**Monday, December 19**—Leave Lincoln, 10:51 a.m. (Frontier 39)  
Arrive Laramie, 1:28 p.m. (MST) (Frontier 711)

**Practice:** 5 p.m., Dec. 19; 12 noon, Dec. 20

**Headquarters:** Ramada Inn (307-742-3721)

**Wednesday, December 21**—Leave Laramie, 1:43 p.m. (Frontier 711)  
Arrive Lincoln, 6:29 p.m. (CST) (Frontier 306)

## COTTON STATES CLASSIC (Atlanta, Ga.)

**Monday, December 26**—Leave Omaha, 3:15 p.m. (Northwest 212)  
Arrive Atlanta, 8:19 p.m. (EST) (Northwest 754)

**Practice:** 1 p.m., Dec. 27; Dec. 28 (TBA); Dec. 29 (TBA)

**Headquarters:** Omni Hotel (404-659-0000)

**Friday, December 30**—Leave Atlanta, 9:00 a.m. (Northwest 705)  
Arrive Omaha, 11:55 a.m. (CST) (Northwest 307)

## IOWA STATE UNIVERSITY (Ames, Iowa)

**Tuesday, January 17**—Leave Lincoln, 4:30 p.m. (state planes)  
Arrive Ames, 5:45 p.m.

**Practice:** 12 noon, Jan. 18

**Headquarters:** Gateway Center Hotel (515-292-8600)

**Wednesday, January 18**—Leave Ames, 11 p.m.  
Arrive Lincoln, 12:15 a.m., Jan. 19

## UNIVERSITY OF KANSAS (Lawrence, Kan.)

**Tuesday, January 24**—Leave Lincoln, 4:30 p.m. (state planes)  
Arrive Lawrence, 5:30 p.m.

**Practice:** 12 noon, Jan. 25

**Headquarters:** Ramada Inn (913-842-7030)

**Wednesday, January 25**—Leave Lawrence, 11 p.m.  
Arrive Lincoln, 12 midnight

### **UNIVERSITY OF COLORADO (Boulder, Colo.)**

**Friday, January 28**—Leave Lincoln, 11:50 a.m. (United 331)  
Arrive Denver, 12:02 p.m. (MST)

**Practice:** TBA

**Headquarters:** Hilton Harvest House Hotel (303-443-3850)

**Saturday, January 29**—Leave Denver, 11:20 a.m. (United 816)  
Arrive Lincoln, 1:33 p.m. (CST)

### **KANSAS STATE UNIVERSITY (Manhattan, Kan.)**

**Friday, February 3**—Leave Lincoln, 4:30 p.m. (state planes)  
Arrive Manhattan, 5:20 p.m.

**Practice:** TBA

**Headquarters:** University Ramada Inn (913-539-7531)

**Saturday, February 4**—Leave Manhattan, 7:30 p.m.  
Arrive Lincoln, 8:20 p.m.

### **UNIVERSITY OF MISSOURI (Columbia, Mo.)**

**Friday, February 10**—Leave Lincoln, 4:30 p.m. (state planes)  
Arrive Columbia, 6:15 p.m.

**Practice:** TBA

**Headquarters:** Howard Johnson's (314-442-1191)

**Saturday, February 11**—Leave Columbia, 5:30 p.m.  
Arrive Lincoln, 7:15 p.m.

### **OKLAHOMA STATE UNIVERSITY (Stillwater, Okla.)**

**Tuesday, February 21**—Leave Lincoln, 4:30 p.m. (state planes)  
Arrive Stillwater, 6:20 p.m.

**Practice:** 12 noon, Feb. 22

**Headquarters:** Stillwater Holiday Inn (405-372-0800)

**Wednesday, February 22**—Leave Stillwater, 10:30 p.m.  
Arrive Lincoln 12:20 a.m., Feb. 23

### **UNIVERSITY OF OKLAHOMA (Norman, Okla.)**

**Wednesday, February 29**—Leave Lincoln, 4:30 p.m. (state planes)  
Arrive Norman, 6:45 p.m.

**Practice:** 12 noon, March 1

**Headquarters:** Norman Holiday Inn (405-329-1624)

**Thursday, March 1**—Leave Norman, 11 p.m.  
Arrive Lincoln, 1:15 a.m., March 2

# BIG EIGHT TOURNAMENT RESULTS

## 1983

### First Round

Missouri 88, Colorado 73  
**Nebraska 94**, Iowa State 71  
Oklahoma State 75, Kansas State 61  
Kansas 87, Oklahoma 77

### Semifinals

Missouri 68, **Nebraska 63**  
Oklahoma State 90, Kansas 83

### Final

Oklahoma State 93, Missouri 92 (2ot)

## 1982

### First Round

Missouri 72, Colorado 60  
**Nebraska 60**, Oklahoma State 49  
Kansas State 74, Kansas 62  
Oklahoma 71, Iowa State 67

### Semifinals

Missouri 58, **Nebraska 53**  
Oklahoma 68, Kansas State 62

### Final

Missouri 66, Oklahoma 63

## 1981

### First Round

Missouri 95, Iowa State 70  
Kansas 96, Oklahoma State 69  
Colorado 70, **Nebraska 66**  
Kansas State 75, Oklahoma 56

### Semifinals

Kansas 75, Missouri 70  
Kansas State 64, Colorado 61

### Final

Kansas 80, Kansas State 68

## 1980

### First Round

**Nebraska 75**, Oklahoma 68  
Missouri 82, Oklahoma State 69  
Kansas State 101, Iowa State 87  
Kansas 75, Colorado 65

### Semifinals

Kansas 80, Missouri 71  
Kansas State 60, **Nebraska 59**

### Final

Kansas State 79, Kansas 58

## 1979

### First Round

Oklahoma 77, Colorado 57  
Missouri 92, Oklahoma State 70  
Kansas 91, Iowa State 70  
Kansas State 61, **Nebraska 60** (2 ot)

### Semifinals

Oklahoma 72, Kansas State 68  
Kansas 76, Missouri 73

### Final

Oklahoma 60, Kansas 65

## 1978

### First Round

Kansas 82, Colorado 66  
Kansas State 52, Oklahoma 44  
Missouri 65, Iowa State 63  
**Nebraska 71**, Oklahoma State 63

### Semifinals

Kansas State 87, Kansas 76  
Missouri 61, **Nebraska 58**

### Final

Missouri 71, Kansas State 68 (ot)

## 1977

### First Round


Kansas State 97, Iowa State 63  
Kansas 61, **Nebraska 58**  
Missouri 92, Oklahoma State 74  
Oklahoma 68, Colorado 56

### Semifinals

Kansas State 80, Kansas 67  
Missouri 90, Oklahoma 74

### Final

Kansas State 72, Missouri 67 (ot)



**1982-83 IN REVIEW**

# FINAL 1982-83 HUSKER BASKETBALL STATISTICS

(32 Games—Won 22, Lost 10)

(Returnees in boldface)

Player	g-gs	min-avg.	fg-fga	pct.	ft-fta	pct.	rb	avg.	pf-d	as	to	bs	st	pls.	avg.
<b>Hoppen</b>	32-32	829-25.9	163-311	.524	119-159	.748	161	5.0	104-6	41	64	19	16	445	13.9
<b>Cloudy</b>	32-30	1021-31.9	169-311	.543	36-51	.706	156	4.9	76-1	106	54	2	45	374	11.7
Renfro	32-32	996-31.1	110-208	.529	66-99	.667	175	5.5	88-2	77	58	8	28	286	8.9
<b>Ponce</b>	32-29	810-25.3	87-186	.468	85-106	.802	47	1.5	62-1	101	71	1	36	259	8.1
Downing	31-28	961-31.0	101-174	.580	33-42	.786	77	2.5	52-1	86	56	9	46	235	7.6
Smith	30-0	317-10.6	51-107	.477	51-79	.646	65	2.2	53-1	12	29	6	10	153	5.1
<b>Williams</b>	31-5	583-18.8	52-110	.473	27-44	.614	38	1.2	49-1	56	25	4	22	131	4.2
L. Johnson	28-2	323-11.5	47-84	.560	34-59	.576	72	2.6	75-4	20	44	16	19	128	4.6
H. Johnson	17-2	217-12.8	32-77	.416	6-16	.375	16	0.9	30-1	25	19	0	11	70	4.1
Walton	21-0	237-11.3	26-63	.413	10-19	.526	59	2.8	36-0	15	13	0	8	62	3.0
Scarlett	11-0	74-6.7	9-22	.409	5-11	.455	12	1.1	4-0	8	1	0	0	23	2.1
Hughes	11-0	82-7.5	8-14	.571	6-11	.545	4	0.4	3-0	8	9	0	3	22	2.0
Team rebounds: 97															
<b>Nebraska</b>	32	6450	855-1667	.513	478-696	.687	979	30.6	632-18	555	443	65	244	2188	68.4
<b>Opponents</b>	32	6450	766-1606	.477	418-609	.686	963	30.1	648-31	400	554	96	198	1950	60.9

Opponent individual high: 32, David Little, Oklahoma (A).

Dead-ball rebounds (not in totals): Nebraska 59, Opponents 60.



# FINAL 1983 HUSKER BIG EIGHT BASKETBALL STATISTICS

(14 Games—Won 9, Lost 5)

(Returnees in boldface)

Player	g-gs	min-avg.	fg-fga	pct.	ft-fta	pct.	rb	avg.	pf-d	as	to	bs	st	pts.	avg.
<b>Hoppen</b>	14-14	394-28.1	76-147	.517	73-91	.802	78	5.6	51-4	19	28	7	8	225	16.1
<b>Cloudy</b>	14-14	517-36.9	73-136	.537	14-20	.700	59	4.2	33-1	53	22	2	22	160	11.4
Renfro	14-14	489-34.9	49-91	.538	28-41	.683	82	5.9	36-0	39	26	3	6	126	9.0
Downing	13-12	462-35.5	45-81	.556	14-20	.700	29	2.2	28-1	40	22	2	15	104	8.0
<b>Ponce</b>	14-14	357-25.5	35-78	.449	23-33	.697	20	1.4	28-0	36	27	1	11	93	6.6
Smith	14-0	161-11.5	24-45	.533	19-31	.613	30	2.1	29-1	6	12	4	4	67	4.8
<b>Williams</b>	14-2	295-21.1	23-55	.418	14-26	.538	24	1.7	29-1	28	11	2	13	60	4.3
L. Johnson	10-0	78-7.8	14-23	.609	7-12	.583	14	1.4	21-1	5	13	0	4	35	3.5
H. Johnson	5-0	37-7.4	5-13	.385	0-0	----	2	0.4	5-0	3	1	0	0	10	2.0
Walton	7-0	52-7.4	2-7	.286	0-1	.000	7	1.0	8-0	1	3	0	2	4	0.6
Hughes	2-0	5-2.5	0-1	.000	0-0	----	0	0.0	0-0	0	0	0	0	0	0.0
Scarlett	2-0	3-1.5	0-0	----	0-1	.000	1	0.5	0-0	0	0	0	0	0	0.0

Team rebounds: 23

<b>Nebraska</b>	14	2850	346-677	.511	192-276	.696	396	26.4	268-9	230	165	22	85	884	63.1
<b>Opponents</b>	14	2850	342-661	.517	186-258	.721	397	28.4	262-11	193	202	46	76	870	62.1

Opponent individual high: 32, David Little, Oklahoma (A).

Dead-ball rebounds (not in totals): Nebraska 20, Opponents 20.

# FINAL 1983 HUSKER NIT STATISTICS

(Four games)

(Returnees in boldface)

Player	g-gs	min-avg.	fg-fga	pct.	ft-flt	pct.	rb	avg.	pf-d	as	to	bs	st	pts.	avg.
Cloudy	4-4	147-36.8	29-60	.483	8-10	.800	37	9.3	10-0	17	12	0	3	66	16.5
Hoppen	4-4	130-32.5	25-48	.521	12-27	.444	24	6.0	13-0	7	9	8	1	62	15.5
Renfro	4-4	149-37.3	16-33	.485	15-22	.682	21	5.3	14-1	16	6	1	6	47	11.8
Downing	4-4	131-32.8	16-27	.593	6-8	.750	12	3.0	7-0	19	8	2	6	38	9.5
<b>Ponce</b>	4-4	<b>124-31.0</b>	<b>14-32</b>	<b>.438</b>	<b>9-13</b>	<b>.692</b>	<b>4</b>	<b>1.0</b>	<b>13-1</b>	<b>18</b>	<b>20</b>	<b>0</b>	<b>7</b>	<b>37</b>	<b>9.3</b>
L. Johnson	4-0	46-11.5	8-12	.667	4-7	.571	12	3.0	8-0	0	4	4	2	20	5.0
<b>Williams</b>	4-0	<b>60-15.0</b>	<b>4-11</b>	<b>.363</b>	<b>2-2</b>	<b>1.000</b>	<b>3</b>	<b>0.8</b>	<b>6-0</b>	<b>10</b>	<b>3</b>	<b>0</b>	<b>1</b>	<b>10</b>	<b>2.5</b>
Scarlett	1-0	1-1.0	0-0	----	2-2	1.000	0	0.0	0-0	0	0	0	0	2	2.0
Hughes	1-0	1-1.0	0-0	----	0-1	.000	0	0.0	0-0	0	1	0	0	0	0.0
H. Johnson	1-0	4-4.0	0-1	.000	0-0	----	0	0.0	1-0	2	1	0	0	0	0.0
Smith	2-0	6-3.0	0-1	.000	0-0	----	1	0.5	2-0	0	0	0	0	0	0.0
Walton	1-0	1-1.0	0-0	----	0-0	----	0	0.0	0-0	0	0	0	0	0	0.0
Team rebounds: 22															
<b>Nebraska</b>	<b>4</b>	<b>800</b>	<b>112-225</b>	<b>.498</b>	<b>58-92</b>	<b>.630</b>	<b>136</b>	<b>34.0</b>	<b>74-2</b>	<b>89</b>	<b>64</b>	<b>15</b>	<b>26</b>	<b>282</b>	<b>70.5</b>
<b>Opponents</b>	<b>4</b>	<b>800</b>	<b>105-238</b>	<b>.441</b>	<b>53-78</b>	<b>.679</b>	<b>151</b>	<b>37.8</b>	<b>86-5</b>	<b>47</b>	<b>77</b>	<b>17</b>	<b>28</b>	<b>263</b>	<b>65.8</b>

Opponent individual high: 25, Darrell Browder, Texas Christian.

Dead-ball rebounds (not in totals): Nebraska 7, Opponents 11.

# 1982-83 NEBRASKA SCHEDULE, SCORES, ATTENDANCE, LEADERS

Date	NU	Opp.	Result	Attendance	Leading Scorer	Leading Rebounder	NU FG Pct.	Opp. Pct.
11/26	94	DENVER	W	8,173	15 Ponce	7 Renfro	.547	.550
11/29	51	at Montana	L	6,892	15 Hoppen	5 Cloudy, Downing	.404	.422
12/4	65	at Creighton	W	9,066	26 Ponce	6 Downing, Renfro	.380	.406
12/8	69	MISSOURI-KANSAS CITY	W	6,917	14 Cloudy	7 Renfro	.554	.475
12/11	59	BAYLOR	W	9,092	12 Ponce	4 Cloudy, Renfro	.420	.522
12/18	68	WYOMING	W	10,432	18 Hoppen	8 Hoppen	.525	.460
12/20	93	MISSOURI WESTERN ST.	W	6,455	14 Smith, Walton	12 Walton	.610	.279
12/29	66	*Cornell	W	16,122	14 Cloudy	8 Hoppen	.591	.411
12/30	50	*Indiana	L	16,603	12 Hoppen, Ponce	5 Cloudy, Renfro	.404	.580
1/3	58	Arkansas (@ Little Rock)	L	7,920	14 Cloudy	4 Renfro, Walton	.535	.532
1/7	94	MESA	W	6,928	18 H. Johnson	11 Walton	.507	.426
1/15	98	SW MISSOURI STATE	W	9,287	15 Smith	9 Smith	.629	.313
1/18	59	+ at Iowa State	W	8,860	20 Hoppen	11 Hoppen, Renfro	.458	.412
1/22	69	+ at Colorado	L	11,199	24 Hoppen	11 Renfro	.491	.568
1/26	59	+ KANSAS STATE	W	11,660	27 Hoppen	10 Cloudy	.588	.375
1/29	56	+ at Missouri	L	11,582	14 Cloudy	5 Smith, Walton	.412	.660
2/2	60	+ OKLAHOMA	W	9,017	20 Cloudy	6 Cloudy	.500	.490
2/5	68	+ KANSAS	W	8,119	18 Smith	5 Smith	.542	.563
2/9	63	+ at Oklahoma State (2OT) 71	L	6,150	16 Hoppen	6 Cloudy	.551	.569
2/12	68	+ COLORADO	W	14,438	13 Renfro	8 Hoppen	.463	.510
2/16	56	+ at Kansas State	W	11,100	16 Hoppen	8 Renfro	.568	.514
2/19	67	+ IOWA STATE	W	14,586	25 Hoppen	9 Renfro	.478	.529
2/24	71	+ at Oklahoma	L	11,126	21 Hoppen	8 Hoppen	.485	.644
2/26	51	+ MISSOURI	L	14,682	10 Hoppen, Renfro	5 Hoppen	.548	.622
3/2	60	+ at Kansas	W	6,433	17 Hoppen	7 Renfro	.500	.460
3/5	77	+ OKLAHOMA STATE	W	14,009	19 Ponce	8 Hoppen	.667	.393
3/8	94	+ IOWA STATE	W	10,020	14 Ponce	6 Cloudy, Renfro	.527	.464
3/11	63	#Missouri (@ Kansas City)	L	17,082	18 Hoppen	6 Renfro	.529	.610
3/17	72	%TULANE	W	12,053	20 Cloudy	14 Cloudy	.516	.483
3/21	85	%IONA	W	14,712	24 Cloudy	8 Cloudy	.574	.537
3/24	67	%TEXAS CHRISTIAN	W	14,753	18 Cloudy	9 Cloudy	.574	.382
3/28	58	%De Paul (@New York)	L	8,614	15 Hoppen	9 Hoppen	.355	.375

\*—Hoosier Classic at Indianapolis, Ind.; +—Big Eight Conference games; #—Big Eight Tournament games; %—National Invitational Tournament games.

**Nebraska record:** 22-10, home 17-1, away 4-5, neutral 1-4.

**Big Eight:** 9-5, home 6-1, away 3-4. **Attendance:** 344,082 total (10,753 avg.), home 195,333 (10,852), away 82,408 (9,156), neutral 66,341 (13,268).

**Big Eight:** 152,961 (10,926), home 86,511 (12,359), away 66,450 (9,493).

**NIT:** 50,132 total (12,533), home 41,518 (13,839), neutral 8,614 (8,614).

# FINAL 1982-83 HUSKER STAT HIGHS

(32 Games)

Player	Scoring High	Rebounding High
Stan Cloudy	24 Iona	14 Tulane
Greg Downing	13 Kansas, Iowa State	6 Creighton
Dave Hoppen	27 Kansas State	11 at Iowa State
Brett Hughes	12 Mesa	2 Southwest Missouri
Handy Johnson	18 Mesa	3 three games
Lenard Johnson	11 Baylor	7 Mesa
David Ponce	26 Creighton	4 Wyoming, Iowa State (B8)
Claude Renfro	16 Iona	11 at Iowa State, at Colorado
Trent Scarlett	8 Iowa State (B8)	5 Southwest Missouri
Terry Smith	18 Kansas	10 Mesa
Kenny Walton	14 Missouri Western	12 Missouri Western
Eric Williams	13 Oklahoma State	6 Oklahoma State

## INDIVIDUAL HIGHS

Points scored—27; Hoppen vs. Kansas State  
Field goals—10; Cloudy vs. Oklahoma (13 att.), at Oklahoma (16 att.), vs. Tulane (17 att.)  
Field goal attempts—17; Cloudy twice, Hoppen once  
Field goal percent (min. 7 att.)—90.0; H. Johnson vs. Mesa, Hoppen vs. Kansas St. (9-10)  
Free throws made—18; Ponce vs. Creighton (19 att.) (Nebraska record)  
Free throw attempts—19; Ponce vs. Creighton (18 made)  
Free throw attempts, no misses—8; Hoppen at Kansas State; Ponce, Renfro vs. Iowa St. (B8)  
Rebounds—14; Cloudy vs. Tulane  
Assists—8; Ponce vs. Missouri-Kansas City; Cloudy vs. Kansas State  
Blocked shots—4; Hoppen vs. Texas Christian, De Paul  
Steals—8; Downing vs. Missouri-Kansas City

## TEAM HIGHS AND LOWS

### NEBRASKA

Points Scored  
One half  
Field goals  
Field goal attempts  
Field goal percent  
Free throws made  
Free throw attempts  
Free throw percent  
Rebounds  
Personal fouls  
Assists  
Turnovers  
Blocked shots  
Steals

### High

98 Southwest Missouri  
58 Missouri Western (2nd)  
44 Southwest Missouri (70 att.)  
75 Denver (41 made)  
66.7 Oklahoma State (28-42)  
34 Iowa State-B8 (42 att.)  
42 Iowa State-B8 (34 made)  
85.7 Colorado (18-21)  
56 Southwest Missouri  
28 at Colorado  
29 Southwest Missouri  
22 Cornell  
6 Texas Christian  
16 Denver

### Low

50 Indiana  
17 Indiana (1st)  
19 Creighton (50 att.)  
37 K-State (21 made), at K-St. (21 made)  
35.5 De Paul (22-62)  
5 at Oklahoma (9 att.), Missouri (6 att.)  
6 Missouri (5 made)  
50.0 Missouri-KC (7-14), SW Mo. (10-20)  
14 Missouri  
12 Oklahoma, Tulane  
6 Creighton  
4 Oklahoma (ties NU record)  
0 Six games  
1 at Oklahoma State

### OPPONENTS

Points scored  
One half  
Field goals  
Field goal attempts  
Field goal percent  
Free throws made  
Free throw attempts  
Free throw percent  
Rebounds  
Personal fouls  
Assists  
Turnovers  
Blocked shots  
Steals

### High

84 at Oklahoma  
49 at Colo. (2nd), at Okla. (2nd)  
33 at Missouri (50 att.)  
68 Texas Christian (26 made)  
66.0 at Missouri (33-50)  
30 at Colorado (38 att.)  
38 at Colorado (30 made)  
82.8 Oklahoma State (24-29)  
48 De Paul  
33 Iowa State-B8  
24 at Missouri  
35 Denver  
10 De Paul  
15 Arkansas

### Low

43 Missouri Western, Kansas State  
13 Southwest Missouri (1st)  
17 Missouri Western (61 att.)  
37 three games  
27.9 Missouri Western (17-61)  
5 Texas Christian (8 att.)  
8 Texas Christian (5 made)  
33.3 Southwest Missouri (6-18)  
18 at Kansas State  
11 at Oklahoma  
5 Kansas State  
9 Kansas State, Oklahoma  
0 four games  
0 Oklahoma, Missouri (B8)

# NEBRASKA GAME-BY-GAME

## 1982-83

	GAME	FG-FGA	PCT.	FT-FTA	PCT.	REB.	PF-D	TP
1.	Denver	22-40	.550	14-19	.737	25	19-1	58
	at Nebraska	41-75	.547	12-15	.800	31	19-0	94
2.	at Montana	19-43	.442	23-28	.821	35	16-1	61
	Nebraska	21-52	.404	9-14	.643	27	24-1	51
3.	at Creighton	26-64	.406	10-17	.588	47	28-1	62
	Nebraska	19-50	.380	27-36	.750	36	21-1	65
4.	Mo.-Kansas City	19-40	.475	12-20	.600	21	19-0	50
	at Nebraska	31-56	.554	7-14	.500	35	22-1	69
5.	Baylor	24-46	.522	8-13	.615	31	22-1	56
	at Nebraska	21-50	.420	17-20	.850	26	17-0	59
6.	Wyoming	23-50	.460	11-16	.688	28	27-2	57
	at Nebraska	21-40	.525	26-37	.703	25	18-0	68
7.	Mo. Western St.	17-61	.279	9-13	.692	32	26-1	43
	at Nebraska	36-59	.610	21-31	.677	42	19-1	93
8.	Cornell	21-51	.412	14-22	.636	27	20-1	56
	Nebraska (@Indy)	26-44	.591	14-19	.737	32	20-0	66
9.	Indiana	29-50	.580	9-15	.600	31	14-0	67
	Nebraska (@Indy)	21-52	.404	8-11	.727	27	20-1	50
10.	Arkansas	25-47	.532	14-25	.560	28	15-2	64
	Nebraska (@L.R.)	23-43	.535	12-15	.800	22	20	58
11.	Mesa	23-54	.426	11-16	.688	29	29-3	57
	at Nebraska	36-71	.507	22-39	.564	51	19-0	94
12.	SW Missouri St.	20-64	.313	6-18	.333	29	19-0	46
	at Nebraska	44-70	.629	10-20	.500	56	24-1	98
13.	at Iowa State	21-51	.412	12-22	.545	35	21-1	54
	Nebraska	22-48	.458	15-26	.577	37	23-0	59
14.	at Colorado	21-37	.568	30-38	.789	24	18-2	72
	Nebraska	28-57	.491	13-18	.722	30	28-3	69
15.	Kansas State	18-48	.375	7-11	.636	32	21-2	43
	at Nebraska	21-37	.568	17-27	.630	26	15-0	59
16.	at Missouri	33-50	.660	13-18	.722	33	16-0	79
	Nebraska	21-51	.412	14-20	.700	23	20-1	56
17.	Oklahoma	25-51	.490	9-11	.818	33	13-0	59
	at Nebraska	27-50	.500	6-10	.600	24	12-0	60
18.	Kansas	27-48	.563	7-13	.538	29	22-0	61
	at Nebraska	26-48	.542	16-22	.727	23	15-0	68
19.	at Oklahoma St.	29-51	.569	13-18	.722	20	13-0	71
	Nebraska (2ot)	27-49	.551	9-14	.643	29	19-1	63
20.	Colorado	25-49	.510	6-9	.667	28	21-0	56
	at Nebraska	25-54	.463	18-21	.857	29	17-0	68
21.	at Kansas St.	19-37	.514	7-9	.778	18	22-2	45
	Nebraska	21-37	.568	14-17	.824	21	15-0	56
22.	Iowa State	27-51	.529	12-17	.706	29	27-1	66
	at Nebraska	22-46	.478	23-33	.697	32	17-0	67
23.	at Oklahoma	29-45	.644	26-33	.787	34	11-0	84
	Nebraska	33-68	.485	5-9	.556	21	25-2	71
24.	Missouri	23-37	.622	8-13	.615	23	13-0	54
	at Nebraska	23-42	.548	5-6	.833	14	17-1	51
25.	at Kansas	23-50	.460	12-17	.705	34	17-0	58
	Nebraska	22-44	.500	16-23	.696	27	20-0	60
26.	Oklahoma St.	22-56	.393	24-29	.828	25	27-3	68
	at Nebraska	28-42	.667	21-30	.700	33	25-1	77
27.	Iowa State	26-56	.464	19-23	.826	24	33-2	71
	at Nebraska	30-52	.577	34-42	.810	37	25-0	94
28.	Missouri	25-41	.610	19-28	.679	28	13-0	69
	Nebraska (@K.C.)	27-51	.529	9-15	.600	27	22-1	63
29.	Tulane	29-60	.483	7-10	.700	31	16-0	65
	at Nebraska	32-62	.516	8-15	.533	37	12-0	72

Continued Next Page

## TEAM GAME STATS, CONT.

30. Iona	29-54	.537	15-23	.652	36	31-3	73
at Nebraska	31-54	.574	23-34	.676	27	18-0	85
31. Texas Christian	26-68	.382	5-8	.625	36	20-0	57
at Nebraska	27-47	.574	13-19	.684	31	17-0	67
32. DePaul	21-56	.375	26-37	.703	48	19-2	68
Nebraska (@N.Y.)	22-62	.355	14-24	.583	41	27-2	58

## 1982-83 NEBRASKA INDIVIDUAL GAME SCORING/REBOUNDING

(Starters' figures in boldface)

	Hoppen	Cloudy	Renfro	Ponce	Downing	Smith	Williams	L. Johnson
11/26—Denver	12/3	3/7	12/7	15/1	10/2	8/2	11/0	4/1
11/29—at Montana	15/4	8/5	8/0	4/1	2/5	0/2	3/4	0/0
12/4—at Creighton	9/4	9/2	3/6	26/3	2/6	2/2	DNP	8/4
12/8—Mo.-Kansas City	12/5	14/5	2/7	2/1	12/1	10/3	5/0	0/3
12/11—Baylor	6/3	8/4	9/4	12/2	9/1	2/2	2/1	11/3
12/18—Wyoming	18/8	9/4	13/6	12/4	8/1	5/0	1/1	0/0
12/20—Mo. Western St.	10/1	13/7	6/5	4/1	6/2	14/2	4/0	10/5
12/29—Cornell*	10/8	14/3	6/6	11/0	6/4	2/1	6/0	9/3
12/30—Indiana*	12/3	6/5	6/5	12/3	4/0	0/0	4/0	6/4
1/3—Arkansas (@L.R.)	8/3	14/3	4/4	2/0	10/3	1/0	8/2	5/3
1/7—Mesa	11/6	4/5	9/5	3/0	4/2	16/10	0/0	7/7
1/15—SW Missouri St.	10/7	12/3	8/5	6/1	12/4	15/9	9/0	4/4
1/18—at Iowa State	20/11	2/4	12/11	2/1	8/1	7/4	4/1	0/0
1/22—at Colorado	24/8	8/4	12/11	16/1	4/3	0/1	0/0	3/2
1/26—Kansas State	27/2	6/10	11/4	2/2	10/4	0/0	3/0	DNP
1/29—at Missouri	11/4	14/3	5/4	4/1	2/0	12/5	6/0	DNP
2/2—Oklahoma	8/5	20/6	8/5	7/2	4/2	11/4	2/0	DNP
2/5—Kansas	7/4	6/3	12/3	6/1	13/3	18/5	6/1	DNP
2/9—at Okla. St. (2ot)	16/4	15/6	7/4	0/1	10/3	4/1	5/4	6/3
2/12—Colorado	12/8	10/4	13/4	4/1	12/4	2/2	6/3	9/2
2/16—at Kansas St.	16/2	13/3	7/8	6/3	8/0	2/0	2/2	2/1
2/19—Iowa State	25/4	6/4	8/9	6/2	13/3	1/1	4/4	4/4
2/24—at Oklahoma	21/8	20/3	6/2	6/1	12/2	2/2	2/2	2/0
2/26—Missouri	10/5	9/1	10/3	6/1	8/3	4/0	4/0	0/0
3/2—at Kansas	17/5	15/3	3/7	9/1	DNP	0/1	3/1	7/2
3/5—Oklahoma St.	11/8	16/5	12/7	19/2	DNP	4/4	13/6	2/0
3/8—Iowa St.**	7/2	12/6	12/6	14/4	4/2	11/1	6/2	7/5
3/11—Missouri (@K.C.)**	18/2	17/2	15/6	6/2	4/3	0/0	1/2	2/4
3/17—Tulane***	16/6	20/14	10/9	16/0	8/2	DNP	0/0	2/1
3/21—Iona***	15/3	24/8	16/3	11/1	10/3	0/1	2/1	7/3
3/24—TCU***	16/6	18/9	8/4	6/2	10/5	DNP	2/0	5/3
3/28—De Paul (@N.Y.)***	15/9	4/6	13/5	4/1	10/2	0/0	6/2	6/5

\*—Hoosier Classic at Indianapolis; \*\*—Big Eight Tournament; \*\*\*—National Invitation Tournament.

## STAN CLOUDY GAME-BY-GAME IN '82-83

	FG	FG%	FT	FT%	REB	PF	TP	MIN	A	TO	BLK	S	
11/26 Denver	S	3-7	42.9	2-2	100.0	6	3	8	20	5	0	0	2
11/29 at Montana	S	3-4	75.0	2-2	100.0	5	4	8	16	0	0	0	0
12/4 at Creighton	S	4-7	57.1	1-2	.500	2	3	9	25	0	0	0	1
12/8 Missouri-K.C.	S	7-12	58.3	0-0	----	5	4	14	25	1	0	0	2
12/11 Baylor	S	3-8	37.5	2-4	50.0	4	3	8	34	7	2	0	1
12/18 Wyoming	S	4-7	57.1	1-3	33.3	4	1	9	33	6	3	0	1
12/20 Mo. Western St.	S	6-7	85.7	1-1	100.0	7	0	13	17	1	1	0	2
12/29 Cornell*	S	6-10	60.0	2-3	66.7	3	2	14	36	4	2	0	2
12/30 Indiana*	S	3-8	37.5	0-0	----	5	3	6	27	2	4	0	0
1/3 Arkansas (@L.R.)	S	7-9	77.8	0-0	----	3	3	14	29	1	4	0	0
1/7 Mesa	S	2-5	40.0	0-0	----	5	1	4	13	2	1	0	4
1/15 SW Missouri St.	S	6-7	85.7	0-0	----	3	1	12	21	4	1	0	2
1/18 at Iowa State	S	1-4	25.0	0-0	----	4	3	2	38	6	1	1	2
1/22 at Colorado	S	4-10	40.0	0-0	----	4	5	8	24	4	1	0	1
1/26 Kansas State	S	2-7	28.6	2-2	100.0	10	1	6	39	8	3	0	0
1/29 at Missouri	S	7-14	50.0	0-1	0.0	3	3	14	34	6	2	0	2
2/2 Oklahoma	S	10-13	76.9	0-0	----	6	2	20	40	4	0	0	2
2/5 Kansas	S	3-7	42.9	0-0	----	3	2	6	36	4	3	0	4
2/9 at Oklahoma St.	S	6-12	50.0	3-4	75.0	6	2	15	46	4	4	0	0
2/12 Colorado	S	5-10	50.0	0-0	----	4	2	10	36	3	1	0	0
2/16 at Kansas State	S	6-10	60.0	1-2	50.0	3	1	13	40	3	1	0	4
2/19 Iowa State	S	3-8	37.5	0-0	----	4	1	6	30	1	1	0	0
2/24 at Oklahoma	S	10-16	62.5	0-0	----	3	4	20	40	2	1	0	2
2/26 Missouri	S	4-6	66.7	1-2	50.0	1	2	9	37	5	0	0	1
3/2 at Kansas	S	7-11	63.6	1-2	50.0	3	2	15	38	1	2	1	3
3/5 Oklahoma State	S	5-8	62.5	6-7	85.7	5	3	16	39	2	2	0	1
3/8 Iowa State**	S	5-9	55.6	2-2	100.0	6	1	12	27	1	0	0	2
3/11 Missouri (@K.C.)**	S	8-15	53.3	1-2	50.0	2	4	17	34	2	2	0	1
3/17 Tulane***	S	10-17	58.8	0-0	----	14	1	20	40	7	4	0	1
3/21 Iowa***	S	9-17	52.9	6-8	75.0	8	2	24	40	5	3	0	1
3/24 Texas Christian***	S	8-13	61.6	2-2	100.0	9	3	18	37	2	3	0	0
3/28 De Paul (@N.Y.)***	S	2-13	15.4	0-0	----	6	4	4	30	3	2	0	1

\*Hoosier Classic at Indianapolis  
 \*\*Big Eight Tournament  
 \*\*\*National Invitation Tournament  
 S—Starter

## DAVE HOPPEN GAME-BY-GAME IN '82-83

	FG	FG%	FT	FT%	REB	PF	TP	MIN	A	TO	BLK	S	
11/26 Denver	S	6-12	50.0	0-0	----	3	3	12	18	0	2	0	1
11/29 at Montana	S	4-11	36.4	7-9	77.8	4	2	15	26	0	1	0	2
12/4 at Creighton	S	4-8	50.0	1-1	100.0	4	5	9	19	0	2	0	0
12/8 Missouri-K.C.	S	6-10	60.0	0-1	0.0	5	2	12	24	1	1	0	0
12/11 Baylor	S	3-5	60.0	0-0	----	3	3	6	18	3	2	0	0
12/18 Wyoming	S	5-9	55.6	8-10	80.0	8	4	18	36	0	3	2	2
12/20 Mo. Western St.	S	2-3	66.7	6-6	100.0	1	1	10	14	4	3	0	0
12/29 Cornell*	S	3-7	42.9	4-4	100.0	8	2	10	27	3	5	1	1
12/30 Indiana*	S	4-7	57.1	4-6	66.7	3	5	12	22	1	3	0	0
1/3 Arkansas (@L.R.)	S	4-7	57.1	0-0	----	3	4	8	23	0	0	0	0
1/7 Mesa	S	5-9	55.6	1-1	100.0	6	1	11	16	1	1	0	0
1/15 SW Missouri St.	S	5-11	45.5	0-0	----	7	1	10	15	1	0	0	1
1/18 at Iowa State	S	7-13	53.8	6-7	85.7	11	4	20	22	1	1	0	0
1/22 at Colorado	S	9-15	60.0	6-8	75.0	8	5	24	31	3	2	1	1
1/26 Kansas State	S	9-10	90.0	9-12	75.0	2	3	27	35	1	3	0	1
1/29 at Missouri	S	3-7	42.9	5-9	55.6	4	5	11	30	1	3	0	0
2/2 Oklahoma	S	3-11	27.3	2-2	100.0	5	4	8	25	4	2	0	1
2/5 Kansas	S	2-9	22.2	3-4	75.0	4	2	7	18	0	3	3	0
2/9 at Oklahoma St.	S	7-13	53.8	2-2	100.0	4	5	16	34	0	2	0	0

Continued Next Page

## HOPPEN GAME-BY-GAME, CONT.

	FG	FG%	FT	FT%	REB	PF	TP	MIN	A	TO	BLK	S	
2/12 Colorado	S	4-13	30.8	4-4	100.0	8	3	12	27	1	1	0	0
2/16 at Kansas State	S	4-8	50.0	8-8	100.0	2	4	16	27	2	2	0	1
2/19 Iowa State	S	7-8	87.5	11-15	73.3	4	2	25	35	2	1	1	2
2/24 at Oklahoma	S	8-17	47.1	5-6	83.3	8	4	21	28	1	4	0	0
2/26 Missouri	S	3-9	33.3	4-4	100.0	5	3	10	28	1	1	0	2
3/2 at Kansas	S	5-6	83.3	7-8	87.5	5	2	17	31	1	1	1	0
3/5 Oklahoma State	S	5-8	62.5	1-2	50.0	8	5	11	23	1	2	1	0
3/8 Iowa State**	S	3-4	75.0	1-2	50.0	2	4	7	12	1	3	0	0
3/11 Missouri (@ K.C.)**	S	8-13	61.5	2-2	100.0	2	3	18	35	0	1	1	0
3/17 Tulane***	S	6-10	60.0	4-9	44.4	6	3	16	33	1	1	0	0
3/21 Iona***	S	6-11	54.5	3-5	60.0	3	3	15	29	2	2	0	1
3/24 Texas Christian***	S	8-14	57.1	0-0	----	6	3	16	32	2	3	4	0
3/28 De Paul (@N.Y.)***	S	5-13	38.5	5-13	38.5	9	4	15	36	2	3	4	0

\*Hoosier Classic at Indianapolis

\*\*Big Eight Tournament

\*\*\*National Invitation Tournament

S—Starter

## DAVID PONCE GAME-BY-GAME IN '82-83

	FG	FG%	FT	FT%	REB	PF	TP	MIN	A	TO	BLK	S	
11/26 Denver		6-8	40.0	3-4	75.0	1	3	15	21	4	1	0	2
11/29 at Montana		2-5	40.0	0-0	----	1	2	4	19	2	1	0	0
12/4 at Creighton		4-4	100.0	18-19	94.7	3	2	26	29	4	3	0	6
12/8 Missouri-K.C.	S	1-4	25.0	0-0	----	1	0	2	25	8	2	0	0
12/11 Baylor	S	4-7	57.1	4-4	100.0	2	0	12	27	3	0	0	2
12/18 Wyoming	S	3-5	60.0	6-8	75.0	4	2	12	28	6	3	0	1
12/20 Mo. Western St.	S	1-2	50.0	2-2	100.0	1	0	4	13	2	0	0	1
12/29 Cornell*	S	4-8	50.0	3-5	60.0	0	2	11	36	4	3	0	2
12/30 Indiana*	S	4-9	44.4	4-4	100.0	3	2	12	26	2	1	0	1
1/3 Arkansas (@L.R.)	S	1-4	25.0	0-0	----	0	4	2	25	1	5	0	0
1/7 Mesa	S	1-4	25.0	1-2	50.0	0	2	3	13	2	0	0	0
1/15 SW Missouri St.	S	2-3	66.7	2-2	100.0	1	0	6	19	4	2	0	1
1/18 at Iowa State	S	0-4	0.0	2-4	50.0	1	2	2	17	1	2	0	0
1/22 at Colorado	S	6-10	60.0	4-5	80.0	1	3	16	33	5	2	0	1
1/26 Kansas State	S	1-5	20.0	0-0	----	2	3	2	20	1	0	0	1
1/29 at Missouri	S	2-5	40.0	0-0	----	1	1	4	18	1	1	0	1
2/2 Oklahoma	S	3-7	42.9	1-2	50.0	2	1	7	36	4	1	0	1
2/5 Kansas	S	2-6	33.3	2-3	66.7	1	2	6	27	2	3	1	0
2/9 at Oklahoma St.	S	0-0	----	0-1	0.0	1	0	0	16	1	3	0	0
2/12 Colorado	S	2-4	50.0	0-1	0.0	1	4	4	23	2	0	0	0
2/16 at Kansas State	S	1-4	25.0	4-5	80.0	3	1	6	22	0	2	0	0
2/19 Iowa State	S	1-5	20.0	4-4	100.0	2	3	6	18	3	3	0	0
2/24 at Oklahoma	S	3-6	50.0	0-0	----	1	0	6	20	6	2	0	0
2/26 Missouri	S	3-5	60.0	0-0	----	1	2	0	31	2	0	0	1
3/2 at Kansas	S	3-8	37.5	3-4	75.0	1	2	9	38	5	1	0	2
3/5 Oklahoma State	S	8-9	88.9	3-4	75.0	2	4	19	38	3	7	0	4
3/8 Iowa State**	S	3-6	50.0	8-8	100.0	4	1	14	20	4	1	0	2
3/11 Missouri (@K.C.)**	S	2-7	28.6	2-2	100.0	2	1	6	28	1	2	0	0
3/17 Tulane***	S	7-14	50.0	2-3	66.7	0	0	16	37	5	2	0	3
3/21 Iona***	S	3-5	60.0	5-6	83.3	1	4	11	25	3	6	0	1
3/24 Texas Christian***	S	2-8	25.0	2-3	66.7	2	4	6	31	7	8	0	2
3/28 De Paul (@N.Y.)***	S	2-5	40.0	0-1	0.0	1	5	4	31	3	4	0	1

\*Hoosier Classic at Indianapolis

\*\*Big Eight Tournament

\*\*\*National Invitation Tournament

S—Starter



# ERIC WILLIAMS GAME-BY-GAME IN '82-83

		FG	FG%	FT	FT%	REB	PF	TP	MIN	A	TO	BLK	S
11/26 Denver	S	5-9	55.6	1-1	100.0	0	0	11	24	3	2	0	2
11/29 at Montana	S	2-3	66.7	0-0	----	3	0	4	26	4	2	1	0
12/4 at Creighton	DNP-Inj												
12/8 Missouri-K.C.		2-5	40.0	1-2	50.0	0	1	5	10	1	0	0	0
12/11 Baylor		0-1	0.0	2-2	100.0	1	0	2	8	0	0	0	0
12/18 Wyoming		0-1	0.0	1-3	33.3	1	0	1	17	0	0	0	0
12/20 Mo. Western St.		1-1	100.0	2-2	100.0	0	4	4	11	4	0	0	0
12/29 Cornell*		3-3	100.0	0-0	----	0	0	6	15	0	2	0	2
12/30 Indiana*		2-4	50.0	0-1	0.0	0	0	4	20	0	0	0	0
1/3 Arkansas (@L.R.)		4-6	66.7	0-0	----	2	3	8	19	0	2	0	2
1/7 Mesa		0-3	0.0	0-0	----	0	0	0	14	1	1	1	1
1/15 SW Missouri St.		4-4	100.0	1-1	100.0	0	3	9	10	2	1	0	1
1/18 at Iowa State		2-6	33.3	0-1	0.0	1	4	4	23	3	2	0	1
1/22 at Colorado		0-0	----	0-2	0.0	0	1	0	12	2	1	0	1
1/26 Kansas State		0-4	0.0	3-6	50.0	0	1	3	20	1	0	1	2
1/29 at Missouri		3-5	60.0	0-0	----	0	0	6	21	0	0	1	0
2/2 Oklahoma		1-1	100.0	0-0	----	0	0	2	8	1	0	0	0
2/5 Kansas		3-5	60.0	0-0	----	1	2	6	14	1	0	0	2
2/9 at Oklahoma St.		2-5	40.0	1-2	50.0	4	3	5	38	5	2	0	0
2/12 Colorado		2-5	40.0	2-2	100.0	3	3	6	19	2	1	0	0
2/16 at Kansas State		1-1	100.0	0-0	----	2	0	2	21	1	1	0	0
2/19 Iowa State		2-7	28.6	0-1	0.0	4	2	4	25	3	1	0	1
2/24 at Oklahoma		1-3	33.3	0-0	----	2	1	2	22	4	0	0	1
2/26 Missouri		2-2	100.0	0-0	----	0	5	4	16	1	1	0	1
3/2 at Kansas	S	1-2	50.0	1-2	50.0	1	4	3	26	1	1	0	2
3/5 Oklahoma State	S	3-9	33.3	7-10	70.0	6	3	13	30	3	1	0	2
3/8 Iowa State**	S	2-2	100.0	2-2	100.0	2	0	6	23	2	1	0	0
3/11 Missouri (@K.C.)*		0-2	0.0	1-2	50.0	2	3	1	31	1	0	0	0
3/17 Tulane***		0-3	0.0	0-0	----	0	1	0	14	2	0	0	0
3/21 Iona***		1-2	50.0	0-0	----	1	1	2	19	5	2	0	0
3/24 Texas Christian***		1-1	100.0	0-0	----	0	3	2	11	1	0	0	0
3/28 De Paul (@N.Y.)*		2-5	40.0	2-2	100.0	2	1	6	16	2	1	0	1

\*Hoosier Classic at Indianapolis

\*\*Big Eight Tournament

\*\*\*National Invitation Tournament

S—Starter



# NU GAME-BY-GAME IN 1982-83\*

## Game No. 1

### Nebraska 94, Denver 58 Nov. 26—at Lincoln

**DENVER (58):** Pete Caruso 1-4 3-4 9 5, Mike Wilson 9-13 1-1 2 19, Mark Langkamp 3-11 4-4 5 10, Doug Wilson 2-2 0-0 1 4, Tom Fedro 3-3 0-0 1 6, Brian Foxhoven 1-1 2-3 1 4, Charles Lee 1-3 2-2 2 4, Ty Sherbert 0-0 0-0 1 0, Russ Weisenberg 2-3 2-3 3 6, Doug Brodess 0-0 0-0 0 0. Team rebounds 0. **Totals 22-40 14-19 25 58.**

**NEBRASKA (94):** Claude Renfro 6-8 0-0 7 12, Lenard Johnson 1-4 2-4 1 4, Dave Hoppen 6-12 0-0 3 12, Greg Downing 5-6 0-0 2 10, Eric Williams 5-9 1-1 0 11, Brett Hughes 1-2 2-2 0 4, David Ponce 6-8 3-4 1 15, Kenny Walton 3-6 2-2 4 8, Terry Smith 4-9 0-0 2 8, Trent Scarlett 1-4 0-0 2 2, Stan Cloudy 3-7 2-2 6 8. Team rebounds 3. **Totals 41-75 12-15 31 94.**

Halftime score: Nebraska, 45-21. FG%: Denver 55.0, Nebraska 54.7. FT%: Denver 73.7, Nebraska 80.0. Total fouls: Denver 19, Nebraska 19. Fouled out: Weisenberg, Turnovers: Denver 35, Nebraska 17. Attendance: 8,137.

## Game No. 2

### Montana 61, Nebraska 51 Nov. 29—at Missoula

**NEBRASKA (51):** Claude Renfro 4-6 0-0 0 8, Lenard Johnson 0-0 0-2 0 0, Dave Hoppen 4-11 7-9 4 15, Handy Johnson 5-14 0-0 2 10, Eric Williams 2-3 0-0 3 4, Brett Hughes 0-0 0-0 0 0, David Ponce 2-5 0-0 1 4, Greg Downing 1-2 0-0 5 2, Kenny Walton 0-3 0-0 1 0, Terry Smith 0-4 0-1 2 0, Trent Scarlett 0-0 0-0 1 0, Stan Cloudy 3-4 2-2 5 8. Team rebounds 3. **Totals 21-52 9-14 27 51.**

**MONTANA (61):** Derrick Pope 8-13 4-5 11 20, Rob Hurley 1-3 0-0 1 2, Craig Larsen 2-5 5-6 10 9, Marc Glass 4-6 5-5 3 13, Doug Selvig 4-12 9-9 2 17, Leroy Washington 0-2 0-0 1 0, Brian Morris 0-0 0-2 0 0, Jim Caler 0-0 0-0 0 0, Larry Krystkowiak 0-2 0-1 4 0. Team rebounds 3. **Totals 19-43 23-28 35 61.**

Halftime score: Montana, 28-27. FG%: Nebraska 40.4, Montana 44.2. FT%: Nebraska 64.3, Montana 82.1. Total fouls: Nebraska 24, Montana 16. Fouled out: Renfro, Larsen, Turnovers: Nebraska 9, Montana 11. Attendance: 6,892.

## Game No. 3

### Nebraska 65, Creighton 62 Dec. 4—at Omaha

**NEBRASKA (65):** Claude Renfro 1-9 1-3 6 3, Stan Cloudy 4-7 1-2 2 9, Dave Hoppen 4-8 1-1 4 9, Handy Johnson 2-7 0-1 0 4, Greg Downing 1-4 0-0 6 2, David Ponce 4-4 18-19 3 26, Kenny Walton 1-3 0-1 2 2, Lenard Johnson 1-5 6-8 4 8, Terry Smith 1-3 0-1 2 2. Team rebounds 7. **Totals 19-50 27-36 36 65.**

**CREIGHTON (62):** Gregory Brandon 5-10 4-4 2 11, Richard Bates 2-8 0-0 6 4, Benoit Benjamin 5-13 1-4 7 11, Mark Jones 1-2 0-0 2 2, Michael Jaco 6-10 0-2 5 12, Michael Johnson 2-7 2-3 7 6, Vernon Moore 4-8 2-2 4 12, Kenneth Evans 0-0 0-0 0 0, Reggie Morris 1-2 0-0 1 2, Landreth Baugh 0-0 0-0 0 0, Joe Bresnahan 0-4 1-2 5 1. Team rebounds 8. **Totals 26-64 10-17 47 62.**

Halftime score: Creighton 30-28. FG%: Nebraska 38.0, Creighton 40.6. FT%: Nebraska 75.0, Creighton 58.8. Total fouls: Nebraska 21, Creighton 28. Fouled out: Hoppen, Jaco, Turnovers: Nebraska 16, Creighton 21. Attendance: 9,066.

## Game No. 4

### Nebraska 69, Mo.-Kansas City 50 Dec. 8—at Lincoln

**MISSOURI-KANSAS CITY (50):** Ronnie Robinson 5-7 3-6 4 13, Mike Bellmann 6-8 2-6 6 14, Tim Stumpf 1-2 0-0 1 2, Mark Bilger 1-4 2-2 2 4, Bill Ferkling 5-11 0-0 1 10, Rick Westfall 0-2 0-0 1 0, Dan Key 1-2 0-0 1 2, Rich Parks-El 0-0 0-0 0 0, Chuck Pohlman 0-4 5-6 0 5. Team rebounds 5. **Totals 19-40 12-20 21 50.**

**NEBRASKA (69):** Claude Renfro 1-3 0-0 7 2, Stan Cloudy 7-12 0-0 5 14, Dave Hoppen 6-10 0-1 5 12, David Ponce 1-4 0-0 1 2, Greg Downing 5-7 2-2 1 12, Brett Hughes 0-0 0-0 1 0, Handy Johnson 3-5 1-2 1 7, Eric Williams 2-5 1-2 0 5, Kenny Walton 2-3 1-1 2 5, Lenard Johnson 0-0 0-0 3 0, Terry Smith 4-6 2-6 3 10, Trent Scarlett 0-1 0-0 0 0. Team rebounds 6. **Totals 31-56 7-14 35 69.**

Halftime score: Nebraska, 33-22. FG%: Missouri-Kansas City 47.5, Nebraska 55.4. FT%: Missouri-Kansas City 60.0, Nebraska 50.0. Total fouls: Missouri-Kansas City 19, Nebraska 22. Fouled out: L. Johnson. Turnovers: Missouri-Kansas City 19, Nebraska 15. Attendance: 6,917.

## Game No. 5

### Nebraska 59, Baylor 56 Dec. 11—at Lincoln

**BAYLOR (56):** David Glover 1-2 0-0 2 2, Daryl Baucham 6-10 4-6 7 16, Ozell Hall 6-10 0-1 7 12, Jay Shakir 3-7 2-2 9 8, James Stern 1-5 0-0 1 2, Ronnie Blake 1-1 0-1 0 2, Maurice Dorsey 4-6 1-1 0 9, Glen Mays 0-2 1-2 0 1, Mike Heller 2-3 0-0 3 4. Team rebounds 2. **Totals 24-46 8-13 31 56.**

**NEBRASKA (59):** Claude Renfro 4-8 1-1 4 9, Stan Cloudy 3-8 2-4 4 8, Dave Hoppen 3-5 0-0 3 6, David Ponce 4-7 4-4 2 12, Greg Downing 2-4 5-6 1 9, Handy Johnson 0-4 0-0 0 0, Eric Williams 0-1 2-2 1 2, Kenny Walton 0-1 0-0 1 0, Lenard Johnson 5-8 1-1 3 11, Terry Smith 0-4 2-2 2 2. Team rebounds 5. **Totals 21-50 17-20 26 59.**

Halftime score: Nebraska 25-23. FG%: Baylor 52.2, Nebraska 42.0. FT%: Baylor 61.5, Nebraska 85.0. Tot-

\*Statistics listed are fg-fga ft-fta reb. tp.

# NU GAME-BY-GAME IN 1982-83\*

al fouls: Baylor 22, Nebraska 17. Fouled out: Stern. Turnovers: Baylor 19, Nebraska 11. Attendance: 9,092.

## Game No. 6

### **Nebraska 68, Wyoming 57** **Dec. 18—at Lincoln**

**WYOMING (57):** Mark Wrapp 5-12 1-2 5 11, Jamal Hosey 2-3 0-0 2 4, Mark Getty 1-4 0-0 1 2, Anthony Johnson 1-2 1-1 0 3, Mike Jackson 3-8 0-2 1 6, Tony Martin 4-12 7-9 15 15, Robert Howling 1-1 0-0 0 2, Rodney Gowens 0-0 0-0 0 0, Troy Washpun 3-3 2-2 2 8, Steve Shockey 1-1 0-0 1 2, Anthony Smith 2-4 0-0 0 4. Team rebounds 1. **Totals 23-50 11-16 28 57.**

**NEBRASKA (68):** Claude Renfro 5-10 3-5 6 13, Stan Cloudy 4-7 1-3 4 9, Dave Hoppen 5-9 8-10 8 18, David Ponce 3-5 6-8 4 12, Greg Downing 3-4 2-2 1 8, Handy Johnson 0-1 0-0 0 0, Eric Williams 0-1 1-3 1 1, Kenny Walton 1-1 0-0 0 2, Lenard Johnson 0-0 0-0 0 0, Terry Smith 0-2 5-6 0 5. Team rebounds 1. **Totals 21-40 26-37 25 68.**

Halftime score: Nebraska, 31-25. FG%: Wyoming 46.0, Nebraska 52.5. FT%: Wyoming 68.8, Nebraska 70.3. Total fouls: Wyoming 27, Nebraska 18. Fouled out: Getty, Jackson. Turnovers: Wyoming 19, Nebraska 16. Attendance: 10,432.

## Game No. 7

### **Nebraska 93, Missouri Western 43** **Dec. 20—at Lincoln**

**MISSOURI WESTERN (43):** Frank Wheeler 2-10 2-2 2 6, Larry Ingram 6-11 2-2 2 14, Calvin Cooper 3-12 0-3 4 6, Arthur Cooks 4-10 3-4 3 11, Jim Finley 0-0 0-0 1 0, James Holines 0-7 0-0 3 0, Alan Fabrizius 1-1 2-2 7 4, Curtis Cross 0-0 0-0 1 0, Greg Collins 0-4 0-0 0 0, George Henderson 0-1 0-0 2 0, John Worthy 1-4 0-0 1 2. Team rebounds 4. **Totals 17-61 9-13 32 43.**

**NEBRASKA (93):** Claude Renfro 3-3 0-0 5 6, Stan Cloudy 6-7 1-1 7 13, Dave Hoppen 2-3 6-6 1 10, David Ponce 1-2 2-2 1 4, Greg Downing 3-5 0-0 2 6, Brett Hughes 2-5 0-2 1 4, Handy Johnson 1-5 0-2 3 2, Eric Williams 1-1 2-2 0 4, Kenny Walton 6-10 2-4 12 14, Lenard Johnson 5-6 0-1 5 10, Terry Smith 3-5 8-9 2 14, Trent Scarlett 3-7 0-2 1 6. Team rebounds 2. **Totals 36-59 21-31 42 93.**

Halftime score: Nebraska, 35-14. FG%: Missouri Western 27.9, Nebraska 61.0. FT%: Missouri Western 69.2, Nebraska 67.7. Total fouls: Missouri Western 26, Nebraska 19. Fouled out: Finley, H. Johnson. Turnovers: Missouri Western 27, Nebraska 20. Attendance: 6,455.

## Game No. 8

### **Nebraska 66, Cornell 56** **Dec. 29—at Indianapolis**

**CORNELL (56):** Brad Bomba 5-12 3-5 10 13, Drew Martin 4-12 3-4 5 11, Ken Bantum 5-12 3-6 2 13, George Hall 2-8 5-6 4 9, Hawathia Wilson 4-6 0-1 3 8, Eric King 1-1 0-0 1 2, Les Daggis 0-0 0-0 1 0, Stuart Mitchell 0-0 0-0 0 0. Team rebounds 1. **Totals 21-51 14-22 27 56.**

**NEBRASKA (66):** Claude Renfro 2-3 2-4 6 6, Stan Cloudy 6-10 2-3 3 14, Dave Hoppen 3-7 4-4 8 10, David Ponce 4-8 3-5 0 11, Greg Downing 2-4 2-2 4 6, Kenny Walton 1-2 0-0 1 2, Lenard Johnson 4-5 1-1 3 9, Eric Williams 3-3 0-0 0 6, Terry Smith 1-1 0-0 1 2, Handy Johnson 0-1 0-0 1 0. Team rebounds 5. **Totals 26-44 14-19 32 66.**

Halftime score: Nebraska, 29-24. FG%: Cornell 41.2, Nebraska 59.1. FT%: Cornell 63.6, Nebraska 73.7. Total fouls: Cornell 20, Nebraska 20. Fouled out: Bantum. Turnovers: Cornell 20, Nebraska 22. Attendance: 16,122.

## Game No. 9

### **Indiana 67, Nebraska 50** **Dec. 30—at Indianapolis**

**NEBRASKA (50):** Stan Cloudy 3-8 0-0 5 6, Claude Renfro 3-6 0-0 5 6, Dave Hoppen 4-7 4-0 3 12, David Ponce 4-9 4-4 3 12, Greg Downing 2-4 0-0 0 4, Eric Williams 2-4 0-1 0 4, Lenard Johnson 3-6 0-0 4 6, Handy Johnson 0-3 0-0 0 0, Terry Smith 0-1 0-0 0 0, Kenny Walton 0-3 0-0 2 0, Brett Hughes 0-0 0-0 0 0, Trent Scarlett 0-1 0-0 0 0. Team rebounds 5. **Totals 21-52 8-11 27 50.**

**INDIANA (67):** Ted Kitchel 4-6 0-1 0 8, Randy Wittman 8-15 3-4 6 19, Steve Bouchie 4-5 0-0 2 8, Jim Thomas 5-7 4-4 7 14, Tony Brown 3-4 0-1 2 6, Stew Robinson 0-0 0-1 1 0, Winston Morgan 0-1 0-0 4 0, Uwe Blab 4-7 1-2 2 9, John Flowers 0-2 0-1 0 0, Mike Glomi 1-2 1-2 4 3, Dan Dakich 0-1 0-0 0 0, Cam Cameron 0-0 0-0 1 0. Team rebounds 2. **Totals 29-50 9-15 31 67.**

Halftime score: Indiana, 28-17. FG%: Nebraska 40.4, Indiana 58.0. FT%: Nebraska 72.7, Indiana 60.0. Total fouls: Nebraska 20, Indiana 14. Fouled out: Hoppen. Turnovers: Nebraska 15, Indiana 12. Attendance: 16,803.

## Game No. 10

### **Arkansas 64, Nebraska 58** **Jan. 3—at Little Rock**

**NEBRASKA (58):** Stan Cloudy 7-9 0-0 3 14, Claude Renfro 1-4 2-2 4 4, Dave Hoppen 4-7 0-0 3 8, Greg Downing 4-7 2-2 2 10, David Ponce 1-4 0-0 0 2, Lenard Johnson 1-2 3-4 3 5, Eric Williams 4-6 0-0 2 8,

\*Statistics listed are fg-fga ft-fba re, tp.

Continued Next Page

# NU GAME-BY-GAME IN 1982-83\*

Kenny Walton 1-3 4-5 4 6, Terry Smith 0-1 1-2 0 1. Team rebounds 0. **Totals 23-43 12-15 22 58.**

**ARKANSAS (64):** Leroy Sutton 1-2 0-0 1 2, Joe Kleine 2-9 0-4 10 4, John Snively 0-3 0-0 0 0, Alvin Robertson 8-11 1-2 4 17, Darrell Walker 8-14 6-11 2 22, Ricky Norton 1-2 2-2 3 4, Charles Balentine 2-2 3-4 2 7, Carey Kelly 2-3 0-0 1 4, Robert Kitchen 0-0 0-0 1 0, Darryl Bedford 0-0 0-0 0 0, Keenan DeBose 1-1 2-2 3 4, Robert Brannon 0-0 0-0 1 0. Team rebounds 0. **Totals 25-47 14-25 28 64.**

Halftime score: Arkansas, 35-25. FG%: Nebraska 53.5, Arkansas 53.2. FT%: Nebraska 80.0, Arkansas 56.0. Total fouls: Nebraska 20, Arkansas 15. Fouled out: Kleine, Robertson. Turnovers: Nebraska 20, Arkansas 17. Attendance: 7,920.

## Game No. 11

### Nebraska 94, Mesa 37 Jan. 7—at Lincoln

**MESA (57):** Kevin Flohr 7-11 1-1 2 15, Daven Bond 3-10 2-2 2 8, Eric Hawkins 5-10 3-4 6 13, Rick Eccher 2-5 0-0 2 4, Tony Sturges 1-2 1-2 4 3, Carl Flageolle 0-0 0-0 1 0, Bob Barrows 2-5 2-3 3 6, Tom Aceto 1-7 2-3 4 4, Brian Reynolds 1-2 0-0 0 2, Scott Hill 1-1 0-1 2 2, Scott Goad 0-1 0-1 1 0. Team rebounds 3. **Totals 23-54 11-16 29 57.**

**NEBRASKA (94):** Claude Renfro 2-5 5-8 5 9, Stan Cloudy 2-5 0-0 5 4, Dave Hoppen 5-9 1-1 6 11, David Ponce 1-4 1-2 0 3, Greg Downing 2-3 0-0 2 4, Brett Hughes 5-5 2-3 0 12, Handy Johnson 9-10 0-2 3 18, Eric Williams 0-3 0-0 0 0, Kenny Walton 4-10 1-2 11 9, Lenard Johnson 1-5 5-8 7 7, Terry Smith 5-11 6-11 10 16, Trent Scarlett 0-1 1-2 0 1. Team rebounds 2. **Totals 36-71 22-39 51 94.**

Halftime score: Nebraska, 49-19. FG%: Meas 42.6, Nebraska 50.7. FT%: Mesa 68.8, Nebraska 56.4. Total fouls: Mesa 29, Nebraska 19. Fouled out: Flohr, Sturges, Hill. Turnovers: Mesa 26, Nebraska 10. Attendance: 6,928.

## Game No. 12

### Nebraska 98, SW Missouri State 46 Jan. 15—at Lincoln

**SOUTHWEST MISSOURI STATE (46):** Joe Ward 4-16 0-2 6 8, Bobby Howard 3-10 0-0 2 6, Ricky Johnson 6-13 0-1 8 12, Anthony Boggs 2-9 2-2 0 6, Brian Smith 1-4 0-0 0 2, Basil Robinson 0-3 1-3 2 1, Chris Scott 3-7 0-0 5 6, Rand Chappell 0-0 1-2 0 1, Eric Gray 0-0 0-4 2 0, Tony Graves 0-1 0-0 0 0, Dan Bracker 1-1 2-4 0 4. Team rebounds 4. **Totals 20-64 6-18 29 46.**

**NEBRASKA (98):** Claude Renfro 4-4 0-0 5 8, Stan Cloudy 6-7 0-0 3 12, Dave Hoppen 5-11 0-0 7 10, David Ponce 2-3 2-2 1 6, Greg Downing 6-7 0-0 4 12, Brett Hughes 0-0 2-3 2 2, Handy Johnson 3-8 2-5 3 8, Eric Williams 4-4 1-1 0 9, Kenny Walton 4-8 0-0 8 8, Lenard Johnson 1-4 2-6 4 4, Terry Smith 7-10 1-2 9

15, Trent Scarlett 2-4 0-1 5 4. Team rebounds 5. **Totals 44-70 10-20 56 98.**

Halftime score: Nebraska, 45-13. FG%: SW Missouri 31.3, Nebraska 62.9. FT%: SW Missouri 33.3, Nebraska 50.0. Total fouls: SW Missouri 19, Nebraska 24. Fouled out: L. Johnson. Turnovers: SW Missouri 21, Nebraska 16. Attendance: 9,287.

## Game No. 13

### Nebraska 59, Iowa State 54 Jan. 18—at Ames

**NEBRASKA (59):** Claude Renfro 5-8 2-2 11 12, Stan Cloudy 1-4 0-0 4 2, Dave Hoppen 7-13 6-7 11 20, Greg Downing 3-6 2-3 1 8, David Ponce 0-4 2-4 1 2, Eric Williams 2-6 0-1 1 4, Kenny Walton 1-1 0-0 1 2, Lenard Johnson 0-1 0-2 0 0, Handy Johnson 1-2 0-0 0 2, Terry Smith 2-3 3-7 4 7. Team rebounds 3. **Totals 22-48 15-26 37 59.**

**IOWA STATE (54):** Barry Stevens 6-13 1-2 6 13, Raynal Harris 1-3 0-0 3 2, Ron Falenschek 0-1 0-0 3 0, Ron Harris 2-11 5-7 4 9, Terrence Allen 6-12 2-2 8 14, David Moss 2-4 0-2 4 4, Jeff Hornacek 2-3 1-2 1 5, Tom Peterson 2-3 1-3 3 5, Paul Beene 0-1 2-4 1 2, Ron Virgil 0-0 0-0 0 0. Team rebounds 2. **Totals 21-51 12-22 35 54.**

Halftime score: Nebraska, 32-29. FG%: Nebraska 45.8, Iowa State 41.2. FT%: Nebraska 57.7, Iowa State 54.5. Total fouls: Nebraska 23, Iowa State 21. Fouled out: Ron Harris. Turnovers: Nebraska 13, Iowa State 14. Attendance: 8,860.

## Game No. 14

### Colorado 72, Nebraska 69 Jan. 22—at Boulder

**NEBRASKA (69):** Claude Renfro 5-9 2-2 11 12, Stan Cloudy 4-10 0-0 4 8, Dave Hoppen 9-15 6-8 8 24, David Ponce 6-10 4-5 1 16, Greg Downing 2-6 0-0 3 4, Eric Williams 0-0 0-2 0 0, Kenny Walton 0-2 0-0 0 0, Terry Smith 0-1 0-0 1 0, Handy Johnson 1-3 0-0 0 2, Lenard Johnson 1-1 1-1 2 3. Team Rebounds 0. **Totals 28-57 13-18 30 69.**

**COLORADO (72):** Vince Kelley 1-5 4-7 9 6, Rob Gonzalez 2-4 6-6 3 10, Randy Downs 5-6 9-11 2 19, Billy Houston 4-7 4-4 6 12, Jay Humphries 9-13 4-4 2 22, Don Yowell 0-1 1-2 0 1, Kevin Cornish 0-1 0-0 2 0, Mike Reid 0-0 2-4 0 2. Team rebounds 0. **Totals 21-37 30-38 24 72.**

Halftime score: Nebraska, 28-23. FG%: Nebraska 49.1, Colorado 56.8. FT%: Nebraska 72.2, Colorado 78.9. Total fouls: Nebraska 28, Colorado 18. Fouled out: Cloudy, Hoppen, L. Johnson, Kelley, Humphries. Turnovers: Nebraska 14, Colorado 12. Attendance: 11,199.

\*Statistics listed are fg-fga ft-fta reb. tp.

# NU GAME-BY-GAME IN 1982-83\*

## Game No. 15

### Nebraska 59, Kansas State 43 Jan. 26—at Lincoln

**KANSAS STATE (43):** Tyrone Jackson 2-6 1-2 8 5, Eddie Elder 3-7 2-2 6 8, Les Craft 4-11 1-2 4 9, Ed Galvao 3-5 1-2 1 7, Fred Marshall 0-2 0-0 0 0, Jim Roder 3-4 2-3 0 8, Kenny Williams 0-2 0-0 0 0, Jonas Cody 3-7 0-0 1 6, Lafayette Watkins 0-3 0-0 3 0, Neal Degner 0-1 0-0 3 0. Team rebounds: 6. **Totals 18-48 7-11 32 43.**

**NEBRASKA (59):** Claude Renfro 4-5 3-4 4 11, Stan Cloudy 2-7 2-2 10 6, Dave Hoppen 9-10 9-12 2 27, David Ponce 1-5 0-0 2 2, Greg Downing 5-5 0-1 4 10, Brett Hughes 0-0 0-0 0 0, Eric Williams 0-4 3-6 0 3, Kenny Walton 0-0 0-1 1 0, Terry Smith 0-1 0-0 0 0, Trent Scarlett 0-0 0-1 1 0. Team rebounds 2. **Totals 21-37 17-27 26 59.**

Halftime score: Nebraska, 33-22. FG%: Kansas State 37.5, Nebraska 56.8. FT%: Kansas State 63.6, Nebraska 63.0. Total fouls: Kansas State 21, Nebraska 15. Fouled out: Elder, Craft. Turnovers: Kansas State 9, Nebraska 7. Attendance: 11,660.

## Game No. 16

### Missouri 79, Nebraska 36 Jan. 29—at Columbia

**NEBRASKA (56):** Claude Renfro 1-5 3-4 4 5, Stan Cloudy 7-14 0-1 3 14, Dave Hoppen 3-7 5-9 4 11, David Ponce 2-5 0-0 1 4, Greg Downing 1-4 0-0 0 2, Brett Hughes 0-1 0-0 0 0, Handy Johnson 0-1 0-0 0 0, Eric Williams 3-5 0-0 0 6, Kenny Walton 1-3 0-0 5 2, Terry Smith 3-6 6-6 5 12, Trent Scarlett 0-0 0-0 0 0. Team rebounds 1. **Totals 21-51 14-20 23 56.**

**MISSOURI (79):** Greg Cavener 6-9 5-6 10 17, Ron Jones 4-4 0-0 2 8, Steve Stipanovich 9-13 4-5 12 22, Jon Sundvoid 5-10 0-0 2 10, Mark Dressler 5-7 2-2 5 12, Barry Laurie 0-1 0-0 0 0, Prince Bridges 1-3 0-0 2 2, Dwight Moody 1-1 0-1 0 2, Billy Roundtree 0-0 0-1 0 0, Steve Musser 0-0 0-0 0 0, Michael Walker 2-2 0-1 0 4, Mark Sparks 0-0 2-2 0 2. Team rebounds 0. **Totals 33-50 13-18 33 79.**

Halftime score: Missouri 39-24. FG%: Nebraska 41.2, Missouri 66.0. FT%: Nebraska 70.0, Missouri 72.2. Total fouls: Nebraska 20, Missouri 16. Fouled out: Hoppen. Turnovers: Nebraska 10, Missouri 12. Attendance: 11,582.

## Game No. 17

### Nebraska 60, Oklahoma 59 Feb. 2—at Lincoln

**OKLAHOMA (59):** Wayman Tisdale 10-21 3-5 7 33, David Little 2-7 2-2 5 6, Charles Jones 5-6 2-2 12 12, Bo Overton 6-9 0-0 5 12, Chucky Barnett 2-8 0-0 2 4, Jan Pannell 0-0 2-2 2 2. Team rebounds 0. **Totals**

25-51 9-11 33 59.

**NEBRASKA (60):** Claude Renfro 4-12 0-1 5 8, Stan Cloudy 10-13 0-0 6 20, Dave Hoppen 3-11 2-2 5 6, David Ponce 3-7 1-2 2 7, Greg Downing 1-4 2-2 4 4, Eric Williams 1-1 0-0 0 2, Terry Smith 5-6 1-3 4 11. Team rebounds 0. **Totals 27-54 6-10 24 60.**

Halftime score: Oklahoma, 35-31. FG%: Oklahoma 49.0, Nebraska 50.0. FT%: Oklahoma 81.8, Nebraska 60.0. Total fouls: Oklahoma 13, Nebraska 12. Fouled out: None. Turnovers: Oklahoma 9, Nebraska 4. Attendance: 9,017.

## Game No. 18

### Nebraska 68, Kansas 61 Feb. 5—at Lincoln

**KANSAS (61):** Kerry Boagni 7-14 3-6 4 17, Calvin Thompson 2-4 1-2 3 5, Kelly Knight 2-3 0-0 1 4, Carl Henry 5-9 2-3 4 12, Jeff Guioit 0-1 1-2 1 1, Jeff Dishman 8-12 0-0 10 16, Lance Hill 0-0 0-0 1 0, Tad Boyle 0-0 0-0 0 0, Ron Kellogg 3-5 0-0 2 6, Brian Martin 0-0 0-0 0 0. Team rebounds 3. **Totals 27-48 7-13 29 61.**

**NEBRASKA (68):** Claude Renfro 5-7 2-3 3 12, Stan Cloudy 3-7 0-0 3 6, Dave Hoppen 2-9 3-4 4 7, David Ponce 2-6 2-3 1 6, Greg Downing 4-5 5-6 3 13, Eric Williams 3-5 0-0 1 6, Kenny Walton 0-1 0-0 0 0, Terry Smith 7-8 4-6 5 18. Team rebounds 3. **Totals 26-48 16-22 23 68.**

Halftime score: Nebraska, 33-24. FG%: Kansas 56.3, Nebraska 54.2. FT%: Kansas 53.8, Nebraska 72.7. Total fouls: Kansas 22, Nebraska 15. Fouled out: None. Turnovers: Kansas 24, Nebraska 17. Attendance: 8,119.

## Game No. 19

### Oklahoma State 71, Nebraska 63 (2ot) Feb. 9—at Stillwater

**NEBRASKA (63):** Claude Renfro 3-3 1-3 4 7, Stan Cloudy 6-12 3-4 6 15, Dave Hoppen 7-13 2-2 4 16, David Ponce 0-0 0-1 1 0, Greg Downing 5-9 0-0 3 10, Eric Williams 2-5 0-0 3 10, Lenard Johnson 3-3 0-0 3 6, Terry Smith 1-4 2-2 1 4. Team rebounds 3. **Totals 27-49 9-14 29 63.**

**OKLAHOMA STATE (71):** Charles Williams 3-4 2-2 3 8, Raymond Crenshaw 4-7 2-2 5 10, Leroy Combs 7-13 2-2 5 16, Lorenza Andrews 8-16 3-3 1 19, Matt Clark 6-10 2-7 2 14, Bill Self 1-1 2-2 1 4. Team rebounds 3. **Totals 29-51 13-18 20 71.**

Halftime score: Oklahoma State, 26-25. Regulation: 49-49. First overtime: 53-53. FG%: Nebraska 55.1, Oklahoma State 56.9. FT%: Nebraska 64.3, Oklahoma State 72.2. Total fouls: Nebraska 19, Oklahoma State 13. Fouled out: Hoppen. Turnovers: Nebraska 19, Oklahoma State 11. Attendance: 6,150.

\*Statistics listed are fg-fga ft-fta reb. tp.

Continued Next Page

# NU GAME-BY-GAME IN 1982-83\*

## Game No. 20

### Nebraska 68, Colorado 56 Feb. 12—at Lincoln

**COLORADO (56):** Vince Kelley 6-7 0-1 9 12, Rob Gonzalez 4-7 2-2 9 10, Randy Downs 6-12 3-3 5 15, Billy Houston 3-7 0-0 0 6, Jay Humphries 4-11 1-3 2 9, Kevin Cornish 0-1 0-0 0 0, Mike Reid 0-0 0-0 0 0, Jeff Hughes 1-1 0-0 0 2, Don Yowell 1-3 0-0 0 2. Team rebounds 3. **Totals 25-49 6-9 28 56.**

**NEBRASKA (68):** Claude Renfro 4-8 5-7 4 13, Stan Cloudy 5-10 0-0 4 10, Dave Hoppen 4-13 4-4 8 12, David Ponce 2-4 0-1 1 4, Greg Downing 5-7 2-2 4 12, Eric Williams 2-5 2-2 3 6, Kenny Walton 0-0 0-0 0 0, Lenard Johnson 3-3 3-3 2 9, Terry Smith 0-4 2-2 2 2. Team rebounds 1. **Totals 25-54 18-21 29 68.**

Halftime score: Nebraska 34-21, FG%: Colorado 51.0, Nebraska 46.3. FT%: Colorado 66.7, Nebraska 85.7. Total fouls: Colorado 21, Nebraska 17. Fouled out: None. Turnovers: Colorado 16, Nebraska 7. Attendance: 14,438.

## Game No. 21

### Nebraska 56, Kansas State 45 Feb. 16—at Manhattan

**NEBRASKA (56):** Claude Renfro 3-6 1-1 8 7, Stan Cloudy 6-10 1-2 3 13, Dave Hoppen 4-8 8-8 2 16, David Ponce 1-4 4-5 3 6, Greg Downing 4-5 0-0 0 8, Eric Williams 1-1 0-0 2 2, Terry Smith 1-2 0-0 0 2, Lenard Johnson 1-1 0-1 1 2. Team rebounds 2. **Totals 21-37 14-17 21 56.**

**KANSAS STATE (45):** Lafayette Watkins 4-9 0-0 1 8, Neal Degner 1-2 0-0 3 2, Les Craft 5-8 3-3 4 13, Freddy Marshall 4-7 1-1 1 9, Jim Roder 1-1 3-5 2 5, Ben Mitchell 0-0 0-0 1 0, Ed Galvaio 1-3 0-0 1 2, Eddie Elder 2-4 0-0 1 4, Jonas Cody 1-2 0-0 0 2, Tyrone Jackson 0-1 0-0 1 0. Team rebounds 3. **Totals 19-37 7-9 18 45.**

Halftime score: Nebraska, 25-22. FG%: Nebraska 56.8, Kansas State 51.4. FT%: Nebraska 82.4, Kansas State 77.8. Total fouls: Nebraska 15, Kansas State 22. Fouled out: Craft, Marshall. Turnovers: Nebraska 14, Kansas State 22. Attendance: 11,100.

## Game No. 22

### Nebraska 67, Iowa State 66 Feb. 19—at Lincoln

**IOWA STATE (66):** Barry Stevens 3-9 2-4 2 8, Ron Harris 10-12 2-4 3 22, Ron Falenschek 3-5 1-1 4 7, Jeff Hornacek 6-9 2-2 4 14, Terrence Allen 1-6 4-4 4 6, Ron Virgil 1-3 0-0 0 2, Ted Burbach 1-1 1-2 1 3, Tom Peterson 1-2 0-0 7 2, David Moss 1-4 0-0 4 2. Team rebounds 0. **Totals 27-51 12-17 29 66.**

**NEBRASKA (67):** Claude Renfro 3-4 2-4 9 8, Stan Cloudy 3-8 0-0 4 6, Dave Hoppen 7-8 11-15 4 25,

David Ponce 1-5 4-4 2 6, Greg Downing 5-9 3-5 3 13, Eric Williams 2-7 0-1 4 4, Kenny Walton 0-0 0-0 0 0, Lenard Johnson 1-4 2-2 4 4, Terry Smith 0-1 1-2 1 1. Team rebounds 1. **Totals 22-46 23-33 32 67.**

Halftime score: Iowa State, 35-27. FG%: Iowa State 52.9, Nebraska 47.8. FT%: Iowa State 70.6, Nebraska 69.7. Total fouls: Iowa State 27, Nebraska 17. Fouled out: Falenschek. Turnovers: Iowa State 13, Nebraska 15. Attendance: 14,586.

## Game No. 23

### Oklahoma 84, Nebraska 71 Feb. 24—at Norman

**NEBRASKA (71):** Claude Renfro 3-8 0-1 2 6, Stan Cloudy 10-16 0-0 3 20, Dave Hoppen 8-17 5-6 8 21, Greg Downing 6-13 0-0 2 12, David Ponce 3-6 0-0 1 6, Eric Williams 1-3 0-0 2 2, Terry Smith 1-2 0-2 2 2, Lenard Johnson 1-3 0-0 0 2. Team rebounds 1. **Totals 33-68 5-9 21 71.**

**OKLAHOMA (84):** David Little 11-18 10-11 6 32, Wayman Tisdale 10-14 7-9 6 27, Charles Jones 3-3 2-5 5 8, Chucky Barnett 1-2 0-0 1 2, Bo Overton 1-4 5-6 3 7, Jan Pannell 2-3 2-2 6 6, Calvin Pierce 1-1 0-0 5 2. Team rebounds 2. **Totals 29-45 26-33 34 84.**

Halftime score: Oklahoma, 35-28. FG%: Nebraska 48.5, Oklahoma 64.4. FT%: Nebraska 55.6, Oklahoma 78.7. Total fouls: Nebraska 25, Oklahoma 11. Fouled out: Downing, Smith. Turnovers: Nebraska 9, Oklahoma 15. Attendance: 11,126.

## Game No. 24

### Missouri 54, Nebraska 51 Feb. 26—at Lincoln

**MISSOURI (54):** Greg Cavener 3-3 0-2 7 6, Ron Jones 3-3 0-0 3 6, Steve Stipanovich 6-10 3-5 7 15, Prince Bridges 1-2 2-2 0 4, Jon Sundvold 8-16 3-4 2 19, Mark Dressler 1-1 0-0 1 2, Michael Walker 1-2 0-0 0 2. Team rebounds 3. **Totals 23-37 8-13 23 54.**

**NEBRASKA (51):** Claude Renfro 5-9 0-0 3 10, Stan Cloudy 4-6 1-2 1 9, Dave Hoppen 3-9 4-4 5 10, David Ponce 3-5 0-0 1 6, Greg Downing 4-4 0-0 3 8, Eric Williams 2-2 0-0 0 4, Lenard Johnson 0-0 0-0 0 0, Terry Smith 2-3 0-0 0 4. Team rebounds 1. **Totals 23-42 5-6 14 51.**

Halftime score: Nebraska, 26-25. FG%: Missouri 62.2, Nebraska 54.8. FT%: Missouri 61.5, Nebraska 83.3. Total fouls: Missouri 13, Nebraska 17. Fouled out: Williams. Turnovers: Missouri 15, Nebraska 8. Attendance: 14,682.

## Game No. 25

### Nebraska 60, Kansas 58 March 2—at Lawrence

**NEBRASKA (60):** Claude Renfro 0-3 3-4 7 3, Stan Cloudy 7-11 1-2 3 15, Dave Hoppen 5-6 7-8 5 17, David Ponce 3-8 3-4 1 9, Eric Williams 1-2 1-2 1 3,

\*Statistics listed are fg-fga ft-fta reb. pt.

# NU GAME-BY-GAME IN 1982-83\*

Handy Johnson 3-6 0-0 2 6, Lenard Johnson 3-6 1-3 2 7, Terry Smith 0-2 0-0 1 0. Team rebounds 5. **Totals 22-44 16-23 27 60.**

**KANSAS (58):** Kerry Boagni 3-7 0-0 4 6, Calvin Thompson 0-8 0-0 0 0, Kelly Knight 6-11 5-6 9 17, Carl Henry 9-14 3-4 10 21, Jeff Guiot 2-3 0-0 4 4, Ron Kellogg 2-4 0-1 3 4, Tad Boyle 0-0 2-2 0 2, Jeff Dishman 1-1 1-2 3 3, Lance Hill 0-2 1-2 0 1, Mark Summers 0-0 0-0 0 0. Team rebounds 1. **Totals 23-50 12-17 34 58.**

Halftime score: Kansas, 35-32. FG%: Nebraska 50.0, Kansas 46.0. FT%: Nebraska 69.6, Kansas 70.5. Total fouls: Nebraska 20, Kansas 17. Fouled out: None. Turnovers: Nebraska 10, Kansas 16. Attendance: 6,433.

## Game No. 26

### Nebraska 77, Oklahoma State 68 March 5—at Lincoln

**OKLAHOMA STATE (68):** Charles Williams 3-4 2-2 1 8, Raymond Crenshaw 4-9 4-4 6 12, Leroy Combs 6-13 6-7 11 18, Lorenza Andres 3-12 5-8 3 12, Matt Clark 5-13 5-6 0 13, Mitch Jones 1-2 0-0 0 2, Bill Self 0-1 0-0 0 0, Rick Anderson 0-2 1-2 2 1. Team rebounds 2. **Totals 22-56 24-29 25 68.**

**NEBRASKA (77):** Claude Renfro 4-4 4-5 7 12, Stan Cloudy 5-8 6-7 5 16, Dave Hoppen 5-8 1-2 8 11, David Ponce 8-9 3-4 2 19, Eric Williams 3-9 7-10 6 13, Handy Johnson 0-1 0-0 0 0, Greg Downing 0-0 0-1 1 0, Lenard Johnson 1-1 0-0 0 2, Terry Smith 2-2 0-1 4 4. Team rebounds 0. **Totals 28-42 21-30 33 77.**

Halftime score: Nebraska, 38-34. FG%: Oklahoma State 39.3, Nebraska 66.7. FT%: Oklahoma State 82.8, Nebraska 70.0. Total fouls: Oklahoma State 27, Nebraska 25. Fouled out: Crenshaw, Andrews, Self, Hoppen. Turnovers: Oklahoma State 14, Nebraska 20. Attendance: 14,009.

## Big Eight Tournament

### Game No. 27

#### First Round

### Nebraska 94, Iowa State 71 March 8—at Lincoln

**IOWA STATE (71):** Barry Stevens 4-9 2-2 4 10, Ron Harris 6-11 1-1 3 13, Ron Falenschek 1-2 0-0 2 2, Jeff Hornacek 1-7 0-0 1 2, Terrence Allen 3-5 8-8 6 14, Paul Beene 7-12 3-6 0 17, Ron Virgil 0-1 3-4 4 3, Ted Burbach 0-1 0-0 0 0, Raynal Harris 0-0 2-2 0 2, Tom Peterson 0-2 0-0 1 0, David Moss 0-1 0-0 0 0, Doug Jones 4-5 0-0 2 8. Team rebounds 1. **Totals 26-56 19-23 24 71.**

**NEBRASKA (94):** Claude Renfro 2-7 8-8 6 12, Stan Cloudy 5-9 2-2 6 12, Dave Hoppen 3-4 1-1 2 7, David Ponce 3-6 8-8 4 14, Eric Williams 2-2 2-2 2 6, Brett Hughes 0-1 0-0 0 0, Handy Johnson 4-5 3-4 1 11, Greg

Downing 2-5 0-0 2 4, Kenny Walton 1-3 0-3 4 2, Lenard Johnson 3-3 1-3 5 7, Terry Smith 2-3 7-8 1 11, Trent Scarlett 3-4 2-3 2 8. Team rebounds 2. **Totals 30-52 34-42 37 94.**

Halftime score: Nebraska, 39-24. FG%: Iowa State 46.4, Nebraska 57.7. FT%: Iowa State 82.6, Nebraska 81.0. Total fouls: Iowa State 33, Nebraska 25. Fouled out: Allen, Moss. Turnovers: Iowa State 16, Nebraska 16. Attendance: 10,020.

## Game No. 28

#### Semifinal

### Missouri 69, Nebraska 63 March 11—at Kansas City

**NEBRASKA (63):** Claude Renfro 7-8 1-5 6 15, Stan Cloudy 8-15 2-2 17, Dave Hoppen 8-13 2-2 2 18, David Ponce 2-7 2-2 2 6, Greg Downing 2-4 0-0 3 4, Eric Williams 0-2 1-2 2 1, Lenard Johnson 0-1 2-2 4 2, Terry Smith 0-1 0-0 0 0. Team rebounds 6. **Totals 27-51 9-15 27 63.**

**MISSOURI (69):** Greg Cavener 3-4 3-5 7 9, Ron Jones 0-1 0-0 0 0, Steve Stipanovich 7-17 8-9 8 26, Prince Bridges 6-7 2-4 2 14, Jon Sundvold 6-11 5-8 4 17, Mark Dressler 1-1 1-2 2 3. Team rebounds 5. **Totals 25-41 19-28 28 69.**

Halftime score: Missouri, 31-27. FG%: Nebraska 52.9, Missouri 61.0. FT%: Nebraska 60.0, Missouri 67.9. Total fouls: Nebraska 22, Missouri 13. Fouled out: Johnson. Turnovers: Nebraska 11, Missouri 12. Attendance: 17,082.

## National Invitation Tournament

### Game No. 29

#### First Round

### Nebraska 72, Tulane 65 March 17—at Lincoln

**TULANE (65):** Paul Thompson 4-15 2-3 9 10, Elton Webster 6-10 3-4 8 15, John Williams 4-10 2-2 8 10, Daryl Moreau 3-7 0-0 0 6, Howard Jenkins 6-10 0-0 3 12, Kevin Saulty 2-2 0-0 1 4, Danny Gauthier 0-1 0-0 0 0, Curtis Wallace 4-5 0-1 2 8. Team rebounds 0. **Totals 29-60 7-10 31 65.**

**NEBRASKA (72):** Claude Renfro 4-10 2-3 9 10, Stan Cloudy 10-17 0-0 14 20, Dave Hoppen 6-10 4-9 6 16, David Ponce 7-14 2-3 0 16, Greg Downing 4-7 0-0 2 8, Eric Williams 0-3 0-0 0 0, Lenard Johnson 1-1 0-0 1 2. Team rebounds 5. **Totals 32-62 8-15 37 72.**

Halftime score: Nebraska, 36-35. FG%: Tulane 48.3, Nebraska 51.6. FT%: Tulane 70.0, Nebraska 53.3. Total fouls: Tulane 16, Nebraska 12. Fouled out: None. Turnovers: Tulane 16, Nebraska 11. Attendance: 12,053.

\*Statistics listed are fg-fga ft-fta reb. tp.

Continued Next Page

# NU GAME-BY-GAME IN 1982-83\*

## Game No. 30

### Second Round Nebraska 85, Iona 73 March 21—at Lincoln

**IONA (73):** Tony Hargraves 3-9 2-4 7 8, Gary Springer 4-5 2-2 3 10, Bob Coleman 2-4 1-2 4 5, Rory Grimes 7-13 5-8 2 19, Steve Burt 9-16 4-5 5 22, Artie Russell 4-5 1-2 10 9, Chris Crockett 0-2 0-0 3 0, Dan Parascandola 0-0 0-0 0 0, Mark Hopper 0-0 0-0 0 0. Team rebounds 2. **Totals 29-54 15-23 36 73.**

**NEBRASKA (85):** Claude Renfro 6-8 4-6 3 16, Stan Cloudy 9-17 6-8 8 24, Dave Hoppen 6-11 3-5 3 15, David Ponce 3-5 5-6 1 11, Greg Downing 4-8 2-4 3 10, Eric Williams 1-2 0-0 1 2, Lenard Johnson 2-2 3-5 3 7, Terry Smith 0-0 0-0 1 0, Handy Johnson 0-1 0-0 0 0. Team rebounds 4. **Totals 31-54 23-34 27 85.**

Halftime score: Nebraska, 40-39. FG%: Iona 53.7. Nebraska 57.4. FT%: Iona 65.2. Nebraska 67.6. Total fouls: Iona 31. Nebraska 18. Fouled out: Springer, Coleman, Russell. Turnovers: Iona 30, Nebraska 17. Attendance: 14,712.

## Game No. 31

### Quarterfinal Nebraska 77, Texas Christian 57 March 24—at Lincoln

**TEXAS CHRISTIAN (57):** Doug Arnold 7-17 2-2 9 16, Nick Cucinella 0-1 0-0 2 0, Brian Christensen 3-6 0-0 5 6, Dennis Nutt 4-15 0-0 7 8, Darrell Browder 11-27 3-6 3 25, Tom Mortimer 0-1 0-0 0 0, Kenny Hart 0-0 0-0 1 0, Johnny Pate 1-1 0-0 2 2, Paul Kapturkiewicz, 0-0 0-0 0 0. Team rebounds 7. **Totals 26-68 5-8 36 57.**

\*Statistics listed are fg-fga ft-fta reb. tp.

**NEBRASKA (67):** Claude Renfro 1-2 6-9 4 8, Stan Cloudy 8-13 2-2 9 18, Dave Hoppen 8-14 0-0 6 16, David Ponce 2-8 2-3 2 6, Greg Downing 5-6 0-0 5 10, Brett Hughes 0-0 0-1 0 0, Eric Williams 1-1 0-0 0 2, Lenard Johnson 2-3 1-2 3 5, Trent Scarlett 0-0 2-2 0 2. Team rebounds 2. **Totals 27-47 13-19 31 67.**

Halftime score: Nebraska, 36-19. FG%: Texas Christian 38.2. Nebraska 57.4. FT%: Texas Christian 62.5. Nebraska 68.4. Total fouls: Texas Christian 20, Nebraska 17. Fouled out: None. Turnovers: Texas Christian 15, Nebraska 18. Attendance: 14,753.

## Game No. 32

### Semifinal De Paul 68, Nebraska 58 March 28—at New York

**DE PAUL (68):** Tyrone Corbin 5-9 5-7 16 15, Kevin Holmes 1-4 2-2 6 4, Brett Burkholder 0-2 3-4 3 3, Tony Jackson 5-10 7-9 0 17, Kenny Patterson 2-7 5-7 4 9, Bernard Randolph 5-13 3-6 4 13, Walter Downing 2-8 1-2 5 5, Raymond McCoy 0-1 0-0 0 0, Jerry McMillan 1-2 0-0 1 2. Team rebounds 9. **Totals 21-56 26-37 48 68.**

**NEBRASKA (58):** Stan Cloudy 2-13 0-0 6 4, Claude Renfro 5-13 3-4 5 13, Dave Hoppen 5-13 5-13 9 15, Greg Downing 3-6 4-4 2 10, David Ponce 2-5 0-1 1 4, Eric Williams 2-5 2-2 2 6, Lenard Johnson 3-6 0-0 5 6, Terry Smith 0-1 0-0 0 0, Kenny Walton 0-0 0-0 0 0. Team rebounds 11. **Totals 22-62 14-24 41 58.**

Halftime score: De Paul, 36-31. FG% De Paul 37.5. Nebraska 35.5. FT%: De Paul 70.3. Nebraska 58.3. Total fouls: De Paul 19, Nebraska 27. Fouled out: Jackson, W. Downing, Renfro, Ponce. Turnovers: De Paul 16, Nebraska 18. Attendance: 8,614.





# FINAL 1982-83 BIG EIGHT STANDINGS

## ALL GAMES

Team	W	L	Pct.	Points	Opp. Scoring	
					Points	Margin
Oklahoma State	24	7	.774	2,367	2,119	+8.0
Missouri	26	8	.765	2,429	2,102	+9.6
Oklahoma	24	9	.727	2,717	2,333	+11.6
<b>Nebraska</b>	<b>22</b>	<b>10</b>	<b>.688</b>	<b>2,188</b>	<b>1,950</b>	<b>+7.4</b>
Colorado	13	15	.464	2,020	2,032	-0.4
Iowa State	13	15	.464	1,894	1,973	-2.8
Kansas	13	16	.448	2,054	2,034	+0.7
Kansas State	12	16	.429	1,607	1,635	-1.0

## CONFERENCE GAMES

Team	W	L	Pct.	Points	Opp. Scoring	
					Points	Margin
Missouri	12	2	.857	1,015	855	+11.4
Oklahoma	10	4	.714	1,052	967	+6.1
Oklahoma State	9	5	.643	1,044	997	+3.4
<b>Nebraska</b>	<b>9</b>	<b>5</b>	<b>.643</b>	<b>884</b>	<b>870</b>	<b>+1.0</b>
Iowa State	5	9	.357	935	1,008	-2.8
Kansas State	4	10	.286	798	885	-6.2
Kansas	4	10	.286	938	981	-3.1
Colorado	3	11	.214	978	1,081	-7.4

## 1983 BIG EIGHT TOURNAMENT

### First Round:

Missouri 88, Colorado 73, at Columbia

**Nebraska 94**, Iowa State 71, at Lincoln

Oklahoma State 75, Kansas State 61 at Stillwater

Kansas 87, Oklahoma 77, at Norman

### Semifinals at Kansas City:

Missouri 69, **Nebraska 63**

Oklahoma State 90, Kansas 83

### Final at Kansas City:

Oklahoma State 93, Missouri 92 (2 ot)

## HUSKERS IN 1982-83 BIG EIGHT STATS

### CONFERENCE GAMES

#### TEAM STATISTICS

Field Goal Percentage	FG-FGA	Pct.	Free Throw Percentage	FT-FTA	Pct.
1. Missouri	401-728	.551	1. Missouri	213-296	.720
<b>4. Nebraska</b>	<b>346-678</b>	<b>.510</b>	<b>4. Nebraska</b>	<b>192-276</b>	<b>.696</b>

Rebound Percentage	Reb-Opp	Pct.	Rebound Average	Reb.	Avg.
1. Missouri	460-373	.552	1. Iowa State	524	37.4
<b>5. Nebraska</b>	<b>370-397</b>	<b>.482</b>	<b>8. Nebraska</b>	<b>370</b>	<b>26.4</b>

Continued Next Page

### Rebound Margin

1. Missouri	+6.2
5. Nebraska	-1.9

Offensive Average	Points	Avg.	Defensive Average	Points	Avg.
1. Oklahoma	1,052	75.1	1. Missouri	855	61.1
7. Nebraska	884	63.1	2. Nebraska	870	62.1

## INDIVIDUAL STATISTICS

Scoring	G	FG	FGA	FT	FTA	Points	Avg.
1. Wayman Tisdale, Oklahoma	14	134	247	57	82	325	23.2
9. Dave Hoppen, Nebraska	14	76	147	73	91	225	16.1
17. Stan Cloudy, Nebraska	14	73	136	14	20	160	11.4

FG Percentage	FG-FGA	Pct.	FT Percentage	FT-FTA	Pct.
<i>(Min. of 5 att. per game)</i>			<i>(Min. of 2 att. per game)</i>		
1. Charles Jones, Oklahoma	55-87	.632	1. Rob Gonzalez, Colorado	37-38	.974
8. Greg Downing, Nebraska	45-81	.556	5. Dave Hoppen, Nebraska	73-91	.802

Rebounding	G	No.	Avg.	Assists	G	No.	Avg.
1. Wayman Tisdale, Oklahoma	14	141	10.1	1. Bo Overton, Oklahoma	14	97	6.9
				9. Stan Cloudy, Nebraska	14	53	3.8

Steals	G	No.	Avg.	Blocked Shots	G	No.	Avg.
1. Jay Humphries, Colorado	14	47	3.4	1. Wayman Tisdale, Oklahoma	14	37	2.6
4. Stan Cloudy, Nebraska	14	22	1.6				

## ALL GAMES

### TEAM STATISTICS

Field Goal Percentage	FG-FGA	Pct.	Free Throw Percentage	FT-FTA	Pct.
1. Missouri	938-1751	.536	1. Kansas	424-582	.729
3. Nebraska	855-1668	.513	4. Nebraska	478-696	.687

Rebound Percentage	Reb-Opp	Pct.	Rebound Average	Reb.	Avg.
1. Missouri	1151-947	.549	1. Oklahoma	1,292	39.2
4. Nebraska	980-963	.504	8. Nebraska	980	30.6

### Rebound Margin

1. Missouri	+6.0
4. Nebraska	+0.5

Offensive Avg.	Points	Avg.	Defensive Avg.	Points	Avg.
1. Oklahoma	2,717	82.3	1. Kansas State	1,635	58.4
6. Nebraska	2,188	68.4	2. Nebraska	1,950	60.9

## INDIVIDUAL STATISTICS

Scoring	G	FG	FGA	FT	FTA	Points	Avg.
1. Wayman Tisdale, Oklahoma	33	338	583	134	211	810	24.6
13. Dave Hoppen, Nebraska	32	163	311	119	159	445	13.9
18. Stan Cloudy, Nebraska	32	169	311	36	51	374	11.7
25. Claude Rentro, Nebraska	32	110	209	66	98	286	8.9

FG Percentage	FG-FGA	Pct.	FT Percentage	FT-FTA	Pct.
<i>(Min. of 5 att. per game)</i>			<i>(Min. of 2 att. per game)</i>		
1. Charles Jones, Oklahoma	97-166	.584	1. Rob Gonzalez, Colorado	75-80	.938
2. Greg Downing, Nebraska	101-174	.581	6. David Ponce, Nebraska	85-106	.802
9. Stan Cloudy, Nebraska	169-311	.543	9. Dave Hoppen, Nebraska	119-159	.748

Rebounding	G	No.	Avg.	Assists	G	No.	Avg.
1. Wayman Tisdale, Oklahoma	33	341	10.3	1. Bo Overton, Oklahoma	31	218	7.0

Steals	G	No.	Avg.	Blocked Shots	G	No.	Avg.
1. Jay Humphries, Colorado	28	115	4.1	1. Wayman Tisdale, Oklahoma	33	80	2.4
6. Greg Downing, Nebraska	31	46	1.5				
8. Stan Cloudy, Nebraska	32	45	1.4				

## HUSKER HONORS IN 1982-83

### MOE IBA

National Sports Festival Coach

### DAVE HOPPEN

Second-team All-Big Eight (AP, UPI)  
Second-team Freshman All-American (Basketball Weekly)  
All-National Invitation Tournament  
Freshman All-Big Eight (UPI)  
Big Eight Player-of-the-Week (Feb. 21)  
National Sports Festival

### GREG DOWNING

Defensive All-Big Eight (UPI)

## NU RECORDS BROKEN, TIED IN 1982-83

### INDIVIDUAL RECORDS

Most games played, career—117; Greg Downing, 1980-83 (new record, no previous player had the opportunity to play in as many games).

Most free throws made, game—18; David Ponce vs. Creighton, Dec. 4 (19 att.; old record 16 by Tom Russell vs. Kansas, Feb. 21, 1962).

Most field goals made by freshman, season—163; Dave Hoppen (311 att.; old record 151 by Jerry Fort, 1972-73).

Most free throws made by freshman, season—119; Dave Hoppen (159 att.; old record 74 by Jerry Fort, 1972-73).

Most free throws attempted by freshman, season—159; Dave Hoppen (119 made; old record 111 by Andre Smith, 1977-78).

Best free-throw percentage by freshman, season—.748; Dave Hoppen (119 of 159; old record .712 by Jerry Fort, 1972-73).

Most points by freshman, season—445; Dave Hoppen (old record 376 by Jerry Fort, 1972-73).

Most points by freshman, game—27; Dave Hoppen vs. Kansas State, Jan. 26 (tied record set by Jerry Fort vs. Kansas, 1972-73).

Most rebounds by freshman, season—161; Dave Hoppen (old record 144 by Andre Smith, 1977-78).


### TEAM RECORDS


Most victories—22; ties record of 1919-20 and 1977-78.

Fewest turnovers, game—4; vs. Oklahoma, Feb. 2 (tied record set vs. Pacific, Dec. 19, 1975).

Most field goals, season—855 (old record 829 in 1977-78).

Most points scored, season—2,188 (old record 2,131 in 1979-80).





## **RECORDS AND ALL-TIME SCORERS**

# NEBRASKA VARSITY RECORDS

## NU single-season records in boldface

### FRESHMAN RECORDS

Most FGs—Dave Hoppen, 1982-83.....	163
Most FGs Attempted—Jerry Fort, 1972-73.....	349
Best FG Percent—Mike Naderer, 1977-78.....	.563 (63-112)
Most FTs—Dave Hoppen, 1982-83.....	119
Most FTs Attempted—Dave Hoppen, 1982-83.....	159
Best FT Percent—Dave Hoppen, 1982-83.....	.748
Most Points—Dave Hoppen, 1982-83.....	445
Most Points, One game—Jerry Fort vs. Kansas, 1972-73; Dave Hoppen vs. Kansas State, 1982-83.....	27
Best Average—Jerry Fort, 1972-73.....	14.5
Most Rebounds—Dave Hoppen, 1982-83.....	161

### SOPHOMORE RECORDS

Most FGs—Jerry Fort, 1973-74.....	207
Most FGs Attempted—Jerry Fort, 1973-74.....	484
Best FG Percent—Larry Cox, 1973-74.....	.579
<b>Most FTs—Jack Moore, 1979-80.....</b>	<b>184</b>
Most FTs Attempted—Jack Moore, 1979-80.....	211
Best FT Percent—Jack Moore, 1979-80.....	.870
Most Points—Jerry Fort, 1973-74.....	468
Best Average—Jerry Fort, 1973-74.....	18.0
Most Rebounds—Leroy Chalk, 1968-69.....	257

### JUNIOR RECORDS

<b>Most FGs—Andre Smith, 1979-80.....</b>	<b>237</b>
<b>Most FGs Attempted—Jerry Fort 1974-75.....</b>	<b>508</b>
Best FG Percent—Andre Smith, 1979-80.....	.610
Most FTs—Bob Gratop, 1968-69.....	141
Most FTs Attempted—Andre Smith, 1979-80.....	189
Best FT Percent—Jack Moore, 1980-81.....	.922
<b>Most Points—Andre Smith, 1979-80.....</b>	<b>600</b>
Best Average—Jerry Fort, 1974-75.....	20.2
Most Rebounds—Andre Smith, 1979-80.....	251

### SENIOR RECORDS

Most FGs—Chuck Jura, 1971-72.....	220
Most FGs Attempted—Jim Buchanan, 1951-52.....	484
<b>Best FG Percent—Larry Cox, 1975-76.....</b>	<b>.672</b>
Most FTs—Stuart Lantz, 1967-68.....	136
<b>Most FTs Attempted—Bill Johnson, 1953-54.....</b>	<b>212</b>
<b>Best FT Percent—Jack Moore, 1981-82.....</b>	<b>.939</b>
Most Points—Marvin Stewart, 1970-71.....	556
<b>Best Average—Marvin Stewart, 1970-71.....</b>	<b>21.4</b>
<b>Most Rebounds—Chuck Jura, 1971-72.....</b>	<b>305</b>

### CAREER RECORDS

Most FGs—Jerry Fort, 1972-76.....	777
Most FGs Attempted—Jerry Fort, 1972-76.....	1,793

Best FG Percent—Larry Cox, 1973-76 .....	625
Most FTs—Jack Moore, 1978-82 .....	446
Most FTs Attempted—Andre Smith, 1977-81 .....	562
Best FT Percent—Jack Moore, 1978-82 .....	901
Most Consecutive FTs—Jack Moore, 1981-82 .....	39
Most Points—Jerry Fort, 1972-76 .....	1,882
Best Average—Jerry Fort, 1972-76 .....	17.9
Most Rebounds—Leroy Chalk, 1969-70-71 .....	782
Most Games Played—Greg Downing, 1980-81-82-83 .....	117

### INDIVIDUAL ONE GAME RECORDS

Most FGs—16, Marvin Stewart vs. Nevada, Dec. 14, 1970
Most FGA—34, Several Players
Most FTs—18, David Ponce vs. Creighton, Dec. 4, 1982 (19 att.)
Most FTA—20, Bill Johnson vs. Missouri, Jan. 21, 1953
Most Points—40, Jerry Fort vs. Missouri, Feb. 22, 1975
Most Rebounds—26, Bill Johnson vs. Iowa State, Jan. 4, 1954
Most Assists—13, Jack Moore vs. Wis.-Oshkosh, Jan. 4, 1980

### TEAM RECORDS

Most Wins—22, 1919-20 (22-2); 1977-78 (22-8).
Most FGs—48, vs. Montana St., Dec. 23, 1977
Most FGA—97, vs. California State, Dec. 4, 1967
Most FTs—41, vs. Missouri, Jan. 16, 1956
Most FTA—60, vs. Kansas State, Jan. 11, 1954
Best FT Percent—1.000 (17-17) vs. Oklahoma State, January 31, 1979 (Big 8 Record)
Most Points—116, vs. Nevada, Dec. 14, 1970
Most Consecutive FTs—25, vs. Oklahoma in Big 8 Tourney, Dec. 28, 1967
Most Assists—36, vs. Montana St., Dec. 23, 1977
Most Steals—17, vs. S. Dakota St., Nov. 30, 1979
Fewest Turnovers—4, vs. Pacific, Dec. 19, 1975; vs. Oklahoma, Feb. 2, 1983

### MISCELLANEOUS RECORDS

Most Consecutive Wins—14, final nine games of 1911-12, first five games of 1912-13 (ended by Minnesota, 20-11)
Most Consecutive Losses—13, final six games of 1931-32; first seven games of 1932-33 (ended vs. Kansas State, Jan. 14, 1933, 31-25)
Most Consecutive Home-court Wins—20, all 11 games in 1965-66, first nine games in 1966-67 (ended by Kansas, March 4, 1967, 64-57)
Most Consecutive Home-court Losses—7, Games 5 through 11 in 1962-63 (ended vs. Oklahoma State, Feb. 25, 1963, 49-48)
Most Overtimes—One Game—4, NU 92, Ala.-Birmingham 84, 1979
Most Overtime Games—One Season—4, in 1979-80 (NU 94, UAB 84, 4 OT; NU 83, Wis. 82, OT; NU 74, Okla. St. 73, OT; Kans. St. 66, NU 64 2 OT).
Most Points in Overtime Game—94 vs. Wichita State (Neb. 94, Wichita St. 92, 3 OT), December 10, 1968
Most Total Points (Home)—187, (Nebraska 116, Nevada-Reno 71), Dec. 14, 1970
Most Total Points (Away)—205, (Marshall 119, Nebraska 87, 1967 NIT)
Most Points by an Opponent—119, Marshall, 1967 NIT
Most Points One Season—2,188, in 1982-83
Most FGs One Season—855, in 1982-83
Most Rebounds One Season—1,062, in 1965-66



**JERRY FORT**

**NEBRASKA'S ALL-TIME LEADING SCORER**

On Dec. 27, 1972, when Nebraska met Iowa State during the first round of the Big Eight Preseason Tournament in Kansas City, then freshman guard Jerry Fort started his first game as a Husker. And what was about to follow would keep Cornhusker basketball fans cheering for the next three years.

Fort ended his Nebraska career in March of 1976 as the Huskers' all-time leading scorer with 1,882 points. He was also the Cornhuskers' only three-time All-Big Eight performer.

His other major scoring record is the most points scored in one game by a Nebraska player. On Feb. 22, 1975, in Lincoln when Nebraska beat Missouri, 80-77, Fort scored 40 points and broke the old mark of 38 points, set by Tom Russell vs. Kansas on Feb. 21, 1962.

**CAREER TOTALS**

	G-S	FG-FGA	Pct.	FT-TFA	Pct.	Reb. Avg.	PF-D	TP	Avg.	High Game
1972-73	26-18	151-349	.433	74-104	.712	106 4.0	79-5	376	14.5	27, Kan., B8
1973-74	26-26	207-484	.428	54-88	.614	110 4.2	71-1	468	18.0	33, Mo., a
1974-75	26-26	218-508	.429	89-138	.645	91 3.5	70-1	525	20.2	40, Mo., h
1975-76	27-27	201-452	.445	111-156	.712	87 3.2	62-1	513	19.0	34, KSU, a
<b>Totals</b>	<b>105-97</b>	<b>777-1793</b>	<b>.433</b>	<b>328-486</b>	<b>.675</b>	<b>394 3.8</b>	<b>282-8</b>	<b>1882</b>	<b>17.9</b>	<b>40, Mo., h</b>







## ANDRE SMITH

**6-7 . . . 210 . . . Center-Forward**  
**Chicago, Ill.**

Andre Smith closed out a brilliant four-year career in 1980-81 when he led the Big Eight Conference in scoring with a 19.5 conference average, was named the league's player-of-the-year by both major wire services, and earned All-Big Eight honors for the second-straight year. As a senior, Andre moved past Chuck Jura, Stuart Lantz, Tom Baack and Carl McPipe into second place among all-time Husker scorers with 1,717 points. He also became Nebraska's No. 2 all-time rebounder with 753.

### SMITH'S STATISTICS

Year	GS	FG-FGA	Pct.	FT-FTA	Pct.	RB	Avg.	A	PF-D	TP	Avg.	High Game
1977-78	30-2	105-190	.533	68-111	.613	144	4.8	27	75-0	278	9.3	21, CU, h
1978-79	27-27	146-256	.570	72-110	.655	186	6.9	54	91-5	364	13.5	26, AT, h
1979-80	31-13	237-388	.610	126-189	.670	251	8.1	82	116-6	600	19.4	34, EW, h
1981-82	26-26	185-314	.589	185-314	.589	172	6.6	63	83-3	475	18.3	26, twice
<b>TOTALS</b>	<b>114-86</b>	<b>673-1148</b>	<b>.586</b>	<b>371-562</b>	<b>.660</b>	<b>753</b>	<b>6.6</b>	<b>63</b>	<b>365-14</b>	<b>1,717</b>	<b>15.1</b>	<b>34, EW, h</b>



## CARL McPIPE

**6-8 . . . 225 . . . Center**  
**Hammond, Ind.**

One-half of the "Hammond Hustlers"—Brian Banks was the other—"Pipe" and "BB" provided Nebraska a great four-year one-two punch. McPipe is Nebraska's No. 3 all-time scorer with 1,300 points and was also a three-year starter. His best season was in 1977-78 as a junior when he earned USBWA District Five honors—which he also earned as a senior—and was one of 12 centers across the country to be designated an All-American by the Citizens Savings Athletic Foundation. Carl was a fifth-round 1979 draft choice of the Philadelphia 76ers.

### McPIPE'S STATISTICS

Year	GS	FG-FGA	Pct.	FT-FTA	Pct.	Re.	Avg.	A	PF-D	TP	Avg.	High Game
1975-76	20-1	25-67	.373	16-22	.727	58	2.9	5	41-1	66	3.3	16, NW, H
1976-77	29-29	183-376	.487	74-108	.685	241	8.3	20	114-9	440	15.2	28, KU, h
1977-78	29-29	190-357	.532	65-97	.670	228	7.9	18	103-5	445	15.3	29, KU, a
1978-79	26-26	148-326	.454	53-90	.589	196	7.5	18	95-7	349	13.4	23, MU, a
<b>TOTALS</b>	<b>104-85</b>	<b>546-1126</b>	<b>.485</b>	<b>208-317</b>	<b>.656</b>	<b>723</b>	<b>7.0</b>	<b>61</b>	<b>353-22</b>	<b>1,300</b>	<b>12.5</b>	<b>29, KU, a</b>



## TOM BAACK

6-5 . . . 195 . . . Forward

Fort Wayne, Ind.

Baack, now a Cornhusker assistant coach, was the Husker's No. 1 scorer until Jerry Fort captured most the scoring records. Featuring a satin smooth jump shot, the 6-5 forward played on three-straight winning Nebraska teams. High school honors included all-state in basketball and all-city in basketball and football. A native Nebraskan, Tom was born in North Platte. A fine all around athlete, Tom also enjoys golf and baseball and earned three letters each in basketball, track and football at Concordia High.

### BAACK'S STATISTICS

Year	G	FG	FGA	Pct.	FT	FTA	Pct.	RB	Avg.	TP	Avg.
1965-66	25	147	325	.542	92	108	.852	106	4.2	386	15.4
1966-67	25	186	399	.466	71	85	.835	152	6.1	443	17.7
1967-68	25	191	412	.466	82	99	.828	134	5.4	464	18.6
TOTALS	75	524	1136	.462	245	292	.836	392	5.2	1293	17.2



## STUART LANTZ

6-3 . . . 185 . . . Guard

Uniontown, Pa.

A Pennsylvania paper referred to him as the man with a golden hand. Husker followers knew him as Stu, the jumping jack from Uniontown who teamed with Tom Baack to give the Huskers a potent one-two punch. All-state and All-American at Uniontown High and two years All-Big Eight. Played professional basketball with the Detroit Pistons, Houston Rockets, New Orleans Jazz and the Los Angeles Lakers. Now a professional basketball broadcaster.

### LANTZ'S STATISTICS

Year	G	FG	FGA	Pct.	FT	FTA	Pct.	RB	Avg.	TP	Avg.
1965-66	25	125	290	.431	56	85	.659	199	8.0	306	12.2
1966-67	25	189	368	.513	100	129	.775	193	7.7	478	19.1
1967-68	25	173	349	.495	136	181	.757	179	7.2	482	19.2
TOTALS	75	487	1007	.485	292	395	.737	571	7.6	1266	16.8



## CHUCK JURA

6-10 . . . 220 . . .

Center

Schuyler, Neb.

The best all-around big man in Nebraska history, Jura's 1,255 career points are the sixth most ever and miss being fifth by only 12 points. His 551 points as a senior barely missed Marvin Stewart's season record of 556 and his 21.2 ppg average was only the second over 20 in the first 75 years of Nebraska basketball history. The big kid from Schuyler also set records for field goal percentage in a season (.592) and career (.549), single-season rebounds (305), and season field goals (220).

### JURA'S STATISTICS

Year	G	FG	FGA	Pct.	FT	FTA	Pct.	RB	Avg.	TP	Avg.
1969-70	25	99	205	.483	51	86	.593	192	7.7	249	9.9
1970-71	26	181	306	.592	95	160	.594	243	9.3	455	17.5
1971-72	26	220	399	.551	111	181	.613	305	11.7	551	21.2
<b>TOTALS</b>	<b>77</b>	<b>500</b>	<b>910</b>	<b>.549</b>	<b>257</b>	<b>427</b>	<b>.602</b>	<b>740</b>	<b>9.6</b>	<b>1255</b>	<b>16.3</b>



## JACK MOORE

5-9 . . . 165 . . . Guard

Muncie, Ind.

One of the best free-throw shooters in the history of the game, Moore won the 1982 Naismith Award as the best player in the country under 6-feet tall. On his way to a 1,204-point career, Moore shot .901 from the line—second-best-ever in NCAA Division I—and broke the Big Eight season record previously held by his coach, Moe Iba. He was consensus All-Big Eight as a senior.

### MOORE'S STATISTICS

Year	G	FG	FGA	Pct.	FT	FTA	Pct.	RB	Avg.	TP	Avg.
1978-79	20	21	61	.344	21	25	.840	19	1.0	63	3.2
1979-80	31	137	291	.470	184	211	.870	53	1.7	458	14.8
1980-81	27	111	221	.502	118	128	.922	54	2.0	340	12.6
1981-82	27	110	257	.428	123	131	.939	58	2.1	343	12.7
<b>TOTALS</b>	<b>105</b>	<b>379</b>	<b>830</b>	<b>.457</b>	<b>446</b>	<b>495</b>	<b>.901</b>	<b>184</b>	<b>1.8</b>	<b>1204</b>	<b>11.5</b>



## BRIAN BANKS

6-0 . . . 160 . . . Guard

Hammond, Ind.

The other half of the 'Hammond Hustlers', Banks was one of the smoothest guards ever to play at Nebraska. A three-year starter, he's the Huskers' No. 7 all-time scorer with 1,150 points. Nagged by injuries his senior season, Brian's best was in 1977-78 as a junior, when he led the Huskers to a 22-8 record and earned first-team All-Big Eight honors. Currently playing in Australia.

### BANKS' STATISTICS

Year	GS	FG-FGA	Pct.	FT-FTA	Pct.	Re.	Avg.	A	PF-D	TP	Avg.	High Game
1975-76	27-1	42-93	.452	38-49	.776	33	1.2	38	57-1	122	4.5	9, four
1976-77	29-29	160-330	.485	66-100	.660	73	2.5	96	103-4	386	13.3	20, CU, h
1977-78	30-30	173-351	.493	73-103	.709	84	2.8	96	80-3	419	14.0	24, twice
1978-79	24-23	96-212	.453	31-46	.674	66	2.8	68	66-4	223	9.3	19, MU, h
TOTALS	110-83	471-986	.478	208-298	.698	256	2.3	298	306-12	1,150	10.5	24, twice



## MARVIN STEWART

6-3 . . . 180 . . . Guard

Chicago, Ill.

One of the finest fast-breaking guards in Nebraska history, Marvin had exceptional break-away speed and tremendous ball handling ability. Despite missing 12 games his junior year, he ranks eighth on the Husker all-time scoring chart. Marv edged Tom Baack's record career ppg average by .002 (17.242-17.240). In his senior year, "Marvelous Marv" became Joe Cipriano's third All-Big Eight performer. His 21.4 scoring average and 556 points are both records.

### STEWART'S STATISTICS

Year	G	FG	FGA	Pct.	FT	FTA	Pct.	RB	Avg.	TP	Avg.
1968-69	26	137	321	.426	107	150	.720	66	2.5	386	14.6
1969-70	14	83	174	.477	35	56	.625	2.0	2.0	201	14.3
1970-71	26	215	426	.505	126	153	.824	54	2.1	556	21.4
TOTALS	66	435	921	.472	268	359	.747	148	2.2	1138	17.2



## HERSCHELL TURNER

**6-2 . . . 190 . . . Guard-Forward  
Indianapolis, Ind.**

Teamed with Al Maxey to provide another great one-two punch for past Cornhusker teams. A fine shooter, he also had great leaping ability. Held the Husker mark for most rebounds, in a season (244 in 1958-59) until Leroy Chalk broke the record in 1968-69 with 257 rebounds. A leader of the Jerry Bush "give & go" type of basketball, Turner was noted for his sharp passing and rough defensive play as well as his always potent scoring punch.

### TURNER'S STATISTICS

Year	G	FG	FGA	Pct.	FT	FTA	Pct.	RB	Avg.	TP	Avg.
1957-58	23	82	211	.389	82	136	.608	189	8.2	246	10.7
1958-59	25	146	361	.404	136	183	.743	244	9.8	428	17.1
1959-60	24	143	326	.438	96	155	.619	193	8.0	382	15.9
<b>TOTALS</b>	<b>72</b>	<b>371</b>	<b>898</b>	<b>.413</b>	<b>314</b>	<b>474</b>	<b>.662</b>	<b>626</b>	<b>8.7</b>	<b>1056</b>	<b>14.7</b>



## BOB SIEGEL

**6-7 . . . 215 . . . Forward  
Fairbury, Neb.**

Started for three years (1975-77), and played as a freshman in 1974, as a Husker forward under Joe Cipriano. He's Nebraska's 11th-leading all-time scorer with 970 points, for a career average of 9.6 a game. Also a fine rebounder, Siegel had a four-year rebound total of 632 for a 6.3 average. Possessed a fine corner shot and was rugged under the boards.

### SIEGEL'S STATISTICS

Year	G	FG	FGA	Pct.	FT	FTA	Pct.	RB	Avg.	TP	Avg.
1973-74	19	35	89	.393	12	18	.667	66	3.5	82	4.3
1974-75	26	117	278	.421	42	56	.750	227	8.7	268	10.3
1975-76	27	121	266	.455	40	56	.714	158	5.9	282	10.4
1976-77	29	136	340	.400	66	102	.647	181	6.2	338	11.7
<b>TOTALS</b>	<b>101</b>	<b>409</b>	<b>973</b>	<b>.420</b>	<b>160</b>	<b>232</b>	<b>.690</b>	<b>632</b>	<b>6.3</b>	<b>970</b>	<b>9.6</b>



## TOM SCANTLEBURY

6-2 . . . 180 . . . Guard

Oakland, Calif.

An electrifying, ball-handling wizard, Tom led the Huskers in scoring his junior and senior years. Able to run with reckless abandon, yet stop and put up the smooth jump shot. A great crowd pleaser and the capability to break a game wide open was always with the graduate of Oakland Skyline High. Second-team All-Big Eight his senior year.

### SCANTLEBURY'S STATISTICS

Year	G	FG	FGA	Pct.	Fi	FTA	Pct.	RB	Avg.	TP	Avg.
1967-68	24	111	268	.518	83	108	.769	86	3.6	309	12.8
1968-69	26	118	269	.438	63	91	.692	79	3.0	299	11.5
1969-70	25	140	298	.470	81	104	.779	102	4.1	361	14.4
TOTALS	75	369	835	.441	227	303	.748	267	3.6	969	12.9



## NATE BRANCH

6-4 . . . 195 . . . Guard-Forward

Palo Alto, Calif.

One of the quickest players to ever perform for the University of Nebraska. A fine musician, Nate organized his own combo on campus and played nightclub spots during the off season. He has written a new theme song for the Harlem Globe Trotters, as he plays and tours with the basketball magicians. He is the Trotters' general manager. One of Joe Cipriano's first recruits at NU. His great breakaway speed made him the nucleus of Cipriano's run and gun style of ball.

### BRANCH'S STATISTICS

Year	G	FG	FGA	Pct.	FT	FTA	Pct.	RB	Avg.	TP	Avg.
1964-65	25	100	238	.420	57	92	.620	110	4.4	257	10.3
1965-66	25	130	315	.414	78	107	.729	170	6.8	338	13.5
1966-67	25	137	319	.429	89	121	.737	190	7.6	363	15.6
TOTALS	75	367	872	.421	224	320	.700	470	6.3	958	12.8



## LEROY CHALK

6-7 . . . 218 . . . Center

Big Sandy, Texas

Small for a center at 6-7, Leroy nearly always had to compete against taller opponents. But using his quickness and tremendous strength, he dominated the boards for three years. As a sophomore, he set a new single-season rebounding record with 257 rebounds and as a senior, broke his old record with 290. He wound up with 782 career rebounds, easily smashing Rex Ekwall's old mark of 692.

### CHALK'S STATISTICS

Year	G	FG	FGA	Pct.	FT	FTA	Pct.	RB	Avg.	TP	Avg.
1968-69	26	98	182	.538	35	57	.615	257	9.9	231	8.8
1969-70	26	91	184	.495	46	77	.597	235	9.0	228	9.5
1970-71	26	102	189	.540	52	63	.825	290	11.2	246	9.5
<b>TOTALS</b>	<b>76</b>	<b>291</b>	<b>555</b>	<b>.524</b>	<b>133</b>	<b>197</b>	<b>.675</b>	<b>782</b>	<b>10.3</b>	<b>705</b>	<b>9.3</b>



### NEBRASKA'S 100-POINT GAMES

Date	Opponent	Site	NU	Opp.
Dec. 1, 1965	Wisconsin	Madison, Wis.	101	88
Dec. 12, 1966	Washington State	Lincoln	100	75
Dec. 4, 1967	Fullerton State	Lincoln	111	74
Jan. 27, 1968	Oklahoma	Lincoln	110	90
Dec. 14, 1970	Nevada-Reno	Lincoln	116	71
Dec. 23, 1977	Montana State	Lincoln	104	60
Nov. 30, 1979	South Dakota St.	Lincoln	100	83

# ALL-TIME TOP SCORERS

## (1) JERRY FORT

Year	G	FG	FGA	Pct.	FT	FTA	Pct.	RB	Avg.	TP	Avg.
1972-73	26	151	349	.433	74	104	.712	106	4.1	376	14.5
1973-74	26	207	484	.428	54	88	.614	110	4.2	468	18.0
1974-75	26	218	508	.429	89	138	.645	91	3.5	525	20.2
1975-76	27	201	452	.445	111	156	.712	87	3.2	513	19.0
TOTALS	105	777	1793	.433	328	486	.675	394	3.8	1882	17.9

## (2) ANDRE SMITH

1977-78	30	105	190	.553	68	111	.613	144	4.8	278	9.3
1978-79	27	146	256	.570	72	110	.655	186	6.9	364	13.5
1979-80	31	237	388	.610	126	189	.670	251	8.1	600	19.4
1980-81	26	185	314	.589	105	152	.702	475	18.3	475	18.3
TOTALS	114	673	1148	.586	371	562	.660	753	6.6	1717	15.1

## (3) CARL McPIPE

1975-76	20	25	67	.373	16	22	.727	58	2.9	66	3.3
1976-77	29	183	376	.487	74	108	.685	241	8.3	440	15.2
1977-78	29	190	357	.532	65	97	.670	228	7.9	445	15.3
1978-79	26	148	326	.454	53	90	.589	196	7.5	349	12.5
TOTALS	104	546	1126	.485	208	317	.656	723	7.0	1300	12.5

## (4) TOM BAACK

1965-66	25	147	325	.452	92	108	.852	106	4.2	386	15.4
1966-67	25	186	399	.466	71	85	.835	152	6.1	443	17.7
1967-68	25	191	412	.466	82	99	.828	134	5.4	464	18.6
TOTALS	75	524	1136	.462	245	292	.839	392	5.2	1293	17.2

## (5) STUART LANTZ

1965-66	25	125	290	.431	56	85	.659	199	8.0	306	12.2
1966-67	25	189	368	.513	100	129	.775	193	7.7	478	19.1
1967-68	25	173	349	.495	136	181	.757	179	7.2	482	19.2
TOTALS	75	487	1007	.485	292	395	.737	571	7.6	1266	16.8

## (6) CHUCK JURA

1969-70	25	99	205	.483	51	86	.593	192	7.7	249	9.9
1970-71	26	181	306	.592	95	160	.594	243	9.3	455	17.5
1971-72	26	220	399	.551	111	181	.613	305	11.7	551	21.2
TOTALS	77	500	910	.549	257	427	.602	740	9.6	1255	16.3

## (7) JACK MOORE

1978-79	20	21	61	.344	21	25	.840	19	1.0	63	3.2
1979-80	31	137	291	.470	184	211	.870	53	1.7	458	14.8
1980-81	27	111	221	.502	118	128	.922	54	2.0	340	12.6
1981-82	27	110	257	.428	123	131	.939	58	2.1	343	12.7
TOTALS	105	379	830	.457	446	495	.901	184	1.8	1204	11.5

## (8) BRIAN BANKS

1975-76	27	42	93	.452	38	49	.776	33	1.2	122	4.5
1976-77	29	160	330	.485	66	100	.660	73	2.5	386	13.3
1977-78	30	173	351	.493	73	103	.709	84	2.8	419	14.0
1978-79	24	96	212	.453	31	46	.674	66	2.8	223	9.3
TOTALS	110	471	986	.478	208	298	.698	256	2.3	1150	10.5

## (9) MARVIN STEWART

1968-69	26	137	321	.426	107	150	.720	66	2.5	381	14.6
1969-70	14	83	174	.477	35	56	.625	28	2.0	201	14.3
1970-71	26	215	426	.505	126	153	.824	54	2.1	556	21.4
TOTALS	66	435	921	.472	268	359	.747	148	2.2	1138	17.2



**(10) HERSCHELL TURNER**

1957-58	23	82	211	.389	82	136	.608	189	8.2	246	10.7
1958-59	25	146	361	.404	136	183	.743	244	9.8	428	17.1
1959-60	24	143	326	.438	96	155	.619	193	8.0	382	15.9
TOTALS	72	371	898	.413	314	474	.662	626	8.7	1056	14.7

**(11) BOB SIEGEL**

1973-74	19	35	89	.393	12	18	.687	66	3.5	82	4.3
1974-75	26	117	278	.421	42	56	.750	227	8.7	268	10.3
1975-76	27	121	266	.455	40	56	.714	158	5.9	282	10.4
1976-77	29	136	340	.400	66	102	.647	181	6.2	338	11.7
TOTALS	101	409	973	.420	160	232	.690	632	6.3	970	9.6

**(12) TOM SCANTLEBURY**

1967-68	24	111	268	.418	83	108	.769	86	3.9	309	12.8
1968-69	26	118	269	.438	63	91	.692	79	3.0	299	11.5
1969-70	25	140	298	.470	81	104	.779	102	4.1	361	14.4
TOTALS	75	369	835	.441	227	303	.748	267	3.6	969	12.9

**(13) NATE BRANCH**

1964-65	25	100	238	.420	57	92	.620	110	4.4	257	10.3
1965-66	25	130	315	.414	78	107	.729	170	6.8	338	13.5
1966-67	25	137	319	.429	89	121	.737	190	7.6	363	15.6
TOTALS	75	367	872	.421	224	320	.700	470	6.3	958	12.8

**(14) REX EKWALL**

1954-55	21	88	194	.453	85	116	.733	241	11.5	261	12.4
1955-56	21	102	237	.430	108	151	.715	224	10.7	312	14.8
1956-57	23	106	259	.409	95	127	.748	214	9.3	307	13.3
TOTALS	65	296	690	.429	288	394	.731	679	10.4	880	13.6

**(15) GRANT SIMMONS**

1963-64	24	63	161	.393	39	66	.591	59	2.5	165	6.8
1964-65	24	111	281	.395	82	121	.678	88	3.7	304	12.2
1965-66	25	131	267	.491	118	163	.724	68	2.7	380	15.2
TOTALS	74	305	709	.431	239	350	.683	215	2.9	849	11.3

**(16) BOB GRATOPP**

1967-68	25	86	204	.422	91	111	.820	154	6.2	263	10.5
1968-69	26	92	218	.422	141	178	.791	133	5.1	325	12.5
1969-70	25	77	186	.414	84	111	.757	125	5.0	238	9.5
TOTALS	76	255	608	.419	316	400	.790	412	5.4	826	10.8

**(17) JAMES BUCHANAN**

1949-50	23	56	159	.365	21	34	.610	*		137	5.9
1950-51	22	114	299	.382	56	80	.700	*		284	12.9
1951-52	24	173	484	.357	54	89	.607	127	5.3	400	16.7
TOTALS	69	345	942	.366	131	203	.645	*		821	11.9

**(18) CLAUDE RUTHERFORD**

1946-47	24	92	322	.283	60	92	.652	*		244	10.2
1947-48	24	102	334	.305	55	96	.573	*		259	10.8
1948-49	26	124	434	.286	63	95	.663	*		311	11.9
TOTALS	74	318	1090	.292	178	283	.629	*		814	11.0

\* Not available.



**BOB DEVANEY SPORTS CENTER**  
**(Opened 1976—Capacity 14,438)**  
**14,000-PLUS COLLEGE BASKETBALL CROWDS**

- |                                 |                                 |
|---------------------------------|---------------------------------|
| 15,038—Oklahoma State, 1980-81* | 14,558—NCAA Second Round, 1980* |
| 15,003—Oklahoma, 1980-81*       | 14,548—Arkansas, 1981-82*       |
| 14,999—Colorado, 1978-79*       | 14,544—Iowa State, 1978-79*     |
| 14,912—Kansas State, 1977-78*   | 14,458—Missouri, 1981-82*       |
| 14,753—Missouri, 1977-78*       | 14,438—Iowa State, 1979-80*     |
| 14,753—TCU, 1982-83* (NIT)      | 14,438—Colorado, 1982-83*       |
| 14,747—Iowa State, 1977-78*     | 14,273—Missouri, 1976-77        |
| 14,712—Iona, 1982-83* (NIT)     | 14,262—Creighton, 1977-78       |
| 14,682—Missouri, 1982-83*       | 14,168—Kansas, 1977-78          |
| 14,586—Iowa State, 1982-83*     | 14,009—Oklahoma State, 1982-83  |
| 14,562—Colorado, 1979-80*       |                                 |

\*Capacity crowds.

**Largest opening-game attendance**—10,516, vs. Iowa, 1976-77.

**ANNUAL ATTENDANCE TOTALS**

Year	Total Attendance			Big Eight Attendance			Overall Records			Home Records	
	G	Att.	Avg.	G	Att.	Avg.	All Games	Big 8/ Finish	All Games	Big Eight	
1976-77	11	106,868	9,715	7	74,243	10,606	15-14	7-7/5th	7-4	5-2	
1977-78	17	172,892	10,170	7	90,514	12,931	22-8	9-5/2nd-T	15-2	5-2	
1978-79	11	131,769	11,979	7	87,502	12,500	14-13	7-7/5th	9-2	6-1	
1979-80	16	145,626	9,102	7	79,015	11,288	18-13	8-6/2nd-T	14-2	5-2	
1980-81	15	136,483	9,099	7	82,009	11,716	15-12	9-5/2nd-T	11-4	6-1	
1981-82	14	143,819	10,273	7	79,329	11,333	16-12	7-7/4th-T	11-3	5-2	
1982-83	18	195,333	10,852	7	86,511	12,359	22-10	9-5/3rd-T	17-1	6-1	
<b>Totals</b>	<b>102</b>	<b>1,032,790</b>	<b>10,125</b>	<b>49</b>	<b>579,123</b>	<b>11,819</b>	<b>122-82</b>	<b>56-42</b>	<b>84-18</b>	<b>38-11*</b>	

\*Including five Big Eight Tournament games, Nebraska is 42-12 vs. Big Eight teams in the Bob Devaney Sports Center.

# BOB DEVANEY SPORTS CENTER RECORDS

## TEAM RECORDS

- Consecutive wins by Nebraska**—16; last four games of 1981-82, first 12 of 1982-83, ended by Missouri, 54-51, Feb. 26, 1983.
- Consecutive losses by Nebraska**—2; first two games of 1976-77, ended vs. Northwest Missouri, 88-53, Dec. 13, 1976; first two games of 1980-81, ended vs. Penn State, 75-50, Dec. 9, 1981.
- Consecutive Big Eight wins by Nebraska**—8; last three games of 1982, first five of 1982, ended by Missouri, 54-51, Feb. 26, 1983 (excludes tournament games).
- Consecutive Big Eight losses by Nebraska**—1; several times.
- Points scored**—104; Nebraska vs. Montana State (60), Dec. 23, 1977.
- Fewest points scored**—42; Nebraska vs. Missouri (44), Jan. 16, 1982.
- Most points, both teams**—183; Nebraska 100, South Dakota State 83, Nov. 30, 1979.
- Fewest points, both teams**—86; Missouri 44, Nebraska 42, Jan. 16, 1982.
- Most points, one half**—59; Nebraska vs. Montana State (36), Dec. 23, 1977 (2nd).
- Fewest points, one half**—13; South Dakota State vs. Nebraska (35), Dec. 7, 1981; SW Missouri State vs. Nebraska (45), Jan. 15, 1983.
- Most field goals made**—48; Nebraska vs. Montana State, Dec. 23, 1977 (87 att.).
- Fewest field goals made**—15; Colorado vs. Nebraska, Feb. 3, 1979 (38 att.).
- Most field goals attempted**—87; Nebraska vs. Montana State, Dec. 23, 1977 (48 made).
- Fewest field goals attempted**—33; Nebraska vs. Kansas, Jan. 16, 1980 (20 made).
- Best field goal percentage**—.771; Kansas State vs. Nebraska, Feb. 3, 1982 (27-35).
- Lowest field goal percentage**—.270; Northwest Missouri State vs. Nebraska, Dec. 13, 1976 (17-63).
- Most free throws made**—34; Nebraska vs. Iowa State, March 8, 1983 (42 att.).
- Fewest free throws made**—2; Minnesota vs. Nebraska, Nov. 28, 1978 (5 att.); Nebraska vs. Missouri, Jan. 16, 1982 (3 att.).
- Most free throws attempted**—42; Nebraska vs. Iowa State, March 8, 1983 (34 made).
- Fewest free throws attempted**—3; Nebraska vs. Missouri, Jan. 16, 1982 (2 made).
- Best free throw percentage**—1.000; Kansas vs. Nebraska, Jan. 26, 1977 (11-11); Colorado vs. Nebraska, Feb. 16, 1980 (14-14); Colorado vs. Nebraska, Jan. 21, 1981 (12-12).
- Most free throws attempted, both teams**—65; Nebraska 42, Iowa State 23, March 8, 1983.
- Fewest free throws attempted, both teams**—9; Nebraska 3, Missouri 6, Jan. 16, 1982.
- Most personal fouls**—33; Colorado vs. Nebraska (24), Jan. 12, 1977; Iowa State vs. Nebraska (25), March 8, 1983.
- Fewest personal fouls**—11; Nebraska vs. Mankato State (21), Dec. 22, 1976; Iowa State vs. Nebraska (18), Feb. 10, 1979.
- Most personal fouls, both teams**—58; Iowa State 33, Nebraska 25, March 8, 1983.
- Fewest personal fouls, both teams**—25; Oklahoma 13, Nebraska 12, Feb. 2, 1983.
- Most disqualifications**—3; four times, most-recently, Iona vs. Nebraska (0), March 21, 1983.
- Most disqualifications, both teams**—4; four times, most-recently, Oklahoma State 3, Nebraska 1, March 5, 1983.
- Most rebounds**—56, Nebraska vs. SW Missouri State (29), Jan. 15, 1983.
- Fewest rebounds**—14; Nebraska vs. Missouri (23), Feb. 26, 1983.

Continued Next Page

## SPORTS CENTER RECORDS, CONT.

### INDIVIDUAL RECORDS

**Points scored**—34; Andre Smith, Nebraska, vs. Eastern Washington, Dec. 3, 1979.

**Most rebounds**—19; Carl McPipe, Nebraska, vs. California-Davis, Dec. 16, 1977; Tracy Jackson, Notre Dame, vs. Missouri, March 8, 1980 (ot).

**Most field goals made**—15; Andre Smith, Nebraska, vs. Wisconsin-Oshkosh, Jan. 4, 1980 (18 att.).

**Most field goals attempted**—27; Tracy Jackson, Notre Dame, vs. Missouri, March 8, 1980 (13 made) (ot); Darrell Browder, Texas Christian vs. Nebraska, March 24, 1983 (11 made).

**Most field goals attempted, no misses**—7; Lenard Johnson, Nebraska, vs. Sacramento State, Jan. 6, 1982.

**Most free throws made**—15; Jack Moore, Nebraska, vs. Oklahoma State, Feb. 10, 1982 (15 att.).

**Most free throws attempted**—17; Andre Smith, Nebraska, vs. Eastern Washington, Dec. 3, 1979 (14 made).

**Most free throws attempted, no misses**—15; Jack Moore, Nebraska, vs. Oklahoma State, Feb. 10, 1982.



## NEBRASKA ALL-AMERICANS (7)

- 1913—Sam Carrier, G  
1931—Don Maclay, C  
1933—Steve Hokuf, G  
1936—George Wahlquist, G  
1937—Robert Parsons, G  
1952—James Buchanan, G  
1978—Carl McPipe\*, C

\*Selected by Citizens Saving Athletic Foundation as one of its 12 All American centers from across the country in 1977-78.

## ALL-CONFERENCE CORNHUSKERS (35)

### MISSOURI VALLEY (10)

- |                             |                             |
|-----------------------------|-----------------------------|
| 1909—W. W. Walsh, forward.  | 1919—C. Jackson, forward.   |
| 1910—H. O. Perry, forward.  | 1925—Orr Goodson, center;   |
| 1911—J. P. Gibson, forward; | Mathias "Mutt" Volz, guard. |
| O. A. Frank, guard.         | 1927—Clark Smaha, forward.  |
| 1913—Ross Haskell, forward; |                             |
| S. C. Carrier, guard.       |                             |

### BIG SIX (8)

- |                                 |                             |
|---------------------------------|-----------------------------|
| 1930—Don Maclay, center.        | 1937—Robert Parsons, guard. |
| 1931—Steve Hokuf, guard.        | 1938—Robert Parsons, guard. |
| 1933—Steve Hokuf, guard.        | 1941—Sid Held, guard;       |
| 1936—George Wahlquist, forward. | Don Fitz, guard.            |

### BIG SEVEN (4)

- |                                |                                |
|--------------------------------|--------------------------------|
| 1949—Claude Retherford, guard. | 1950—"Bus" Whitehead, forward. |
| 1949—"Bus" Whitehead, forward. | 1952—James Buchanan, guard.    |

### BIG EIGHT (13)

- |                               |                           |
|-------------------------------|---------------------------|
| 1960—Herschell Turner, guard. | 1975—Jerry Fort, guard.   |
| 1966—Grant Simmons, guard.    | 1976—Jerry Fort, guard.   |
| 1967—Stuart Lantz, guard.     | 1978—Brian Banks, guard.  |
| 1968—Stuart Lantz, guard.     | 1980—Andre Smith, center. |
| 1971—Marvin Stewart, guard.   | 1981—Andre Smith, center. |
| 1972—Chuck Jura, center.      | 1982—Jack Moore, guard.   |
| 1974—Jerry Fort, guard.       |                           |

# CONFERENCE CHAMPIONS, 1908-83

## MISSOURI VALLEY

Year	Team	Conference Games			All Games			Coach
		W	L	Pct.	W	L	Pct.	
1908	Kansas	6	0	1.000	18	6	.745	Dr. F. C. Allen
1909	Kansas	8	2	.800	25	3	.892	Dr. F. C. Allen
1910	Kansas	7	1	.875	18	1	.947	W. O. Hamilton
1911	Kansas	9	3	.750	12	6	.666	W. O. Hamilton
1912	Nebraska	8	0	1.000	14	1	.933	E. O. Stiehm
	Kansas	6	2	.750	11	7	.611	W. O. Hamilton
1913	Nebraska	10	0	1.000	17	2	.895	E. O. Stiehm
1914	Kansas	13	1	.929	17	1	.944	W. O. Hamilton
	Nebraska	7	0	1.000	15	3	.833	E. O. Stiehm
1915	Kansas	13	1	.929	16	1	.941	W. O. Hamilton
1916	Nebraska	12	0	1.000	13	1	.929	Samuel Waugh
1917	Kansas State	10	2	.833	15	2	.882	Z. G. Clevenger
1918	Missouri	15	1	.938	17	1	.944	Dr. Walter Meanwell
1919	Kansas State	10	2	.833	16	2	.889	Z. G. Clevenger
1920	Missouri	17	1	.944	17	1	.944	Dr. Walter Meanwell
1921	Missouri	17	1	.944	17	1	.944	J. Craig Ruby
1922	Missouri	15	1	.937	16	1	.941	J. Craig Ruby
	Kansas	15	1	.937	16	2	.888	Dr. F. C. Allen
1923	Kansas	16	0	1.000	17	1	.944	Dr. F. C. Allen
1924	Kansas	15	1	.931	15	3	.833	Dr. F. C. Allen
1925	Kansas	15	1	.937	17	1	.944	Dr. F. C. Allen
1926	Kansas	16	2	.888	16	2	.888	Dr. F. C. Allen
1927	Kansas	10	2	.833	15	2	.882	Dr. F. C. Allen
1928	Oklahoma	18	0	1.000	18	0	1.000	Hugh McDermott

## BIG SIX

1929	Oklahoma	10	0	1.000	13	2	.866	Hugh McDermott
1930	Missouri	8	2	.800	15	3	.833	George Edwards
1931	Kansas	7	3	.700	15	3	.833	Dr. F. C. Allen
1932	Kansas	7	3	.700	13	5	.722	Dr. F. C. Allen
1933	Kansas	8	2	.800	13	4	.764	Dr. F. C. Allen
1934	Kansas	9	1	.900	16	1	.941	Dr. F. C. Allen
1935	Iowa State	8	2	.800	13	3	.812	Louis E. Menze
1936	Kansas	10	0	1.000	21	2	.913	Dr. F. C. Allen
1937	Kansas	8	2	.800	15	4	.788	Dr. F. C. Allen
	Nebraska	8	2	.800	13	7	.650	W. H. Browne
1938	Kansas	9	1	.900	18	2	.900	Dr. F. C. Allen
1939	Missouri	7	3	.700	12	6	.666	George Edwards
	Oklahoma	7	3	.700	12	9	.571	Bruce Drake
1940	Kansas	8	2	.800	19	6	.800	Dr. F. C. Allen
	Missouri	8	2	.800	13	6	.684	George Edwards
	Oklahoma	8	2	.800	12	7	.631	Bruce Drake
1941	Iowa State	7	3	.700	15	4	.789	Louis E. Menze
	Kansas	7	3	.700	12	6	.667	Dr. F. C. Allen
1942	Kansas	8	2	.800	17	5	.773	Dr. F. C. Allen
	Oklahoma	8	2	.800	11	7	.611	Bruce Drake
1943	Kansas	10	0	1.000	22	6	.786	Dr. F. C. Allen
1944	Iowa State	9	1	.900	14	4	.777	Louis E. Menze
	Oklahoma	9	1	.900	16	8	.666	Bruce Drake
1945	Iowa State	8	2	.800	11	5	.688	Louis E. Menze
1946	Kansas	10	0	1.000	19	2	.905	Dr. F. C. Allen
1947	Oklahoma	8	2	.800	24	7	.871	Bruce Drake
1948	Kansas State	9	3	.750	22	6	.786	Jack Gardner

## BIG SEVEN

1949—Nebraska	9	3	.750	16	10	.615	Harry Good
Oklahoma	9	3	.750	14	10	.683	Bruce Drake
1950—Kansas	8	4	.667	14	11	.560	Dr. F. C. Allen
Kansas State	8	4	.667	17	7	.708	Jack Gardner
Nebraska	8	4	.667	16	7	.696	Harry Good
1951—Kansas State	11	1	.917	25	4	.862	Jack Gardner
1952—Kansas	11	1	.917	28	3	.903	Dr. F. C. Allen
1953—Kansas	10	2	.833	19	6	.760	Dr. F. C. Allen
1954—Kansas	10	2	.833	16	5	.761	Dr. F. C. Allen
Colorado	10	2	.833	11	11	.500	H. B. Lee
1955—Colorado	11	1	.917	19	6	.760	H. B. Lee
1956—Kansas State	9	3	.750	17	8	.680	Tex Winter
1957—Kansas	11	1	.917	24	3	.889	Dick Harp
1958—Kansas State	10	2	.833	22	5	.815	Tex Winter

## BIG EIGHT

1959—Kansas State	14	0	1.000	25	2	.925	Tex Winter
1960—Kansas	10	4	.714	19	9	.669	Dick Harp
Kansas State	10	4	.714	16	10	.615	Tex Winter
1961—Kansas State	13	1	.929	23	4	.852	Tex Winter
1962—Colorado	13	1	.929	19	7	.730	Russell Walseth
1963—Colorado	11	3	.786	19	7	.731	Russell Walseth
Kansas State	11	3	.786	16	9	.640	Tex Winter
1964—Kansas State	12	2	.857	22	7	.759	Tex Winter
1965—Oklahoma State	12	2	.857	20	7	.741	Henry Iba
1966—Kansas	13	1	.929	23	4	.852	Ted Owens
1967—Kansas	13	1	.929	23	4	.852	Ted Owens
1968—Kansas State	11	3	.786	19	9	.679	Tex Winter
1969—Colorado	10	4	.714	21	7	.750	Russell Walseth
1970—Kansas State	10	4	.714	20	8	.714	Cotton Fitzsimmons
1971—Kansas	14	0	1.000	27	3	.900	Ted Owens
1972—Kansas State	12	2	.857	19	9	.679	Jack Hartman
1973—Kansas State	12	2	.857	23	5	.821	Jack Hartman
1974—Kansas	13	1	.929	23	7	.767	Ted Owens
1975—Kansas	11	3	.786	19	8	.704	Ted Owens
1976—Missouri	12	2	.857	24	4	.857	Norm Stewart
1977—Kansas State	11	3	.786	23	8	.719	Jack Hartman
1978—Kansas	13	1	.929	24	5	.828	Ted Owens
1979—Oklahoma	10	4	.714	21	10	.677	Dave Bliss
1980—Missouri	11	3	.786	25	6	.807	Norm Stewart
1981—Missouri	10	4	.714	22	10	.688	Norm Stewart
1982—Missouri	12	2	.857	27	4	.871	Norm Stewart
1983—Missouri	12	2	.857	28	6	.765	Norm Stewart

# BIG EIGHT CONFERENCE

## ALL-AMERICANS—1909-1983

- 1909—Tommy Johnson, F, Kansas  
1910—Ernest Lambert, F, Oklahoma  
1913—**Sam Carrier, G, Nebraska**  
1915—Ralph Sproull, F, Kansas  
1916—Fred Williams, G, Missouri  
1917—F. I. Reynolds, G, Kansas State  
1918—Craig Ruby, F, Missouri  
1919—Craig Ruby, F, Missouri; Arthur Longborg, G, Kansas  
1920—George Williams, G, Missouri  
1921—George Williams, G, Missouri; Herbert Bunker, G, Missouri  
1922—Paul Endacott, G, Kansas; Arthur Browning, F, Missouri; Herbert Bunker, G, Missouri  
1923—Charles Black, F, Kansas; Paul Endacott, G, Kansas; Arthur Browning, F, Missouri; Herbert Bunker, G, Missouri  
1924—Charles Black, F, Kansas; Tusten Ackerman, C, Kansas  
1925—Tusten Ackerman, C, Kansas; Gale Gordon, F, Kansas; Albert Peterson, F, Kansas  
1926—Gale Gordon, F, Kansas; Albert Peterson, F, Kansas  
1928—Victor Holt, C, Oklahoma  
1929—Thomas Churchill, F, Oklahoma; Bruce Drake, G, Oklahoma  
1930—Forrest Cox, G, Kansas; Marshall Craig, F, Missouri  
1931—Max Collins, G, Missouri; **Dan Maclay, C, Nebraska**  
1932—Ted O'Leary, F, Kansas  
1933—Bill Johnson, C, Kansas; **Steve Hokuf, G, Nebraska**  
1935—Waldo Wegner, C, Iowa State; Omar Browning, G, Oklahoma  
1936—Ray Ebling, F, Kansas; **George Wahlquist, G, Nebraska**; Omar Browning, G, Oklahoma  
1937—Jack Fleming, F, Iowa State; Ray Noble, F, Kansas; Fred Pralle, G, Kansas; Frank Groves, C, Kansas State; **Robert Parsons, G, Nebraska**  
1938—Fred Pralle, G, Kansas  
1939—James McNatt, F, Oklahoma; John Lobsinger, G, Missouri  
1940—James McNatt, F, Oklahoma; John Lobsinger, G, Missouri  
1941—Howard Engleman, F, Kansas  
1942—Ray Evans, G, Kansas  
1943—Charles Black, F, Kansas; Ray Evans, G, Kansas; Gerald Tucker, Oklahoma  
1944—Allie Paine, G, Oklahoma  
1946—Charles Black, F, Kansas  
1947—Gerald Tucker, C, Oklahoma; Charles Black, F, Kansas  
1948—Howard Shannon, G, Kansas State; Paul Courty, F, Oklahoma  
1949—Paul Courty, F, Oklahoma  
1950—Richard Harmon, G, Kansas State; Clyde Lovellette, C, Kansas  
1951—Clyde Lovellette, C, Kansas; Ernie Barrett, G, Kansas State  
1952—Clyde Lovellette, C, Kansas; Richard Knostman, C, Kansas State; William Stauffer, C, Missouri; **James Buchanan, G, Nebraska**  
1953—Richard Kostmans, C, Kansas State; B. H. Born, C, Kansas  
1955—Burdette Halderson, C, Colorado  
1956—Norman Stewart, G, Missouri  
1957—Wilt Chamberlain, C, Kansas; Gary Thompson, G, Iowa State; Jack Parr, C, Kansas State  
1958—Wilt Chamberlain, C, Kansas; Robert Boozer, F, Kansas State; Arlen Clark, C, Oklahoma State; Jack Parr, C, Kansas State  
1959—Robert Boozer, F, Kansas State; Arlen Clark, C, Oklahoma State  
1961—William Bridges, C, Kansas; Charles Henke, G, Missouri  
1962—Mike Wroblewski, C, Kansas State  
1963—Ken Charlton, F, Colorado  
1966—Walt Wesley, C, Kansas  
1967—Don Smith, C, Iowa State; Don Sidle, C, Oklahoma  
1968—Jo Jo White, G, Kansas; Don Sidle, C, Oklahoma  
1969—Jo Jo White, G, Kansas  
1970—Dave Robisch, F, Kansas  
1971—Cliff Meeley, F, Colorado; Dave Robisch, F, Kansas  
1972—Bud Stallworth, F, Kansas  
1973—John Brown, F, Missouri  
1975—Chuckie Williams, G, Kansas State; Alvan Adams, C, Oklahoma  
1976—Willie Smith, G, Missouri  
1978—**Carl McPipe, C, Nebraska**  
1981—Rolando Blackman, G, Kansas State  
1983—Wayman Tisdale, F, Oklahoma



# CONFERENCE SCORING LEADERS

1908-1983

## BIG SIX

1929 Tom Churchill (12.4)	Oklahoma	1938 Fred Pralle (12.1)	Kansas
1930 Don Maclay (11.2)	Nebraska	1939 Homer Wesche (13.1)	Kansas State
1931 Jack Roadcap (9.9)	Iowa State	1940 Jim McNatt (12.6)	Oklahoma
1932 Ted O'Leary (11.0)	Kansas	1941 Howard Engleman (16.5)	Kansas
John Cooper (11.0)	Missouri	1942 Ralph Miller (15.2)	Kansas
1933 Norman Wagner (11.4)	Missouri	1943 Gerald Tucker (17.5)	Oklahoma
1934 Ray Ebling (12.4)	Kansas	1944 Allie Paine (11.0)	Oklahoma
1935 Ray Ebling (13.4)	Kansas	1945 Jim Myers (13.1)	Iowa State
1936 Ray Ebling (14.1)	Kansas	1946 Charlie Black (17.3)	Kansas
1937 Frank Groves (15.4)	Kansas State	1947 Gerald Tucker (13.7)	Oklahoma


## BIG SEVEN


1948 Paul Courty (13.0)	Oklahoma	1953 B. H. Born (22.5)	Kansas
1949 Claude Rutherford (12.4)	Nebraska	1954 Burdette Haldorson (21.3)	Colorado
1950 Clyde Lovellette (23.0)	Kansas	1955 Burdette Haldorson (23.9)	Colorado
1951 Clyde Lovellette (23.8)	Kansas	1956 Norm Stewart (24.7)	Missouri
1952 Clyde Lovellette (28.0)	Kansas	1957 Wilt Chamberlain (25.4)	Kansas

## BIG EIGHT

1958 Wilt Chamberlain (28.3)	Kansas	1971 Cliff Meely (30.5)	Colorado
1959 Bob Boozer (25.9)	Kansas State	1972 Bud Stallworth (27.9)	Kansas
1960 Wayne Hightower (21.6)	Kansas	1973 Kevin Fitzgerald (21.3)	Oklahoma State
1961 Charles Henke (24.7)	Missouri	1974 Alvan Adams (22.6)	Oklahoma
1962 Jerry Gardner (20.2)	Kansas	1975 Hercle Ivy (29.9)	Iowa State
1963 Ken Charlton (19.2)	Colorado	1976 Willie Smith (25.3)	Missouri
1964 Willie Murrell (22.4)	Kansas State	1977 Kim Anderson (22.1)	Missouri
1965 Walt Wesley (26.9)	Kansas	1978 Andrew Parker (22.2)	Iowa State
1966 Chuck Gardner (20.3)	Colorado	1979 Andrew Parker (22.0)	Iowa State
1967 Don Sidle (24.9)	Oklahoma	1980 Ed Odomi (23.9)	Oklahoma State
1968 Don Smith (25.7)	Iowa State	1981 Andre Smith (19.3)	Nebraska
1969 Cliff Meely (24.9)	Colorado	1982 David Little (18.8)	Oklahoma
1970 Dave Robisch (26.6)	Kansas	1983 Wayman Tisdale (23.2)	Oklahoma







## NEBRASKA HISTORY

## NEBRASKA VS. ALL OPPONENTS

Air Force Academy	4	1	Fort Dodge	5	1
<b>Alabama</b>	<b>0</b>	<b>1</b>	Ft. Dodge (Co. G)	0	1
Alabama-Birmingham	2	0	Fort Riley	1	0
Angelo State	1	0	Fresno State	1	0
Arizona	2	1	Gardner Naval Res.	0	2
Arizona State	0	2	George Washington	0	1
<b>Arkansas</b>	<b>0</b>	<b>5</b>	Georgia State	2	0
Arkansas Tech	1	0	Great Lakes	0	1
<b>Augustana (S.D.)</b>	<b>2</b>	<b>0</b>	Greeley, Colo., HS	1	0
Baker	3	0	Grinnell	15	6
Ball State	1	1	Hamline	2	0
Baylor	3	0	Harvard	2	0
Bellevue	1	0	Haskell College	0	2
Bradley	2	5	Hastings College	1	0
Brandeis (Omaha)	1	0	Hawaii	2	3
Brigham Young	1	3	Hawaii-Hilo	0	1
Brown	1	0	Highland Park	1	2
Burgess-Nash	1	0	Hillyard's	0	1
Butler	1	1	Houston	0	3
California	6	7	Hudson College	1	0
California-Davis	1	0	Idaho	2	2
California-Irvine	1	0	Illinois	2	7
California-Santa Barbara	1	0	Independence College	1	0
Cal State-Bakersfield	1	0	Indiana	1	8
Cal State-Fullerton	1	0	Iona	1	0
Cal State-Sacramento	2	0	Iowa	7	12
Camp Funston	0	1	<b>Iowa State</b>	<b>106</b>	<b>69</b>
Canasius	0	1	<b>Kansas</b>	<b>60</b>	<b>119</b>
Carleton	0	2	Kansas City YMCA	1	0
Central City	1	0	<b>Kansas State</b>	<b>67</b>	<b>92</b>
Cheyenne Bus. College	0	1	Kaycee Ath. Club	2	3
Chicago Central	0	1	Kentucky	1	2
Cincinnati	0	2	Knox	1	0
Colgate	1	1	La Salle	1	1
<b>Colorado</b>	<b>40</b>	<b>51</b>	Lawrence	1	0
<b>Colorado State</b>	<b>3</b>	<b>2</b>	Lewis	0	1
Cornell (N.Y.)	2	0	Lincoln High	1	0
Cotner College	4	1	Lincoln YMCA	9	6
<b>Creighton</b>	<b>7</b>	<b>6</b>	Long Beach State	1	0
Crete	1	0	Louisville	0	1
Denver	5	2	Loyola (Chicago)	1	1
Denver YMCA	1	0	Loyola-Marymount	1	0
De Paul	0	4	MacMurray	1	0
Detroit	1	4	Mankato St.	1	0
Doane	2	0	Marquette	2	3
Drake	42	13	Marshall	0	1
Duquesne	1	2	Marshfield	1	0
<b>Eastern Washington</b>	<b>1</b>	<b>0</b>	Memphis State	0	1
Emporia State	1	0	Menasha	1	0
Fond du Lac	0	1	Mesa	1	0
Miami (Florida)	1	1	Port Washington	1	0
Miami (Ohio)	1	0	Portland State	1	0

Michigan	2	5	Princeton	1	0
<b>Michigan State</b>	<b>3</b>	<b>4</b>	Purdue	2	6
Middle Tennessee	0	1	Ripon	0	1
Millikin	0	1	Sacred Heart Col.	1	0
Minneapolis YMCA	1	0	St. Louis Univ.	2	3
Minnesota	11	39	St. Mary's (Calif.)	1	1
Minnesota Ag	0	1	St. Joseph's (Iowa)	3	0
Minnesota-Duluth	1	0	St. Thomas (Minn.)	1	0
Mississippi	1	1	St. Thomas (Pa.)	1	0
<b>Missouri</b>	<b>71</b>	<b>83</b>	San Diego State	0	1
Missouri-Kansas City	1	0	San Jose State	1	2
Missouri So. St.	1	0	Santa Clara	1	1
Missouri Western St.	1	0	Shattuck	2	0
Montana	2	1	Simpson	1	1
Montana State	2	2	Sioux City YMCA	1	1
Morningside	7	0	Sonoma State	1	0
Muscatine	0	1	South Carolina	1	1
NATTC	0	1	South Dakota	29	5
Navy Pre-flight	0	2	South Dakota State	9	0
Nebraska Wesleyan	20	6	So. California	0	4
Nevada-Las Vegas	0	1	SMU	3	2
Nevada-Reno	2	1	Southwest Missouri St.	1	0
New Mexico St.	1	0	Springfield (Mass.)	1	0
Niagara	1	0	Stanford	3	6
North Carolina	0	1	Stevens Point A.C.	0	1
North Dakota	1	1	Tampa	0	1
North Dakota State	1	0	Temple	0	1
<b>Northeast Missouri</b>	<b>1</b>	<b>0</b>	Texas	1	2
Northern Colorado	1	0	Texas A&M	1	0
<b>Northern Iowa</b>	<b>9</b>	<b>0</b>	TCU	2	2
Northern Michigan	1	0	<b>Texas Tech</b>	<b>4</b>	<b>2</b>
North Texas State	2	0	Topeka YMCA	1	1
<b>Northwest Mo. St.</b>	<b>8</b>	<b>0</b>	Tulane	1	0
Northwestern	2	1	UCLA	2	4
Notre Dame	4	2	Utah	1	2
Ohio	2	0	Utah State	2	0
Ohio State	1	1	Valparaiso	2	0
<b>Oklahoma</b>	<b>69</b>	<b>71</b>	Vanderbilt	2	3
Oklahoma City	1	1	Washburn	1	0
<b>Oklahoma State</b>	<b>43</b>	<b>28</b>	Washington (Seattle)	1	6
Omaha Alumni	1	0	Washington State	3	1
Omaha Ath. Club	2	0	Wash. U. (St. Louis)	9	6
Omaha Christian	1	0	Wesleyan Auto	0	1
Omaha	2	0	Western Illinois	1	0
Omaha YMCA	6	2	Western Kentucky	0	1
Oregon	2	3	Western Reserve	2	0
Oregon State	2	5	West Virginia	0	1
Ottumwa Navy	2	0	Wichita State	4	5
Pacific	2	0	<b>Wisconsin</b>	<b>6</b>	<b>4</b>
Penn State	1	1	Wisconsin-Oshkosh	1	0
Penthalon	1	0	Wisconsin-Stevens Pt.	1	0
Portage (Co. F)	0	1	Wisconsin-Superior	0	1
Portland	1	0	<b>Wyoming</b>	<b>10</b>	<b>8</b>
Pittsburgh	0	2	York College	1	0

# NEBRASKA CAGE HISTORY

(1896-1983)

KEY: (H)—Home (A)—Away (B)—Big Eight Holiday Tourney (OT)—Overtime

Nebr.	Opponent	Nebr.	Opponent	Nebr.	Opponent	
<b>1896-97</b>						
(Won 2, Lost 0)						
8 Lincoln YMCA		1 (H)	39 Colorado College	11	26 Kansas City A.C.	
23 Lincoln YMCA		14 (H)	28 Colorado U.	12	57 Brown College "B"	
FRANK LEHMER, COACH			25 Greeley (Colo.) HS	15	39 Bellevue (Nebr.)	
<b>1897-98</b>						
(Won 1, Lost 3)						
9 Lincoln YMCA		15 (H)	28 Cheyenne Bus. Col.	42	33 Fort Dodge	
12 Omaha YMCA		16 (A)	33 Lincoln YMCA	20	59 Shattuck	
13 Lincoln YMCA		20 (H)	4 Minnesota Ag. Col.	13	R. G. CLAPP, COACH	
10 Omaha YMCA		9 (H)	14 Minnesota U.	41	<b>1906-07</b>	
FRANK LEHMER, COACH			W. HILTNER, COACH		(Won 10, Lost 6)	
<b>1898-99</b>						
(Won 4, Lost 0)						
21 Omaha YMCA		14	<b>1903-04</b>			
37 Nebraska Wesleyan		5	(Won 9, Lost 5)			
57 Nebraska Wesleyan		3	47 Nebraska Wesleyan	10	82 Crete	
52 Doane		7	lost Highland Park		—	
FRANK LEHMER, COACH			49 Lincoln H.S.	26	38 Nebraska Wesleyan	
<b>1899-1900</b>						
(Won 5, Lost 0)						
42 Nebraska Wesleyan		9	31 Nebraska Wesleyan	32	27 Iowa University	
39 Lincoln YMCA		7	lost Lincoln YMCA		40 Central City	
57 Doane College		3	won Lincoln YMCA		32 Kansas University	
26 Omaha YMCA		14	31 Lincoln YMCA	12	34 Fort Dodge	
48 Kansas U.		8	25 Nebraska Wesleyan	9	19 Minnesota U.	
T.P. HEWITT, COACH			35 Omaha Christian	26	18 Minnesota U.	
<b>1900-01</b>						
(Won 3, Lost 3)						
13 Omaha YMCA		11	14 Sioux City YMCA	49	26 Hudson College	
10 Lincoln YMCA		8	57 Morningside College	27	33 Marshfield (Co)	
20 Omaha YMCA		12	21 Minnesota U.	42	23 Portage (Co. F.)	
20 Lincoln YMCA		28	15 Minneapolis YMCA	10	31 Wisconsin U.	
20 Fon du Lac		32	25 Wisconsin U.	22	29 Iowa University	
13 Stevens Point A.C.		38	R. G. CLAPP, COACH		21 Grinnell College	
E. BERRY, COACH			<b>1904-05</b>			
<b>1901-02</b>						
(Won 5, Lost 3)						
63 Nebraska Wesleyan		14	(Won 11, Lost 5)			
32 Lincoln YMCA		30	32 Nebraska Wesleyan	31	26 Iowa	
9 Minnesota U.		52	34 Highland Park	39	33 Nebraska Wesleyan	
42 Sioux City YMCA		24	57 Nebraska Wesleyan	23	21 Muscatine	
29 Haskell College		73	24 Omaha YMCA	21	36 Kansas State	
35 Kansas U.		29	53 Fort Dodge	27	26 Washburn College	
36 Topeka YMCA		52	44 Shattuck	22	20 Kansas University	
27 Topeka YMCA		13	22 Minnesota U.	21	33 Kansas University	
FRED MORRELL, COACH			28 Minnesota U.	25	51 Highland Park	
<b>1902-03</b>						
(Won 7, Lost 5)						
25 Lincoln YMCA		18	29 Omaha YMCA	30	43 Missouri U.	
18 Haskell College		25	49 Baker College	19	26 Kansas	
24 Lincoln YMCA		35	47 Port Washington	36	25 Kansas	
23 Kansas U.		18	28 Ripon College	32	R. G. CLAPP, COACH	
44 Denver YMCA		29	37 Menasha	19	<b>1908-08</b>	
<b>1903-04</b>						
(Won 12, Lost 2)						
33 Kansas City A.C.		22	37 Lawrence U.	24	26 Iowa	
25 Meteors (K.C. YMCA)		24	32 Lewis	61	33 Nebraska Wesleyan	
34 Baker College		23	22 Chicago Central	59	21 Muscatine	
17 Kansas U.		37	R. G. CLAPP, COACH		36 Kansas State	
50 Kansas State		14	<b>1905-06</b>			
43 Fort Riley		13	(Won 8, Lost 15)			
33 Baker College		27	28 Cotner College	24	16 Lincoln YMCA	
41 Independence Col.		16	16 Lincoln YMCA	34	38 Kansas State	
21 Kansas City A.C.		49	17 Kansas University	36	13 Kansas University	
<b>1906-07</b>						
(Won 10, Lost 6)						
82 Crete		8	42 Iowa State	48	40 Iowa State	
38 Nebraska Wesleyan		26	39 Drake University	30	39 Drake University	
27 Iowa University		17	34 Drake University	12	13 Kansas University	
40 Central City		9	13 Kansas University	18	24 Missouri U.	
32 Kansas University		19	24 Missouri U.	26	17 Minnesota U.	
34 Fort Dodge		22	17 Minnesota U.	24	21 Minnesota U.	
19 Minnesota U.		20	16 Iowa State	22		
18 Minnesota U.		20				
26 Hudson College		25				
33 Marshfield (Co)		16				
23 Portage (Co. F.)		27				
31 Wisconsin U.		35				
29 Iowa University		32				
21 Grinnell College		27				
40 Denver University		13				
50 Nebraska Wesleyan		11				
R. G. CLAPP, COACH						



Nebr.	Opponent	Nebr.	Opponent	Nebr.	Opponent	
31	Kansas State	23	24 Colgate University	15	27 Iowa State	14
16	Kansas State	26	33 Iowa State	16	12 Drake University	25
	E. J. STEWART, COACH		37 Iowa State	11	W. E. KLINE, COACH	
	<b>1918-19</b>		<b>1921-22</b>		<b>1924-25</b>	
	(Won 10, Lost 6)		(Won 8, Lost 9)		(Won 12, Lost 5)	
34	Drake University	13	14 Wisconsin Univ.	27	23 Kansas State	11 (A)
24	Drake University	14	31 Wash. U. (St. Louis)	23	23 Oklahoma	18 (A)
24	Grinnell College	14	21 Iowa State	14	20 Drake	8 (H)
15	Grinnell College	16	31 Missouri Univ.	46	20 Kansas	25 (H)
15	Drake University	22	27 Grinnell College	17	31 Oklahoma	17 (H)
19	Drake University	9	15 Kansas University	25	35 Grinnell	27 (H)
35	Missouri U.	25	21 Oklahoma Univ.	29	32 Kansas State	20 (H)
28	Missouri U.	13	7 Iowa State	26	20 Kansas	28 (A)
28	Missouri U.	26	28 Grinnell College	25	24 Washington, Mo.	20 (A)
21	Missouri U.	14	25 Kansas State	24	25 Missouri	20 (A)
17	Kansas University	31	32 Drake University	34	37 Iowa State	17 (H)
29	Kansas University	24	39 Oklahoma Univ.	34	24 Missouri	21 (H)
32	Kansas State	34	16 Missouri Univ.	55	15 Creighton	11 (A)
21	Kansas State	30	33 Wash. U. (St. Louis)	32	10 Drake	18 (A)
27	Grinnell College	15	15 Drake University	29	21 Grinnell	36 (A)
21	Grinnell College	22	21 Kansas State	13	28 Iowa State	13 (A)
	E. J. STEWART, COACH		18 Kansas University	41	16 Washington, Mo.	36 (H)
	<b>1919-20</b>		OWEN A. FRANK, COACH		W. E. KLINE, COACH	
	(Won 22, Lost 2)		<b>1922-23</b>		<b>1925-26</b>	
37	Morningside Col.	14	(Won 5, Lost 12)		(Won 8, Lost 10)	
39	Morningside Col.	9	20 Kansas University	30	19 South Dakota	20 (H)
51	Omaha Ath. Club	10	21 Kansas State	15	20 Kansas City AC	36 (A)
26	Omaha Ath. Club	23	18 Drake University	30	20 Creighton	15 (A)
47	Hastings College	9	25 Oklahoma Univ.	19	24 Grinnell	14 (H)
32	Colorado College	19	18 Missouri Univ.	33	18 Iowa State	13 (H)
23	Colorado College	25	25 Drake University	36	39 Grinnell	18 (A)
27	Colorado U.	16	21 Iowa State	15	27 Iowa State	12 (A)
24	Colorado U.	17	20 Grinnell College	13	23 Drake	21 (A)
41	South Dakota U.	12	17 Grinnell College	32	14 Kansas	25 (H)
33	South Dakota U.	12	17 Iowa State	21	26 Kansas State	41 (A)
20	Indiana University	24	25 Oklahoma Univ.	31	11 Creighton	15 (H)
38	Indiana University	18	15 Kansas University	36	21 Kansas State	28 (H)
43	Michigan Aggies	28	14 Kansas State	17	24 Missouri	26 (H)
39	Michigan Aggies	20	32 Wash. U. (St. Louis)	34	26 Washington, Mo.	20 (H)
25	Notre Dame	18	23 Missouri Univ.	39	17 Kansas	30 (A)
31	Notre Dame	15	24 Nebraska Wesleyan	22	22 Drake	21 (H)
44	Morningside Col.	12	24 Creighton Univ.	46	22 Missouri	24 (A)
50	Morningside Col.	12	OWEN A. FRANK, COACH		14 Washington, Mo.	22 (A)
31	Knox College	24	<b>1923-24</b>		ERNEST BEARG, COACH	
30	Valparaiso U.	17	(Won 11, Lost 7)		<b>1926-27</b>	
35	Valparaiso U.	20	18 Kansas City, A.C.	27	(Won 12, Lost 6)	
23	Colorado College	9	24 Missouri Univ.	18	20 Hilliard's	36
33	Colorado College	12	35 Oklahoma Univ.	21	23 Kansas State	34
	P. J. SCHISSLER, COACH		27 Kansas State	14	37 Washington, Mo.	20
	<b>1920-21</b>		23 Kansas State	26	35 Missouri	23
	(Won 11, Lost 3)		18 Kansas University	19	27 Kansas	24
30	Illinois University	25	20 Oklahoma Univ.	32	34 Drake	35
24	Illinois University	26	10 Kansas University	13	35 Iowa State	19
32	Illinois University	17	25 Creighton Univ.	21	37 Oklahoma	29
31	Grinnell College	10	15 Drake University	19	24 Oklahoma State	27
28	Grinnell College	15	32 Grinnell College	19	30 Grinnell	22
39	South Dakota U.	13	31 Missouri Univ.	11	26 Kansas State	24
34	Oklahoma U.	20	32 Wash. U. (St. Louis)	16	27 Missouri	22
32	Oklahoma U.	21	32 Grinnell College	18	36 Oklahoma	26
30	Iowa State	38	38 Grinnell College	17	41 Washington, Mo.	24
39	Notre Dame	21	18 Iowa State	16	25 Kansas	34
15	Colgate University	21			35 Oklahoma State	25



Nebr.	Opponent	Nebr.	Opponent	Nebr.	Opponent
24 Iowa State	26	52 Iowa State	50 (H)	34 South Dakota	25 (H)
46 Drake	32	35 Kansas	36 (H)	31 Missouri	39 (H)
C. T. BLACK, COACH		C. T. BLACK, COACH		43 Iowa State	16 (A)
				27 Oklahoma	38 (H)
				W. H. BROWNE, COACH	
<b>1927-28</b>		<b>1930-31</b>		<b>1933-34</b>	
(Won 7, Lost 11)		(Won 9, Lost 9)		(Won 7, Lost 11)	
27 Washington, Mo.	28 (A)	18 South Dakota	17 (A)	22 Marquette	25 (A)
15 Missouri	36 (A)	22 Pittsburgh	23 (H)	22 Northwestern	35 (A)
36 Missouri	26 (H)	38 Wash. (Seattle)	41 (A)	13 DePaul	33 (A)
19 Washington, Mo.	30 (H)	24 Wash. (Seattle)	27 (A)	22 North Dakota	50 (A)
28 Drake	32 (A)	32 Wash. (Seattle)	38 (A)	32 North Dakota St.	29 (A)
24 Kansas State	29 (H)	44 Brigham Young	55 (H)	16 Minnesota	32 (A)
37 Iowa State	26 (H)	42 Missouri	32 (H)	37 Iowa State	31 (A)
21 Oklahoma State	32 (H)	36 Oklahoma	30 (A)	24 Kansas	21 (H)
32 Iowa State	26 (A)	31 Kansas	30 (A)	25 Missouri	36 (A)
35 Grinnell	22 (A)	30 Drake	25 (H)	24 Kansas State	25 (A)
34 Drake	27 (H)	31 Iowa State	19 (H)	24 Wyoming	33 (H)
27 Kansas	33 (A)	32 Butler	14 (H)	36 Oklahoma	44 (H)
22 Kansas State	28 (A)	20 Missouri	33 (A)	38 Kansas State	31 (H)
32 Kansas	28 (H)	37 Kansas State	31 (A)	34 Missouri	27 (H)
36 Oklahoma	38 (H)	29 Kansas	34 (H)	23 Oklahoma	53 (A)
35 Grinnell	16 (H)	28 Iowa State	42 (A)	24 Kansas	25 (A)
28 Oklahoma	43 (A)	30 Kansas State	32 (H)	26 Iowa State	21 (H)
43 Oklahoma State	47 (A)	41 Oklahoma	30 (H)	29 St. Louis	25 (H)
C. T. BLACK, COACH		C. T. BLACK, COACH		W. H. BROWNE, COACH	
<b>1928-29</b>		<b>1931-32</b>		<b>1934-35</b>	
(Won 11, Lost 5)		(Won 4, Lost 16)		(Won 6, Lost 12)	
36 South Dakota	25 (H)	26 South Dakota	41 (H)	23 Wyoming	26 (A)
32 Colorado Col.	24 (A)	27 Brigham Young	31 (H)	24 Iowa	31 (H)
48 Colorado Col.	26 (A)	29 Iowa	34 (A)	34 North Dakota	21 (H)
25 Missouri	30 (H)	34 Wis.—Superior	36 (A)	26 Minnesota	24 (H)
46 South Dakota	28 (H)	24 Minnesota	32 (A)	31 Stanford	34 (H)
30 Kansas	29 (H)	30 Carleton	40 (H)	35 Millikin	36 (A)
21 Kansas State	30 (A)	28 Iowa State	24 (A)	28 St. Louis	30 (A)
20 Oklahoma	29 (A)	33 Drake	19 (A)	32 Iowa State	31 (H)
45 Iowa State	39 (H)	31 Kansas	34 (H)	31 Missouri	32 (A)
37 Kansas	31 (A)	18 Missouri	30 (A)	41 Kansas State	47 (A)
34 Oklahoma	39 (H)	20 Kansas State	32 (A)	34 Denver	22 (H)
37 Drake	24 (H)	34 Oklahoma	37 (H)	21 Missouri	23 (H)
33 Iowa State	37 (A)	32 Iowa State	33 (H)	32 Oklahoma	38 (A)
33 Drake	26 (A)	32 Kansas State	26 (H)	21 Kansas	32 (A)
39 Missouri	33 (A)	28 St. Louis	31 (H)	24 Kansas	32 (H)
62 Kansas State	45 (H)	32 Oklahoma	46 (A)	32 Oklahoma	24 (H)
C. T. BLACK, COACH		19 Kansas	51 (A)	14 Iowa State	22 (A)
		28 Missouri	32 (H)	28 Kansas State	21 (H)
		18 Creighton	47 (A)	W. H. BROWNE, COACH	
		26 Creighton	28 (H)		
		C. T. BLACK, COACH			
<b>1929-30</b>		<b>1932-33</b>		<b>1935-36</b>	
(Won 9, Lost 9)		(Won 3, Lost 13)		(Won 13, Lost 8)	
27 St. Louis	37 (A)	24 Arkansas	41 (H)	53 Brigham Young	34 (H)
26 Butler	38 (A)	19 Carleton	23 (A)	41 Minnesota	24 (A)
19 West Virginia	45 (A)	25 Minnesota	27 (A)	46 Wyoming	42 (A)
27 Pittsburgh	34 (A)	22 Minnesota	32 (H)	39 Brigham Young	46 (A)
41 Kansas State	39 (A)	17 Stanford	21 (H)	48 Utah	47 (A)
30 Montana State	61 (H)	29 Kansas	32 (A)	48 Santa Clara	61 (A)
29 South Dakota State	27 (H)	33 Missouri	37 (A)	39 Stanford	42 (A)
21 Missouri	27 (A)	31 Kansas State	25 (H)	35 Denver	45 (A)
35 Oklahoma	20 (H)	25 Iowa State	30 (H)	31 Missouri	26 (H)
32 Iowa State	22 (A)	20 Kansas	34 (H)	31 Wyoming	22 (H)
41 Iowa	26 (H)	35 Oklahoma	39 (A)	40 Oklahoma	33 (A)
42 Kansas State	46 (H)	30 Kansas State	36 (A)	23 Kansas	45 (A)
47 Oklahoma	37 (A)			40 Iowa State	41 (A)
20 Kansas	27 (A)				
45 St. Louis	43 (H)				
34 Missouri	31 (H)				

Nebr.	Opponent	Nebr.	Opponent	Nebr.	Opponent			
43	Kansas State	30 (H)	46	California	43 (A)	27	Kentucky	42 (A)
48	South Dakota	27 (H)	30	California	58 (A)	36	UCLA	42 (H)
43	Missouri	33 (A)	35	UCLA	30 (A)	42	Oregon	49 (H)
40	Kansas State	32 (A)	40	UCLA	42 (A)	32	Minnesota	56 (A)
49	Iowa State	20 (H)	47	Stanford	56 (A)	29	Detroit	33 (A)
55	Oklahoma	28 (H)	48	Kansas	37 (H)	41	Iowa	34 (A)
36	Kansas	43 (H)	38	Kansas State	43 (A)	44	Kansas State	38 (H)
Pre-Olympic*			41	Missouri	54 (A)	51	Missouri	45 (H)
19	Oklahoma State	36	39	Oklahoma	56 (A)	32	Kansas	51 (H)
W. H. BROWNE, COACH			51	Iowa State	44 (H)	40	Great Lakes	50 (H)
* at Kansas City, Mo.			42	Kansas State	34 (H)	33	Iowa State	39 (A)
1936-37			46	Kansas	49 (A)	35	Kansas State	38 (A)
(Won 13, Lost 7)			36	Missouri	46 (H)	39	Iowa State	31 (H)
31	South Dakota	33 (A)	33	DePaul	37 (H)	30	Kansas	58 (A)
53	Montana	39 (H)	28	Iowa State	41 (A)	29	Oklahoma	37 (A)
29	Minnesota	24 (H)	45	Oklahoma	53 (H)	41	Oklahoma	46 (H)
32	Ohio State	23 (H)	W. H. BROWNE, COACH			41	Missouri	40 (A)
35	Loyola, Ill.	53 (A)	1939-40			A. J. LEWANDOWSKI, COACH		
41	Western Reserve	35 (A)	(Won 6, Lost 12)			1942-43		
34	Canisius	39 (A)	39	South Dakota	15 (H)	(Won 6, Lost 10)		
42	St. Thomas, Pa.	41 (A)	39	Indiana	49 (H)	30	South Dakota	40 (A)
27	Temple	43 (A)	48	Stanford	47 (H)	27	Illinois	69 (A)
22	George Wash.	41 (A)	37	Minnesota	61 (A)	52	Iowa	43 (H)
31	Missouri	22 (A)	40	Utah	63 (H)	39	Indiana	40 (H)
45	Iowa State	33 (H)	53	Wisconsin	43 (A)	41	Kansas State	32 (A)
31	Oklahoma	34 (H)	46	Detroit	47 (H)	39	Missouri	36 (A)
41	Kansas State	38 (A)	46	California	32 (H)	38	Iowa State	50 (A)
22	Kansas	27 (A)	44	Iowa State	28 (H)	37	Gardner Naval Reserve Air Base	52 (H)
33	Oklahoma	29 (A)	33	Missouri	46 (A)	32	Oklahoma	56 (H)
40	Kansas State	37 (H)	25	Kansas State	32 (A)	37	Gardner Naval Reserve Air Base	43 (A)
50	Missouri	21 (H)	24	Kansas	40 (A)	24	Kansas	56 (H)
37	Kansas	32 (H)	41	Oklahoma	56 (H)	50	Kansas State (ot)	47 (H)
48	Iowa State	31 (A)	40	Missouri	41 (H)	56	Missouri	50 (H)
W. H. BROWNE, COACH			28	Oklahoma	45 (A)	33	Kansas	52 (A)
1937-38			61	Kansas State	28 (H)	51	Iowa State	36 (H)
(Won 9, Lost 11)			33	Iowa State	40 (A)	48	Oklahoma	65 (A)
31	Ohio State	42 (A)	41	Kansas	48 (H)	A. J. LEWANDOWSKI, COACH		
44	South Dakota	28 (H)	W. H. BROWNE, COACH			* at Kansas City, Mo.		
28	Minnesota	33 (A)	1940-41			1943-44		
42	Indiana	43 (H)	(Won 8, Lost 10)			(Won 2, Lost 13)		
33	Detroit	34 (A)	39	South Dakota	40 (A)	33	Iowa	50 (A)
30	Bradley	50 (A)	35	Marquette	20 (H)	15	DePaul	55 (A)
43	Niagara	37 (A)	40	Kentucky	39 (H)	21	Minnesota	40 (A)
38	California	32 (H)	36	Minnesota	43 (H)	41	South Dakota	31 (H)
29	Colorado	18 (H)	24	California	30 (A)	24	Iowa State	56 (H)
18	Missouri	27 (H)	46	Stanford	57 (A)	27	Kansas	51 (A)
46	Kansas State	32 (H)	38	Oregon State	61 (A)	35	Oklahoma	45 (A)
35	Iowa State	32 (A)	31	Wisconsin	46 (H)	32	Minnesota	45 (H)
33	Kansas	48 (A)	33	Kansas State	23 (H)	54	Kansas State	47 (H)
48	Oklahoma	50 (A)	29	Oklahoma	40 (H)	32	Missouri	36 (H)
52	Oklahoma	42 (H)	32	Kansas State	35 (A)	29	Missouri	44 (A)
30	Missouri	38 (A)	40	Missouri	29 (H)	37	Iowa State	58 (A)
50	Iowa State	23 (H)	38	Iowa State	35 (A)	47	Kansas	56 (H)
39	Loyola, Ill.	38 (H)	41	Iowa State	36 (H)	32	Oklahoma	43 (H)
29	Kansas State	41 (A)	38	Kansas	44 (A)	37	Kansas State	40 (A)
47	Kansas	50 (H)	38	Missouri	36 (A)	A. J. LEWANDOWSKI, COACH		
W. H. BROWNE, COACH			43	Oklahoma	42 (A)			
1938-39			53	Kansas	55 (H)			
(Won 7, Lost 13)			A. J. LEWANDOWSKI, COACH			1944-45		
44	South Dakota	30 (H)	1941-42			(Won 2, Lost 17)		
24	Bradley	39 (H)	(Won 6, Lost 13)			45	Iowa	61 (H)
37	Minnesota	66 (H)	48	South Dakota	28 (H)	54	Minnesota	55 (H)
38	Wyoming	30 (H)	29	Indiana	56 (A)	46	Kansas State	49

Nebr.	Opponent	Nebr.	Opponent	Nebr.	Opponent
54 Pentablon	40 (H)	53 South Dakota State	34 (H)	<b>NCAA PLAYOFF</b>	
39 Illinois	71 (A)	54 Iowa State	56 (H)	35*Oklahoma State	52
42 Indiana	65 (A)	37 Kansas	69 (A)	HARRY C. GOOD, COACH	
37 Oklahoma	44 (H)	49 Oklahoma	63 (A)	* at Kansas City	
38 Iowa State	50 (H)	49 Missouri	60 (H)	<b>1949-50</b>	
33 Kansas	48 (A)	54 Kansas State	50 (H)	(Won 16, Lost 7)	
45 Oklahoma	48 (A)	HARRY C. GOOD, COACH		81 South Dakota State	32 (H)
34**NATTC	57 (A)				
48 Kansas State	70 (A)	<b>1947-48</b>			
42 Navy Pre-Flight	62 (H)	(Won 11, Lost 13)			
41 Missouri	47 (H)	56 Purdue	60 (H)	58 Northwest Missouri	39 (H)
59 Kansas	44 (H)	59 Minnesota	63 (A)	54 Bradley	64 (A)
54 Missouri	55 (A)	65 South Dakota	38 (H)	60 Northern Iowa	54 (H)
45 Iowa State	47 (A)	46 Missouri	44 (B)	69 Baylor	55 (H)
41***Navy Pre-Flight	55 (A)	46 Oklahoma State	47 (B)	63 Colorado State	43 (H)
47 Kansas State	55 (H)	60 Kansas	64 (B)	66 Idaho	45 (H)
A. J. LEWANDOWSKI, COACH		67 Colorado State	47 (H)	57 Colorado	67 (B)
* at Kansas City, Mo.		51 Stanford	47 (A)	65 Michigan	67 (B)
** at Oklahoma City, Okla.		38 San Jose State	39 (A)	85 Iowa State	67 (B)
*** at Iowa City, Iowa		58 Nevada-Reno	63 (A)	47 South Dakota	40 (H)
<b>1945-46</b>		58 Northern Colorado	54 (A)	57 Kansas	56 (H)
(Won 7, Lost 13)		44 Iowa State	55 (A)	64 Iowa State	46 (H)
30 Minnesota	55 (A)	54 Missouri	66 (H)	59 Colorado	72 (A)
52 South Dakota	29 (H)	39 Colorado	55 (A)	65 Kansas State	63 (H)
54*Missouri	63	45 Kansas State	64 (H)	50 Missouri	41 (H)
62*Kansas State	47	66 South Dakota State	56 (H)	36 Kansas	49 (A)
35 Iowa	61 (A)	61 Kansas	57 (A)	57 Oklahoma	55 (A)
51 Illinois	61 (H)	57 Oklahoma	79 (A)	59 Colorado	49 (H)
48 Oregon State	40 (H)	41 Missouri	47 (A)	56 Iowa State	54 (A)
33 Bradley	53 (A)	62 Iowa State	57 (H)	48 Oklahoma	64 (H)
38 Marquette	49 (A)	58 Colorado	53 (H)	60 Kansas State	63 (A)
44 Kansas State	37 (H)	49 Kansas State	56 (A)	HARRY C. GOOD, COACH	
48 Oklahoma	70 (A)	74 Oklahoma	81 (H)	<b>1950-51</b>	
45 Kansas	56 (H)	70 Kansas	64 (H)	(Won 9, Lost 14)	
39 Iowa State	57 (A)	HARRY C. GOOD, COACH		41 Minnesota	55 (A)
44 Missouri	42 (A)				
52 South Dakota State	50 (H)	<b>1948-49</b>			
45 Iowa State	57 (H)	(Won 16, Lost 10)			
44 Oklahoma	51 (H)	59 Northwest Missouri	39 (H)	61 Northwest Missouri	39 (H)
30 Kansas	72 (A)	52 Minnesota	61 (H)	49 Wash. (Seattle)	54 (A)
42 Missouri	39 (H)	63 Northern Iowa	52 (H)	53 Wash. (Seattle)	71 (A)
49 Kansas State	54 (A)	47 Purdue	64 (A)	59 California	64 (A)
L. F. KLEIN, COACH		46 Cincinnati	64 (A)	53 Santa Clara	38 (A)
* at Kansas City, Mo.		49 Duquesne	55 (A)	63 Northern Iowa	55 (H)
<b>1946-47</b>		83 Western Reserve	80 (A)	54 Missouri	52 (B)
(Won 10, Lost 14)		34 Kansas State	48 (B)	53 Kansas State	72 (B)
68 South Dakota	37 (H)	50 Missouri	52 (B)	47 Kansas	63 (B)
65 Ottumwa Navy	45 (H)	56 Harvard	54 (B)	74 South Dakota	49 (H)
48 Drake	44 (H)	52 Kansas	34 (H)	41 Kansas	66 (A)
46 Arkansas	37 (B)	48 Washington, Mo.	45 (H)	51 Iowa State	49 (H)
54 Iowa State	51 (B)	71 Iowa State	50 (H)	45 Colorado	51 (A)
52 Oklahoma	63 (B)	72 South Dakota	50 (H)	51 Iowa State	67 (A)
54 St. Mary's	58 (H)	70 Kansas State	46 (H)	50 Kansas State	79 (H)
58 Minnesota	66 (H)	45 Colorado	43 (H)	52 Kansas	61 (H)
37 Illinois	72 (A)	49 Kansas	39 (A)	49 Oklahoma	72 (A)
53 Louisville	68 (A)	45 Oklahoma	47 (A)	54 Missouri	52 (H)
56 Western Kentucky	74 (A)	44 Iowa State	41 (A)	58 Colorado	45 (H)
54 Kansas State	63 (A)	47 Missouri	46 (H)	48 Kansas State	74 (A)
44 Oklahoma	41 (H)	56 Colorado	45 (A)	46 Oklahoma	44 (H)
48 Kansas	46 (H)	28 Kansas State	53 (A)	57 Missouri	68 (A)
41 Missouri	47 (A)	49 Oklahoma	56 (H)	HARRY C. GOOD, COACH	
44 Iowa State	61 (A)	52 Missouri	48 (A)	<b>1951-52</b>	
65 Drake	44 (A)				
72 Ottumwa Navy	53 (A)	(Won 7, Lost 17)			
<b>BIG 8 PLAYOFF</b>					
		57*Oklahoma	56	60 Northern Iowa	44 (H)
				55 Minnesota	63 (H)
				59 Northwest Missouri	43 (H)
				72 Fresno State	48 (H)

Nebr.	Opponent	Nebr.	Opponent	Nebr.	Opponent	
55	Southern Methodist	61 (A)	62 Kansas	67 (H)	54 Vanderbilt	78 (A)
57	Texas Christian	58 (A)	78 Iowa State	65 (H)	65 Michigan State	69 (B)
76	Tampa	81 (A)	67 Missouri	82 (A)	70 Missouri	65 (B)
60	Miami, Fla.	70 (A)	HARRY C. GOOD, COACH		69 Iowa State	89 (B)
67	Kansas State	87 (B)	1954-55		74 Colorado	52 (H)
63	Colorado	68 (B)	{Won 9, Lost 12}		66 Colorado	60 (A)
66	Iowa State	75 (B)	61 Iowa	84 (A)	84 Missouri	65 (A)
63	Colorado	61 (H)	87 South Dakota	51 (H)	53 Kansas State	89 (A)
36	Kansas State	71 (A)	93 Bradley	68 (A)	54 Kansas	69 (H)
66	Kansas	69 (H)	76 Alabama	88 (A)	53 Missouri	49 (H)
82	South Dakota	59 (H)	79 Memphis State	86 (A)	47 Iowa State	59 (A)
72	Iowa State	78 (A)	58 Missouri	75 (B)	60 Kansas State	81 (H)
55	Missouri	60 (H)	47 Colorado	89 (B)	60 Kansas	87 (A)
67	Oklahoma	66 (H)	66 Kansas	69 (B)	53 Oklahoma	55 (A)
65	Colorado	67 (A)	76 Iowa State	63 (H)	64 Oklahoma	55 (H)
52	Kansas	90 (A)	59 Missouri	67 (A)	67 Iowa State	58 (H)
59	Oklahoma	65 (A)	69 Kansas State	59 (H)	JERRY BUSH, COACH	
75	Iowa State	53 (H)	66 Kansas	62 (H)	1957-58	
60	Kansas State	75 (A)	74 NW Missouri	54 (H)	{Won 10, Lost 13}	
53	Missouri	68 (A)	62 Kansas State	79 (A)	64 South Dakota St.	52 (H)
HARRY C. GOOD, COACH			84 Colorado	77 (H)	77 Wyoming	66 (H)
1952-53			75 Oklahoma	67 (H)	57 Michigan	81 (A)
{Won 9, Lost 11}			73 Missouri	76 (H)	56 Notre Dame	69 (A)
65	South Dakota	53 (H)	68 Kansas	55 (A)	61 Purdue	70 (H)
62	Minnesota	71 (A)	76 Oklahoma	78 (A)	68 Denver	63 (H)
82	Springfield, Mass.	73 (H)	75 Iowa State	82 (A)	61 Ohio U.	53 (H)
73	Bradley	65 (A)	66 Colorado	77 (A)	64 Marquette	79 (A)
66	Kansas	73 (B)	JERRY BUSH, COACH		74 Princeton	64 (B)
83	Iowa State	79 (B)	1955-56		57 Kansas State	88 (B)
53	Colorado	67 (B)	{Won 7, Lost 16}		51 Iowa State	61 (B)
92	Harvard	53 (H)	51 Iowa	60 (A)	54 Missouri	55 (A)
80	Colorado	65 (A)	69 Texas Tech	(OT) 63 (H)	59 Kansas State	74 (A)
59	Kansas	65 (H)	71 Michigan	77 (A)	57 Oklahoma	54 (H)
80	Iowa State	78 (H)	46 Wichita State	71 (A)	52 Iowa State	57 (H)
73	Missouri	62 (H)	71 UCLA	65 (H)	63 Iowa State	78 (A)
80	Kansas State	67 (H)	52 Wisconsin	71 (A)	46 Kansas	102 (A)
78	Colorado	86 (H)	48 Vanderbilt	66 (A)	39 Oklahoma	66 (A)
58	Kansas	77 (A)	66 Missouri	71 (B)	67 Missouri	62 (H)
59	Oklahoma	53 (A)	70 Cornell, N.Y.	69 (B)	50 Colorado	41 (H)
59	Missouri	66 (A)	51 Kansas State	79 (B)	43 Kansas	41 (H)
70	Oklahoma	78 (H)	63 Colorado	78 (A)	55 Kansas State	48 (H)
66	Iowa State	93 (A)	83 Missouri	77 (H)	52 Colorado	54 (A)
80	Kansas State	108 (A)	52 Colorado	77 (H)	JERRY BUSH, COACH	
HARRY C. GOOD, COACH			72 Emporia State	59 (H)	1958-59	
1953-54			52 Kansas State	66 (H)	{Won 12, Lost 13}	
{Won 8, Lost 13}			56 Kansas	80 (A)	85 Northwest Missouri	44 (H)
64	Minnesota	75 (H)	68 Oklahoma	(OT) 61 (A)	75 Montana State	43 (H)
81	Iowa	70 (H)	69 Iowa State	(OT) 71 (H)	62 Marquette	60 (H)
70	South Dakota	53 (H)	50 Kansas State	73 (A)	57 Minnesota	78 (A)
55	Oregon State	83 (A)	56 Kansas	60 (H)	54 Texas Tech	46 (H)
68	Oregon	84 (A)	64 Oklahoma	(OT) 63 (H)	48 Bradley	85 (A)
72	Oregon	74 (A)	80 Missouri	88 (A)	55 Michigan State	80 (A)
78	Kansas State	74 (B)	74 Iowa State	94 (A)	55 Oklahoma State	48 (B)
70	Oklahoma	86 (B)	JERRY BUSH, COACH		50 Colorado	54 (B)
57	Missouri	72 (B)	1956-57		60 Oklahoma	43 (B)
74	Iowa State	60 (A)	{Won 11, Lost 12}		50 Colorado	57 (A)
76	Oklahoma	72 (A)	56 UCLA	69 (A)	47 Oklahoma State	44 (H)
88	Kansas State	75 (H)	60 UCLA	78 (A)	81 Missouri	69 (H)
80	Missouri	72 (H)	67 Iowa	43 (H)	52 Iowa State	49 (H)
70	Kansas State	91 (A)	73 Michigan	60 (H)	91 Detroit	77 (H)
67	Colorado	75 (H)	53 Wisconsin	51 (H)	43 Kansas State	50 (H)
88	Kansas	79 (A)	65 Purdue	62 (A)	39 Oklahoma State	54 (A)
68	Oklahoma	76 (A)	67 Texas Tech	66 (A)	48 Oklahoma	54 (A)
58	Colorado	83 (A)			55 Kansas	83 (H)

Nebr.	Opponent	Nebr.	Opponent	Nebr.	Opponent
50 Kansas	66 (A)	<b>1961-62</b>		73 Southern Cal	79 (A)
62 Colorado	61 (H)	(Won 9, Lost 16)		64 Southern Cal	79 (A)
56 Iowa State	59 (A)	49 Wichita State	79 (A)	78 Kansas State	100 (B)
81 Missouri	79 (A)	63 Southern Methodist	60 (H)	66 Oklahoma	75 (B)
54 Oklahoma	65 (H)	49 Air Force	58 (A)	58 Colorado	80 (B)
54 Kansas State	76 (A)	65 Notre Dame	61 (H)	55 Iowa State	52 (A)
JERRY BUSH, COACH		81 Ohio U.	64 (H)	74 Missouri	69 (H)
<b>1959-60</b>		70 Wyoming	71 (A)	48 Kansas	74 (A)
(Won 7, Lost 17)		49 California	50 (A)	74 Oklahoma City	65 (H)
68 Air Force	54 (H)	59 Stanford	72 (A)	60 Missouri	78 (A)
76 Minnesota	66 (H)	48 Kansas State	60 (B)	66 Kansas State	73 (H)
62 Notre Dame	70 (H)	52 Oklahoma State	51 (B)	76 Oklahoma	69 (H)
80 Michigan State	82 (H)	68 Kansas	69 (B)	54 Oklahoma State	53 (H)
60 Oregon State	63 (A)	69 Kansas	67 (A)	52 Colorado	60 (H)
65* Oregon State	67	57 Oklahoma	56 (H)	48 Kansas State	50 (A)
58 Montana State	64 (A)	56 Colorado	58 (H)	57 Iowa State	55 (H)
55 Colorado	64 (B)	72 Iowa State	84 (A)	55 Kansas	64 (H)
63 Kansas State	71 (B)	53 Kansas State	72 (A)	45 Oklahoma State	81 (A)
78 Missouri	67 (B)	57 Oklahoma State	56 (H)	76 Oklahoma	82 (A)
53 Iowa State	57 (A)	63 Colorado	74 (A)	73 Colorado	89 (A)
47 Kansas	60 (H)	66 Iowa State	79 (H)	JOE CIPRIANO, COACH	
61 Missouri	69 (A)	65 Missouri	63 (A)	<b>1964-65</b>	
57 Colorado	62 (A)	70 Kansas	73 (H)	(Won 10, Lost 15)	
34 Colorado	58 (H)	63 Missouri	81 (H)	68 Wyoming	94 (A)
64 Missouri	59 (H)	64 Oklahoma State	65 (A)	96 Purdue	85 (H)
47 Oklahoma State	52 (A)	71 Oklahoma	69 (A)	74 South Dakota	63 (H)
54 Oklahoma	63 (A)	60 Kansas State	84 (H)	74 Michigan	73 (H)
69 Iowa State	49 (H)	JERRY BUSH, COACH		73 Texas	77 (A)
70 Kansas State	60 (H)	<b>1962-63</b>		78 Texas Tech	82 (A)
49 Oklahoma	50 (H)	(Won 6, Lost 19)		87 California	80 (H)
54 Oklahoma State	47 (H)	68 Texas Tech	66 (A)	63 California	59 (H)
74 Kansas State	83 (A)	61 Houston	68 (A)	82 Colorado	70 (B)
74 Kansas	79 (A)	43 Air Force	39 (H)	61 Oklahoma State	74 (B)
JERRY BUSH, COACH		78 Northern Iowa	59 (H)	62 Iowa State	69 (B)
* at Portland, Ore.		54 Denver	63 (H)	56 Kansas	66 (H)
<b>1960-61</b>		72 Miami, Ohio	69 (H)	54 Oklahoma State	93 (A)
(Won 10, Lost 14)		49 Southern Cal	58 (H)	82 Oklahoma	89 (A)
78 Northern Iowa	68 (H)	53 Southern Cal	55 (H)	88 Iowa State	79 (H)
63 Wichita State	65 (H)	68 Iowa State	82 (B)	33 Oklahoma State	55 (H)
65 Utah State	60 (H)	47 Colorado	59 (B)	52 Colorado	67 (A)
77 Denver	52 (H)	93 Oklahoma	86 (B)	62 Kansas State	57 (A)
62 Detroit	71 (A)	47 Colorado	75 (H)	66 Colorado	59 (H)
60 Cincinnati	75 (A)	53 Kansas State	66 (A)	74 Missouri	92 (H)
79 Arizona	55 (H)	53 Kansas	72 (A)	69 Iowa State	65 (A)
53 Kansas	78 (B)	60 Kansas State	72 (H)	62 Kansas	71 (A)
90 Missouri	72 (B)	69 Iowa State	83 (A)	67 Oklahoma	63 (H)
70 Oklahoma State	61 (B)	61 Missouri	69 (H)	66 Missouri	84 (A)
62 Missouri	48 (H)	54 Iowa State	75 (H)	67 Kansas State	79 (H)
65 Colorado	61 (H)	41 Oklahoma State	51 (A)	JOE CIPRIANO, COACH	
51 Colorado*	66 (A)	77 Oklahoma	84 (A)	<b>1965-66</b>	
58 Iowa State	66 (H)	39 Kansas	45 (H)	(Won 20, Lost 5)	
47 Oklahoma State	55 (A)	49 Oklahoma State	48 (H)	101 Wisconsin	88 (A)
58 Oklahoma	69 (A)	75 Oklahoma	77 (H)	77 Oregon State	83 (H)
33 Kansas	38 (H)	51 Colorado	80 (A)	71 California	87 (A)
62 Iowa State	68 (A)	72 Missouri	84 (A)	70 California	68 (A)
61 Oklahoma State	65 (H)	JERRY BUSH, COACH		75 Texas	64 (H)
83 Oklahoma	61 (H)	<b>1963-64</b>		71 Stanford	67 (H)
69 Kansas	68 (A)	(Won 7, Lost 18)		77 South Dakota	60 (H)
67 Kansas State	77 (H)	79 Wyoming	72 (H)	69 Missouri	(OT) 67 (B)
56 Kansas State	75 (A)	55 Michigan	80 (A)	92 Oklahoma	79 (B)
76 Missouri	97 (A)	75 Purdue	81 (A)	61 Kansas	71 (B)
*CU won game, but later forfeited		58 Texas Tech	64 (H)	76 Iowa State	74 (A)
JERRY BUSH, COACH		60 Houston	76 (H)	82 Missouri	60 (H)
				82 Kansas State	71 (A)



Nebr.	Opponent	Nebr.	Opponent	Nebr.	Opponent
67 Iowa State	76 (A)	65 Colorado	42 (H)	82 Iowa State	66 (H)
76 Kansas State	(OT) 81 (A)	58 Iowa State	76 (A)	JOE CIPRIANO, COACH	
JOE CIPRIANO, COACH		JOE CIPRIANO, COACH		* Roadrunner Invitational	
* Husker Classic		* at Vanderbilt Invitational		Las Cruces, N.M.	
<b>1972-73</b>		<b>1974-75</b>		<b>1976-77</b>	
(Won 9, Lost 17)		(Won 14, Lost 12)		(Won 16, Lost 13)	
64 No. Texas St.	46 (H)	87 South Dakota St.	72 (H)	57 Iowa	71 (H)
59 Wyoming	65 (A)	67* Long Beach St.	55	59 Washington	(OT) 58 (A)
50* California	75	62* Arizona State	83	66 Hawaii-Hilo	71 (A)
57* Air Force	53	69 North Texas St.	56 (A)	64 Hawaii	59 (A)
72 Texas Christian	58 (H)	78 Wichita State	65 (H)	60 Hawaii	59 (A)
60** Kentucky	85	66 San Jose State	80 (H)	58 Minnesota*	66 (H)
51** Colorado State	57	69** Southern Meth.	67	63 Illinois	67 (A)
64 Iowa State	75 (B)	60** Indiana	97	88 Northwest Mo. St.	53 (H)
74 Kansas	72 (B)	81 Vanderbilt	66 (H)	71 Northwestern	68 (A)
73 Oklahoma State	75 (B)	75 Oklahoma	64 (B)	64 Mankato St.	61 (H)
63† Georgia State	54	62 Kansas	63 (B)	50 Colorado	55 (B)
62† North Carolina	79	63 Kansas State	80 (B)	75 Iowa State	55 (B)
55 Oklahoma State	68 (H)	74 Kansas State	61 (H)	66 Oklahoma	56 (B)
74 Oklahoma	67 (H)	68 Oklahoma	61 (A)	49 South Carolina	54 (A)
65 Missouri	78 (H)	85 Colorado	59 (H)	52 Kansas State	57 (H)
60 Iowa State	81 (A)	73 Oklahoma State	58 (H)	69 Colorado	54 (H)
55 Kansas State	82 (H)	74 Missouri	88 (A)	49 Iowa State	48 (A)
59 Colorado	67 (H)	44 Kansas	72 (A)	58 Oklahoma	65 (H)
59 Kansas	46 (A)	75 Iowa State	62 (H)	63 Missouri	76 (A)
59 Oklahoma	67 (A)	57 Oklahoma	(OT) 65 (H)	60 Kansas	57 (H)
76 Oklahoma State	64 (A)	61 Colorado	62 (A)	66 Oklahoma State	54 (H)
62 Kansas	59 (H)	64 Kansas State	65 (A)	73 Colorado	62 (A)
76 Iowa State	82 (H)	80 Missouri	77 (H)	66 Iowa State	51 (H)
70 Kansas State	97 (A)	59 Oklahoma State	58 (A)	62 Kansas State	67 (A)
63 Colorado	71 (A)	77 Kansas	(2OT) 79 (H)	60 Missouri	58 (H)
70 Missouri	86 (A)	69 Iowa St.	82 (A)	62 Oklahoma	72 (A)
JOE CIPRIANO, COACH		JOE CIPRIANO, COACH		66 Kansas	74 (A)
* Mountaineer Classic.		* Sun Devil Classic at		60 Oklahoma State	62 (A)
Morgantown, W.Va.		Tempe, Ariz.		<b>Big Eight Tournament</b>	
** Kentucky Invitational at		** Indiana Classic at		58 Kansas	61 (A)
Lexington, Ky.		Bloomington, Ind.		JOE CIPRIANO, COACH	
† Decatur, Ga.		<b>1975-76</b>		* Minn. forfeit—NCAA ruling.	
‡ Greensboro, N.C.		(Won 19, Lost 8)		<b>1977-78</b>	
<b>1973-74</b>		56 Illinois	60 (H)	(Won 22, Lost 8)	
(Won 14, Lost 12)		79 Northwestern	68 (H)	61 Mo. So. St.	54 (H)
70 Wyoming	62 (H)	65 Iowa	72 (A)	65 Creighton	58 (H)
77 Minnesota-Duluth	50 (H)	63 Washington	75 (H)	74 South Dakota	64 (H)
58* Vanderbilt	82	68 St. Mary's	57 (H)	67 Nevada-Reno	50 (H)
65* Middle Tennessee	76	85* Pacific	59	69 Cal-Davis	64 (H)
78 Georgia State	(OT) 75 (H)	79* New Mexico St.	75	80 Mississippi	70 (H)
67 NE Missouri	54 (H)	68 Vanderbilt	57 (A)	63 Minnesota	49 (A)
76 MacMurray	50 (H)	66 Kansas	69 (B)	73 Western Illinois	72 (H)
73 Northern Iowa	55 (H)	75 Oklahoma	53 (B)	104 Montana State	60 (H)
47 Kansas State	68 (B)	56 Okla. St.	49 (B)	70 Oklahoma State	58 (B)
69 Oklahoma State	82 (B)	72 South Dakota	59 (H)	60 Kansas State	69 (B)
66 Kansas	75 (B)	69 So. Carolina	68 (H)	75 Oklahoma	68 (B)
58 Wichita State	66 (A)	65 Kansas State	59 (A)	77 Kansas State	63 (A)
64 Kansas	79 (A)	68 Oklahoma	67 (H)	64 Colorado	73 (A)
63 Oklahoma	58 (H)	66 Colorado	64 (A)	59 Iowa State	63 (H)
65 Kansas State	73 (H)	52 Oklahoma St.	48 (A)	78 Oklahoma	64 (A)
66 Oklahoma State	79 (A)	57 Missouri	62 (H)	56 Missouri	55 (H)
63 Oklahoma	85 (A)	57 Kansas	54 (H)	62 Kansas	58 (H)
91 Iowa St.	(3OT) 88 (H)	66 Iowa State	56 (A)	63 Oklahoma State	57 (H)
75 Missouri	58 (H)	60 Oklahoma	65 (A)	80 Colorado	75 (H)
64 Colorado	65 (A)	80 Colorado	61 (H)	62 Iowa State	56 (A)
88 Missouri	87 (A)	53 Kansas St.	65 (H)	63 Kansas State	50 (H)
71 Oklahoma State	63 (H)	84 Missouri	(OT) 95 (A)	52 Missouri	74 (A)
46 Kansas	51 (H)	60 Oklahoma St.	54 (H)	68 Oklahoma	74 (H)
58 Kansas State	54 (A)	62 Kansas	58 (A)		

Nebr.	Opponent	Nebr.	Opponent	Nebr.	Opponent
70 Kansas	75 (A)	59 Oklahoma	58 (H)	42 Missouri	44 (H)
67 Oklahoma State	56 (A)	60 Missouri	73 (A)	50 Oklahoma State	52 (A)
<b>Big Eight Tournament</b>					
71 Oklahoma State	63 (H)	61 Kansas	56 (A)	60 Iowa State	47 (H)
58 Missouri	61 (KC)	69 Iowa State	66 (H)	48 Oklahoma	51 (A)
<b>NIT</b>					
67 Utah State	86 (H)	68 Oklahoma State	83 (A)	74 Colorado	57 (A)
48 Texas	67 (A)	55 Colorado	56 (H)	64 Kansas State	75 (H)
JOE CIPRIANO, COACH					
<b>1978-79</b>					
(Won 14, Lost 13)					
64 Ala.-Birmingham	55 (A)	70 Kansas State	58 (H)	63 Kansas	66 (A)
70 Arkansas Tech	59 (H)	59 Kansas State	60 (KC)	65 Oklahoma	51 (H)
58 Minnesota	48 (H)	<b>Big Eight Tournament</b>			
47 Purdue	58 (H)	69 Michigan	76 (A)	60 Oklahoma State	49 (H)
61 Creighton	78 (A)	JOE CIPRIANO, COACH			
91 Cal St.-Sacramento	56 (H)	MOE IBA, ASST. COACH			
67 Mississippi (Biloxi)	70 (A)	*Rainbow Classic at Honolulu			
75 Cal-Santa Barbara*	55	<b>1980-81</b>			
63 Nevada-Las Vegas*	79	(Won 15, Lost 12)			
58 Missouri (OT)	56 (B)	59 Wyoming	(OT) 62 (H)	<b>Big Eight Tournament</b>	
61 Colorado	74 (B)	53 Idaho	64 (H)	60 Oklahoma State	49 (H)
69 Oklahoma	53 (B)	61 Creighton	(OT) 66 (A)	53 Missouri	58 (KC)
72 Iowa State	68 (A)	75 Penn State	50 (H)	MOE IBA, COACH	
61 Colorado	04 (A)	67 Loyola-Marymount*	66	*Holiday Classic, Cedar Falls, Iowa	
55 Kansas State	53 (H)	55 Utah*	57	<b>1982-83</b>	
60 Missouri	76 (A)	79 NW Missouri State	59 (H)	(Won 22, Lost 10)	
74 Oklahoma	56 (H)	54 Colorado State	48 (H)	94 Denver	58 (H)
66 Kansas (OT)	64 (H)	69 Montana	46 (H)	51 Montana	61 (A)
57 Oklahoma State	66 (A)	62 Ball State	67 (A)	65 Creighton	62 (A)
79 Colorado	52 (H)	52 Arkansas**	64	69 Mo.-Kansas City	50 (H)
46 Kansas State	58 (A)	84 Sonoma State	49 (H)	59 Baylor	56 (H)
46 Iowa State	48 (H)	59 Kansas State	49 (H)	68 Wyoming	57 (H)
58 Oklahoma	79 (A)	70 Oklahoma State	81 (A)	93 Mo. Western St.	43 (H)
76 Missouri	64 (H)	59 Colorado	62 (H)	66 Cornell (N.Y.)*	56
59 Kansas	66 (A)	66 Missouri	53 (H)	50 Indiana*	67
76 Oklahoma State	67 (H)	61 Iowa State	56 (A)	58 Arkansas**	64
<b>Big Eight Tournament</b>					
60 Kansas State (2OT)	61 (A)	57 Kansas	54 (H)	94 Mesa	57 (H)
JOE CIPRIANO, COACH					
* Rebel Roundup, Las Vegas, Nev.					
<b>1979-80</b>					
(Won 18, Lost 13)					
100 S. Dakota State	83 (H)	71 Oklahoma	59 (A)	98 SW Missouri St.	46 (H)
74 Portland State	52 (H)	62 Oklahoma State	54 (H)	59 Iowa State	56 (A)
82 E. Washington	68 (H)	57 Colorado	56 (A)	69 Colorado	72 (A)
64 Creighton	55 (H)	49 Kansas State	66 (A)	59 Kansas State	43 (H)
56 Purdue	78 (A)	81 Iowa State	61 (H)	56 Missouri	79 (A)
94 Cal St.-Bakersfield	80 (H)	45 Missouri	55 (A)	60 Oklahoma	59 (H)
58 Minnesota	75 (A)	49 Kansas	75 (A)	68 Kansas	61 (H)
92 Ala.-Bir. (4OT)	84 (H)	90 Oklahoma	63 (H)	63 Oklahoma St. (2OT)	71 (A)
83 Wisconsin (OT)*	82	<b>Big Eight Tournament</b>			
55 Hawaii*	67	66 Colorado	70 (H)	68 Colorado	56 (H)
58 Louisville*	65	MOE IBA, COACH			
55 Idaho	64 (A)	* Utah Classic at Salt Lake City			
96 Wis.-Oshkosh	72 (H)	** at Little Rock, Ark.			
83 Angelo State	70 (H)	<b>1981-82</b>			
58 Iowa State	50 (A)	(Won 16, Lost 12)			
63 Missouri	84 (H)	48 Wyoming	62 (A)	<b>Big Eight Tournament</b>	
64 Kansas	57 (H)	74 Wis.-Stevens Point	45 (H)	94 Iowa State	71 (H)
53 Colorado	44 (A)	86 Creighton	46 (H)	63 Missouri	69 (KC)
74 Oklahoma State (OT)	73 (H)	70 South Dakota State	51 (H)	<b>NIT</b>	
64 Kansas State (2OT)	66 (A)	64 Baylor	63 (A)	72 Tulane	65 (H)
		71 Ball State	57 (H)	85 Iona	73 (H)
		58 Penn State	60 (A)	67 Texas Christian	57 (H)
		51 Colorado State (OT)	58 (A)	58 De Paul	68 (NY)
		63 Air Force*	47	MOE IBA, COACH	
		53 Northern Iowa*	42	* Hoosier Classic, Indianapolis	
		93 Cal St.-Sacramento	61 (H)	** at Little Rock, Ark.	
		50 Arkansas	51 (H)		
		75 Kansas	53 (H)		



## Nebraska Coaches' Won-Lost Records

Coach	Years	At NU	Won	Lost	Pct.
T. P. Hewitt	(1899-1900)	1	5	0	1.000
Sam Waugh	(1915-16)	1	13	1	.929
Paul Schissler	(1919-21)	2	33	5	.868
E. O. Stiehm	(1911-15)	4	56	14	.800
Frank Lehmer	(1896-99)	3	7	3	.700
W. G. Kline	(1923-25)	2	22	13	.629
Fred Morrell	(1901-02)	1	5	3	.625
<b>Moe Iba</b>	<b>(1980-83)</b>	<b>3</b>	<b>53</b>	<b>34</b>	<b>.609</b>
R. G. Clapp	(1903-09)	6	57	37	.606
W. Hiltner	(1902-03)	1	7	5	.583
Dr. E. J. Stewart	(1916-19)	3	29	22	.569
Joe Cipriano	(1963-80)	17	254	196	.564
O. F. Field	(1910-11)	1	10	8	.556
E. Berry	(1900-01)	1	3	3	.500
Charles T. Black	(1926-32)	6	51	57	.472
Harry C. Good	(1946-54)	8	86	99	.465
Ernest Bearg	(1925-26)	1	8	10	.444
W. H. Browne	(1932-40)	8	64	87	.424
Jerry Bush	(1954-63)	9	82	131	.385
Owen A. Frank	(1921-23)	2	13	21	.382
T. J. Hewiat	(1909-10)	1	6	10	.375
L. F. Klein	(1945-46)	1	7	13	.350
A. J. Lewandowski	(1940-45)	5	24	63	.276
<b>Totals</b>	<b>(1896-1983)</b>	<b>87</b>	<b>895</b>	<b>835</b>	<b>.517</b>

## STIEHM WAS ALL-AROUND COACH

E. O. "Jumbo" Stiehm is widely remembered in Nebraska as the Huskers' winningest football coach of all time, as his "Stiehmrollers" compiled a 35-2-3 record from 1911-15 for a .913 winning percentage.

However, Stiehm was also an outstanding basketball coach at NU, and his four-year record of 56-14 from 1911-12 through 1914-15 gives him the fourth-best cage winning percentage in Husker history at .800.

Those figures alone establish him as a great all-around coach, but adding to his reputation is the fact that he also coached the first 29 games in the school's longest unbeaten football string (34 games from 1912-16), and all of the school-record 14-game win string in basketball, which encompassed the last nine games of 1911-12 and the first five of 1912-13.

# NEBRASKA BASKETBALL LETTERMAN LIST 1896-1983

Letterman lists are not available for 1894, 1895, 1897, 1898, 1904 and 1906. The year listed is for the year in which the season ended. For example, 1918 represents the 1917-18 season. Each year lettered is listed for each player (e.g., if a listing is "1978-80," the player lettered in 1977-78 and 1979-80, but not in 1978-79).

## - A -

Adkins, R. F., 1918  
Akromis, Bernard, 1951  
Amberson, A. B., 1910  
Amen, Paul, 1936-37-38  
Anderson, Chuck, 1980  
Anderson, Kenneth, 1947-49  
Anderson, R. D., 1899  
Anderson, R. R., 1900  
Anderson, W. E., 1899-1900  
Andresen, Roy H., 1925-26-27  
Antulov, Bob, 1964  
Artman, Allan, 1942-43-44  
Arwood, Jim, 1956-57-58

## - B -

Baack, Tom, 1966-67-68  
Babson, (no first name listed), 1901  
Bailey, Russell, 1919-20-21  
Baker, Howard, 1935-36-37  
Banks, Brian, 1976-77-78-79  
Barger, Gerald, 1932  
Barry, Donald, 1946  
Barth, Phil, 1960  
Beerkle, Wilmer J., 1924-25-26  
Beers, F. R., 1905  
Bekins, Melvin, 1920-21  
Belka, Robert, 1933  
Bell, Dwight, 1907-08-09  
Bell, Paul, 1905-07-08  
Benedict, M., 1903  
Berwald, Lance, 1980-81  
Black, Leo, 1924-25  
Bloss, Dale, 1945  
Boich, Arnold, 1955  
Bornschlegl, Larry, 1963  
Boswell, Hubert, 1932-33  
Bottorf, John, 1942-43  
Bowers, Bill, 1960-61-62  
Branch, Nate, 1965-66-67  
Brooks, Jim, 1969  
Brothers, Ralph, 1896  
Brown, Burton, 1943  
Brown, John, 1926-27-28  
Brown, Joseph, 1946-47-48-50  
Bryan, Tom, 1969-71  
Buchanan, James, 1950-51-52  
Buel, Duane, 1954-55-56  
Burke, A. G., 1896  
Burrus, R. M., 1905-07-08  
Buuck, A. Allen, 1960-61

## - C -

Cahill, John, 1959

Caldwell, James, 1977  
Campbell, H. W., 1916-17  
Campbell, Willie, 1965-66-67  
Carman, Frank, 1921-22  
Carrier, S. C., 1911-12-13  
Cassidy, Fred, 1943  
Cauble, Ken, 1968-69-70  
Cebrun, Harold, 1964  
Cech, Henry, 1948-49-50  
Cerv, Bob, 1947-48-49-50  
Chalk, Leroy, 1969-70-71  
Chambers, Phil, 1975  
Christline, Cal, 1971-72-73  
Cloudy, Stan, 1983  
Coard, Eric, 1975-76-77  
Coker, Fred, 1974  
Collins, J. C., 1917  
Collins, Ray, 1979-80-81-82  
Conklin, Leonard, 1931  
Cook, Thomas, 1946  
Coppie, Leland, 1932-33-34  
Cortelyou, S. V., 1899-1900-01-02  
Coulaf, Norman, 1955-56  
Cox, Larry, 1974-75-76  
Cox, Rodney, 1947-48-49  
Cozier, Kenneth J., 1923-24  
Cunningham, Bill, 1979  
Curran, Sammy, 1980

## - D -

Damm, Jim, 1966-67-68  
Davey, G. Seldon, 1930-31  
Davison, Charles Minot, 1931-32  
Despot, Srebrenko, 1978  
Dewitz, Rufus, 1924  
Doebele, Dudley, 1956-57  
Dohrmann, Elmer, 1936-37-38  
Downing, Greg, 1980-81-82-83  
Dworak, Thomas, 1944

## - E -

Ebaugh, Floyd, 1936-37-38  
Eckelman, Eric, 1979  
Ekstrom, Fred, 1924-25-26  
Ekwal, Rex, 1955-56-57  
Eldridge, Bruce, 1918  
Elliott, N. J., 1903  
Elliott, Robert, 1937-38-39  
Elliott, Thomas, 1926-27-28  
Elsor, Kenneth, 1942-43  
Empkey, Frank, 1966-67  
Enright, Mark, 1974  
Erwin, Steve, 1973-74-75  
Extrom, LeGrand, 1952

- F -

Fagler, Willard, 1952-53-54-55  
Ferguson, J. M., 1903  
Fisher, Morris, 1929-30-31  
Fitz, Don, 1939-40-41  
Fitzgibbon, John, 1941-42-43  
Fitzpatrick, Wilson, 1958  
Flothow, Paul, 1917  
Flynn, W. H., 1917  
Fort, Jerry, 1973-74-75-76  
Frank, O. A., 1911-12  
Fredstrom, Paul, 1952-53

- G -

Galter, Morris, 1944  
Gardner, Charles, 1916  
Gardner, J., 1916  
Gates, Bob, 1950  
Gerelick, Philip, 1926-27  
Gerhart, H., 1918  
Gibson, J. P., 1911-12  
Gillilan, Charles, 1919  
Gilreath, Ivan, 1981  
Goetze, Hartmann, 1940-41-42  
Gohde, George, 1928  
Good, Joseph, 1951-52-53  
Goodson, Orr, 1924-25  
Grace, Harvey, 1928-29-30  
Cratopp, Bob, 1968-69-70  
Craves, Allen, 1958  
Gregory, Tom, 1971-72  
Gribble, George, 1942  
Crimm, Lloyd, 1937-38-39  
Crupe, Ivan, 1961-62-63  
Gutleben, J. S., 1896

- H -

Hagensick, E. H., 1905  
Hagensick, Ed, 1902  
Hahn, Robert, 1945  
Hale, Leland, 1935-36-37  
Hanzlik, M., 1912-14  
Hare, Fred, 1965-66  
Hare, Jerry, 1954  
Harris, Lee, 1972  
Harris, Rickey, 1974-75-76-77  
Harry, Robert, 1958-59-60  
Hartley, Harold, 1921  
Haskell, Ross, 1912-13-14  
Hassler, Francis, 1943  
Hawkins, Earl, 1913-14-15  
Hay, John, 1940-41  
Hecox, Fred, 1945-46  
Hedberg, Curt, 1975-77-78-79  
Heinzelman, Robert, 1942-43  
Held, Sidney, 1940-41-42  
Henrion, Walter, 1932-33  
Hester, Wayne, 1958-59-60  
Hewitt, I. P., 1902-03  
Hiltner, A. H., 1910-11-12  
Hiltner, W., 1903  
Hoar, J. W., 1903-05-07  
Hoemann, Vic, 1945  
Hokuf, Stephen, 1930-31-33  
Holder, Allen, 1976-77  
Hollins, Kenneth, 1944-45

Holm, Elmer, 1927-28-29  
Hoppen, Dave, 1983  
Howard, Terry, 1957  
Howard, Warren, 1914  
Hubka, Ernest, 1918  
Huge, Jim, 1961-63  
Hugg, Ed, 1914-15-16  
Hughes, Brett, 1982-83  
Hussey, John W., 1920  
Hutchinson, W. C., 1910-11  
Hyde, Leslie E., 1913

- I -

Ingersoll, A. E., 1909-10

- J -

Jackson, C., 1918-19  
Jackson, Don, 1973  
Jackson, Jack, 1939  
Jackson, Stanley, 1977  
Jackson, W. C., 1917  
Jensen, Clifford, 1930  
Johnson, Handy, 1982-83  
Johnson, Lenard, 1982-83  
Johnson, William, 1952-53-54  
Jones, Charles, 1962-63-64  
Jones, W. A., 1910  
Jungmeier, Walter, 1920  
Jungmeier, Wesley, 1920  
Jura, Chuck, 1970-71-72

- K -

Kacer, Oldyn, 1919  
King, Lyle, 1940-41-42  
Kipper, Paul, 1951  
Kirlin, Albert, 1947  
Klepser, Merritt J., 1923-25-27  
Kuntzen, Owen, 1943  
Koehler, J. P., 1901-02  
Koenig, Robert, 1945  
Kohl, Adam, 1922  
Korte, Robert, 1946  
Kortus, Joel, 1963-64-65  
Koster, George, 1931-32  
Kovanda, William, 1937-38-39  
Kowalke, James, 1959-60-61  
Krake, L. S., 1905-07  
Krall, Robert, 1928-29  
Kubacki, Jim, 1956-57-58  
Kuhlman, Elza, 1944

- L -

Lantz, Stuart, 1966-67-68  
Lawry, Anton, 1947-48-49-50  
Lawson, Wm. Vinton, 1926  
Leacox, Robert, 1935-36  
Lebsack, Gayle, 1946-47  
Lee, Brendy, 1972-73-74  
Leitner, Roger, 1967-68  
Lenser, Kurt, 1932  
LeRossignol, Curt, 1971-72  
Letts, Madison, 1932  
Lewankowski, Adolph, 1928-29-30  
Livingston, Dale, 1946

Continued Next Page

## LETTERMAN LIST, CONT.

Livingston, Leslie, 1940-41-42  
Loder, Dwight, 1934  
Lundholm, William, 1959  
Lunney, Kenneth, 1932-33-34

### - M -

MacFarlane, Dave, 1980  
Maclay, Donald, 1929-30-31  
Malecek, Joseph, 1949-50  
Marquiss, Warren, 1943  
Marsh, Ricky, 1973-74  
Martin, Sam, 1968-69-70  
Martin, Val, 1976  
Mason, Paul, 1932-33-34  
Matson, C. E., 1896  
Matzke, John, 1982  
Matzke, Stan, 1952-53-54-55  
Mauch, Arthur, 1931-32  
Maxey, Al, 1959-60  
McDonald, Paul, 1977  
McPipe, Carl, 1976-77-78-79  
McVicker, Mark, 1977-78-79-80  
Mercier, Bob, 1951  
Mielenz, Frank, 1926  
Moller, Cliff, 1969  
Moore, Jack, 1979-80-81-82  
Moore, M. S., 1899  
Moore, Bob, 1978-79  
Morrell, (no first name listed), 1912  
Morrison, C. C., 1899  
Morrison, C. E., 1896  
Moser, W. A., 1905-07  
Mosser, Cornelius, 1948  
Mulvaney, Charles, 1946  
Munger, Glen, 1922  
Munn, Glen B., 1929  
Munn, Glenn, 1928  
Munn, Monte, 1920-21  
Munson, Bob, 1971  
Myers, C. B., 1914-15  
Myrthil, Gerard, 1978-79

### - N -

Naderer, Mike, 1978-79-80-81  
Nagl, (no first name listed), 1912  
Nannen, Lyle, 1956-57  
Nannen, Neil, 1962-63-64  
Nelson, Douglas, 1944  
Nelson, H., 1916-17  
Nelson, Lawrence, 1936  
Newman, Richard, 1919-20-21  
Newton, B. A., 1903  
Nielsen, R., 1901  
Nissen, Al, 1970-71-72  
Novak, Terry, 1975-77-78  
Novak, Tom, 1972-73-74

### - O -

Olson, Carl, 1928-29  
Othmer, Kenneth, 1927-28  
Owen, L. R., 1911

### - P -

Page, Theodore, 1927  
Parsons, Robert, 1936-37-38  
Parsons, Rollin, 1933-34-35  
Parsons, Ronald, 1957  
Patty, Jesse, 1919-20  
Pearson, Brice, 1965  
Perry, H. O., 1908-09-10  
Peterson, Arthur, 1945  
Peterson, Mike, 1970-71-72  
Petrashek, G. L., 1909-10  
Petsch, Daryl, 1962-63-64  
Phillips, Albert, 1918  
Phipps, Hansel, 1931  
Pickett, John, 1919-20  
Pierce, Robert, 1949-50-51  
Pillsbury, M. P., 1899-1902  
Pitcaithley, Harry, 1939-40  
Placek, E. E., 1896  
Ploetz, John, 1978  
Ponce, David, 1983  
Poynter, Floyd, 1920  
Puelze, Dennie, 1962-63

### - R -

Randall, Albert, 1939-40-41  
Raymond, I., 1902  
Reckewey, Kent, 1973-74-75  
Reimers, Gary, 1956-57-58  
Reiners, Al, 1966  
Renfro, Claude, 1981-82-83  
Renzelman, Gary, 1953-54-55  
Reynolds, Burch, 1919  
Riddell, Ted, 1917  
Riddlesbarger, W. P., 1922-23  
Riehl, Tony, 1971-72-73  
Robinson, Magnus, 1946  
Rooney, Patrick, 1944  
Roots, Al, 1960-61  
Roy, William, 1955  
Russell, R. C., 1920-22  
Russell, Thomas R., 1961-62  
Rutherford, Claude, 1947-48-49  
Rutherford, R. B., 1914-15-16

### - S -

Sandbulte, Gerald, 1952-53  
Sandstedt, James, 1946  
Sauer, George, 1932-33  
Scantlebury, Tom, 1968-69-70  
Scarlett, Trent, 1982-83  
Schleiger, Richard, 1947-48-49  
Schmidt, A. C., 1909-10  
Schmidt, F. A., 1908-09  
Schneider, Leo, 1946  
Seger, Fred, 1952-53-54  
Shaver, Dan, 1967  
Shellenberg, E., 1918-19-20  
Shields, P., 1915-16  
Shields, Paul, 1947-48  
Shipwright, Richard, 1959  
Shoecraft, Jerry, 1979-80-81-82  
Siegel, Bob, 1974-75-76-77  
Simmons, Grant, 1964-65-66  
Simmons, Ron, 1966-67-68  
Sladovnic, Charles, 1962  
Smaha, Clark, 1925-26-27

Smidt, Don, 1956-57-58  
 Smith, Andre, 1978-79-80-81  
 Smith, Austin, 1920-21-22  
 Smith, Charles L., 1954-55-56  
 Smith, H. B., 1899  
 Smith, Terry, 1982-83  
 Snyder, James, 1951  
 Sorensen, Harry, 1934-35-37  
 Spear, John, 1922  
 Spear, Wallace, 1918-19  
 Spears, Jerry, 1964-65  
 Sprague, Leon, 1926  
 Srb, Richard, 1947-48-49  
 Stange, Drew, 1981-82  
 Stebbins, (no first name listed), 1900  
 Stewart, Marvin, 1969-71  
 Stipsky, Ed, 1931  
 Stone, Charles, 1967  
 Story, C. M., 1899  
 Strahan, James, 1945  
 Stromer, Byron, 1918  
 Stryker, Herbert, 1912-13  
 Swank, George, 1959  
 Swett, Rex, 1960-61-62

- T -

Tallman, Frank, 1938-39-40  
 Tangeman, Robert, 1944  
 Taylor, Ron, 1974-75  
 Theisen, Ralph, 1916  
 Therien, Robert, 1939-40  
 Thom, Jim, 1956  
 Thomas, (no first name listed), 1901  
 Thomas, Dwight P., 1918  
 Thomas, Grant, 1938-39  
 Thompson, John, 1941-42-43  
 Tipton, Milo, 1923-24-25  
 Tipton, Paul, 1922  
 Torrens, Lee, 1969-70  
 Turner, Herschell, 1958-59-60

- U -

Underwood, Clinton, 1912-13  
 Usher, Willard O., 1923-24-25

- V -

Vacanti, Charles, 1940  
 Vincent, William, 1962-63  
 Volz, Mathias G., 1923-24-25  
 Von Seggern, Dale, 1968-69-70

- W -

Wagner, Robert, 1967-68  
 Wahlquist, George, 1933-35-36  
 Walin, Elmer, 1961  
 Walker, G. E., 1899  
 Wall, Jan, 1960-61  
 Walsh, Larry, 1950  
 Walsh, W. W., 1907-08-09  
 Walton, Kenny, 1981-82-83  
 Ward, Harrison, 1951  
 Warfield, G. A., 1896  
 Warren, (no first name listed), 1901  
 Warren, Glen, 1921-22-23  
 Waterman, R. L., 1900  
 Watters, F. E., 1911  
 Watts, Randy, 1971-72  
 Webb, Coley, 1964-65-66  
 Weber, Don, 1952-53-54  
 Wells, William, 1954-57  
 Werner, Alton, 1937-38-39  
 Wertz, L. E., 1917  
 West, Tim, 1980  
 Whitaker, Henry, 1934-35-36  
 Whitehead, Milton, 1948-49-50  
 Widman, Harvey, 1934-35-36  
 Williams, Eric, 1980-81-83  
 Willis, Stephen, 1975-76  
 Wilnes, Norman, 1950-51  
 Wischmeier, B. Scott, 1932  
 Witte, Willard, 1928-29-30  
 Wood, W. S., 1908-09-10  
 Wright, Earl, 1963-64  
 Wyant, Harlan, 1924

- Y -

Yaffee, Irvin, 1939-40  
 Yates, James, 1961-64  
 Young, May, 1941-42-43



## ABOUT THE UNIVERSITY

The University of Nebraska—Lincoln is one of the nation's most dynamic universities.

Rich in pioneering history and spirit, NU was chartered by the Nebraska Legislature in 1869. The University established the first graduate program west of the Mississippi River in the mid-1880s and was selected for membership in the prestigious Association of American Universities in 1909.

Over the years, alumni such as Willa Cather, Mari Sandoz and Roscoe Pound have enriched the University's tradition of leadership and scholarly excellence.

Today, more than 25,000 students from all parts of the world attend classes on NU's campus in Lincoln, Nebraska's All-American capital city.

The University is the intellectual center of the region. As Nebraska's comprehensive, land-grant university, NU serves a tripartite mission of teaching, research and service.

Quality instruction is emphasized in NU's eight undergraduate colleges and the professional, graduate College of Law. The Colleges of Agriculture, Architecture, Arts and Sciences, Business Administration, Engineering and Technology, Home Economics, Teachers College and School of Journalism offer more than 100 degree programs leading to career opportunities in the arts, the sciences, the humanities, and the professions. The NU faculty includes many prominent scholars.

In research, NU faculty and students stand at the forefront of discovery in many fields. Among well-known research activities at the University are projects involving mass spectrometry, cell biology, genetic engineering, transportation, videodisc development for the hearing impaired, linguistic and folklore analysis, educational television, tractor testing, livestock, and crop production, conservation, meat technology, animal and plant health, agricultural marketing and economics.

In service, the University of Nebraska reaches thousands of citizens each year through programs conducted by the Cooperative Extension Service and the Division of Continuing Studies. The Cooperative Extension Service provides all Nebraskans with information and assistance in agriculture and natural resources, home economics and family living, 4-H and youth development and community education with programs such as summer reading, evening classes, independent study by correspondence, telecourses and study tours.

Modern educational facilities and a diverse cultural life add to the environment for teaching and learning at NU.

The Lincoln campus is home to the nationally renowned Sheldon Memorial Art Gallery and Sculpture Garden, the University of Nebraska State Museum, the Christlieb Collection of Western Art and to the University's championship Big Eight Conference men's and women's athletic teams.

An exciting university with a tradition of historic excellence, a quality presence and a dynamic future: That's the University of Nebraska!

### Points of Interest on Campus—

**Museum**—The University of Nebraska State Museum has an outstanding collection of fossil mammals and is world renowned for its Elephant Hall. There are galleries of health science, Nebraska wildlife, zoology, geology and anthropology. In addition to its exhibits on three floors of Morrill Hall at 14th and U, the museum has extensive research collections in Nebraska Hall.

**Art**—The Sheldon Memorial Art Gallery has one of the finest collections on a university campus. Its sculpture garden is also one of the finest in the nation.

**Music**—School of Music students and faculty perform regularly in Kimball Recital Hall and throughout the state. There is an active schedule of concerts by University choral and instrumental groups, musical theatre productions and a wide range of musical and dance events by visiting artists.

**Theatre**—During the school year there are periodic performances by University companies in Howell Memorial and Studio Theatres. A repertory group performs throughout the summer months.

**Nebraska Unions**—The social centers on each campus provide a variety of food service facilities and relaxation areas for students and visitors, house the placement center and offices for student organizations, book stores, bowling alleys, game rooms, TV rooms, record rooms, study rooms, and rooms for large meetings and social events.

**Carillon Tower**—Built in 1948, the gift of alumnus Ralph S. Mueller, the tower has become a symbol of the NU Lincoln campus. It houses a 2½-octave electronic English bells carillon, played on ceremonial occasions from a keyboard.

**Historical Museum**—The State Historical Society has its museum and library on the campus. It features Nebraska lore dating from early Indian relics.

**Center for Continuing Education**—Conference and hotel facilities at 33rd and Holdrege provide a site for hundreds of adult and youth meetings each year. Continuing education programs are planned by a professional staff. The Center was financed through a grant from the Kellogg Foundation and by public subscription.

**Planetarium**—Public sky shows are presented daily during the summer and on weekends during the school year. Special shows are also given to University classes and visiting school groups.



# NOTES



# INDEX

- Administration, Nebraska, 69-83  
Alabama, Univ. of, 95  
All-Americans, Big Eight, 166  
All-Americans, Nebraska, 163  
All-conference Cornhuskers, 163  
Arkansas, Univ. of, 91  
Athletic Directors, Nebraska, 75  
Athletic staff, 1  
Attendance, Bob Devaney Sports Center, 160  
Attendance rankings, NCAA, 10-11  
Augustana College, 86  
Baack, Tom, 62  
Big Eight staff, 84  
Big Eight Tournament, 124  
Bob Devaney Sports Center; arena, 2; attendance, 162; diagram, 5; personnel, 76-77; records, 160-62  
Big Eight champions, 164-65  
Borgialli, Orval, 77  
Box scores, 1982-83, 136-42  
Bryant, Don, 78  
Carr, Brian, 32-33  
Carter, Tim, 64  
Chancellor Massengale, 71  
Cipriano, Randy, 63  
Cloudy, Stan, 16-17, 43, 46, 133  
Coaches' records, Nebraska, 185  
Coaching staff, 8, 57-64  
Color section, 49-56  
Colorado, Univ. of, 104-105  
Colorado State Univ., 97  
Conference scoring leaders, 167  
Cornhusker basketball school, 14  
Creighton Univ., 88  
Davis, Dr. June B., 80  
Devaney, Bob, 74-75  
Dock, Titus, 34-35  
Eastern Washington Univ., 99  
Epley, Boyd, 67  
Fouraker, Gary, 81  
General information, 9  
Georgia Tech Univ., 94  
History, Nebraska basketball, 171-85  
History, Univ. of Nebraska, 190-91  
Hoppen, Dave, 22-23, 43-44, 46, 133-34  
Hug, Butch, 77  
Husker honors, 1982-83, 145  
Huskers vs. the Big Eight, 146-47  
Huskerettes, 170  
Iba, Moe, 58-61  
Institutional Representative, 73  
Interviews; Iba, 3; players, 2  
Iowa State Univ., 106-107  
Jackman, Bill, 42  
Kansas, Univ. of, 108-109  
Kansas State Univ., 110-111  
Letterman list, Nebraska all-time, 186-89  
Lettermen lost, 9  
Lettermen returning, 9  
Lott, Jerry, 76  
Massengale, Dr. Martin A., 71  
Martz, Mike, 36-37  
Matzke, John, 24-25, 47  
Media policies, information, 2-3  
Medical staff, 82-83  
Michigan State Univ., 96  
Missouri, Univ. of, 112-113  
Moore, Curtis, 26-27  
Moore, James, 38-39  
Neubert, Keith, 40-41  
Northeast Missouri State Univ., 90  
Northern Iowa, Univ. of, 92  
Northwest Missouri State Univ., 96  
O'Hanlon, Dr. James, 73  
Oklahoma, Univ. of, 114-15  
Oklahoma State Univ., 116-17  
Opponents, Big Eight, 40-41  
Opponents, non-conference, 85-102  
Osborne, Tom, 79  
Player biographies, 15-45  
Ponce, David, 18-19, 45, 47, 134  
Pool, Chuck, 81  
President Roskens, 72  
Prospectus, 6-8  
Publicity outlets, 192  
Radio network, 48  
Records, Bob Devaney Sports Center, 160-62  
Records, Nebraska varsity, 148-49  
Records and all-time scorers, 146-49  
Records broken in 1982-83, 145  
Recruits, 9  
Redshirts returning, 9  
Regents, Board of, 70  
Results, 1982-83 season, 129  
Roskens, Dr. Ronald W., 72  
Ross, Jim, 76  
Rosters; alphabetical, 12; numerical, 13  
Schedule, Big Eight composite, 119-21  
Schedule, Nebraska, 1983-84, back cover  
Scores, Nebraska all-time, 174-84  
Scoring leaders, Nebraska career, 158-59  
Scoring/rebounding, individual, 1982-83, 133-34  
Season at a glance, 8-9  
Season in review, 1982-83, 125-45  
Series histories, Big Eight, 105, 107, 109, 111, 113, 115, 117  
Series histories, non-conference, 100-102  
Series record vs. all opponents, 172-73  
Series records, Big Eight, 118-19  
Simons, Tom, 81  
Smith, Ronnie, 28-29  
Standings, Big Eight, 1982-83, 143  
Stat highs, 1982-83 season, 130  
Statistics, Big Eight, 1982-83, 143-44  
Statistics, Nebraska, 1982-83 season, 126  
Statistics, Nebraska, 1983 Big Eight season, 127  
Statistics, Nebraska, 1983 NIT, 128  
Statistics, Nebraska game-by-game, 1982-83, 131-32  
Stiehm, Jumbo, 185  
Telephone directory, NU athletics, 4  
Television series, 1983 Big Eight, 121  
Texas Tech Univ., 87  
Training staff, 82-83  
Travel plans, 122-23  
University administration, 1  
Wagner, Helen Ruth, 80  
Walsh, Ursula, 66  
White, Anthony, 30-31  
Wisconsin, Univ. of, 89  
Williams, Eric, 20-21, 45, 47, 135  
Wyoming, Univ. of, 93

## KEY NEBRASKA PUBLICITY OUTLETS

### NEWSPAPER & WIRE SERVICES

	Telephone
*Mike Kelly, World-Herald, 14th & Dodge, Omaha 68102	402/444-1000
#Dave Sittler, World-Herald, Lincoln Bureau, P.O. Box 80966, Lincoln 68501	402/476-3132
#Wally Provost, World-Herald, 14th & Dodge, Omaha 68102	402/444-1000
#Larry Porter, World-Herald, Lincoln Bureau, P.O. Box 80866, Lincoln 68501	402/476-3132
*Virgil Parker, Journal-Star, 926 P St., Lincoln 68508	402/473-7431
#Randy York, Journal-Star, 926 P St., Lincoln 68508	402/473-7431
*Mike Babcock, Journal-Star, 926 P St., Lincoln 68508	402/473-7431
Tom Vint, Associated Press, World-Herald Bldg., Omaha 68102	402/341-4963
Melanie Rigney, United Press International, 926 P St., Lincoln 68508	402/476-0381
*Sports Editor, Daily Nebraskan, U. of Nebraska, Lincoln 68508	402/472-2589
*Jerry Kane, Times Herald, 114 E. 4th, Alliance 69301	308/762-3060
#Ron Baldwin, Sun, 7th & Ella, Beatrice 68310	402/223-5233
*Craig Reber, Daily Telegram, 1254 27th Ave., Columbus 68601	402/564-2741
*Del Sutherland, Journal, 1810 Harlan, Falls City 68355	402/245-2431
*Kim Heusel, Tribune, P.O. Box 9, Fremont 68205	402/721-5000
*Pete Letheby, Independent, 1st & Cedar, Grand Island 68801	308/382-1000
*Larry Havranek, Tribune, 908 W. 2nd, Hastings 68901	402/462-2131
*Jack Donahue, Citizen, 307 East Ave., Holdrege 68949	308/995-4441
#Ron Richmond, Hub, 13 E. 22nd, Kearney 68847	308/237-2152
#Paul Mowry, Gazette, W. 1st & E. McCook 69001	308/345-4500
*Ken Misfeldt, News-Press, 123 S. 8th, Nebraska City 68410	402/873-3334
#Denny Fuehrer, News, 525 Norfolk Ave., Norfolk 68701	402/371-1020
*John Martinez, Telegraph, 315 E. 5th, North Platte 69101	308/532-6000
#Brent Robinson, Star-Herald, 1405 Broadway, Scottsbluff 69361	308/632-0670
*Mike Pratt, News-Times, P.O. Box 512, York 68467	402/362-4478

\*Sports editor; #writes column.

### TELEVISION

	Channel	Telephone
Dick Janda, KOLN-TV, 40th & W, Lincoln 68503 (CBS)	10	402/467-4321
Terry Yeager, KMTV, 10714 Mockingbird, Omaha 68127 (NBC)	3	402/592-3333
Bob Cullinan, KETV, 27th & Douglas, Omaha 68131 (ABC)	7	402/345-7777
Dave Webber, WOWT, 3501 Farnam, Omaha 68131 (CBS)	6	402/346-6666
Russ Batenhorst, KHAS-TV, Hastings 68901 (NBC)	5	402/463-1321
Kevin Rader, KHGI-TV, Kearney 68847 (ABC)	13	800/652-9309
Jeff Kelly, KDUH-TV, Scottsbluff 69361 (NBC)	4	308/638-4471
Larry Frost, KNOP-TV, North Platte 69101 (NBC)	2	308/532-2222
Anne Trujillo, KSTF-TV, Scottsbluff 69361 (CBS-ABC)	10	308/632-6107
Rod Bates, KUON-TV, 1800 N. 33rd, Lincoln 68503 (PBS)	12	402/472-3611


### RADIO PLAY-BY-PLAY

	Telephone
Kent Pavelka, KFAB, 5010 Underwood, Omaha 68132	402/556-8000
Sports Director, KRNU, U. of Nebraska, Lincoln 68507	402/472-3054

### Big Eight Area Outlets

Ames, Iowa Tribune	St. Louis Globe-Democrat
Des Moines Register	St. Louis Post-Dispatch
Kansas City Star-Times	Tribune, Columbia, Missouri
Daily Oklahoman, Oklahoma City	Missourian, Columbia, Missouri
Tulsa Tribune	Denver Post
Tulsa World	Rocky Mountain News, Denver
Manhattan Mercury, Manhattan, Kansas	Boulder Camera
Capital-Journal, Topeka, Kansas	Stillwater News-Press
Wichita Eagle	Norman Transcript
Journal-World, Lawrence, Kansas	

Tim Allen, Big Eight Service Bureau, Director, River Hills/Mark I, 600 E. 8th St., Kansas City, Missouri 64106



**BOB DEVANEY SPORTS CENTER ARENA  
(14,438)**

# NEBRASKA BASKETBALL SCHEDULE

## 1983-84

(All Times Central Standard)

DAY	DATE	OPPONENT	SITE	TIPOFF
WED.	NOV. 16	BRANDON (Exhibition)	LINCOLN	7:35 p.m.
SAT.	NOV. 26	AUGUSTANA (S.D.)	LINCOLN	7:35 p.m.
MON.	NOV. 28	TEXAS TECH	LINCOLN	7:35 p.m.
SAT.	DEC. 3	CREIGHTON	LINCOLN	7:35 p.m.
MON.	DEC. 5	Wisconsin	Madison	7:35 p.m.
WED.	DEC. 7	NORTHEAST MISSOURI STATE	LINCOLN	7:35 p.m.
SAT.	DEC. 10	ARKANSAS	LINCOLN	7:35 p.m.
SAT.	DEC. 17	NORTHERN IOWA	LINCOLN	7:35 p.m.
TUE.	DEC. 20	Wyoming	Laramie	8:35 p.m.
WED.	DEC. 28	+Georgia Tech	Atlanta	8:00 p.m.
THU.	DEC. 29	+Alabama or Michigan State	Atlanta	6 or 8 p.m.
WED.	JAN. 4	COLORADO STATE	LINCOLN	7:35 p.m.
SAT.	JAN. 7	NORTHWEST MISSOURI STATE	LINCOLN	7:35 p.m.
SAT.	JAN. 14	EASTERN WASHINGTON	LINCOLN	7:35 p.m.
WED.	JAN. 18	*Iowa State	Ames	7:35 p.m.
SAT.	JAN. 21	*MISSOURI	LINCOLN	7:35 p.m.
WED.	JAN. 25	*Kansas (TV)	Lawrence	8:10 p.m.
SAT.	JAN. 28	*Colorado	Boulder	9:05 p.m.
WED.	FEB. 1	*OKLAHOMA STATE	LINCOLN	7:35 p.m.
SAT.	FEB. 4	*Kansas State (TV)	Manhattan	4:10 p.m.
WED.	FEB. 8	*OKLAHOMA (TV)	LINCOLN	8:10 p.m.
SAT.	FEB. 11	*Missouri (TV)	Columbia	2:10 p.m.
WED.	FEB. 15	*KANSAS	LINCOLN	7:35 p.m.
SAT.	FEB. 18	*IOWA STATE	LINCOLN	7:35 p.m.
WED.	FEB. 22	*Oklahoma State	Stillwater	7:35 p.m.
SAT.	FEB. 25	*COLORADO (TV)	LINCOLN	3:10 p.m.
TUE.	FEB. 28	*KANSAS STATE	LINCOLN	7:35 p.m.
THU.	MAR. 1	*Oklahoma (TV)	Norman	8:10 p.m.
TUE.-				
WED.	MAR. 6-7	Big Eight Tournament First Round (campus sites)		
FRI.	MAR. 9	Big Eight Tournament Semifinals (Kansas City, Mo.)		
SAT.	MAR. 10	Big Eight Tournament Final (Kansas City, Mo.)		

†—Cotton States Classic; \*—Big Eight Conference games.

**NCAA MIDWEST SUB-REGIONAL**  
**March 16 & 18**  
**Bob Devaney Sports Center**

ALL HOME GAMES AT THE BOB DEVANEY SPORTS CENTER  
 FOR TICKET INFORMATION, CALL 402-472-3111