


Nebraska Basketball

1982-83 MEDIA GUIDE • \$2.50





1982-83 University of Nebraska Basketball Team

Front row (left-to-right): Eric Williams, Handy Johnson, Assistant Coach Randy Cipriano, Assistant Coach Charlie Spoonhour, Head Coach Moe Iba, Assistant Coach Tom Baack, volunteer assistant Brett Iba, David Ponce, Brett Hughes.

Back row (left-to-right): Stan Cloudy, Claude Renfro, Terry Smith, Mike Martz, Lenard Johnson, Dave Hoppen, John Matzke, James Moore, Trent Scarlett, Kenny Walton, Greg Downing.

UNIVERSITY ADMINISTRATION

BOARD OF REGENTS

John Payne, Kearney
Edward Schwartzkopf, Lincoln
Robert R. Koefoot, M.D., Grand Island
Robert J. Prokop, M.D., Ph.D., Wilber
Kermit Wagner, Schuyler
James Moylan, Omaha

President

Dr. Ronald W. Roskens

Kermit Hansen, Omaha
Robert G. Simmons, Jr., Scottsbluff
Dan Wedekind, NU—Lincoln
Charles Mulry, UNMC
Florene Langford, UNO

Chancellor

Dr. Martin A. Massengale

CORNHUSKER ATHLETIC STAFF

BIG EIGHT INSTITUTIONAL REPRESENTATIVE

Dr. James P. O'Hanlon..... Nebraska, '57

ADMINISTRATIVE STAFF

Athletic Director..... Bob Devaney, Alma College, '39
Asst. Athletic Director/Sports Information Director... Don Bryant, Nebraska, '52
Asst. Athletic Director/Head Football Coach..... Tom Osborne, Hastings, '59
Asst. Athletic Director/Women's Director..... Dr. June Davis, Manitoba, '69
Business Manager..... Gary Fouraker, Nebraska, '73
Ticket Manager..... Helen Ruth Wagner, Nebraska
Acting Asst. Sports Information Director..... Tom Simons, Nebraska, '82
Asst. Sports Info. Dir./Women's Director..... Terry Beek, Central (Iowa), '73
Publications Coordinator/SID Assistant..... Chuck Pool, Nebraska, '80
Ath. Dept. Academics Counselor..... Ursula Walsh, Rosary College, '58
Ath. Dept. Strength Coach..... Boyd Epley, Nebraska, '70
Ath. Dept. Asst. Strength Coach..... Mike Arthur, Nebraska, '77

BASKETBALL STAFF

Head Coach..... Moe Iba, Oklahoma State, '62
Assistant Coach..... Tom Baack, Nebraska, '68
Assistant Coach..... Charlie Spoonhour, Coll. of Ozarks, '61
Part-time Assistant Coach..... Randy Cipriano, Kearney State, '80
Volunteer Assistant . Mike Naderer, Nebraska, '81; Paul Fox, Neb. Wesleyan, '79
Student Managers..... Kevin Fricke, Jeff Parks
Student Trainer..... Jack Nickolite
Equipment Manager..... Mel Worster
Secretary..... Nancy Williams

BOB DEVANEY SPORTS CENTER STAFF

Bob Devaney Sports Center Manager and Asst. Athletic Director.....
Jim Ross, Eastern Michigan, '39
Administrative Assistant..... Paul Schneider, Nebraska, '52
Administrative Assistant..... Orval Borgialli, Chadron State, '59
Building Superintendent..... Jerry Lott, Nebraska, '58
Staff Assistant..... Connie Wesslund


MEDICAL STAFF

Athletic Medicine..... Dr. Samuel Fuenning, Nebraska, '45
Team Physician..... Dr. Pat Clare, Nebraska, '62
Team Physician..... Dr. Chuck Newman, Nebraska, '66
Team Physician Consultant..... Dr. Paul Goetowski, Creighton, '44
Head Trainer and Physical Therapist..... George Sullivan, RPT, Nebraska, '51
Asst. Trainer and Physical Therapist..... Jerry Weber, RPT, Nebraska, '74
Asst. Trainer and Physical Therapist..... Roland E. 'Duke' LaRue, RPT,
Buena Vista, '50

The University of Nebraska—Lincoln does not discriminate in any of its employment practices or programs involving student participation.

NEBRASKA PLAYER INTERVIEWS

All media requests for interviews of Nebraska basketball players should be directed to NU Assistant Sports Information Director Tom Simons. (Office: 402-472-2263; Home: 402-489-8313).



BOB DEVANEY SPORTS CENTER ARENA

The press section is located above the C 12 vomitory, which is on the south side. The television camera hut is located directly above the press section, in the C 12 housing.

MEDIA FOLLOWS HUSKER BASKETBALL AT HOME AND AWAY

Three radio stations, the Omaha World-Herald and the Lincoln Journal and Star will again follow Nebraska basketball at home and away during the 1981-82 campaign.

The radio stations are KFAB in Omaha with Kent Pavelka, KLIN in Lincoln with Don Gill, and KFOR in Lincoln with Larry Moehlenbrink.

Staffing for the Omaha World-Herald will be Don Lee, Dave Sittler and Mike Kelly, while the Lincoln Journal and Star will have Virgil Parker, Randy York and Mike Babcock.

MEDIA INFORMATION

WORKING CREDENTIALS

Direct all requests for media credentials to: Nebraska Sports Information Office, University of Nebraska, Lincoln 68588. Don Bryant, Director, and Tom Simons, Assistant. Office phone: 402-472-2263. Bryant's home phone: 402-423-6563. Simons' home phone: 402-489-8313.

WILL CALL

Due to mail service, media passes will not be mailed out in some instances. They may be picked up at the Will Call Window, located under the South Ramp, in the Sports Center.

RADIO SPACE

Radio requests and information should be made to the attention of the NU Sports Information Office. If spotters are needed please contact the NU Sports Information Office at least three days in advance.

TELEPHONE SERVICE

To order telephone service installed in the Sports Center press box, broadcasters and writers should call Ruth Michalecki, Director of the University of Nebraska Telecommunications Center, at 402-472-2000.

PHOTOGRAPHERS

Photography requests and information should be made to the attention of the NU Sports Information Office. **Photographers working the sidelines of the Bob Devaney Sports Center Arena must have an armband. Armbands can be secured from the NU Sports Information Office. Daylight film is recommended for both still and motion pictures in the Devaney Sports Center.**

COACHES SCOUTING PASSES

Press box requests made by head coaches for scouting purposes should be made to the attention of the NU Sports Information Office and conform to Big Eight Conference regulations.

GAME SERVICES

Pregame notes (including statistics), programs, running scoring summary, complete game statistics (Flash, halftime, shot charts, flash final and final) and quotes are provided. A press room is located in the southeast corridor on the floor level of the basketball arena. Starting one-and-one-half hours before tipoff, refreshments will be served in the press room (refreshments will also be served in the press box at halftime). Telephones and telecopiers are available in the press room. The cost of the telecopier service is \$35 (\$25 to the University, \$10 to the operator).

IBA INTERVIEW TIME

The best time to reach NU acting head basketball coach Moe Iba for an interview is weekdays from 11:30 a.m. to noon CST. The NU basketball office phone number is 402-472-2265.

Also available is the 'Husker Hotline', with comments from Iba and from the Husker players. For the 'Hotline', call 402-472-2262.

**NEBRASKA ATHLETIC DEPARTMENT
STAFF PHONE NUMBERS
AREA CODE 402**

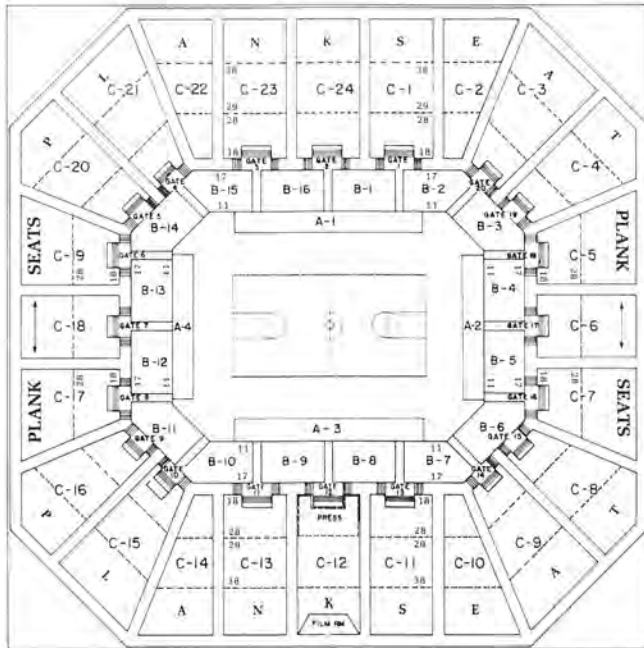
NU Basketball Staff	Office	Home-
Head Coach Moe Iba	472-2265	464-3377
Assistant Coach Tom Baack	472-2265	488-6785
Assistant Coach Charlie Spoonhour	472-2265	423-7360
Part-time Asst. Coach Randy Cipriano	472-2265	475-3727
Equipment Manager Mel Worster	472-1416	432-2352
Basketball Secretary Nancy Williams	472-2265	

Bob Devaney Sports Center Staff

Asst. AD and Bob Devaney Sports Center Manager		
Jim Ross	472-1132	489-5814
Administrative Assistant Paul Schneider	472-1132	489-4308
Administrative Assistant Orval Borgialli	472-1132	489-4459
Building Superintendent Jerry Lott	472-1132	466-9447
Staff Assistant Connie Wesslund	472-1132	

NU Athletic Department Staff

Athletic Director Bob Devaney	472-3011	489-5321
Institutional Representative James O'Hanlon	472-3669	488-7640
Asst. AD and Sports Information Director Don Bryant	472-2263	423-6563
Asst. AD and Head Football Coach Tom Osborne ..	472-3116	
Asst. AD/Women's Director Dr. June Davis	472-2366	
Business Manager Gary Fouraker	472-2273	752-2577
Ticket Manager Helen Ruth Wagner	472-3111	
Asst. Sports Information Director Tom Simons	472-2263	489-8313
Publications Coordinator/SID Asst. Chuck Pool	472-2263	476-8477
Head Trainer/Physical Therapist George Sullivan ..	472-2276	466-3772
Asst. Trainer/Physical Therapist Jerry Weber	472-2276	489-4713
Asst. Trainer/Physical Therapist 'Duke' LaRue	472-2102	466-0153
Ath. Dept. Academics Counselor Ursula Walsh	472-2042	475-2734
Ath. Dept. Strength Coach Boyd Epley	472-3333	488-4892
Asst. Ath. Dept. Strength Coach Mike Arthur	472-3116	466-3180



BOB DEVANEY SPORTS CENTER ARENA LAYOUT (14,438)

Located on the State Fairgrounds, the structure, originally a \$12 million project, but increased to \$13 million by interest on bonds, houses facilities for basketball, indoor track, swimming, wrestling and gymnastics, as well as State Fair functions and a host of other activities.

The basketball arena is above and the athletic offices are located under the south stands along with basketball locker areas. Dressing areas for track, wrestling, swimming and gymnastics as well as a practice area for wrestling are situated under the west stands at the left end of the arena.

Huskers Look for Leadership, Ball-Handler

Going into the 1982-83 season, Nebraska basketball coach Moe Iba knows there are several questions which must be answered if the Huskers are to be contenders in the Big Eight race. That's no change from a year ago, but the difference for Iba and crew is that the questions which must be answered have neatly reversed themselves from 1981-82.

Last season, Nebraska returned three proven seniors whom Iba knew would be excellent leaders on and off the floor. The question was whether enough of the younger players would come on soon enough to man the other positions.

The answer to that question was "yes" as the Huskers came on to finish 16-12 (including six losses by a total 13 points and another in overtime). All those young players (10 lettermen, including three starters) are back, which is reason for encouragement, but, now, Jack Moore, Ray Collins and Jerry Shoecraft are gone—which is reason for concern.

"Everyone knows Jack's loss will be hard to replace, and I think everyone close to the program recognizes the significant part Ray Collins and Jerry Shoecraft played in us having a good basketball team," Iba said. "Their loss is a real problem, not just as players, but also in the leadership they gave us. Most of the time, you don't get that good of senior leadership."

Therefore, Iba must count on one or more of this year's seniors to come through to provide the intangibles which Moore, Collins and Shoecraft represented. But at the same time, he is blessed with numbers as good as he's had in his three years at the Husker helm, although the lack of a proven point guard is worrisome.

Although just three players are listed as returning starters (6-1 guard Handy Johnson, 6-6 center Terry Smith and 6-6 forward Claude Renfro), three others return who started at least one game, and all of whom played extensively—6-2 swingman Greg Downing, 6-6 center Lenard Johnson and 6-5 forward Kenny Walton.

The other returning lettermen include 6-2 junior guard Eric Williams, who redshirted in 1981-82 and is considered a serious challenger for a starting job this season, and three who lettered as freshmen last year and could come through as sophomores—6-1

guard Brett Hughes, 6-6 swingman John Matzke and 6-6 forward Trent Scarlett.

On paper, Iba also had probably his best recruiting year as he brought in five new players, at least three of whom figure to have a chance to play a lot—if not start—right away. Two junior college transfers, 6-4 first-team All-American forward Stan Cloudy (Henderson County, Texas) and 5-10 guard David Ponce (North Idaho) were recruited in large part because of their resemblance in size and ability to Collins and Moore, respectively, while 6-11 freshman Dave Hoppen (Omaha, Neb., Benson) was regarded by many observers as the “sleeper” in last year’s high school senior class. He has the promise of giving the Huskers the size in the middle which they’ve lacked for several years. Two other freshmen, 6-6 forward Mike Martz (Beatrice, Neb.) and 6-7 swingman James Moore (Omaha, Neb., Burke), are both good athletes and could make large contributions in the long run.

That adds up to a lot of people with which to build a team. It’s now just a question of getting the right players in the right roles. Iba said no one will start out at No. 1 at any position, but some educated guesses can be made about the early form chart.

In the backcourt, Moore will be very difficult to replace. The winner of the 1982 Naismith Award as the nation’s best player under 6-feet tall, he was a three-year starter who led the 1981-82 Huskers in scoring (12.7 ppg), assists (109) and free-throw percentage (.939) while averaging just 1.6 turnovers per game as the point guard. Ponce was recruited as a possible candidate. Johnson (9.3 ppg) and Downing (6.7) are the top returning scorers from 1981-82. Those four also figure to be the top candidates at the second guard, but Hughes and Matzke could also make a move at either position as sophomores.

The Huskers probably have more depth and talent at forward than anywhere else. Renfro (5.3 ppg, 3.8 rebounds) came on strong in the latter half of last season to earn a starting job at the big forward and figures to have an excellent chance to keep it, but will face a big challenge from either Smith (6.0 ppg, 2.5 rpg), or Lenard Johnson (4.6 ppg, 2.8 rpg), one of whom will almost certainly move from center to forward with the arrival of Hoppen. As noted earlier, Cloudy was recruited as a possible replacement for Collins at the small forward, but he’ll start out in the pack with the versatile Downing (who could actually play any of the five positions), Renfro, Lenard Johnson and Smith—and Walton, if he bounces back from a disappointing junior year. Scarlett and Matzke must

Continued Next Page

PROSPECTUS, CONT.

also be kept in mind as potential breakthroughs at either forward, with Martz and Moore in the wings.

Personnel-wise, the biggest difference between this year and last is at center. Last season, Iba's biggest task was replacing 1981 Big Eight player-of-the-year Andre Smith. As it turned out, Lenard Johnson and Terry Smith became a solid one-two punch and, with Hoppen (24.3 ppg, 12.5 rpg at Benson last year) joining that duo, the Huskers have enough talent and depth that Iba can move one of the veterans to forward.

"One thing that's a definite plus for us is that we have a lot of competition for positions," Iba said. "Overall, we have good athletes. How they fit together will be the secret of whether we have a good year or not. In terms of numbers, we're in good shape, we're just concerned with how smart our team is and if we play with the same intensity as our team a year ago."

1982-83 AT A GLANCE

COACHING STAFF

Head Coach Moe Iba (Oklahoma State, '62)—Iba will be starting his 13th year at Nebraska and his third season as head coach. The son of famed former Oklahoma State basketball coach Henry P. Iba, Moe was the head coach at Memphis State from 1966-70.

Assistant Coach Tom Baack (Nebraska, '68)—In his sixth year on the NU coaching staff, his fifth as assistant coach. Baack was a standout 6-5 forward for the Huskers in 1965-68. A three-year starter, Baack is Nebraska's fourth-leading all time scorer, with 1,293 points.

Assistant Coach Charlie Spoonhour (College of the Ozarks, '61)—Begins his second year at Nebraska after six seasons at Southeastern, Iowa, Community College, where three of his teams went to the NJCAA tournament. Spoonhour had previously been an assistant coach at SW Missouri State (1968-72), head coach at Moberly, Mo., JC (1972-74), and assistant coach at Oklahoma (1974-75).

Part-time Assistant Coach Randy Cipriano (Kearney State, '80)—Begins his second year at Nebraska after one season as head coach at Ogallala, Neb., High School. Son of the late Husker head coach, Joe Cipriano, Randy was a standout guard at Kearney State College, where he led the Antelopes to the NAIA finals in 1978 and earned All-NAIA Tournament honors.

1982-83 NEBRASKA BASKETBALL TEAM—15

RETURNING LETTERMEN—10

Player	Letters	Pos.	Ht.	Wt.	Class	Hometown	Scoring Avg.	Reb. Avg.
Greg Downing	3	G-F	6-2	175	Sr.	Duluth, Minn.	6.7	3.0
Brett Hughes	1	G	6-1	170	So.	Waterloo, Ind.	0.8	0.3
Handy Johnson	1	G	6-1	175	Jr.	Chicago, Ill.	9.3	1.0
Lenard Johnson	1	C-F	6-6	205	Sr.	Kirkwood, Mo.	4.6	2.8
John Matzke	1	G-F	6-6	187	So.	Lincoln, Neb.	1.7	1.9
Claude Renfro	2	F	6-6	185	Sr.	Winslow, Ariz.	5.3	3.6
Trent Scarlett	1	F	6-6	205	So.	Las Vegas, Nev.	2.2	1.9
Terry Smith	1	C-F	6-6	215	Sr.	Moberly, Mo.	6.0	2.5
Kenny Walton	2	F	6-5	200	Sr.	Indianapolis, Ind.	3.5	2.2
Eric Williams*	2	G	6-2	170	Jr.	South Bend, Ind.	2.3	0.9

*1981-82 redshirt. Scoring, rebounding averages are for 1980-81.

LETTERMEN LOST—4

Ray Collins	4	F	6-3	185	Chicago, Ill.	9.6	2.1
Jack Moore	4	G	5-9	165	Muncie, Ind.	12.7	2.1
Jerry Shoecraft	4	F	6-5	190	Muncie, Ind.	5.2	4.4
Drew Stange	2	G	6-2	170	Lincoln, Neb.	0.0	0.6

1982-83 RECRUITS—5

Stan Cloudy	F	6-4	185	Jr.	Center, Texas	
(Transferred from Henderson County, Texas, Junior College)						
Dave Hoppen	C	6-10	220	Fr.	Omaha, Neb.	
Mike Martz	F	6-6	200	Fr.	Beatrice, Neb.	
James Moore	G-F	6-7	195	Fr.	Omaha, Neb.	
David Ponce	G	5-10	165	Jr.	San Jose, Calif.	
(Transferred from North Idaho College)						

UNIVERSITY OF NEBRASKA GENERAL INFORMATION

Location: Lincoln, Neb. 68588
Population: 180,000
Founded: 1869
Enrollment: 25,102
Home court: Bob Devaney Sports Center (1976)
Capacity: 14,438
Press box telephone: 402-472-2279
Playing surface: Wood
Nickname: Cornhuskers
Colors: Scarlet & Cream
Conference: Big Eight
Chancellor: Dr. M. A. Massengale
President: Dr. Ronald W. Roskens

Institutional Representative: Dr. James O'Hanlon
Athletic Director: Bob Devaney
Head Coach: Moe Iba
Assistant Coaches: Tom Baack, Charlie Spoonhour, Randy Cipriano
Basketball telephone: 402-472-2265
Sports Information Director: Don Bryant
Office phone: 402-472-2263
Home phone: 402-423-6563
Assistant SID: Tom Simons
Home phone: 402-489-8313
Publications Coordinator: Chuck Pool
Home phone: 402-476-8477

1982-83 UNIVERSITY OF NEBRASKA ALPHABETICAL ROSTER

No.	Name	Pos.	Ht.	Wt.	Birthdate	Class	Hometown/High School
45	Cloudy, Stan (1)	F	6-4	185	8/17/61	Jr.	Center, Texas/CHS
22	**Downing, Greg	G-F	6-2	175	9/27/60	Sr.	Duluth, Minn./Central
42	Hoppen, Dave	C	6-11	220	3/13/64	Fr.	Omaha, Neb./Benson
10	*Hughes, Brett	G	6-1	170	12/24/62	Soph.	Waterloo, Ind./DeKalb
13	*Johnson, Handy	G	6-1	175	6/9/62	Jr.	Chicago, Ill./Orr
34	*Johnson, Lenard	F-C	6-6	205	2/5/61	Sr.	Kirkwood, Mo./KHS
54	Martz, Mike	F	6-6	200	9/3/61	Fr.	Beatrice, Neb./BHS
50	*Matzke, John	F-G	6-6	187	2/16/63	Soph.	Lincoln, Neb./LHS
35	Moore, James	F-G	6-7	195	11/25/63	Fr.	Omaha, Neb./Burke
12	Ponce, David (2)	G	5-10	165	9/16/61	Jr.	San Jose, Calif./Mount Pleasant
32	**Renfro, Claude	F	6-6	185	12/22/60	Sr.	Winslow, Ariz./WHS
44	*Scarlett, Trent	F	6-6	205	8/1/63	Soph.	Las Vegas, Nev./Bonanza
40	*Smith, Terry	C-F	6-6	215	6/22/61	Sr.	Moberly, Mo./MHS
30	**Walton, Kenny	F	6-5	200	9/12/60	Sr.	Indianapolis, Ind./Cathedral
24	**Williams, Eric	G	6-2	170	7/5/60	Jr.	South Bend, Ind./Washington

*—Denotes letters earned.

Head Coach: Moe Iba

Assistant Coach: Tom Baack

Assistant Coach: Charlie Spoonhour

Part-time Assistant Coach: Randy Cipriano

(1)—Transfer from Henderson County, Texas, Junior College.

(2)—Transfer from North Idaho College.

1982-83 UNIVERSITY OF NEBRASKA NUMERICAL ROSTER

No.	Name	Pos.	Ht.	Wt.	Birthdate	Class	Hometown/High School
10	*Brett Hughes	G	6-1	170	12/24/62	Soph.	Waterloo, Ind./DeKalb
12	David Ponce (1)	G	5-10	165	9/16/61	Jr.	San Jose, Calif./Mount Pleasant
13	*Handy Johnson	G	6-1	175	6/9/62	Jr.	Chicago, Ill./Orr
22	**Greg Downing	G-F	6-2	175	9/27/60	Sr.	Duluth, Minn./Central
24	**Eric Williams	G	6-2	170	7/5/60	Jr.	South Bend, Ind./Washington
30	**Kenny Walton	F	6-5	200	9/12/60	Sr.	Indianapolis, Ind./Cathedral
32	**Claude Renfro	F	6-6	185	12/22/60	Sr.	Winslow, Ariz./WHS
34	*Lenard Johnson	F-C	6-6	205	2/5/61	Sr.	Kirkwood, Mo./KHS
35	James Moore	F-G	6-7	195	11/25/63	Fr.	Omaha, Neb./Burke
40	*Terry Smith	C-F	6-6	215	6/22/61	Sr.	Moberly, Mo./MHS
42	Dave Hoppen	C	6-11	220	3/13/64	Fr.	Omaha, Neb./Benson
44	*Trent Scarlett	F	6-6	205	8/1/63	Soph.	Las Vegas, Nev./Bonanza
45	Stan Cloudy (2)	F	6-4	185	8/17/61	Jr.	Center, Texas/CHS
50	*John Matzke	F-G	6-6	187	2/16/63	Soph.	Lincoln, Neb./LHS
54	Mike Martz	F	6-6	200	9/3/63	Fr.	Beatrice, Neb./BHS

*—Denotes letters earned.

Head Coach: Moe Iba

Assistant Coach: Tom Baack

Assistant Coach: Charlie Spoonhour

Part-time Assistant Coach: Randy Cipriano

(1)—Transfer from North Idaho College.

(2)—Transfer from Henderson County, Texas, Junior College.



CORNHUSKER BASKETBALL SCHOOL

More than 10,000 grade school, junior high, and high school athletes have attended the Cornhusker basketball school since it was started in June of 1964 by the late Nebraska basketball coach Joe Cipriano.

Except for the elementary and junior high boys' day camp, all participants are housed on the Nebraska campus. The five one-week sessions in the 1983 school begin with a boys camp, May 29-June 2, followed by the boys' Classes C and D team camp, June 5-9, the boys' A and B team camp, June 12-16, the elementary and junior high boys' day camp, June 19-23, and a second boys' camp, June 26-30.

Each day of camp consists of three two-hour sessions, designed to give each camper instructions in basic fundamentals, conditioning, and actual playing experience.

During each week of camp there will be one on one and three on three tournaments, along with free throw and shooting contests.

Nebraska was the first school in the Big Eight to begin a clinic of this type and former Husker standouts Sam Martin, Bob Gratopp, Chuck Jura, Jerry Fort and Bob Siegel were all part of the Cornhusker basketball school serving as instructors or participants.

The school is under the supervision of the Nebraska coaching staff, various high school coaches from around the state and senior graduates from the previous year Nebraska team.



MEET THE HUSKERS



22

GREG DOWNING

Guard-Forward



Senior . . . 9/27/60 . . . 6-2 . . . 175 . . . Duluth, Minn. . . . 3L

At Nebraska


1982-83—The Huskers' only three-year letterman, Downing is also NU's most versatile player. He's capable of playing any of the five positions, but will probably concentrate on the two guard spots and the small forward—either as a starter, or in the invaluable "sixth man" role he filled as a junior.

1981-82—Started the opener at Wyoming, but after a scoreless performance in the Huskers' 62-48 loss, he came off the bench the rest of the way and developed into a "Super Sub." Downing was one of the highest-scoring reserves in the Big Eight with his 6.7 average, and was Nebraska's fourth-leading scorer. Scored in double figures 11 times, including career highs of 14 vs. Air Force and Missouri—the latter performance led all scorers in the Huskers' 67-51 win at Columbia when the Tigers were 19-0 and ranked No. 1 in both the Associated Press and United Press International polls. Downing's 14 points vs. Air Force helped propel Nebraska to a 63-47 win over the Falcons in the first round of the Northern Iowa Holiday Classic, and helped him to all-tourney honors. Huskers' player-of-the-week nominee, Jan. 24, after scoring 18 points, grabbing 10 rebound, blocking four shots vs. Oklahoma State and Iowa State. An excellent leaper at 6-2, he was Nebraska's No. 3 rebounder last year with 84 for a 3.0 average, and tied his career best of eight vs. South Dakota State. He's played in 86-straight games since setting foot on the NU campus.

1980-81—Played in all 27 Husker games, starting two in the non-conference season, then starting the final six when Ray Collins broke his foot at Colorado. Averaged 4.7 points and 3.5 rebounds for the season while hitting .870 from the free throw line (20 of 23), but was just .397 from the field (54 of 136). Equalled his then-career best of 10 points in NU's 79-59 win over Northwest Missouri State, Dec. 20.

1979-80—Greg averaged 3.1 points and 2.3 rebounds in an alternate role. He did start two of 31 games and played 471 minutes. His bests were 10 points against

Continued Page 44



34

LENARD JOHNSON

Forward-Center



Senior . . . 2/5/61 . . . 6-6 . . . 205 . . . Kirkwood, Mo. . . 1L

At Nebraska

1982-83—A key figure in the Huskers' 16-12 season in 1981-82, Johnson enters his senior year with an excellent chance to start at either center or strong forward. Shared center with Terry Smith last year, but either he or Smith will switch to the big forward with the arrival of 6-11 freshman Dave Hoppen.

1981-82—Started at center in the Huskers' first 17 games, then lost that role to Terry Smith when he had to return to his St. Louis-area home because of a death in his family. Although Smith came on to play too well to be dislodged from the starting lineup, Johnson continued to contribute from the bench. He led the Huskers in field-goal percentage at .635 (on 47-of-74), and would have led the Big Eight, but he didn't have the required five attempts per game. Shot .688 as a starter, including a Bob Devaney Sports Center-record 7-of-7 performance vs. Sacramento State—which was part of a seven-game stretch that saw him connect on 18 of 22 for 81.8 percent. Recorded his career scoring high of 19 vs. Sacramento, and had a rebounding high of seven vs. Penn State. A good leaper, he led Nebraska and ranked seventh in the Big Eight in blocked shots with 23 (19 as a starter) and was 14-4 in center jumps (including one overtime).

At Hillsboro College

A two-year starter under Coach Mark Bernsen, Johnson led the Vikings to 23-8 and 25-7 marks in 1979-80 and 1980-81—the best seasons in the school's history. Jefferson made the NJCAA regional playoffs each year. In 1980-81, Johnson averaged 16.1 points and 10.1 rebounds per game, was credited with 66 assists and 84 blocked shots, and set a school record for field goal percentage by canning 67 percent of his attempts. That performance earned him All-Midwest Junior College Athletic Conference and All-NJCAA Region 16 honors, plus a spot in the conference all-star game and his team's MVP award—both offensively and defensively.

Continued Page 45



32

CLAUDE RENFRO

Forward



Senior. . . 12/22/60 . . . 6-6 . . . 185 . . . Winslow, Ariz. . . 2L

At Nebraska

1982-83—One of three returning starters, Renfro figures to have an excellent chance to retain a No. 1 assignment at either forward.

1981-82—Renfro moved into the starting lineup for the Huskers' last eight games after several solid mid-season performances as a reserve. Huskers' No. 6 scorer with a 5.3 average, and No. 2 rebounder (behind graduated forward Jerry Shoecraft) with a 3.8 mark. Improved defensively, he was fourth on the team in steals with 22, and third in blocked shots with nine. Possibly his best performance came in an eight-point and career-high 10-rebound performance in NU's 79-57 win over Colorado, Feb. 24. Came back the following week with a nine-point night (his best as a starter) in the Huskers' 60-49 win over Oklahoma State in the first round of the Big Eight Tournament. Came off the bench to score a career-high 13 points in NU's 75-55 win over Kansas in the conference opener. Scored in double figures five times. Led Husker rebounders in six games. Started mid-season games vs. Sacramento State and Oklahoma State.

1980-81—Played in 21 of Nebraska's 27 games, and started in the Huskers' 84-49 win over Sonoma State. Transfer from Pima Junior College averaged 3.0 points and 1.9 rebounds while hitting .463 from the field and .609 from the free throw line. He had season highs of 11 points in the Huskers' 81-70 loss at Oklahoma State, and seven rebounds in NU's 90-63 homecourt win over Oklahoma in the regular-season finale. In that start vs. Somona State, he had four points and four rebounds.

At Pima Community College

1979-80—Under Coach Norm Patton, as a freshman starter, Claude averaged 15.0 points and 8.0 rebounds, while leading Pima to the Arizona Community College Athletic Association crown with a 21-8 record. He was Pima's freshman-of-the-year.


Continued Page 45



40

TERRY SMITH

Center-Forward



Senior . . . 6/22/61 . . . 6-6 . . . 215 . . . Moberly, Mo. . . . 1L

At Nebraska

1982-83—One of three starters returning off last year's 16-12 squad, Smith figures to have an excellent shot at the first five again at either center or the big forward—with the arrival of 6-11 freshman Dave Hoppen, Coach Moe Iba has indicated that either he or Lenard Johnson will move to forward.

1981-82—Smith made the most of his chance to start when it came early in the Big Eight season, and became one of the dominant centers in the conference. His first start came at Colorado, Jan. 30, when Johnson (who had started the first 17 games) missed the game because of a death in his family. Smith had just four points and two rebounds, but started again against Kansas State in the next game and responded with a then-career-high 14 points and a defensive effort that held K-State center Les Kraft to two points. Strong, quick, and very effective inside, Smith missed the Big Eight field-goal percentage title by just one percentage point to Missouri's Marvin McCrary (.634-.633 in league games), and shot 61.0 percent from the field for the season. He set the tone for Nebraska's stunning, 67-51, win at 19-0, No. 1-ranked Missouri, Feb. 6, when he blocked 6-11 Tiger center Steve Stipanovich's first two shots. NU's player-of-the-week after that game (he finished with nine points and a game- and career-high nine rebounds), he was named again after scoring a career-high 21 points in a 63-61 loss at Iowa State, Feb. 20. His 10 field goals vs. the Cyclones were a Husker season high. Smith scored in double figures five times after becoming a starter and averaged 9.8 points in 11 starts. His best game may have been in the Huskers' 75-63 win over Oklahoma State, Feb. 10, when he was 6-of-8 from the field and 3-of-3 from the line for 15 points, to go with seven rebounds and three steals.

At Moberly Junior College

Smith led the Lee Kairker-coached Greyhounds to a 23-8 record and the Mid-


Continued Page 46



30

KENNY WALTON

Forward



Senior . . . 9/12/60 . . . 6-5 . . . 200 . . . Indianapolis, Ind. . . 2L

At Nebraska

1982-83—Coming off a disappointing junior year, Walton could be a big help to the Huskers if he can return to the form he showed as a sophomore in 1980-81.

1981-82—Walton came off the bench in the opener at Wyoming to lead the Huskers in scoring with 10 points, then started at the big forward for 17 of the next 18 games until a prolonged shooting slump sent him to the bench. He was 1-of-9 from the field in his last four starts, then played only sparingly after losing the starting job to Claude Renfro.

1980-81—Kenny became eligible after transferring from Bellarmine College in Louisville, Ky., moved into the starting lineup during the nonconference season and became the Huskers' No. 3 scorer with an 8.3 average. He started 22 of Nebraska's 27 contests, hit .511 from the field and .746 from the free throw line, while emerging as the Huskers' second-leading rebounder (4.8 per game) behind Big Eight MVP Andre Smith (6.6). His top scoring and rebounding game was a 20-point, 12-rebound (both career highs) effort in his first start as a Husker, a 75-50 romp over Penn State—a game that gave the Nittany Lions their first loss in four contests, and the Huskers their first win in four games. Scored in double figures four times, sharing the team high with Mike Naderer vs. Sonoma State (12) and leading the team vs. Colorado (16). Led or shared the Husker rebounding lead in seven games.

1979-80—Sat out the season while gaining eligibility.

At Bellarmine College

1978-79—As a freshman starter, Kenny averaged 12.0 points and 9.0 rebounds.

At Cathedral High School

1975-78—Walton was a three-year starter for Ron Stewart, former NU part-time

Continued Page 46



45

STAN CLOUDY

Forward



Junior . . . 8/17/61 . . . 6-4 . . . 185 . . . Center, Texas

At Nebraska

1982-83—A transfer from Henderson County, Texas, Junior College, Cloudy is being counted on to be a major contributor, if not a starter, at the small forward.

At Henderson County Junior College

Cloudy earned first-team National Junior College Athletic Association All-American honors when he led Coach Leon Spencer's Henderson County team to a 33-3 record and third place in the NJCAA Tournament in 1981-82. He averaged 17.5 points and 8.6 rebounds per game, while shooting 64.7 percent from the field. He was twice named the school's outstanding defensive player, as well as overall MVP. A two-time All-Texas Eastern Eastern Conference selection, Cloudy was named the outstanding player in the NJCAA zone tournament in 1981 when Henderson finished 21-12.

At Center High School

Playing guard for Coach Terry Cully, Cloudy was a Texas all-state selection and was named the most valuable player in his conference.

Personal

Son of Lucille Cloudy. Physical education major. He was born at Center, Texas.



13

HANDY JOHNSON

Guard



Junior . . . 6/9/62 . . . 6-1 . . . 175 . . . Chicago, Ill. . . . 1L

At Nebraska

1982-83—As one of three returning starters, and the Huskers' top returning scorer (9.3 ppg), Johnson again figures highly in Nebraska's plans. Played the second guard as a sophomore, but could also figure at point guard.

1981-82—Huskers' long-range threat, he was NU's No. 3 scorer behind Jack Moore and Ray Collins. Transfer from Southeastern, Iowa, Community College started every game except the opener at Colorado. Nebraska's leading scorer in four games, he scored in double figures 11 times, including a string of four-straight games—vs. Baylor (12), Ball State (14), Penn State (10) and Colorado State (13) in December. He scored his career-high of 18 in the Huskers' 66-63 loss at Kansas, Feb. 13. Suffered inconsistency problems, though, and wound up with a .413 field-goal percentage, but shot .727 from the free-throw line for the season. (.833 in conference games).

At Southeastern Community College

Led Coach Charlie Spoonhour's team to a 26-8 record and a No. 12 national ranking in 1980-81. Averaged 19.0 points and 6.0 assists per game while shooting over 80 percent from the free throw line. An excellent outside shooter, he earned NJCAA first-team All-America honors, as well as All-Eastern Iowa JC honors, and was named the top player in the NJCAA's Region 9.

At Chicago Orr High School

Under Coach Frank Haggerty, Johnson led all Chicago-area scorers as a senior in 1979-80 with a 27.6 mark, and earned first-team prep All-America and all-city honors. He played in two prep all-star games, the Boston Shootout and the Illinois-Indiana High School Classic.

Continued Page 44



12

DAVID PONCE

Guard



Junior . . . 9/16/61 . . . 5-10 . . . 165 . . . San Jose, Calif.

At Nebraska

1982-83—Although he's the smallest player on the Husker roster, Ponce may end up with the biggest pair of shoes to fill. Although every starting spot is wide open, he figures to have an excellent chance to replace 1982 Naismith Award-winner Jack Moore at the point guard.

At North Idaho College

1981-82—After transferring from the University of Portland, Ponce was the spark plug for Coach Rolly Williams' 26-7 team that finished with the No. 14 ranking among the nation's junior colleges. An All-Region 8 NJCAA selection, Ponce averaged 12.9 points, 7.4 assists and 4.2 steals per game while shooting 53 percent from the field and 70 percent from the free-throw line.

At University of Portland

1980-81—As a freshman reserve, he played in 18 games, scoring 25 points on 11-of-27 field-goal shooting and 3-of-7 free-throw shooting.

At San Jose Mount Pleasant High School

Ponce was a first-team all-league and All-Northern California selection as a senior for Coach John Jamison, and was named by one newspaper as the most-valuable-player in the San Jose area. He also lettered in football and baseball. Played for Cupertino High School as a freshman, sophomore and junior.

Personal

The son of Richard and Sandra Ponce, he has one sister, Kimm. He plans to major in business administration. Native of Washington, D.C.



24

ERIC WILLIAMS

Guard



Junior . . . 7/5/60 . . . 6-2 . . . 170 . . . South Bend, Ind. . . . 2L

At Nebraska

1982-83—Williams figures to be a strong candidate for a starting job at either of the two guard spots despite having arthroscopic knee surgery in September.

1981-82—Redshirted after breaking his cheekbone in early drills.

1980-81—Played in 20 games, averaging 2.3 points and 0.9 rebounds per appearance, while shooting .377 from the field and .625 from the line. Eric recorded career highs of 13 points and four rebounds in the Huskers' 81-61 win over Iowa State, Feb. 18.

1979-80—Eric averaged 2.0 points in 16 games and 155 minutes played. His bests were six points against Cal. St.-Bakersfield on Dec. 13 in Lincoln and three rebounds against Hawaii on Dec. 29 in Honolulu. Williams appeared in six Big Eight games for 29 minutes and averaged 1.0 points.


At Washington High School

1975-79—Under Coach John Solmes, Williams started 87 straight games at both forward and guard, and scored 1,431 points in his four-year career. As a senior, he averaged 16 points, eight rebounds, five assists and five steals a game, while earning first team all-state and all-conference honors. Following his senior season, Williams played in seven prep all-star games across the country and was named the most valuable player in the Indiana-Illinois prep all-star games, held April 20-21 in Gary, Ind. and Chicago.

Personal

Parents: John and Geneva Williams. Four brothers and one sister. Born in South Bend. Recreation major.

Continued Page 47



10

BRETT HUGHES

Guard



Sophomore . . . 12/24/62 . . . 6-1 . . . 170 . . . Waterloo, Ind. . . 1L

At Nebraska

1982-83—After being broken in slowly as a freshman, Hughes figures to play a more prominent role in the Huskers' backcourt.

1981-82—Hughes showed ability to pick up the difficult Husker system quickly while playing in 12 games, the most for any of the three freshman recruits. Lack of playing time showed in his shooting stats, as he hit just 4-of-18 from the field and 2-of-6 from the line, but as he gets more playing time, those figures should improve.

At Waterloo De Kalb High School

Brett averaged 21 points, seven rebounds, three steals and five assists per game in leading De Kalb (coached by his father, Roger Hughes) to a 19-6 record and a sectional championship. As a junior, he had 18 points and four rebounds per contest, and as a sophomore, 16 points and five rebounds. In his senior year, he was regional player-of-the-year and was selected to the Fort Wayne Journal-Gazette's all-area team. He earned first-team all-sectional and all-conference honors three-straight years and was an all-regional choice twice.

Personal

Parents: Mr. and Mrs. Roger Hughes. Father was his high school coach. Business major.

CAREER TOTALS

	G-GS	FG-FGA	Pct.	FT-FTA	Pct.	Reb.	Avg.	A	PF-D	TP	Avg.	High Game
1981-82	12-0	4-18	.222	2-6	.333	4	0.3	5	3-0	10	0.8	4, Wyoming

OTHER STATS

	TO	BS	S	MN
1981-82	4	0	3	55



50

JOHN MATZKE

Guard-Forward



Sophomore . . . 2/16/63 . . . 6-6 . . . 185 . . . Lincoln, Neb. . . 1L

At Nebraska

1982-83—Like last year's other two freshman recruits, guard Brett Hughes and forward Trent Scarlett, Matzke figures to begin to play a more prominent role for the Huskers this season. He's shown skill at ball-handling and will probably be tried at both guard and forward this fall.

1981-82—Played in nine games (four in the Big Eight), averaging 1.7 points and 1.9 rebounds per appearance while shooting 31.6 percent from the field (6-of-19) and 50 percent from the free-throw line (3-of-6). Had season highs of five points vs. Creighton and seven rebounds (sharing the team lead) vs. Sacramento State.

At Lincoln High School

Playing for Coach Alden Johnson, Matzke averaged 21.4 points and 9.9 rebounds per game in 1980-81 and was named to the all-state, all-class teams of both the Lincoln Journal and Star and the Omaha World-Herald. He also earned all-city honors. As a junior, he scored 14.0 points per game and grabbed 4.0 per contest. Also lettered twice in baseball, once in cross country.

Personal

Parents: Stan and Dorothy Matzke. Full name is John Hartwig Matzke. Last name is pronounced: MAT-ski. One brother, one sister. His father was a star guard for the Huskers from 1951-55.

CAREER TOTALS

	G-GS	FG-FGA	Pct.	FT-FTA	Pct.	Reb.	Avg.	A	PF-D	TP	Avg.	High Game
1981-82	9-0	6-19	.316	3-6	.500	17	1.9	1	8-0	15	1.7	5, Creighton

Continued Page 45



44

TRENT SCARLETT

Forward



Sophomore . . . 8/1/63 . . . 6-6 . . . 205 . . . Las Vegas, Nev. . . . 1L

At Nebraska

1982-83—Another sophomore who figures to be a bigger contributor after going through a transition period as a freshman.

1981-82—Scarlett played in nine games and was the highest scorer among the Huskers' three freshman recruits, scoring 20 points for a 2.2 average. He also shared freshman rebounding honors with John Matzke with 17 for a 1.9 average. Scarlett shot 38.1 percent from the field (8-of-21) and 66.7 percent from the foul line (4-of-6), and had season highs of nine points and five rebounds vs. Sacramento State.

At Las Vegas Bonanza High School

A four-year starter, Trent averaged 22 points and 10 rebounds per game for Coach Mike Reese's team in 1980-81 after scoring 18 points and 10 rebounds per game as a junior in 1979-80. All-state last year, he was also a two-time all-city selection. He also lettered twice in baseball, where he earned all-state honors as a senior.

Personal

Parents: Ron and Billie Scarlett. Full name is William Trent Scarlett. One brother, seven sisters. Business major.

CAREER TOTALS

	G-GS	FG-FGA	Pct.	FT-FTA	Pct.	Reb.	Avg.	A	PF-D	TP	Avg.	High Game
1981-82	9-0	8-21	.381	4-6	.667	17	1.9	1	4-0	20	2.2	9, Sac. St.

OTHER STATS

	TO	BS	S	MN
1981-82	5	0	0	40



42

DAVE HOPPEN Center



Freshman . . . 3/13/64 . . . 6-11 . . . 220 . . . Omaha, Neb.

At Nebraska

1982-83—Widely-regarded as the best “big man” to come out of Nebraska since Chuck Jura graduated from Schuyler in 1968, Hoppen has the size, strength and ability to make immediate contributions to the Husker program. His presence has given Coach Moe Iba the option of being able to move either Terry Smith or Lenard Johnson (they shared the center position in 1981-82) to forward.

At Benson High School

A consensus all-class, all-state selection as a junior and senior, Hoppen led the Bunnies to the state finals in 1981 and to the semifinals in 1982. Playing for Coach Terry Shelsta as a senior, he earned Converse All-America honors while averaging 24.3 points and 12.5 rebounds in leading Benson to a 20-4 record. Last summer, he dominated the Nebraska all-star game, scoring 27 points (including 13-of-13 free-throw shooting) and grabbing 16 rebounds, each figure one short of the game record. He also lettered twice in football and once in baseball at Benson.

Personal

Son of Margene Hoppen. Has two sisters. Accounting major in Business College. Born at Omaha, Neb.



54

MIKE MARTZ

Forward



Freshman . . . 9/3/63 . . . 6-6 . . . 200 . . . Beatrice, Neb.

At Nebraska

1982-83—The first of the five Husker recruits to announce his decision to attend Nebraska, Martz made a verbal commitment to NU prior to the 1981-82 season. A good shooter with fine size, he could figure in the Huskers' future plans at either forward.

At Beatrice High School

Martz averaged 19 points and 13 rebounds as a senior for Coach Jim Edwards' Orangemen, and earned first-team all-state honors from the Omaha World-Herald, despite his team's 9-8 record and the fact he was a member of the most highly-touted senior class ever among Nebraska preps. A second-team all-state selection by the Lincoln Journal and Star, Martz, usually saved his top performances for the biggest games. As a sophomore, he scored 27 points against No. 1-ranked Lincoln East in the district final, and as a senior, he scored 28 against state champion Lincoln Northeast. Led the South team in scoring in last summer's state high school all-star game with 18 points on 9-of-15 shooting.

Personal

Son of Max and Linda Martz. Father was a three-year football letterman at Nebraska from 1957-59, playing end and halfback. Has one brother and two sisters. Plans to major in business. Native of Charleston, S.C.



35

JAMES MOORE

Guard-Forward



Freshman . . . 11/25/63 . . . 6-7 . . . 195 . . . Omaha, Neb.

At Nebraska

1982-83—A versatile player with a bright future, Moore has the potential to be able to play either forward or guard for the Huskers.

At Burke High School

A rare three-year starter for Coach John Johnette (father of NU assistant baseball coach Ron Johnette), Moore averaged 17.8 points and 9.9 rebounds as a senior to lead the Bulldogs to a 15-8 record and a berth in the state tournament. A second-team all-state selection, he averaged 10 rebounds per game for his career. A three-year letterman in track, he was an outstanding long jumper. In last summer's state high school all-star game, Moore scored seven points and had five rebounds.

Personal

The son of Mary Moore, he has one brother and one sister. Native of Omaha.

1982-83 PLAYER BIOS, CONT.

Greg Downing—From Page 15

California-Bakersfield on Dec. 13 and against Oklahoma on Jan. 30, both in Lincoln. In Big Eight action, Greg averaged 3.5 points and 3.1 rebounds.

At Central High School

1976-79—For his efforts at Central he was named Co-Mr. Basketball for the state of Minnesota following the 1979 season. The Hertz Corporation also named him the No. 1 Athlete in the state of Minnesota. As a senior, he averaged 24 points and 10 rebounds a game, while leading Central to the Minnesota State Class AA large school championship. He scored a school record 1,336 points in a career. During his three years at Central under Coach Jim Hastings the school was 64-6.

Personal

Nicknames: Duke of Dunk, Son of Slam. Parents: Ed and Wynet Downing, who now live in Dayton, Ohio. One brother and four sisters. Born Sept. 27, 1960. Criminal justice major. Related to former Nebraska football I-back I. M. Hipp.

CAREER TOTALS

	G-GS	FG-FGA	Pct.	FT-FTA	Pct.	Reb.	Avg.	A	PF-D	TP	Avg.	High Game
1979-80	31-2	37-83	.450	22-35	.630	70	2.3	39	45-1	96	3.1	10, twice
1980-81	27-8	54-136	.397	20-23	.870	95	3.5	35	66-2	128	4.7	10, NWMO
1981-82	28-1	78-165	.473	32-41	.780	84	3.0	47	56-2	188	6.7	14, twice
Totals	86-11	169-384	.440	74-99	.747	249	2.9	121	167-5	412	4.8	14, twice

OTHER STATS

	TO	BS	S	MN
1979-80	21	15	20	471
1980-81	34	18	26	688
1981-82	36	12	26	633
Totals	91	45	72	1,792

Handy Johnson—From Page 27

Personal

Parents: Mr. and Mrs. (Lillie) Handy Johnson Sr. Native of Greenville, Miss. No brothers or sisters. Business major.

CAREER TOTALS

	G-GS	FG-FGA	Pct.	FT-FTA	Pct.	Reb.	Avg.	A	PF-D	TP	Avg.	High Game
1981-82	28-27	118-286	.413	24-33	.727	28	1.0	45	75-4	260	9.3	18, Kansas

OTHER STATS

	TO	BS	S	MN
1981-82	51	1	17	684

Lenard Johnson—From Page 17

At Kirkwood High School

Under Coach Paul Meyer, he led his team to third-place state finishes in both 1978 and 1979, and had individual game career highs of 40 points and 25 rebounds. He averaged 24 points and 12 rebounds per game as a senior in winning all-state, all-district and all-conference honors.

Personal

Parents: Mr. and Mrs. Lorenzo Johnson. Has two brothers, one sister. Majoring in business.

CAREER TOTALS

	G-GS	FG-FGA	Pct.	FT-FTA	Pct.	Reb.	Avg.	A	PF-D	TP	Avg.	High Game
1981-82	27-17	47-74	.635	31-49	.633	76	2.8	21	77-2	125	4.6	19, Sac. St.

OTHER STATS

	TO	BS	S	MN
1981-82	18	23	7	408

John Matzke—From Page 35

OTHER STATS

	TO	BS	S	MN
1981-82	5	0	1	41

Claude Renfro—From Page 19

At Winslow High School

1976-79—As a senior under Coach Jack Renkens, Renfro averaged 28.0 points and 18.0 rebounds. He led Winslow to the Arizona AA state title and earned Converse and McDonald's honorable-mention All-American. He was also the AA player-of-the-year and a first team all-state and all-conference selection. As a junior, he averaged 18.0 points and 14.0 rebounds, while again earning first team all-state and all-conference honors. As a soph, he got 6.0 points and rebounds a game.

Personal

Parents: Claude and Alberta Renfro. One sister. Born in Winslow. Recreation worker during the summer. Criminal justice major.

CAREER TOTALS

	G-GS	FG-FGA	Pct.	FT-FTA	Pct.	Reb.	Avg.	A	PF-D	TP	Avg.	High Game
1980-81	21-1	25-54	.463	14-23	.609	39	1.9	12	31-0	64	3.0	11, OSU, a
1981-82	28-10	54-108	.500	39-63	.619	105	3.8	33	72-3	147	5.3	13, Kansas
Totals	49-11	79-162	.488	53-86	.616	144	2.9	45	103-3	211	4.3	13, Kansas

OTHER STATS

	TO	BS	S	MN
1980-81	16	2	13	211
1981-82	30	9	22	581
Totals	46	11	35	792

1982-83 PLAYER BIOS, CONT.

Terry Smith—From Page 21

America Community College Conference championship in 1980-81 when he averaged 20.8 points and 11.0 rebounds per game. He also shot 59.7 percent from the field and 71 percent from the line, while winning unanimous first-team all-conference honors, All-NJCAA Region 16, and honorable-mention JC All-America plaudits. He played on a national juco all-star team that played the Texas juco all-stars last spring. As a freshman at Moberly JC, he averaged 13.0 points and 8.0 rebounds on a 24-11 team.

At Moberly High School

An all-state selection under Coach Larry Williams in 1978-79, Terry averaged 25.6 points per game. The burly performer also earned all-district and all-conference honors. A late bloomer, he first played organized basketball as a junior in high school.

Personal

Son of Mrs. Bernice Viley. Two brothers, two sisters. Criminal justice major. A hometowneer all the way, he was born in Moberly.

CAREER TOTALS

	G-GS	FG-FGA	Pct.	FT-FTA	Pct.	Reb.	Avg.	A	PF-D	TP	Avg.	High Game
1981-82	26-11	64-105	.610	28-41	.683	65	2.5	17	45-3	156	6.0	21, Iowa St.

OTHER STATS

	TO	BS	S	MN
1981-82	24	6	14	389

Kenny Walton—From Page 23

assistant now at SMU. As a senior, Walton averaged 24.0 points (No. 2 in the city) and 12.0 rebounds, while earning first team all-state honors and honorable-mention McDonald's All-American. As a junior, he was first team all-city, with 21.0 scoring and 10.0 rebounding marks. As a soph, he averaged 18.0 points and 8.0 rebounds.

Personal

Mother: Myrna Walton. One sister. Born in Indianapolis. Major: criminal justice.

CAREER TOTALS

	G-GS	FG-FGA	Pct.	FT-FTA	Pct.	Reb.	Avg.	A	PF-D	TP	Avg.	High Game
1980-81	27-22	89-174	.511	47-63	.746	130	4.8	26	83-4	225	8.3	20, PSU, h
1981-82	25-18	30-77	.390	27-40	.675	54	2.2	17	37-0	87	3.5	10, Wyoming
Totals	52-40	119-251	.474	74-103	.718	184	3.5	43	120-4	312	6.0	20, Penn St.

OTHER STATS

	TO	BS	S	MN
1980-81	28	7	21	225
1981-82	17	0	2	326
Totals	45	7	23	551

Eric Williams—From Page 31

CAREER TOTALS

	G-GS	FG-FGA	Pct.	FT-FTA	Pct.	Reb.	Avg.	A	PF-D	TP	Avg.	High Game
1979-80	16-0	13-42	.310	6-7	.860	15	0.9	21	23-0	32	2.0	6, C-B, h
1980-81	20-0	20-53	.377	5-8	.625	17	0.9	14	29-1	45	2.3	13, ISU, h
Totals	36-0	33-95	.347	11-15	.733	32	0.9	35	52-1	77	2.1	13, ISU, h

OTHER STATS

	TO	BS	S	MN
1979-80	19	0	8	155
1980-81	21	3	11	216
Totals	40	3	19	371



BIG EIGHT CONFERENCE: NO. 1 IN COLLEGE BASKETBALL, FULL INTERCOLLEGIATE EXCELLENCE



CARL JAMES
Commissioner



DR. PRENTICE GAUTT
Assistant Commissioner



STEVE HATCHELL
Assistant Commissioner

The Big Eight Conference, under the direction of Commissioner Carl James and Faculty Representatives of each school, is one of the outstanding intercollegiate organizations in the nation.

Administrative offices are located at the River Hills/Mark I Building in Kansas City, Mo.

Commissioner James, former Maryland Athletic Director, heads a staff of outstanding people who give leadership and direction to a full, well-rounded and respected intercollegiate program.

Steve Hatchell, former director of the Service Bureau, is in his fifth year as Assistant Commissioner, Prentice Gautt is in his fourth year as Assistant Commissioner, John Overby (who handles the same chores for the Missouri Valley Conference) takes over this year as director of basketball officials, and Bruce Finlayson is serving his eighth year as director of football officials. In his fifth year as Director of the Service Bureau is former Oklahoma Assistant Sports Information Director Bill Hancock. Tracie Dittmore is in her third year as Hancock's assistant and Tami Gannon is Hatchell's assistant in charge of Big Eight women's athletics. The Big Eight secretaries are Mrs. D'Anne Stein Carnahan, Miss Carrollyn Miller and Betty Ackerley.

BIG EIGHT PHONE: AC 816, 471-5088.



BRUCE FINLAYSON
Director of Football
Officials



JOHN OVERBY
Director of Basketball
Officials



BILL HANCOCK
Service Bureau
Director

Husker Basketball

1982-83



A Coaching



Portrait






**Downing
Dunks
It**



Sideline Support

Smith
Scores



Pyramid



Handy's Looking




Two for Walton

Lenard's
Left
Hook



Intermission

Jack Moore



1982 Naismith Award



**NEBRASKA
BASKETBALL STAFF**



MOE IBA
Big Eight Coach-of-the-Year
1980 & 1981

MOE IBA Head Coach

One of the most intense competitors and most highly-regarded floor coaches in college basketball, Moe Iba enters his third season as Nebraska's head basketball coach, and fourth in day-to-day charge of the program, hoping to continue to build on the success the Huskers have enjoyed under his guidance.

Despite the fact he's operated under three different labels in three years (assistant head coach, acting head coach, and head coach), his teams have won consistently. While his late predecessor, Joe Cipriano, was battling cancer in 1979-80, Iba steered the Huskers to an 18-13 mark, a second-place tie in the Big Eight and an NIT berth. He shared Big Eight coach-of-the-year honors with Cipriano that season, then won the UPI award outright the following year when the Huskers were 15-12 and again tied for second in the Big Eight.

He was officially named head coach in February 1981, and in his first full season last year, Nebraska was 16-12, tied for fourth in the Big Eight, and pulled off one of the biggest upsets of the college basketball season in a 67-51 win at Missouri when the Tigers were 19-0 and ranked No. 1.

Before becoming acting head coach last fall, Iba spent 10 years as a Cipriano assistant. Prior to joining the Huskers in 1971-72, he was the head coach at Memphis State for four years, where he compiled a 37-65 record, and took the 1966-67 Tigers to the NIT.

The son of famed former Oklahoma State and U.S. Olympic Team Coach Henry P. Iba, Moe started at guard for his father at OSU for three years and developed a reputation as the best long-range shooter in the Big Eight. After his graduation in 1962, he spent four years as an assistant to Don Haskins at Texas Western (now Texas-El Paso) where his freshman teams went 64-9, and the players he helped develop won the NCAA title in 1966.

Moe is married to the former Cindy Jones and they have three sons, Brett, Greg and Blake.

MOE IBA'S MAJOR COLLEGE RECORD

Year	School	Won	Lost
1966-67	Memphis State	17	9*
1967-68	Memphis State	8	17
1968-69	Memphis State	6	19
1969-70	Memphis State	6	20
1980-81	Nebraska	15	12
1981-82	Nebraska	16	12
NEBRASKA TOTALS		31	24
CAREER TOTALS		68	89

*NIT

**MOE IBA'S HEAD COACHING RECORD
AGAINST ALL OPPONENTS (Listed Alphabetically)
(Memphis State 1966-70; Nebraska 1980-82)**

	W	L	Pct.	Pts.	Opp.
Abilene Christian	1	0	1.000	65	62
Air Force	1	0	1.000	63	47
Arizona State	1	0	1.000	67	62
Arlington	1	0	1.000	81	49
Arkansas	1	2	.333	145	151
Ball State	1	1	.500	133	124
Baylor	1	0	1.000	64	63
Bradley	0	6	.000	384	493
Brown	1	0	1.000	70	52
Cal. St.—Sacramento	1	0	1.000	93	61
Cincinnati	0	6	.000	363	433
Colorado	3	2	.600	335	302
Colorado State	1	1	.500	105	106
Creighton	2	1	.667	221	178
Dartmouth	0	1	.000	74	77
Davidson	0	1	.000	41	55
Dayton	0	1	.000	56	81
Drake	0	6	.000	417	477
Florida State	1	1	.500	97	97
Furman	1	0	1.000	79	69
Idaho	0	1	.000	53	64
Iowa State	3	1	.750	263	227
Jacksonville	2	0	1.000	125	97
Kansas	2	2	.500	244	250
Kansas State	1	3	.250	222	257
Lamar Tech	0	1	.000	68	82
Louisville	0	6	.000	275	441
Loyola (N.O.)	5	1	.833	498	415
Loyola Marymount	1	0	1.000	67	66
Maryland	1	0	1.000	55	53
Miami (Fla.)	1	1	.500	130	132
Michigan State	1	0	1.000	73	57
Mississippi State	2	1	.677	210	198
Missouri	2	3	.400	273	261
Montana	1	0	1.000	69	46
North Texas State	2	5	.286	479	538
Northern Iowa	1	0	1.000	53	42
Northwest Missouri State	1	0	1.000	79	59
Oklahoma	3	1	.750	274	224
Oklahoma City	0	1	.000	58	72
Oklahoma State	3	2	.600	317	299
Penn State	1	1	.500	133	110
Providence	0	1	.000	68	77

Rice	2	0	1.000	127	110
Sam Houston	1	0	1.000	72	70
Sonoma State	1	0	1.000	84	49
Southern Mississippi	1	0	1.000	65	52
St. Louis	0	7	.000	434	503
South Dakota State	1	0	1.000	70	51
Tennessee	0	1	.000	51	72
Texas A&M	1	0	1.000	63	54
Texas Christian	2	0	1.000	121	115
Texas Wesleyan	1	0	1.000	57	52
The Citadel	0	1	.000	73	76
Tulsa	0	8	.000	474	548
Union	2	2	.500	224	212
Utah	0	1	.000	55	57
Villanova	1	1	.500	96	106
Western Kentucky	0	1	.000	44	52
Wichita State	2	4	.333	422	434
Wis.-Stevens Pt.	1	0	1.000	74	45
Wyoming	0	2	.000	107	124
Xavier	0	1	.000	78	88
Yale	1	0	1.000	57	43
Totals	68	89	.433	9,887	10,019

Nebraska Coaches Won-Lost Record

Coach	Years	At NU	Won	Lost	Pct.
T. P. Hewitt	(1899-1900)	1	5	0	1.000
Sam Waugh	(1915-16)	1	13	1	.929
Paul Schissler	(1919-21)	2	33	5	.868
E. O. Stiehm	(1911-15)	4	56	14	.800
W. G. Kline	(1923-25)	2	22	13	.629
Fred Morrell	(1901-02)	1	5	3	.625
R. G. Clapp	(1903-09)	6	57	37	.606
W. Hiltner	(1902-03)	1	7	5	.583
Dr. E. J. Stewart	(1916-19)	3	29	22	.569
Joe Cipriano	(1963-80)	17	254	196	.564
Moe Iba	(1980-82)	2	31	24	.564
O. F. Field	(1910-11)	1	10	8	.556
E. Berry	(1900-01)	1	3	3	.500
Frank Lehmer	(1897-99)	2	3	3	.500
Charles T. Black	(1926-32)	6	51	57	.472
Harry C. Good	(1946-54)	8	86	99	.465
Ernest Berg	(1925-26)	1	8	10	.444
W. H. Browne	(1932-40)	8	64	87	.424
Jerry Bush	(1954-63)	9	82	131	.385
Owen A. Frank	(1921-23)	2	13	21	.382
T. J. Hewiat	(1909-10)	1	6	10	.375
L. F. Klein	(1945-46)	1	7	13	.350
A. J. Lewandowski	(1940-45)	5	24	63	.276



TOM BAACK
Assistant Coach

Tom Baack, former Nebraska basketball standout under Joe Cipriano from 1965-68, begins his sixth year on the Huskers' staff and his fifth year as an assistant coach.

A three-year, 6-5 starting forward at Nebraska, Baack was the Huskers' all-time leading scorer with 1,293 points, until Jerry Fort (1972-76) broke that mark with 1,882 points. He now ranks fourth behind Fort, Andre Smith and Carl McPipe.

Born in North Platte, Neb., Baack worked for the National Bank of Commerce in Lincoln for four years following his graduation from the University in 1968. He then was a graduate assistant (1972-74) at Brigham Young University, under Glenn Potter, had been an assistant coach under Cipriano from 1963-70. From 1974-77, Baack was assistant basketball and head track coach at Green Mountain High School in Lakewood, Colo.

Baack is married to the former Paula Morris. They have a son, Paul.



CHARLIE SPOONHOUR
Assistant Coach

Starting his second year on Moe Iba's staff is Charlie Spoonhour, who joined the Huskers in 1981 after six highly successful seasons at Southeastern Community College in West Burlington, Iowa. At SECC, three of Spoonhour's teams went to the NJCAA Tournament—1976 (29-5 and a fifth-place finish), 1979 (31 wins, eighth place), and 1981 (26-8, 12th place)—and he three times was named regional coach-of-the-year.

A 1961 graduate of the College of the Ozarks, Spoonhour is no stranger to the Big Eight, having assisted Joe Ramsey at Oklahoma in 1974-75 before going on to SECC.

Spoonhour started his coaching career with seven years at Missouri high schools before going to Southwest Missouri State as an assistant from 1968-72, where he helped produce one team which finished second in the NCAA's Division II. From 1972-74, he was head coach at Moberly, Mo., Junior College, where his 1973-74 squad finished third in the NJCAA tourney and he was named regional coach-of-the year.



RANDY CIPRIANO
Assistant Coach

The newest member of the Nebraska coaching staff carries one of the best-known names in Husker basketball history. Randy Cipriano, son of the late Joe Cipriano, who coached the Huskers for 17 years before his death in November 1980, joined Coach Moe Iba's staff as a part-time assistant in the summer of 1981 after one year as head coach at Ogallala, Neb., High School.

The young Cipriano was a standout guard for Coach Wally McNaught at Lincoln Southeast High School before going on to an excellent career under Coach Jerry Hueser at Kearney State College.

In four years as KSC, the last three as a starter, Cipriano scored 1,039 points and set Antelope season and career assist marks of 150 and 329. As a senior in 1978-79, he was team captain, second-team All-NAIA District 11, first-team Omaha World-Herald and Lincoln Journal-Star all-state college, and first-team All-Central States Conference. The crowning achievement of his career, though, was probably in the 1978 NAIA Tournament when he led the Antelopes to the finals and won the Hustle Award, as well as all-tourney honors.

He is married to the former Tara Zana of Grand Island.

NANCY WILLIAMS BEGINS EIGHTH YEAR AS BASKETBALL SECRETARY



Nancy Williams

Nancy Williams begins her eighth year as the Nebraska basketball secretary.

Her main correspondence duties include the Huskers' team travel, recruiting, and scouting reports. She also is the adviser for the Husker cheerleaders.

Before coming to Lincoln, Nancy worked for a law firm in Topeka, Kan.

Nancy's from Marysville, Kan.

FRICKE, PARKS AGAIN ASSIST BASKETBALL PROGRAM



FRICKE

Two veteran contributors to the Husker varsity basketball program are student managers Kevin Fricke and Jeff Parks. Fricke is a junior from Hastings, Neb., who is majoring in physical education, while Parks is a sophomore from Pawnee City, Neb., who majors in marketing. Each is in his second year.



PARKS

MEL WORSTER IS HUSKER EQUIPMENT DIRECTOR

Entering his seventh year as Nebraska basketball's equipment director is Mel Worster.

Worster, in his 27th year with the University, is also the equipment director for 14 other sports at the Bob Devaney Sports Center.



WORSTER



URSULA WALSH

ATHLETIC DEPARTMENT
ACADEMIC COUNSELOR

Year at Nebraska—11th. Dr. Walsh received a special merit award from the Nebraska Football Hall of Fame in 1980.

Previous Teaching Experience—College—nine years, University of Nebraska Department of Educational Psychology; High School—Omaha Cathedral, Minneapolis, Minn., Mobile, Ala.; Elementary School—Wausau, Wis., Chicago, Ill.

Education—B.A. Rosary College, River Forest, Ill., 1958; M.A. College of St. Thomas, St. Paul, Minn., 1964; M.Ed. University of Minnesota, Minneapolis, Minn., 1969; Ph.D. University of Nebraska, 1975.

Office Phone: 402-472-2042 (Home: 475-2734).





BOYD EPLEY
ATHLETIC DEPARTMENT
STRENGTH COACH

Year at Nebraska—13th.

Coaching Experience—College: Two years at Nebraska as graduate assistant. Has developed year-round strength programs for all men and women's sports. Coordinates the co-ed physical education weight training classes. President of the National Strength Coaches Association. Epley was voted National Strength Coach of the Year in 1980. Boyd is assisted by Mike Arthur.

Athletic Career—High School: Football and Track at Alhambra H.S., Phoenix, Arizona. Junior College: Pole Vaulter and Captain for Phoenix College. College: Nebraska record holder as a junior. Back injury as a senior turned him to strength training which led to three years of A.A.U. olympic lifting, powerlifting and physique competition.

Education—High School: Alhambra High School, Arizona; Junior College: A.A. from Phoenix College, Arizona, 1968; College: B.S. from the University of Nebraska, 1970; M.A. from the University of Nebraska, 1972.

Family—Boyd is married to the former Jane Lillyhorn of Holdrege.

Office Phone: 402-472-3116 (Home: 488-4892).

Mike Arthur
Assistant Strength Coach







NEBRASKA

ADMINISTRATION

BOARD OF REGENTS



Regent
James H. Moylan
Omaha



Regent
Kermit Hansen
Omaha



Regent
John Payne
Kearney



Regent
Robert R. Koefoot, M.D.
Grand Island



Regent
Robert J. Prokop, M.D., Ph.D.
Wilbur



Regent
Kermit Wagner
Schuyler



Regent
Edward Schwartzkopf
Lincoln



Regent
Robert G. Simmons, Jr.
Scottsbluff



Student Regent
Dan Wedekind
UNL—Lincoln



Student Regent
Charles Mulry
Medical Center—Omaha



Student Regent
Florene Langford
UNO—Omaha

NEBRASKA'S CHANCELLOR & VICE PRESIDENT

Dr. Martin A. Massengale



Dr. Martin A. Massengale, 48, became Chancellor of the University of Nebraska—Lincoln on June 1, 1981.

Dr. Massengale came to Nebraska in 1976 from the University of Arizona. He joined the Arizona faculty in 1958 as assistant professor of agronomy. He was named head of the Department of Agronomy in 1966 and was named Associate Dean of the College of Agriculture and Associate Director of the Agriculture Experiment Station in 1974. He also served on the staff of the University of Wisconsin and Western Kentucky University.

A native of Monticello, Ky., Dr. Massengale holds a B.S. degree from Western Kentucky University and M.S. and Ph.D. degrees from the University of Wisconsin. He and his wife, Ruth, have two children—Jennifer and Alan.

Dr. Massengale is recognized nationally and internationally as an agronomist and consultant on crops research, teaching, and administration. He has served as a consultant in the United States, Brazil, Mexico, Saudi Arabia, Indonesia, and the Soviet Union.

He is a fellow of the American Association for the Advancement of Science and the American Society of Agronomy. He is past president of the Crop Science Society of America. Dr. Massengale was named one of the Outstanding Educators of America, professor of the year in the College of Agriculture at the University of Arizona, and received several awards from the Future Farmers of America.

The author or co-author of more than 70 technical articles and co-author of two books, his research emphasis is in the area of water use efficiency, photosynthate production, and cutting management for forage plants.

He is a member of Sigma Xi, Phi Kappa Phi, Alpha Zeta, Gamma Sigma Delta, Phi Sigma, and Gamma Alpha honor societies; the Nebraska Academy of Science, Arizona Academy of Science, National Association of Colleges and Teachers of Agriculture, American Society of Plant Physiology, and is a past president of the Western Society of Crop Science. He is a certified professional crop scientist and a certified professional agronomist.



UNIVERSITY PRESIDENT

Dr. Ronald W. Roskens

Dr. Roskens has served as President of the University of Nebraska since April, 1977. Prior to that, he was Chancellor of the University of Nebraska at Omaha, a position he assumed on July 1, 1972.

He was born and raised on a farm near Spencer, Iowa, and attended a one-room elementary school. Dr. Roskens earned both B.A. and M.A. degrees from the University of Northern Iowa at Cedar Falls, Iowa, and a Ph.D. from the University of Iowa.

Dr. Roskens has received honorary doctorate degrees from Creighton University, Huston-Tillotson College (Austin, Texas), Hastings College and Nebraska Wesleyan University.

Before his affiliation with the University of Nebraska, he was an Assistant Dean at the University of Iowa and Executive Vice President at Kent State University.

He serves on the Boards of the American Council on Education, Foundation for the Study of Presidential and Congressional Terms, Willa Cather Pioneer Memorial and Educational Foundation and several corporations. He is Chairman of the Council on College/Corporate Relations, Washington, D.C., and serves on the Business-Higher Education Forum of the American Council on Education.

In 1980-81 he was King of Ak-Sar-Ben. Dr. Roskens, who was named "Midlander of the Year" in 1977 by the Omaha World-Herald, is listed in "Who's Who in America" and "American Men and Women of Science" as well as having been named by Change Magazine as one of the "100 Young Leaders of the Academy."

Dr. Roskens received a Citation for Meritorious Service in 1978 from B'nai B'rith, a national award from 4-H, and has been named "Outstanding Alumnus" by the University of Northern Iowa.

He and his wife, Lois, are parents of four children.



INSTITUTIONAL REPRESENTATIVE

Dr. James O'Hanlon

Dr. James O'Hanlon, Interim Dean of Teachers College, became Nebraska's Institutional Representative to the Big Eight Conference and the National Collegiate Athletic Association, Sept. 1, 1982, replacing Dr. Keith L. Broman, who had served in that position since 1971.

Dr. O'Hanlon has been a member of the University of Nebraska faculty since 1966 when he came to NU from Ohio University as an Assistant Professor in the Department of Secondary Education. He was elevated to Associate Professor in 1967 and to Professor in 1970.

While at Nebraska, he served as the director of the NUSTEP program for teacher education (1969-72), Coordinator of Freshman Programming for the Office of Vice Chancellor for Academic Affairs (1973-74), chaired the Governor's Committee on the use of Hiram Scott College (1973), chaired the Nebraska Coordinating Commission for Post-Secondary Education (1974-75), and served as president of the University of Nebraska-Lincoln Faculty Senate in 1981. In 1972, he received the Foundation Distinguished Teaching Award.

From 1975 to 1977, he chaired the Department of Physical Education and Recreation, then became Director of the new School of Health, Physical Education and Recreation (HPER). He served in that position until being named acting Dean of Teachers College, July 1, 1982.

A native of Blair, Neb., O'Hanlon attended Grinnell College in Grinnell, Iowa, and received a bachelor's degree in history from Nebraska in 1957. He earned his master's degree in secondary education from Ohio State University in 1958, then served as a second lieutenant in the US Army.

From 1959 to 1962, he was a secondary school teacher in Parma, Ohio, and Fremont, Neb., then served as a part-time instructor at the University of Nebraska and assistant principal at University High School while pursuing an Ed.D. in secondary education and educational psychology, which he received from the University in 1964. He served as an Assistant Professor in the Department of Secondary Education at Ohio University from 1964 to 1966, and was named to the Honor Roll of Faculty at Ohio U. in 1965.

O'Hanlon and his wife, Gail, are the parents of three children, Greg, 20, Susan, 17, and Tim, 13.

BOB DEVANEY

**Athletic Director
University of Nebraska**



One of the greatest coaches in the history of American football and a 1981 inductee into the College Football Hall of Fame, Bob Devaney is now devoting his vast energies toward supervision of the entire athletic program at the University of Nebraska. Devaney heads both the men's and women's athletic programs.

Nebraska has one of the finest athletic plants in the nation, thanks to Devaney's inspiration and leadership during the past 18 years.

Since Devaney became Athletic Director in 1967, Nebraska's Memorial Stadium has an enlarged to a capacity of 73,650 as well as an AstroTurf field, huge press box and scoreboard.

Since 1967, the Cornhuskers have a multi-purpose office building at the south end of Memorial Stadium, and they have an outdoor track facility (Ed Weir Stadium) and a new baseball park (Buck Beltzer Field) with an AstroTurf infield and grandstands.

Devaney also spear-headed a drive for the new multi-purpose complex that resulted in the Nebraska Legislature voting a cigarette tax to finance a 14,438-seat basketball arena, with adjacent swimming complex and indoor track plant. The result of his efforts was the Nebraska Sports Complex, which opened its doors in the fall of 1976. Besides the basketball arena, the NU Sports Complex, located on the Nebraska State Fairgrounds, houses a 220-yard synthetic track with seating for 4,500, a 25 meter x 25 yard swimming pool, and practice areas for the wrestling and gymnastics teams. In 1978, the Complex was renamed—by a vote of the Board of Regents—the Bob Devaney Sports Center.

Few coaches ever achieved the success Devaney did as headmaster of the Nebraska Cornhuskers from 1962 to 1972. During most of that span he was the "winningest coach in the nation," based on percentage of victories. He wound up with three straight Orange Bowl wins to go with his amazing record of nine bowl trips in 11 years, eight Big Eight titles, two national championships, two Outland Trophy winners, a Lombardi Trophy winner, a Heisman Trophy winner and numerous Coach of the Year and similar honors. Twice his teams won four straight Big Eight titles—1963-1966 and 1969-1972.

In his final season, Devaney's 1972 Huskers went 9-2-1 with a 40-6 win over Notre Dame in the Orange Bowl, and Bob led the nation's active coaches with a lifetime record of 136-30-7 for an .806 winning percentage. That year, too, Johnny

Rodgers won the Heisman Trophy and Rich Glover swept the Outland and Lombardi Awards.

Devaney was named Coach of the Year by the Walter Camp Foundation, the Washington Touchdown Club and the Football Writers Association after Nebraska's Cornhuskers were undefeated in 13 games in 1971, sweeping to the national championship after winning the Game of the Century against Oklahoma, 35-31.

It was the second-straight national championship for Nebraska. The 1970 team was also undefeated (11-0-1), and during the span of 1969 to 1972, the Huskers went 32 games without a defeat. After Nebraska defeated LSU in the 1971 Orange Bowl game to win its first national title, former President Richard Nixon came to Lincoln to bestow a presidential plaque upon Devaney and co-captains Dan Schneiss and Jerry Murtaugh.

The Devaney Huskers reaped countless honors during those two years—AP and UPI trophies, the Grantland Rice Trophy, the MacArthur Bowl, Big Eight and Orange Bowl trophies and Coach of the Year by the Football News.

All-Star games were old hat for Devaney who coached in many post-season classics such as the Hula Bowl, the Coaches All-America, the All-America Bowl, the Blue-Gray and the Shrine East-West. He also coached the College All-Stars against the NFL Champion Dallas Cowboys in the 1972 Chicago game.

At Nebraska, Devaney's teams won 101, lost 20 and tied two in 11 years, following his 35-10-5 record at Wyoming. He never had a losing season at Nebraska and he directed three undefeated teams—in 1965, 1970 and 1971. In 11 years Devaney's teams went to nine post-season games, winning six and losing three. The Huskers played in the Gotham Bowl, Cotton Bowl, Sugar Bowl, Sun Bowl and four times in the Orange Bowl with Devaney at the helm.

Under Devaney's outstanding leadership, too, the Cornhuskers produced 22 All-America players and 72 All-Big Eight selections.

Devaney played football as an end at Alma College in Michigan, graduating with a B.S. in 1939.

After starting his coaching career at Big Beaver, Mich., High, Devaney moved to Keego Harbor and Saginaw before spending seven years at Alpena High where his teams had a 52-9-0 record. He then joined Biggie Munn, and later Duffy Daugherty, at Michigan State before becoming head coach at Wyoming in 1957.

Devaney is married to his college sweetheart, the former Phyllis Wiley. His son, Mike, and daughter Patricia, are both graduates of the University of Nebraska. He's a grandfather, too, with Mike's family including a daughter and a son.

NEBRASKA ATHLETIC DIRECTORS

1928-1931—H. D. Gish

1932-1936—D. X. Bible

1937-1942—L. McC Jones

1942-1947—A. J. Lewandowski

1948-1953—George (Potsy) Clark

1954-1960—J. W. Orwig

1961 —Charles Miller and

Joseph Soshnik

1962-1966—Tippy Dye

1967- —Bob Devaney

DON BRYANT, Assistant Athletic Director and Sports Information Director

Don Bryant is in his 20th year as a member of the University of Nebraska Athletic Department staff and serves in the dual capacity of Assistant Athletic Director and Sports Information Director.



In July of 1981 he received the Arch Ward Memorial Award, the highest honor presentation of the College Sports Information Directors Association at the national organization's annual convention in Philadelphia. The Arch Ward award is presented by CoSIDA for outstanding contributions to the profession. Bryant served as president of CoSIDA in 1979.

A long-time veteran of the Nebraska media scene, the "Fat Fox" joined the Cornhusker staff in 1963, succeeding the late John Bentley as Sports Information Director. In 1976 Bob Devaney named him assistant athletic director and he has worked in administration and sports information since. He is the executive secretary of the Touchdown Club of Nebraska, the Huskers' largest booster group.

Bryant was a member of the 1980 U.S. Winter Olympics team, serving as a press liaison staff member at Lake Placid. He is also a veteran member of the NCAA's Press Services staff at the Final Four Basketball Tournaments. He was the Chief U.S. Press Officer at the 1979 World Cup Track and Field Games in Montreal, Canada, and served on the U.S.O.C. staff at the 1981 Sports Festival in Syracuse, N.Y.

"Fox" is a native of Lincoln and a graduate of the University of Nebraska. He twice served in the U.S. Marine Corps and worked in the sports and news department of the Lincoln Star before becoming sports editor of the Star in 1954. He was named Nebraska Sportswriter of the Year in 1961 and 1962 by the National Sportscasters and Sportswriters Association.

Named to the College Sports Information Directors America Hall of Fame in 1975, Bryant has served two terms as president of the Nebraska Sportswriters and Sportscasters Association. He also serves as secretary of the Nebraska Chapter of the National Football Foundation and Hall of Fame and is a member of the national council of the NFFHF.

Bryant has also been active in American Legion activities. He has served as manager of the Post 3 Drum and Bugle Corps and is past Chef de Gare of Voiture 103 of the 40 et 8. At the present time he is a member of the board of directors of the Legionnaire Club in Lincoln, home of the world's largest American Legion Post. He is also a member of the Christ United Methodist Church choir.

Bryant is married to the former Joan (Pedie) Peden of Oakland, Neb., and they have two married sons, Bill and Jeff, and two grandchildren.

TOM OSBORNE, Assistant Athletic Director and Head Football Coach

Tom Osborne is in his 10th season as the Husker head football coach in 1982 after another very successful year. During the winter of 1978, Osborne was named a Nebraska Assistant Athletic Director.



In 1981, Osborne's Huskers got off to a rough start, losing two of their first three, then rebounded to win their next eight in a row, go unbeaten in the Big Eight to claim their first outright conference title in 10 years. The Huskers found themselves in position to possibly claim the mythical national title in the Orange Bowl against No. 1-ranked Clemson, but the Huskers came out on the short end of a 22-15 score.

In 1980, Osborne guided the Huskers to a 10-2 overall record, a second place finish in the Big Eight, a berth in the Sun Bowl Classic, and a final national ranking of seventh in both wire service polls.

In 1979, Osborne was named District VI Coach of the Year by the American Football Coaches Association and Kodak. He was a finalist for the Kodak National Coach of the Year.

Not only has Osborne won better than 75 percent of his games at Nebraska over the last 10 years, but has also skippered the Huskers to 10 top 10 finishes, 10 postseason bowl appearances, and five bowl victories.

In 1978, Osborne was named the Bobby Dodd National Coach of the Year (presented by the Atlanta Quarterback Club and Delta Airlines towards the advancement of higher and more notable aspects of college coaching.) He was the District VI Coach of the Year selected by the American Football Coaches Association, and named Big Eight Coach of the Year by both Associated Press and United Press International.

Osborne, who graduated from Hastings College before logging pro time with the Washington Redskins and San Francisco 49ers, joined Devaney as an assistant in 1962. In 1965 he received his Ph.D. in educational psychology, then elected football coaching as a career. He coached the Husker receivers and helped build the NU offense into one of the most potent in the nation during the 1970 and 1971 national championship years.

An outstanding high school athlete at Hastings High School in the mid 1950's Osborne was named Nebraska prep Athlete of the Year. Passing up major college offers, Osborne became the star quarterback and basketball player for Hastings College where both his father and grandfather had matriculated. In 1959 he was named State College Athlete of the Year—the first athlete in Nebraska history to win both the high school and college honor.

Married to the former Nancy Tederman, Osborne is the father of a son, Mike, and daughters, Ann and Susie.

DR. JUNE B. DAVIS, Assistant Athletic Director, Women's Athletics Director

Heading up the women's athletic program at Nebraska since 1977 is Dr. June B. Davis, a native of Winnipeg, Manitoba, Canada.



Davis gained a B.A. in Physical Education from the University of Manitoba in 1970, where she also played intercollegiate basketball and field hockey.

From 1969-70, she taught and coached at a Kenora, Ontario, High School. Davis went on to receive an M.S. from Washington State University in 1971, and taught and coached while completing her degree. From 1971 to 1972, Davis was an instructor in physical education and coached basketball and tennis. She was a supervisor and advisor to physical education majors completing their teaching practicum in area high schools. She was also nominated for an outstanding teacher of the year award. From 1972-75, Davis earned a Ph.D. in exercise physiology, biomechanics, and group dynamics. She also taught and coached at Texas Women's University.

After coming to Nebraska in 1975, she served as Women's Sports Information Director and Assistant Women's Director. She started University of Nebraska sports camps in volleyball and basketball. Since being named Assistant Athletic Director and Women's Athletic Director in 1977, Davis has been president of a coordinating committee on women's athletics for the Big Eight; a member of the Advisory Committee to the Big Eight Conference and a member of the Advisory Committee to the National Basketball Invitational for Women; is a voting representative for University of Nebraska AIAW and a member of the CIP committee (Correctional Improvement Program).

HELEN RUTH WAGNER, Ticket Manager

Helen Ruth Wagner is in her sixth year as Nebraska's Ticket Manager, after serving more than a year-and-a-half (1976-77) as the acting Ticket Manager, following Jim Pittenger's January 1976 stroke. 'Pitt' had been the Husker ticket head and assistant athletic director since 1962. In 1982, she received the Special Merit Award from the Nebraska Football Hall of Fame.



Mrs. Wagner started working in the Nebraska Ticket Office in 1963, when she served as Pittenger's office superintendent.

One of her many duties as the Husker Ticket Manager is to coordinate ticket sales for all Husker home and away sporting events.

She is an alumnus of the University of Nebraska and the Lincoln School of Commerce.

She and her husband, Glenn, who is the Sales Manager at the Port Huron Machine and Supply Co. in Lincoln, have three daughters, Susan Tinstman, Cindy Lauterbach, and Sally Butler. Helen and Glenn have four grandchildren.

Office Phone: 402-472-3111

GARY FOURAKER, Business Manager and Concessions Director

Gary Fouraker joined the Nebraska Athletic Department staff July 15, 1981, as business manager and concessions director, replacing Bill Fisher, who had retired after 20 years in the position.



Fouraker, 36, is no stranger to the University, however, with 12 years of experience in the school's administration. He came to the athletic department after four years as director of operations analysis, and before that, he was director of student accounts for eight years.

He received an associate's degree in computers from Southeastern Nebraska Community College-Milford, then received a bachelor's degree in business administration from Nebraska in 1973. He is working on a master's degree in business administration.

He and his wife, Marilyn, live in Hickman, Neb., and are the parents of two children, Kari, 12, and Robert, 8.

Office phone: 402-472-2273; home: 402-792-2577.

TOM SIMONS, Assistant Sports Information Director

Now in his second tour of duty as the Huskers' assistant sports information director is Tom Simons, who returned to the University after a seven-year absence on Aug. 10, 1981. Simons, 32, had served as NU's assistant SID from 1971-74, then



worked two seasons (1974 and 1975) as assistant publicity director for the NFL St. Louis Cardinals before going to Southern Illinois University-Carbondale as sports information director in August 1976.

The Valentine, Neb., native resigned at SIU in August 1980 to return to school at NU, and worked part-time on the Lincoln Journal-Star sports staff. On his return to the Husker sports information staff, Simons succeeded Bill Bennett (now SID at Nevada-Las Vegas)—who, ironically, had succeeded him in 1974.

Office phone: 402-472-2263; home: 402-489-8313.

CHUCK POOL, Publications Coordinator/Sports Information Assistant

Chuck Pool enters his third year with the Nebraska athletic department as publications coordinator/sports information assistant. Before joining the department on a full-time basis in December 1980, he had served as a student assistant for two years.



In 1980, Pool's gymnastics media guide was judged best in the nation by CoSIDA, and his swimming guide was named second-best in the country. He is a member of numerous professional organizations.

Pool, 24, is a 1976 graduate of Papillion, Neb., High School and received a bachelor's degree in advertising and history from the University of Nebraska in 1980.

Office phone: 402-472-2263; home: 402-476-8477.

NEBRASKA MEDICAL STAFF



George Sullivan
Head Trainer and
Physical Therapist



Jerry Weber
Asst. Trainer and
Physical Therapist



Roland E. "Duke" LaRue
Asst. Trainer and
Physical Therapist

Dr. Samuel I. Fuenning, Director of Athletic Medicine, heads a veteran medical team which includes team physicians Dr. Pat Clare, Dr. Chuck Newman, and consultant Dr. Paul Goetowski; Head Trainer and Physical Therapist George Sullivan; Assistant Trainer and Physical Therapist Jerry Weber; and Assistant Trainer and Physical Therapist Roland "Duke" LaRue.

Sullivan, who is beginning his 30th year with the University, received his bachelors and master's degrees from NU and his physical therapy degree from Iowa. His staff includes four other full-time therapist-trainers, a graduate physical therapist, and a graduate certified athletic trainer plus nine student trainers. Among his many accomplishments, Sullivan has been honored by the U.S. Olympic Committee by being trainer for the 1959 Pan American Games in Chicago and head trainer for the 1963 Pan Am Games in Sao Paulo, Brazil. He was named head trainer for both the Mexico City and Munich Olympic Games but turned these down to be with his Big Red football teams. Other honors include being Honor Trainer for the Drake Relays, the Presidential Citation for Physical Fitness and the Citizen's Saving Trainers Hall of Fame. Most recently he was named KFOR Radio "1980 Sportsman of the Year." He is often a guest speaker for the AMA, National Athletic Trainers Association, American Physical Therapy Association, and the state coaches associations throughout the Midwest. Sullivan is married to the former Emogene "Genie" Pearson and they have three married sons—Greg, Gary, and Glen.

Assistant Trainer Jerry Weber is in his sixth year on the staff. A Nebraska native from Sidney, Weber was a student assistant trainer at Nebraska from 1969 to 1974 when he received his B.S. in Zoology. He earned his physical therapy degree from the NU College of Medicine in 1976 and his master's from Western Illinois in 1977.

Besides his duties with the NU football team, Weber is in charge of the care of men athletes at the Bob Devaney Sports Center and during the winter travels with basketball and gymnastics.

In his fifth year as assistant trainer and physical therapist is Roland E. "Duke" LaRue. Prior to coming to Nebraska, Duke was the head trainer-physical therapist at Western Illinois University. He earned his B.A. from Buena Vista College in 1950, his M.A. from Wyoming in 1957, and his physical therapy certificate in 1964 from Iowa.

At Nebraska La Rue is the head physical therapist at the health center and director of the athletic training curriculum. Duke has served the U.S. Olympic Committee at the Winter Games in Japan in 1972 and most recently at the 1980 Winter Games in Lake Placid.

Duke and his wife Liz have three children—Cheryl, Davene, and Lance.

Assisting the training staff for the second year as a graduate assistant is Jack Nicolite from David City, Neb. Jack had been a student trainer for the Huskers for three years. He graduated from NU in December 1980. Jack will help coordinate training activities at the Sports Center.

Student trainers are Craig Obermeyer, Milford; Mark Anderson, Holdrege; Terry Maly, Verdigre; Tony Koch, Norfolk; Jeff Chambers, Gothenberg; Ron Hald, Curtis; David Ruthsatz, Lincoln; Mark Gillet, Hooper; Kevin Quitmeyer, Lexington; and Mark Schueler, Lincoln.



Dr. Samuel I. Fuening
Director of
Athletic Medicine



Dr. Pat Clare
Team Physician



Dr. Chuck Newman
Team Physician



Jack Nicolite
Graduate Assistant



DEVANEY SPORTS CENTER PERSONNEL

JIM ROSS, Assistant Athletic Director and

Bob Devaney Sports Center Director

Jim Ross, Assistant Athletic Director and former standout freshman and varsity football coach for the Huskers, is in his seventh year as the Director of the Bob Devaney Sports Center.



Ross, starting his 16th year as Assistant AD, served as the Cornhuskers' head freshman football coach from 1969 to 1975. During his freshman tenure, Ross' 1970, 1971, 1972, 1974 and 1975 teams were undefeated, while he finished with a career mark of 27-1. From 1962 to 1968, he was Nebraska's outstanding defensive backfield coach (NU led the nation in the 1960s).

Entering his 21st year at Nebraska, Ross came to Lincoln in 1962, leaving the University of Wyoming with Bob Devaney and his staff. Ross had served under Devaney for five years at Wyoming and before that at Alpena (Mich.) High School. Prior to teaming with Devaney, Ross was the head football coach at Newaygo (Mich.) High School and Standish (Mich.) High School.

Before entering coaching, Ross played for three years as a center and end at Eastern Michigan College, where he graduated in 1939. After college, he fought with the U.S. Army's 33rd Infantry Division during WWII and won the Bronze Star for gallantry in the Philippines.

A 1950 master's recipient from Wayne University, Ross is married to the former Maurine Martinson and is the father of three daughters, Sharon, Margaret and Kathleen. He has six grandchildren.

Ross' Office Phone: 402-472-1133 (Home: 489-5814).

PAUL SCHNEIDER, Administrative Assistant

Paul Schneider is in his sixth year as administrative assistant to Jim Ross, head of the Sports Center.

Before becoming the administrative aide, Schnieder was the Huskers long time head trainer. He was the NU head trainer from 1952-1976, 25 years.



Schneider graduated from Nebraska in 1952, the same year he became trainer. As a student, he was an assistant trainer and also helped coach the Nebraska golf team.

Before that, he was co-owner with his brother of a golf course in Hastings from 1946-50. From 1940-46, he served with the 319th Bomb Group as an Air Force Captain.

Among his honors are host trainer for the National Trainers Conference at Lincoln in 1954, accompanying the Huskers to 14 postseason football games, receiving his 25-year service award from the National Athletic Trainers Association, and being named the KFOR Sportsman of the Year. In May of 1978, he received the Nebraska Football Hall of Fame Special Merit Award.

Schneider and his wife, Georgia, have three daughters—Connie, Pam and Cindy, and a son, Jeff, a past NU football letterman. The Schneider's have five grandsons. **Office Phone: 402-472-1132 (Home: 489-4308).**

ORVAL BORGIALLI, Administrative Assistant

Starting his fifth year as an administrative assistant at the Bob Devaney Sports Center is Orval Borgialli, the Huskers' longtime wrestling coach (1964-78) who left that post in the spring of 1978 to take the position at the Sports Center.



Borgialli came to Nebraska in the fall of 1964 after coaching wrestling at Niobrara County High School in Lusk, Wyo., one of the toughest prep wrestling schools in the state.

A native of Newcastle, Wyo., Borgialli participated in high school wrestling, football, and track. He then attended Chadron State College and was an outstanding athlete—competing on the football team for four years and going undefeated in dual wrestling meets. He received his bachelor's degree at Chadron and his master's at Colorado State Teachers College in Greeley, Colo. (now Northern Colorado).

Borgialli appeared in the 1970 edition of *Outstanding Young Men of America*. He was also meet director for wrestling competition for the 1974 and 1977 Junior Olympics, both held in Lincoln.

Coach Borgialli was chosen team leader for the AAU Cultural Exchange team that travelled to West Germany in the summer of 1977. The American wrestlers, primarily from Midwestern universities, returned home undefeated.

Borgialli is married to the former Carol Burg of Hot Springs, S.D., and they have three children: Susan, Merlen, and Mike.

JERRY LOTT, Operational Superintendent


Jerry Lott is in his sixth year as operational superintendent for the Bob Devaney Sports Center.

Prior to March 1976, when the building was first occupied, Jerry served in the capacity of the architect's field representative at the site, working with all phases of construction from 1971-76.



Jerry is a native of Lincoln, and a graduate of both Lincoln High School and the University of Nebraska where he received a Bachelor of Science degree in Civil Engineering in 1958. He became a Nebraska Registered Professional Engineer in 1966. Jerry also served with the U.S. Army Signal Corps in Korea.

Jerry and his wife, the former Constance Schaaf have two children—Greg and Kristin, who is in the 12th grade at Lincoln Northeast High School.





DENVER



MONTANA



CREIGHTON



MISSOURI-KANSAS CITY



BAYLOR



WYOMING



MISSOURI WESTERN



CORNELL



INDIANA



ARKANSAS



MESA



SOUTHWEST MISSOURI

NONCONFERENCE OPPONENTS

UNIVERSITY OF DENVER

Nov. 26, 1982—7:30 p.m. (CST)—Bob Devaney Sports Center—Lincoln, Neb.



FLOYD THEARD
Head Coach

School location: Denver, Colo. 80208
Nickname: Pioneers
Colors: Crimson & Gold
Enrollment: 8,000
Conference: Independent
Home court: Arena
Capacity: 5,300
Chancellor: Dr. Ross A. Pritchard
Athletic Director: Ronald J. Oyer
Head Coach: Floyd Theard (Kentucky State, 1967)
Career record: 80-36 in four years, 44-14 in two years at Denver
Basketball office phone: 303-753-2275
Best time to reach Coach Theard: Mornings
Sports Information Director: Bill Scharton (office 303-753-2239, home 303-722-7614)
Assistant SIDs: Heather Bligh, Cathy England



GREG RHODES
Swingman

1981-82 record: 22-7

Lettermen returning (4): (starters in CAPS) MIKE WILSON, f, 6-3, sr., 11.7 ppg, 4.1 rpg; PETE CARUSO, f, 6-5, sr., 10.9, 5.6; DOUG WILSON, g, 5-10, jr., 7.6, 2.0; Greg Rhodes, g-f, 6-3, soph., 7.0, 5.7

Lettermen lost (2): BRIAN CORRELL, g, 6-3, 12.7, 2.0; DWAYNE RUSSELL, c, 6-8, 11.9, 7.9.

Newcomers (4): Tom Fedro, g, 6-3, jr.; Brian Foxhoven, g, 5-11, fr.; Mark Langcamp, f-c, 6-8, soph.; Ty Sherbert, g-f, 6-5, fr.

Series history: Nebraska leads, 4-2, but Denver won the most recent meeting, 63-54, in 1962-63 in Lincoln.

1982-83 PIONEERS' SCHEDULE

Nov. 19-20	at South Dakota Tech Tourney	Jan. 10	Chadron State
Nov. 23	Northern Colorado	Jan. 13	at San Diego
Nov. 26	at Nebraska	Jan. 15	at St. Mary's (Calif.)
Nov. 27	at Doane	Jan. 19	Regis
Nov. 29	at Chadron State	Jan. 24	Western State
Dec. 3	at Southern Colorado	Jan. 29	Santa Fe
Dec. 10	Buena Vista	Jan. 31	Wisconsin-Milwaukee
Dec. 13	at Western State	Feb. 2	Southern Colorado
Dec. 18	Northern Montana	Feb. 5	St. John's (Kan.)
Dec. 20	at Adams State	Feb. 7	at Colorado College
Jan. 4	at Northern Colorado	Feb. 9	at Rockmont
Jan. 7	Rockmont	Feb. 18	at Santa Fe
Jan. 8	Midland		



UNIVERSITY OF MONTANA

Nov. 29, 1982—8:30 p.m. (CST)—Dahlberg Arena—Missoula, Mont.



MIKE MONTGOMERY
Head Coach

School location: Missoula, Mont. 59812
Nickname: Grizzlies
Colors: Copper, Silver & Gold
Enrollment: 8,880
Conference: Big Sky
Home court: Dahlberg Arena (1959)
Capacity: 9,329
President: Dr. Neil Bucklew
Athletic Director: Harley Lewis
Head Coach: Mike Montgomery (Long Beach St., 1968)
Career record: 67-43 in four years, all at Montana
Basketball office phone: 406-243-5331
Best time to reach Coach Montgomery: 11:30 a.m.-1 p.m. (MT)
Assistant Coaches: Stew Morrill (Gonzaga, 1974), Bob Niehl (Washington State, 1975)
Sports Information Director: Dave Guffey (office 406-243-6899; home 406-251-3989)
Assistant SID: Linda Reaves (home 406-728-6365)



DERRICK POPE
Forward

1981-82 record: 17-10, 10-4 in Big Sky—2nd

Lettermen returning (11): (starters in CAPS) DERRICK POPE, f, 6-6, sr., 17.4 ppg, 8.3 rpg; DOUG SELVIG, g, 6-4½, jr., 10.9, 3.7; MARC GLASS, g, 6-3, jr., 9.4, 2.6; CRAIG LARSEN, c, 6-11, sr., 8.9, 6.2; Brian Morris, g-f, 6-7, sr., 6.1, 1.8; ROB HURLEY, f, 6-4½, jr., 5.8, 2.4; Jim Caler, f, 6-5½, jr., 5.0, 3.4; Dave "D.J." Johnson, g, 6-3, jr., 2.4, 0.9; Larry McBride, c, 6-10, soph., 1.8, 1.8; Leroy Washington, g, 6-0, soph., 1.1, 0.5; John Bates, f, 6-8, soph., 2.2, 1.4.

Lettermen lost (1): Dave Johnson, c, 6-10, 0.4, 0.7.

Newcomers (4): John Boyd, g-f, 6-5, fr.; Bruce Burns, f, 6-5½, soph.; Larry Kryskowiak, f, 6-8½, fr.; Todd Powell, g, 6-3, fr.

Series history: Nebraska leads, 2-0, and won the most-recent game, 69-46, in Lincoln in 1980-81.

1982-83 GRIZZLIES' SCHEDULE

Nov. 26	Central Washington	Jan. 22	at Montana State
Nov. 29	Nebraska	Jan. 27	Idaho
Dec. 2	St. Mary's	Jan. 29	Boise State
Dec. 4	South Dakota State	Feb. 3	Nevada-Reno
Dec. 7	Southern Utah State	Feb. 5	Northern Arizona
Dec. 10	Washington State	Feb. 12	at Idaho
Dec. 17-18	Champion Holiday Classic	Feb. 14	at Boise State
Dec. 21	at Fresno State	Feb. 17	Idaho State
Dec. 23	at Pacific (Calif.)	Feb. 19	Weber State
Dec. 30	Gonzaga	Feb. 26	Montana State
Jan. 3	at Washington	Mar. 3	at Northern Arizona
Jan. 8	Lewis & Clark State	Mar. 5	at Nevada-Reno
Jan. 13	at Weber State	Mar. 11-12	Big Sky Tournament
Jan. 15	at Idaho State		



CREIGHTON UNIVERSITY

Dec. 4, 1982—7:35 p.m. (CST)—Civic Auditorium—Omaha, Neb.



WILLIS REED
Head Coach

School location: Omaha, Neb. 68178
Nickname: Bluejays
Colors: Blue & White
Enrollment: 5,760
Conference: Missouri Valley
Home court: Civic Auditorium (1960)
Capacity: 8,802
President: Rev. Michael Morrison, S.J.
Athletic Director: Dan Offenburger
Head Coach: Willis Reed (Grambling, 1964)
Career record: 7-10 in one year, at Creighton
Basketball office telephone: 402-280-2720
Best time to reach Coach Reed: 10 a.m.-noon
Assistant Coaches: Rick Collura (Nebraska, 1970), Calvin Moses (Dillard, 1969)
Sports Information Director: Ron Paradis (office 402-280-2488; home 402-493-5969)



VERNON MOORE
Guard

1981-82 record: 7-20, 4-12 in MVC—8th

Lettermen returning (6): (starters in CAPS) Michael Johnson, f, 6-5, sr., 8.0 ppg, 2.7 rpg; VERNON MOORE, g, 6-1, soph., 7.9, 2.3; RICHARD BATES, f, 6-6, sr., 7.7, 5.1; MARK JONES, g, 6-1, sr., 3.4, 0.6; Joe Bresnahan, c, 6-11, sr., 3-0, 2.2; Michael Jaco, g, 6-1, soph., 1.6, 1.1.

Lettermen lost (5): DARYL STOVALL, g, 6-4, 15.6, 5.7; ALEX STIVRINS, f, 6-7, 7.9, 7.5; Tony Pruitt, g, 6-4, 6.6, 1.1; Kevin Ross, f-c, 6-8, 2.7, 2.8; John Berigan, g, 6-2, 0.6, 0.4.

Newcomers (9): Landreth Baugh, f, 6-8, fr.; Benoit Benjamin, c, 7-0, fr.; Gregory Brandon, f, 6-7, jr.; Kenneth Evans, g, 6-3, fr.; Francis Fletcher, f, 6-7½, fr.; Clarence Jones, f, 6-7, fr.; Reggie Morris, g, 6-3, fr.; Keith Smith, f, 6-5, fr.; Wyville Wood, g, 6-4, fr.

Series history: It's tied, 6-6, after Nebraska won the most-recent meeting, 86-46, last year in Lincoln.

1982-83 BLUEJAYS' SCHEDULE

Nov. 27	Wisconsin-Platteville	Jan. 29	at Tulsa
Nov. 29	at Oral Roberts	Jan. 31	at New Mexico State
Dec. 4	Nebraska	Feb. 3	Bradley
Dec. 7	Rockhurst	Feb. 5	at Drake
Dec. 11	Nebraska-Omaha	Feb. 7	West Texas State
Dec. 18	Providence	Feb. 10	Illinois State
Dec. 21	St. Ambrose	Feb. 12	at Southern Illinois
Dec. 27	at DePaul	Feb. 17	Tulsa
Jan. 2	Marquette	Feb. 19	Drake
Jan. 6	at Bradley	Feb. 24	at Wichita State
Jan. 9	Wichita State	Feb. 26	at West Texas State
Jan. 13	at Indiana State	Mar. 3	Indiana State
Jan. 17	Southern Illinois	Mar. 5	at Illinois State
Jan. 22	New Mexico State	Mar. 8-12	MVC Tournament



UNIVERSITY OF MISSOURI-KANSAS CITY

Dec. 8, 1982—7:35 p.m. (CST)—Bob Devaney Sports Center—Lincoln, Neb.



BYRON LEHMAN
Head Coach

School location: Kansas City, Mo. 64110
 Nickname: Fighting Kangaroos
 Colors: Blue & Gold
 Enrollment: 11,500
 Conference: Independent
 Home court: Swinney Fieldhouse
 Capacity: 1,000
 Chancellor: Dr. George A. Russell
 Athletic Director: Byron Lehman
 Head Coach: Byron Lehman (Delta State, 1968)
 Career record: 18-29 in two years, both at UMKC
 Basketball office telephone: 816-276-2712
 Best time to reach Coach Lehman: Mornings
 Assistant Coach: John Michaels (Florida, 1969)
 Sports Information Director: Greg Decker (office 816-276-1578; home 816-333-5353)
 Assistant SID: Eric Yazell (home 816-276-1578)



BILL FRERKING
Guard

1981-82 record: 11-13

Lettermen returning (7): (starters in CAPS) BILL FRERKING, g, 6-3, sr., 15.5 ppg, 4.7 rpg; RONNIE ROBINSON, f, 6-5, soph., 13.1, 5.3; MIKE BELLMAN, f, 6-6, jr., 11.9, 8.5; Brad McGautha, f, 6-3, soph., 3.4, 1.7; Rick Westfall, g, 6-2, sr., 1.6, 2.6; TIM STUMPPFF, c, 6-9, soph., 0.7, 12.0; Richard Parks-El, f, 6-2, sr., 0.5, 0.5.
Lettermen lost (1): LARRY PARK, g, 5-6, 0.4, 0.9.
Newcomers (4): Mike Bilger, g, 6-3, fr.; Dan Key, g, 6-2, fr.; Chuck Pohlman, 6-5, jr.; Joe Washington, f-c, jr.
Series history: First meeting.

1982-83 KANGAROOS' SCHEDULE

Nov. 20	Missouri Western	Jan. 15	at Quincy
Nov. 23	Ottawa	Jan. 17	at Central Methodist
Nov. 24	at Southeast Missouri State	Jan. 19	Peru State
Nov. 27	at Alabama—Birmingham	Jan. 23	Quincy
Nov. 29	at Evansville	Jan. 27	at Avila
Dec. 4	at Rockhurst	Feb. 3	Evangel
Dec. 8	at Nebraska	Feb. 5	at Northwest Missouri State
Dec. 11	Central Methodist	Feb. 7	Southeast Missouri State
Dec. 13	at Central Missouri State	Feb. 10	at Drury
Jan. 7	Harris-Stowe	Feb. 14	Rockhurst
Jan. 8	Avila	Feb. 19	at Evangel
Jan. 10	at William Jewell	Feb. 24	Baker
Jan. 12	at Peru State	Feb. 26	Drury



BAYLOR UNIVERSITY

Dec. 11, 1982—7:35 p.m. (CST)—Bob Devaney Sports Center—Lincoln, Neb.



JIM HALLER
Head Coach

School location: Waco, Texas 76706
Nickname: Bears
Colors: Green & Gold
Enrollment: 10,500
Conference: Southwest
Home court: Heart O' Texas Coliseum (1953)
Capacity: 10,500
President: Dr. Herbert H. Reynolds
Athletic Director: Bill Menefee
Head Coach: Jim Haller (Sam Houston State, 1967)
Career record: 73-64 in five years, all at Baylor
Basketball office telephone: 817-754-4648
Best time to reach Coach Haller: 9 a.m.-noon
Assistant Coaches: Joe Proctor (Memphis State, 1971), Larry Hargett (Stephen F. Austin, 1968)
Sports Information Director: Maxey Parrish (office 817-754-4648, home 817-752-6319)
Assistant SID: Terry Tacker (home 817-753-7874)



OZELL HALL
Center

1981-82 record: 17-11, 9-7 in SWC—4th

Lettermen returning (8): (starters in CAPS) OZELL HALL, c, 6-8, sr., 9.3 ppg, 6.6 rpg; JAY SHAKIR, g, 6-4, sr., 6.8, 4.9; DARYL BAUCHAM, f, 6-7, sr., 6.3, 3.8; Craig Kaiser, g, 6-1, sr., 4.3, 0.7; Ronnie Blake, g, 5-6, sr., 4.1, 1.0; James Stern, g, 5-11, soph., 3.4, 0.9; David Glover, f, 6-7, soph., 1.3, 1.8; Russ Capps, g, 6-5, soph., 1.0, 0.3.

Lettermen lost (5): TERRY TEAGLE, g, 6-5, 22.2, 7.5; JOE COPELAND, f, 6-6, 8.0, 3.9; Tommy Temeat, c, 6-10, 3.2, 2.1; Chuck Lincoln, g, 6-1, 2.1, 1.5; Andy Sears, f, 6-5, 0.9, 0.9.

Newcomers (5): Maurice Dorsey, g, 6-0, jr.; John Graves, f, 6-10, jr.; Mike Heller, f, 6-9, jr.; Gary Heyland, g, 6-5, fr.; Glen Mays, f, 6-5, jr.

Series history: Nebraska leads, 2-0, and won the most-recent meeting, 64-63, last year at Waco.

1982-83 BEARS' SCHEDULE

Nov. 26	McMurry	Jan. 22	at Texas Christian
Nov. 29	Texas Lutheran	Jan. 26	Texas
Dec. 1	Alabama—Birmingham	Jan. 29	Texas Tech
Dec. 4	at Texas—San Antonio	Feb. 2	at Houston
Dec. 7	Oral Roberts	Feb. 5	at Rice
Dec. 9	Texas—Arlington	Feb. 7	Arkansas
Dec. 11	at Nebraska	Feb. 16	at Texas A&M
Dec. 17	at North Texas State	Feb. 19	Southern Methodist
Dec. 21-22	Rebel Roundup at Las Vegas, Nev.	Feb. 21	Texas Christian
Dec. 30	Southwestern	Feb. 26	at Texas
Jan. 5	Rice	Mar. 2	at Texas Tech
Jan. 8	at Arkansas	Mar. 5	Houston
Jan. 15	Texas A&M	Mar. 7-12	SWC Tournament
Jan. 19	at Southern Methodist		



UNIVERSITY OF WYOMING

Dec. 18, 1982—7:35 p.m. (CST)—Bob Devaney Sports Center—Lincoln, Neb.



JIM BRANDENBURG
Head Coach

School location: Laramie, Wyo. 82071
Nickname: Cowboys
Colors: Brown & Yellow
Enrollment: 9,600
Conference: Western Athletic
Home court: Arena-Auditorium (1982)
Capacity: 15,000
President: Dr. Donald Veal
Athletic Director: Gary Cunningham
Head Coach: Jim Brandenburg (Colorado State, 1958)
Career record: 119-51 in six years, 80-33 in four years at Wyoming
Basketball office telephone: 307-766-5114
Best time to reach Coach Brandenburg: 9-11 a.m. (MST), Tuesday-Thursday
Assistant Coaches: Dale Parker (Montana, 1974), Denny Huston (Western Washington, 1963)
Sports Information Director: Kevin McKinney (office 307-766-2256; home 307-742-3181)
Assistant SID: Doug Skipper



MIKE JACKSON
Guard

1981-82 record: 23-7, 14-2 in WAC—1st

Lettermen returning (6): (starters in CAPS) MIKE JACKSON, g. 6-3, sr., 12.8 ppg, 2.8 rpg; MARK WRAPP, f. 6-8, sr., 5.0, 3.8; Anthony Johnson, g. 5-11, sr., 3.0, 1.2; Rodney Gowens, g. 6-2, soph., 2.4, 1.2; Jim Renner, c. 7-0, soph., 2.2, 2.1; Anthony Martin, f. 6-6, jr., 2.1, 1.3.

Lettermen lost (6): BILL GARNETT, f. 6-9, 18.1, 8.1; CHRIS ENGLER, c. 7-0, 11.5, 6.7; DWIGHT McLENDEN, g. 6-4, 5.8, 3.1; Greg Thesenvitz, c. 6-10, 3.3, 2.9; Mick Kraly, g. 6-2, 0.5, 0.3; Wayne Irving, f. 6-6, 1.9, 1.4.

Newcomers (6): Mark Getty, f-c, 6-10, fr.; Jamal Hosey, f. 6-6, soph.; Robert Howling, g-f, 6-5, fr.; Steve Shockey, g. 6-3, fr.; Anthony Smith, f. 6-8, soph.; Troy Washpun, g. 5-11½, soph.

Series history: Nebraska leads, 9-8, but Wyoming won the most-recent meeting, 62-48, last year at Laramie.

1982-83 COWBOYS' SCHEDULE

Nov. 26	Tulane (@Memphis)	Jan. 20	Utah
Nov. 27	at Memphis State	Jan. 22	Brigham Young
Nov. 30	Regis	Jan. 27	at Hawaii
Dec. 4	Southern California	Jan. 29	at San Diego State
Dec. 7	South Dakota	Feb. 5	at Colorado State
Dec. 10-11	Indiana Classic at Bloomington	Feb. 7	Air Force
Dec. 18	at Nebraska	Feb. 12	Texas—El Paso
Dec. 22	Southern Colorado (@ Casper)	Feb. 14	New Mexico
Dec. 23	Midwestern State (@ Casper)	Feb. 17	at Utah
Dec. 28	Colorado	Feb. 24	San Diego State
Dec. 30	U.S. International	Feb. 26	Hawaii
Jan. 5	at Illinois—Chicago Circle	Mar. 3	at Air Force
Jan. 15	at New Mexico	Mar. 5	Colorado State
Jan. 17	at Texas—El Paso	Mar. 12	Brigham Young




MISSOURI WESTERN STATE COLLEGE

Dec. 20, 1982—7:35 p.m. (CST)—Bob Devaney Sports Center—Lincoln, Neb.



SKIP SHEAR
Head Coach

School location: St. Joseph, Mo. 64507
 Nickname: Griffons
 Colors: Black & Gold
 Enrollment: 4,200
 Conference: Central States
 Home court: Missouri Western Fieldhouse (1981)
 Capacity: 5,000
 President: Dr. M.O. Looney
 Athletic Director: Charlie Burri
 Head Coach: Skip Shear (Tarkio, 1967)
 Career record: 84-51 in five years, first year at MWSC
 Basketball office telephone: 816-271-4486
 Best time to reach Coach Shear: Mornings
 Assistant Coaches: Bob Burchard (Catawba, 1979), Mel Tyler (NW Missouri St., 1980)
 Sports Information Director: Paul Sweetgall (office 816-271-4257; home 816-364-6013)



JIM FINLEY
Guard

1981-82 record: 25-7, 11-3 in CSIC—1st

Lettermen returning (3): (starters in CAPS) FRANK WHEELER, f, 6-2, jr., 11.4 ppg, 5.2 rpg; JIM FINLEY, g, 6-2, sr., 6.3, 3.2; Greg Collins, g, 6-2, jr., 1.0, 0.4.

Lettermen lost (6): PETE McNEAL, f, 6-0, 17.9, 7.5; TYRONE CRAWFORD, g, 6-2, 14.1, 5.9; KENNY BROWN, f-c, 6-8, 12.5, 7.2; Tony Bender, g, 6-0, 6.9, 2.3; Dave Weber, c, 6-9, 5.3, 4.2; Brian Graves, f, 6-7, 4.3, 2.4.

Newcomers (6): Lonnie Ashley, f, 6-7, fr.; Arthur Cooks, g, 6-1, fr.; Calvin Cooper, f, 6-6, sr.; Mark Diaz, g, 6-3, fr.; Alan Fabrizio, c, 6-7, jr.; Larry Ingram, f, 6-4, jr.

Series history: First meeting.

1982-83 GRIFFONS' SCHEDULE

Nov. 18	at Evangel	Jan. 21	at Pittsburg State
Nov. 20	at Missouri-Kansas City	Jan. 22	at Missouri Southern
Nov. 22	Benedictine (Kan.)	Jan. 28	at Emporia State
Nov. 29	Rockhurst	Jan. 29	at Washburn
Dec. 4-5	Ameribanc Classic	Jan. 31	at Tarkio
Dec. 7	Baker	Feb. 4	Missouri Southern
Dec. 11	NW Missouri State	Feb. 5	Pittsburg State
Dec. 18	at Rockhurst	Feb. 8	at Avila
Dec. 20	at Nebraska	Feb. 11	at Kearney State
Dec. 22	at Texas	Feb. 12	at Fort Hays State
Jan. 8	Evangel	Feb. 18	Washburn
Jan. 11	at Wayne State (Neb.)	Feb. 19	Emporia State
Jan. 14	Fort Hays State	Feb. 21	at Benedictine (Kan.)
Jan. 15	Kearney State		



CORNELL UNIVERSITY

Dec. 29, 1982—8 p.m. (CST)—Hoosier Classic—Market Square Arena—Indianapolis



TOM MILLER
Head Coach

School location: Ithaca, N.Y. 14850
Nickname: Big Red
Colors: Carmelian Red & White
Enrollment: 11,800
Conference: Ivy League
Home court: Barton Hall (1918)
Capacity: 5,500
President: Frank Rhodes
Athletic Director: Mike Slive
Head Coach: Tom Miller (Army, 1970)
Career record: 17-35 in two years, both at Cornell
Basketball office telephone: 607-256-7503
Best time to reach Coach Miller: 9 a.m.-noon (ET), weekdays
Assistant Coaches: Dennis Doyle (Northeastern Illinois, 1973), Ray Swetalla (Wis.-River Falls, 1974)
Sports Information Director: Dave Wohlhueter (office 607-256-3752; home 607-273-5891)
Assistant SID: Mark Goldberg (home 607-257-6474)

1981-82 record: 10-16, 7-7 in Ivy League, 4th—tie

Lettermen returning (6): (starters in CAPS) GEORGE HALL, g, 6-2, jr., 9.1 ppg, 4.4 rpg; BRAD BOMBA, f, 6-7, jr., 8.3, 4.7; KEN BANTUM, f, 6-7, soph., 7.1, 4.2; LES DAGGS, g, 5-10, soph., 5.1, 1.4; Ron Tryon, g, 6-1, jr., 3.4, 0.6; Paul Arand, f, 6-4, jr., 2.6, 0.8.

Lettermen lost (3): MIKE LUCAS, f, 6-7, 14.7, 4.4; Charley Brown, f, 6-8, 2.0, 1.8; Len Palmer, f, 6-4, 2.7, 1.5.
Newcomers (6): Brad Freed, g, 6-2, fr.; Fred Hendingren, f, 6-8, fr.; Eric King, g-f, 6-4, fr.; Andy Loder, g-f, 6-4, fr.; Stuart Mitchell, g, 6-3, fr.; Chris Osgood, f, 6-5, fr.

Series history: Nebraska won the only previous meeting, 70-69, in the 1955 Big Eight Holiday Tournament.

1982-83 BIG RED SCHEDULE

Nov. 27	Bowling Green	Jan. 25	Utica
Nov. 29	Rochester	Jan. 29	Columbia
Dec. 1	at Syracuse	Feb. 4	Pennsylvania
Dec. 4	at Northeastern	Feb. 5	Princeton
Dec. 7	at Colgate	Feb. 11	at Yale
Dec. 11	at Northwestern	Feb. 12	at Brown
Dec. 13	at Cleveland State	Feb. 18	at Dartmouth
Dec. 29-30	Hoosier Classic at Indianapolis	Feb. 19	at Harvard
Jan. 3	Canisius	Feb. 25	Brown
Jan. 11	Niagara	Feb. 26	Yale
Jan. 14	Harvard	Mar. 4	at Princeton
Jan. 15	Dartmouth	Mar. 5	at Pennsylvania
Jan. 22	at Columbia		



GRAMBLING STATE UNIVERSITY

Dec. 29-30, 1982—Hoosier Classic—Market Square Arena—Indianapolis, Ind.



FRED HOBDY
Head Coach

School location: Grambling, La. 71245
Nickname: Tigers
Colors: Black & Gold
Enrollment: 4,000
Conference: Southwestern Athletic
Home court: Tiger Fieldhouse
Capacity: 4,500
Game site: Market Square Arena
Capacity: 17,357
President: Dr. Joseph B. Johnson
Athletic Director: Eddie Robinson
Head Coach: Fred Hobdy (Grambling State, 1949)
Career record: 529-219 in 25 years, all at Grambling State
Basketball office telephone: 318-247-6941, x481
Best time to reach Coach Hobdy: Mornings
Assistant Coaches: Howard Willis (Grambling State, 1960), Martin Lemelle (Grambling State, 1980)
Sports Information Director: Gus Howard (office 318-247-8231, home 318-251-1685)
Assistant SID: Carolyn Ensley



WILLIAM HOBDY
Guard

1981-82 record: 12-17, 6-6 in SWAC—3rd, tie

Lettermen returning (12): Alan Blackmon, g, 6-1, soph.; Jeffrey Brown, f, 6-6, soph.; Joe Dysard, g, 6-0, soph.; Hollis Epps, f, 6-6, soph.; Glenn Garner, c, 6-8½, jr.; David Griffin, g, 6-4, jr.; Archie Hall, g, 6-2, jr.; William Hobdy, g, 6-2, sr.; Greg Hudson, f, 6-4½, soph.; Napoleon Johnson, f, 6-9, jr.; Dwayne Texas, f, 6-8, sr.; Paridon Williams, c, 6-11, sr.

Lettermen lost (2): Don Nelson, c, 6-8; Kenneth Simpson, g, 6-4.

Newcomers (5): Kim Cooksey, g, 6-3, fr.; Lester Scott, g, 5-7, fr.; Robert Swafford, f, 6-6, fr.; Anthony Walton, f, 6-9, fr.; Mike Wilson, g, 6-0, fr.

Series history: First meeting.

1982-83 TIGERS' SCHEDULE

Nov. 26	Southern (La.) (@ New Orleans)	Jan. 29	at Alcorn State
Dec. 7	at Tennessee State	Jan. 31	Mississippi Valley State
Dec. 11	Prairie View A&M (@ Monroe, La.)	Feb. 2	at Arkansas-Pine Bluff
Dec. 15	Nicholls State	Feb. 5	Alabama State
Dec. 17-18	Bayou Classic at Lafayette, La.	Feb. 7	Alcorn State
Dec. 22	at Alabama State	Feb. 9	Tennessee State
Dec. 29-30	Hoosier Classic at Indianapolis, Ind.	Feb. 12	at Texas Southern
Jan. 3	at Northeast Louisiana	Feb. 14	at Prairie View A&M
Jan. 10	at Nicholls State	Feb. 19	at Mississippi Valley State
Jan. 15	at Southern (La.)	Feb. 22	Jackson State
Jan. 17	Arkansas-Pine Bluff	Feb. 26	Southern (La.)
Jan. 22	Texas Southern	Mar. 5	at Jackson State
Jan. 24	Prairie View A&M	Mar. 10-12	SWAC Tournament

INDIANA UNIVERSITY

Dec. 29-30, 1982—Hoosier Classic—Market Square Arena—Indianapolis, Ind.



BOB KNIGHT
Head Coach

School location: Bloomington, Ind. 47405
Nickname: Hoosiers
Colors: Cream & Crimson
Enrollment: 32,000
Conference: Big Ten
Home court: Assembly Hall (1971)
Capacity: 17,500
Game site: Market Square Arena
Capacity: 17,357
President: John W. Ryan
Athletic Director: Ralph Floyd
Head Coach: Bob Knight (Ohio State, 1962)
Career record: 352-128 in 17 years, 250-78 in 11 years at Indiana
Basketball office telephone: 812-335-2238
Best time to reach Coach Knight: Mornings
Assistant Coaches: Jim Crews (Indiana, 1976), Kohn Smith (Southern Utah, 1974), Joby Wright (Indiana, 1980)
Sports Information Director: Tom Miller (office 812-335-0847, home 812-332-9880)
Assistant SID: Kit Klingelhofer (home 812-332-4990)



TED KITCHEL
Forward

1981-82 record: 19-10, 12-6 in Big Ten—2nd, tie

Lettermen returning (12): (starters in CAPS) TED KITCHEL, f, 6-8, sr., 19.6 ppg, 4.9 rpg; RANDY WITTMAN, g-f, 6-6, sr., 11.9, 3.2; JIM THOMAS, g, 6-3, sr., 9.2, 6.2; STEVE BOUCHIE, f, 6-8, sr., 6.4, 4.6; Uwe Blab, c, 7-2, soph., 7.5, 3.7; TONY BROWN, g, 6-2, sr., 4.7, 2.5; John Flowers, f, 6-9, soph., 4.7, 3.6; Dan Dakich, g, 6-5, soph., 3.0, 1.9; Winston Morgan, g-f, 6-5, soph., 2.4, 2.0; Rick Rowray, g, 6-6, soph., 2.0, 0.0; Cam Cameron, g, 6-2, sr., 1.7, 0.6; Chuck Franz, g, 6-2, sr., 0.7, 0.6.

Lettermen lost (2): Landon Turner, c, 6-10, 0.0, 0.0; Mike LaFave, f, 6-9, 0.0, 0.0.

Newcomers (3): Tracy Foster, f, 6-5, fr.; Mike Giomi, f, 6-9, fr.; Stew Robinson, g, 6-2, fr.

Series history: Indiana leads, 7-1, and won the most-recent meeting, 97-60, in the finals of the 1974-75 Indiana Classic at Bloomington.

1982-83 HOOSIERS' SCHEDULE

Nov. 27	Ball State	Jan. 26	at Northwestern
Nov. 29	at Miami (Ohio)	Jan. 29	at Iowa
Dec. 4	Texas-El Paso	Feb. 3	Wisconsin
Dec. 7	at Notre Dame	Feb. 5	Minnesota
Dec. 10-11	Indiana Classic	Feb. 10	at Wisconsin
Dec. 18	at Kansas State	Feb. 12	at Minnesota
Dec. 22	Kentucky	Feb. 16	Iowa
Dec. 29-30	Hoosier Classic at Indianapolis	Feb. 19	Northwestern
Jan. 8	at Ohio State	Feb. 24	at Michigan
Jan. 13	at Illinois	Feb. 26	at Michigan State
Jan. 15	at Purdue	Mar. 3	Purdue
Jan. 20	Michigan State	Mar. 5	Illinois
Jan. 22	Michigan	Mar. 12	Ohio State



UNIVERSITY OF ARKANSAS

Jan. 3, 1983—7:30 p.m. (CST)—Barton Coliseum—Little Rock, Ark.



EDDIE SUTTON
Head Coach

School location: Fayetteville, Ark. 72701
Nickname: Razorbacks
Colors: Cardinal & White
Enrollment: 14,000
Conference: Southwest
Home court: Barnhill Arena (1948)
Capacity: 10,000
Game site: Barton Coliseum (1948)
Capacity: 7,800
President: Dr. James Martin
Athletic Director: Frank Broyles
Head Coach: Eddie Sutton (Oklahoma State, 1958)
Career record: 270-101 in 13 years, 187-51 in eight years at Arkansas.
Sutton office telephone: 501-575-4555
Best time to reach Coach Sutton: 11 a.m.-1 p.m.
Assistant Coach: Bill Brown (Ohio, 1974)
Sports Information Director: Rick Schaeffer (office 501-575-2751, home 501-521-7393)
Assistant SID: Bill Rogers (home 501-442-0425)



DARRELL WALKER
Guard

1981-82 record: 23-6, 12-4 in SWC—1st

Lettermen returning (7): (starters in CAPS) DARRELL WALKER g, 6-4, sr., 14-8 ppg, 5.2 rpg; Alvin Robertson g, 6-3, jr., 7.3 2.2; Carey Kelly, c, 6-7, sr., 2.9, 1.7; John Snively, g, 6-5, sr., 2.7, 0.6; Ricky Norton, g, 6-2, jr., 2.5, 1.1; Charles Balentine, f, 6-6, soph., 2.4, 1.0; Leroy Sutton, f, 6-6, jr., 0.7, 0.9.

Lettermen lost (6): SCOTT HASTINGS, c, 6-10, 18.6, 6.0; TONY BROWN, f, 6-6, 10.0, 3.2; KEITH PETERSON, f, 6-6, 7.3, 3.8; BRAD FRIESS, f, 6-5, 4.1, 2.3; Greg Skulman, f, 6-5, 2.2, 1.5; Eugene Nash, g, 6-0, 0.0, 0.2.
Newcomers (6): Darryl Bedford, f, 6-8, fr.; Robert Brannon, f, 6-6, jr.; Willie Cutts, g, 6-1, fr.; Keenan Debose, g-f, 6-5, fr.; Eric Poerschke, f, 6-7, fr.; Mike Ratliff, g, 6-4, fr.

Series history: Arkansas leads, 4-0, and won the most-recent meeting, 51-50, last year in Lincoln.

1982-83 RAZORBACKS' SCHEDULE

Nov. 27	Southeast Missouri State	Jan. 22	at Houston
Dec. 1	Texas—San Antonio	Jan. 24	Texas
Dec. 4	at Centenary	Jan. 26	at Texas Tech
Dec. 6	Southwest Missouri State	Jan. 30	Wake Forest (@Greensboro, N.C.)
Dec. 18	Northeast Louisiana	Feb. 2	Rice
Dec. 21	Southern Mississippi (@ Pine Bluff)	Feb. 7	at Baylor
Dec. 27	St. Peter's (@ East Rutherford, N.J.)	Feb. 12	Texas A&M
Dec. 30	East Tennessee State (@Little Rock)	Feb. 14	Southern Methodist
Jan. 3	Nebraska (@Little Rock)	Feb. 19	at Texas Christian
Jan. 5	Mercer (@Pine Bluff)	Feb. 23	at Texas
Jan. 8	Baylor	Feb. 26	Texas Tech
Jan. 12	at Texas A&M	Mar. 3	Houston
Jan. 15	at Southern Methodist	Mar. 5	at Rice
Jan. 19	Texas Christian	Mar. 7-12	SWC Tournament



MESA COLLEGE

Jan. 7, 1983—7:35 p.m. (CST)—Bob Devaney Sports Center—Lincoln, Neb.

School location: Grand Junction, Colo. 81501
Nickname: Mavericks
Colors: Maroon, White & Gold
Enrollment: 3,800
Conference: Rocky Mountain
Home court: Saunders Fieldhouse (1969)
Capacity: 2,800
President: Dr. John Tomlinson
Athletic Director: Jay Jefferson
Head Coach: Doug Schakel (Central, Iowa, 1964)
Career record: 52-51 in four years at Mesa
Basketball office phone: 303-248-1278
Best time to reach Coach Schakel: 9 a.m. (MT)
Assistant Coaches: Tom Kelly (Utah), Jim Heaps (Mesa, 1982)
Sports Information Director: Mark Rees (student) (office 303-248-1635, home 303-245-9648)

1981-82 record: 12-14, 8-10 in RMAC—6th

Lettermen returning (3): Kevin Flohr, f, 6-3, sr., 18 ppg; Nelson Ball, g, 6-1, soph., 11; Tony Sturges, g, 6-2, soph., 10.

Lettermen lost (2): Doug Thompson, c, 6-11, 13; Jim Heaps, f, 6-5, 11.

Newcomers (7): Bob Barrows, g, 5-9, fr.; Daven Bond, f, 6-5, fr.; Scott Goad, f-g, 6-3, fr.; Eric Hawkins, f-c, 6-6, fr.; Scott Hill, f, 6-6, fr.; Brian Reynolds, f, 6-6, fr.; Matt Stough, f-c, 6-7, jr.

Series history: First meeting.

1982-83 MAVERICKS' SCHEDULE

Nov. 26-27	Thanksgiving Tip-Off Tourney	Jan. 28	at Fort Lewis
Dec. 2	at New Mexico Highlands	Jan. 29	at Adams State
Dec. 4	at Western New Mexico	Jan. 31	at Santa Fe
Dec. 11	Adams State	Feb. 5	Western State
Dec. 29	Dana	Feb. 7	Southern Colorado
Jan. 3	Regis	Feb. 11	at Colorado Mines
Jan. 5	at Rockmont	Feb. 12	at Regis
Jan. 7	at Nebraska	Feb. 13	at Colorado College
Jan. 10	Colorado Mines	Feb. 19	at Southern Utah State
Jan. 15	Southern Utah State	Feb. 22	Fort Lewis
Jan. 22	New Mexico Highlands	Feb. 25	at Western State
Jan. 24	Western New Mexico	Feb. 26	at Southern Colorado



SOUTHWEST MISSOURI STATE UNIV.

Jan. 15, 1983—7:35 p.m. (CST)—Bob Devaney Sports Center—Lincoln, Neb.



BOB CLEELAND
Head Coach

School location: Springfield, Mo. 65804
Nickname: Bears
Colors: Maroon & White
Enrollment: 16,000
Conference: Mid-Continent
Home court: Hammons Center (1976)
Capacity: 8,702
President: Duane G. Meyer
Athletic Director: Bill Rowe (acting)
Head Coach: Bob Cleeland (NE Oklahoma, 1970)
Career record: 26-31 in two years, both at SWMS
Basketball office telephone: 417-836-5250
Best time to reach Coach Cleeland: 9-11 a.m., Monday-Thursday
Assistant Coaches: Cletus Green (Harding, 1956), Nate Quinn (Drury, 1980)
Sports Information Director: Mark Stillwell (office 417-836-5402, home 417-883-5452)



RICKY JOHNSON
Center

1981-82 record: 17-10 (independent in 1981-82)

Lettermen returning (7): (starters in CAPS) JOE WARD, f, 6-4, sr., 12.0 ppg, 3.9 rpg (1980-81 figures); BOBBY HOWARD, f, 6-5, sr., 10.9, 5.2; RICKY JOHNSON, c, 6-9, sr., 8.7, 7.6; Anthony Boggs, g, 6-3, jr., 5.4, 1.4; Darryl Pace, f, 6-5, jr., 2.9, 1.4 (1980-81 figures); Rand Chappell, g, 6-4, soph., 1.9, 1.3; Brian Smith, g, 6-0, soph., 0.7, 0.4.

Lettermen lost (6): KEITH HILLIARD, g, 6-2, 18.1, 5.0; MARK LANCE, g, 6-1, 8.0, 2.2; KENNY SAMS, f, 6-8, 6.6, 3.3; David Little, f, 6-4, 5.4, 3.2; Mark Bailey, f, 6-4, 5.4, 3.1; Glenn Voreis, c, 6-8, 0.7, 1.2.

Newcomers (5): Dan Bracker, f, 6-7, fr.; Tony Graves, f-c, 6-6, fr.; Eric Gray, f, 6-5, jr.; Basil Robinson, g, 5-10, fr.; Chris Scott, f, 6-3, jr.

Series history: First meeting.

1982-83 BEARS' SCHEDULE

Nov. 26 at Mississippi Valley State
 Nov. 29 Southern (La.)
 Dec. 4 at Wisconsin-Green Bay
 Dec. 6 at Arkansas
 Dec. 8 at Texas-Arlington
 Dec. 11 at Arkansas State
 Dec. 18 at Evansville
 Dec. 20 Tennessee State
 Dec. 22 Puget Sound
 Jan. 3 at Austin Peay State
 Jan. 6 Texas-Arlington
 Jan. 8 at Oral Roberts
 Jan. 10 Arkansas State
 Jan. 12 at Western Illinois

Jan. 15 at Nebraska
 Jan. 17 Nicholls State
 Jan. 22 Wisconsin-Green Bay
 Jan. 26 Mississippi Valley State
 Jan. 29 at Valparaiso
 Feb. 5 at Tennessee State
 Feb. 7 Austin Peay State
 Feb. 14 Western Illinois
 Feb. 17 Drury
 Feb. 19 at Nicholls State
 Feb. 21 Eastern Illinois
 Feb. 26 Northern Iowa
 Mar. 5 at Eastern Illinois
 Mar. 7 at Northern Iowa



NONCONFERENCE SERIES HISTORY

Key: (H)—Home Games, (A)—Away Games, (N)—Neutral Sites

WYOMING

Nebraska leads, 9-8

Year	Neb.	Wyo.	Year	Neb.	Wyo.	Year	Neb.	Wyo.
1933-34	24	33 (H)	1961-62	70	71 (A)	1971-72	81	63 (H)
1934-35	23	26 (A)	1963-64	79	72 (H)	1972-73	59	65 (A)
1935-36	46	42 (A)	1964-65	68	94 (A)	1973-74	70	62 (H)
	31	22 (H)	1966-67	98	102 (A)	1980-81	(ot) 59	62 (H)
1938-39	38	30 (H)	1967-68	84	64 (H)	1981-82	48	62 (A)
1957-58	77	66 (H)	1970-71	68	63 (A)	Totals	1,023	1,000

Series at Bob Devaney Sports Center: Wyoming leads, 1-0.

Series at Arena-Auditorium: No games.

CREIGHTON

Series tied, 6-6

Year	Neb.	CU	Year	Neb.	CU	Year	Neb.	CU
1922-23	24	46	1931-32	18	47 (A)	1980-81	(ot) 61	66 (A)
1923-24	25	21		26	28 (H)	1981-82	86	46 (H)
1924-25	15	11 (A)	1977-78	65	58 (H)	Totals	476	485
1925-26	20	15 (A)	1978-79	61	78 (A)			
	11	15 (H)	1979-80	64	55 (H)			

Series at Bob Devaney Sports Center: Nebraska leads, 3-0.

Series at Civic Auditorium: Creighton leads, 2-0.

BAYLOR

Nebraska leads, 2-0

Year	Neb.	BU
1949-50	69	55 (H)
1981-82	64	63 (A)
Totals	133	118

Series at Bob Devaney Sports Center: No games.

Series at Heart O' Texas Coliseum: Nebraska leads, 1-0.

CORNELL

Nebraska leads, 1-0

Year	Neb.	CU
1955-56*	70	69 (N)

*—at Kansas City, Mo.

Series at Bob Devaney Sports Center: No games.

Series at Barton Hall: No games.

ARKANSAS

Arkansas leads, 4-0

Year	Neb.	Ark.
1932-33	24	41 (H)
1946-47*	46	47 (N)
1980-81**	52	64 (N)
1981-82	50	51 (H)
Totals	172	213

*—at Kansas City, Mo.

**—at Little Rock, Ark.

Series at Bob Devaney Sports Center: Arkansas leads Nebraska, 1-0, and is 1-1 overall, including a 71-53 loss to Kansas State in the 1980 NCAA Tournament.

Series at Barnhill Arena: No games.

Series at Barton Coliseum: Arkansas leads, 1-0.

DENVER

Nebraska leads, 4-2

Year	Neb.	Den.	Year	Neb.	Den.
1906-07	40	13	1960-61	77	52 (H)
1934-35	34	22 (H)	1962-63	54	63 (H)
1935-36	35	45 (A)	Totals	308	258
1957-58	68	63 (H)			

MONTANA

Nebraska leads, 2-0

Year	Neb.	UM
1936-37	53	39 (H)
1979-80	69	46 (H)
Totals	122	85

MISSOURI-KANSAS CITY

First Meeting

MISSOURI WESTERN

First Meeting

GRAMBLING STATE

First Meeting

INDIANA

Indiana leads, 7-1

Year	Neb.	Ind.	Year	Neb.	Ind.	Year	Neb.	Ind.
1919-20	20	24	1939-40	39	49 (H)	1944-45	42	65 (A)
	38	18	1941-42	29	56 (A)	1974-75	60	97 (A)
1937-38	42	43 (H)	1942-43	39	40 (H)	Totals	309	392

MESA

First Meeting

SOUTHWEST MISSOURI STATE

First Meeting



COLORADO



IOWA STATE



KANSAS



KANSAS STATE



MISSOURI



OKLAHOMA STATE



OKLAHOMA

THE BIG EIGHT

UNIVERSITY OF COLORADO

Jan. 22, 1983—11:10 a.m. (CST)—Events/Conference Center—Boulder, Colo. (TV)

Feb. 12, 1983—7:35 p.m. (CST)—Bob Devaney Sports Center—Lincoln, Neb.



TOM APKE
Head Coach

School location: Boulder, Colo. 80309
Nickname: Golden Buffaloes
Colors: Silver, Gold & Columbine Blue
Enrollment: 20,157
Conference: Big Eight
Home court: Events/Conference Center (1979)
Capacity: 11,199
President: Dr. Arnold Weber
Athletic Director: Eddie Crowder
Head Coach: Tom Apke (Creighton, 1965)
Career record: 140-80 in eight years, 11-16 in one year at CU
Basketball office telephone: 303-492-6877
Best time to reach Coach Apke: 10 a.m.-noon (MT)
Assistant Coaches: Randy Ecker (Creighton, 1978), Alvin Gentry (Appalachian State, 1976), Bob Hofman (Colorado, 1974)
Sports Information Director: John Clagett (office 303-492-5626, home 303-444-1274)



JAY HUMPHRIES
Guard

1981-82 record: 11-16, 3-11 Big Eight—8th

Lettermen returning (5): (starters in CAPS) VINCE KELLEY, f, 6-7, jr., 13.4 ppg, 6.4 rpg; ROB GONZALEZ, f, 6-7, sr., 10.3, 3.2; JAY HUMPHRIES, g, 6-3, jr., 10.3, 2.6; Billy Houston, g, 6-1, sr., 6.8, 1.4; Kevin Cornish, g, 6-3, jr., 4.0, 2.2.

Lettermen lost (3): JACQUES TUZ, f, 6-7, 13.9, 7.5; JOE WASHINGTON, g, 6-2, 6.8, 1.7; Curtis Rayford, g, 5-10, 2.0, 0.5.

Newcomers (5): Randy Downs, c, 6-9, fr.; Jeff Hughes, g, 6-2, fr.; Mike Reid, g, 6-1, fr.; Ron Roberts, f, 6-8, fr.; Don Yowell, f, 6-8, fr.

Series history: Colorado leads, 50-39, but Nebraska swept two games last year, winning, 74-57, at Boulder and 79-57 in Lincoln.

1982-83 BUFFALOES' SCHEDULE

Nov. 26 Oregon Tech
Nov. 29 North Dakota
Dec. 2 Duke
Dec. 4 Texas
Dec. 8 at Colorado State
Dec. 11 at Loyola (Ill.)
Dec. 18 Cincinnati
Dec. 21 at Texas Christian
Dec. 23 Utah
Dec. 28 at Wyoming
Jan. 3 at New Mexico State
Jan. 5 Lewis
Jan. 13 at Kansas State
Jan. 15 Wisconsin-Milwaukee

Jan. 22 Nebraska
Jan. 26 at Iowa State
Jan. 29 at Oklahoma
Feb. 2 Missouri
Feb. 5 Oklahoma State
Feb. 10 at Kansas
Feb. 12 at Nebraska
Feb. 16 Iowa State
Feb. 19 Kansas State
Feb. 23 at Missouri
Feb. 26 Oklahoma
Mar. 2 at Oklahoma State
Mar. 5 Kansas
Mar. 8-12 Big Eight Tournament



IOWA STATE UNIVERSITY

Jan. 18, 1983—8:10 p.m. (CST)—Hilton Coliseum—Ames, Iowa (TV)

Feb. 19, 1983—7:35 p.m. (CST)—Bob Devaney Sports Center—Lincoln, Neb.



JOHNNY ORR
Head Coach

School location: Ames, Iowa 50011
Nickname: Cyclones
Colors: Cardinal & Gold
Enrollment: 24,202
Conference: Big Eight
Home court: Hilton Coliseum (1971)
Capacity: 14,200
President: Dr. W. Robert Parks
Athletic Director: Louis McCullough
Head Coach: Johnny Orr (Beloit, 1949)
Career record: 267-181 in 17 years, 19-35 in two years at ISU
Basketball office telephone: 515-294-8232
Best time to reach Coach Orr: 9-11:30 a.m.
Assistant Coaches: Gary Cook (Illinois Wesleyan, 1962), Ric Wesley (Central Michigan, 1980)
Sports Information Director: Butch Henry (office 515-294-3372, home 515-232-3243)
Assistant SID: Alan Schultz (home 515-292-1722)



RON HARRIS
Guard-Forward

1981-82 record: 10-17, 5-9 in Big Eight—6th

Lettermen returning (10): (starters in CAPS) RON HARRIS g-f, 6-3, jr., 13.3 ppg, 4.9 rpg; Barry Stevens, f, 6-5, soph., 13.0, 4.5; RON FALENSCHEK, c, 6-11, sr., 8.5, 5.5; Paul Beene, g, 5-11, soph., 6.6, 1.0; TERRENCE ALLEN, g, 6-0, jr., 5.8, 2.1; Raynal Harris, f, 6-6, soph., 1.3, 1.1; Doug Jones, c, 6-9, sr., 1.1, 0.6; Tom Peterson, f, 6-5, soph., 1.0, 0.7; Wesley Wallace, g, 6-2, soph., 0.9, 0.7; Dave Rauker, f, 6-5, jr., 0.5, 0.6.

Lettermen lost (5): ROBERT ESTES, f, 6-6, 10.3, 5.8; MALVIN WARRICK, g, 6-2, 8.9, 5.4; John Kunnert, f-c, 6-6, 2.6, 1.7; Lonzell Simmons, f, 6-5, 0.9, 0.7; Mike DeCello, g, 6-0, 0.0, 0.0.

Newcomers (5): Ted Burbach, g, 6-4, fr.; Brad Dudek, c, 7-1, fr.; Jeff Hornaek, g, 6-3, fr.; David Moss, f, 6-8, fr.; Ron Virgil, g, 6-4, fr.

Series history: Nebraska leads, 103-69, but the teams split two games last year, Nebraska winning in Lincoln, 60-47, Iowa State winning at Ames, 63-61.

1982-83 CYCLONES' SCHEDULE

Nov. 27	Nebraska—Omaha	Jan. 26	Colorado
Dec. 2	Minnesota	Jan. 29	Oklahoma State
Dec. 4	Northeast Missouri State	Feb. 2	at Kansas
Dec. 8	Drake	Feb. 5	at Oklahoma
Dec. 11	at Arizona	Feb. 8	Missouri
Dec. 16	Texas Christian	Feb. 12	Kansas State
Dec. 21	Wisconsin—Oshkosh	Feb. 16	at Colorado
Dec. 28-29	Gator Bowl Classic at Jacksonville, Fla.	Feb. 19	at Nebraska
Jan. 3	Illinois (@ Rosemont, Ill.)	Feb. 23	Kansas
Jan. 8	Chicago State	Feb. 26	at Oklahoma State
Jan. 11	Northern Iowa	Mar. 2	Oklahoma
Jan. 15	at Iowa	Mar. 5	at Missouri
Jan. 18	Nebraska	Mar. 8-11	Big Eight Tournament
Jan. 22	at Kansas State		



UNIVERSITY OF KANSAS

Feb. 5, 1983—12:40 p.m. (CST)—Bob Devaney Sports Center—Lincoln, Neb. (TV)

March 2, 1983—7:35 p.m. (CST)—Allen Field House—Lawrence, Kan.



TED OWENS
Head Coach

School location: Lawrence, Kan. 66044
Nickname: Jayhawks
Colors: Crimson & Blue
Enrollment: 26,200
Conference: Big Eight
Home court: Allen Field House (1955)
Capacity: 17,000
Chancellor: Gene Budig
Athletic Director: to be named.
Head Coach: Ted Owens (Oklahoma, 1951)
Career record: 335-166 in 18 years, all at KU
Basketball office telephone: 913-864-3056
Best time to reach Coach Owens: 11 a.m.
Assistant Coaches: Bob Hill (Bowling Green, 1971), Jo Jo White (Kansas, 1969)
Sports Information Director: Sid Wilson (office 913-864-3417, home 913-841-4220)
Assistant SID: Dick O'Connor (home 913-749-1009)
Assistant SID: Barb Zeff (home 913-272-8619)



KELLY KNIGHT
Center

1981-82 record: 13-14, 4-10 in Big Eight—7th

Lettermen returning (7): (starters in CAPS) KELLY KNIGHT, c, 6-7, jr., 12.4 ppg, 5.6 rpg; JEFF DISHMAN, f, 6-6, sr., 9.3, 5.9; Lance Hill, g, 6-6, sr., 3.6, 1.4; Brian Martin, f-c, 6-8, jr., 3.6, 3.2; TAD BOYLE, g, 6-4, soph., 2.9, 1.4; Mark Summers, f, 6-6, sr., 1.5, 1.2; Mark Ewing, c, 6-9, sr., 0.9, 0.6.

Lettermen lost (2): DAVID MAGLEY, f, 6-7, 17.3, 8.4; TONY GUY, g, 6-6, 14.9, 3.5.

Newcomers (5): Kerry Boagni, f, 6-9, fr.; Jeff Guiot, g, 6-1, fr.; Carl Henry, f, 6-6, jr.; Ron Kellogg, g-f, 6-5, fr.; Calvin Thompson, g-f, 6-6, fr.

Series history: Kansas leads, 119-58, but the teams split two games last year, Nebraska winning in Lincoln, 75-55, Kansas winning at Lawrence, 66-63.

1982-83 JAYHAWKS' SCHEDULE

Nov. 27	U.S. International	Jan. 22	at Oklahoma State
Nov. 29	Bowling Green	Jan. 26	Missouri
Dec. 2	Mississippi Valley	Jan. 29	at Kansas State
Dec. 4	St. Louis	Feb. 2	Iowa State
Dec. 6	at Michigan	Feb. 5	at Nebraska
Dec. 11	at Southern Methodist	Feb. 10	Colorado
Dec. 18	Memphis State	Feb. 12	Oklahoma State
Dec. 20	Alcorn State	Feb. 17	at Missouri
Dec. 29	at Kentucky	Feb. 19	Oklahoma
Jan. 2	Ohio State (@ Kansas City)	Feb. 23	at Iowa State
Jan. 6	at Oral Roberts	Feb. 26	Kansas State
Jan. 8	at Evansville	Mar. 2	Nebraska
Jan. 15	Maine	Mar. 5	at Colorado
Jan. 19	at Oklahoma	Mar. 8-12	Big Eight Tournament



KANSAS STATE UNIVERSITY

Jan. 26, 1983—7:35 p.m. (CST)—Bob Devaney Sports Center—Lincoln, Neb.

Feb. 16, 1983—7:35 p.m. (CST)—Ahearn Fieldhouse—Manhattan, Kan.



JACK HARTMAN
Head Coach

School location: Manhattan, Kan. 66506
 Nickname: Wildcats
 Colors: Purple & White
 Enrollment: 19,982
 Conference: Big Eight
 Home court: Ahearn Fieldhouse (1950)
 Capacity: 11,220
 President: Dr. Duane Acker
 Athletic Director: Dick Towers
 Head Coach: Jack Hartman (Oklahoma State, 1950)
 Career record: 383-174 in 20 years, 239-110 in 12 years at KSU
 Basketball office telephone: 913-532-6531
 Best time to reach Coach Hartman: 10 a.m.-1:30 p.m., weekdays
 Assistant Coaches: Jim Eads (NE Oklahoma, 1967), Darryl Winston (Kansas State)
 Sports Information Director: Mike Scott (office 913-532-6735; home 913-539-9451)
 Assistant SID: Mark Adams (home 913-539-7956)
 Assistant SID: Nancy Raleigh (home 913-539-3931)



LES CRAFT
Center

1981-82 record: 23-8, 10-4 in Big Eight—2nd

Lettermen returning (4): (starters in CAPS) LES CRAFT, c, 6-10, sr., 9.6 ppg, 5.0 rpg; Lafayette Watkins, f, 6-6, soph., 3.9, 2.0; Ed Galvao, g, 6-5, sr., 3.8, 2.3; Kenny Williams, g, 6-4, soph., 1-4, 0-4.

Lettermen lost (6): TYRONE ADAMS, g, 6-6, 14.9, 2.6; RANDY REED, f, 6-7, 14.3, 5.8; ED NEALY, f, 6-7, 11.3, 8.7; TIM JANKOVICH, g, 6-0, 8.1, 1.7; Greg Prudhoe, c, 6-11, 2.6, 1.4; Chris Rorabaugh, f, 6-6, 2.0, 1.3.

Newcomers (6): Jonas Cody, g, 6-2, fr.; Tyrone Jackson, f-g, 6-6, fr.; Fred Marshall, g, 5-9, fr.; Ben Mitchell, f, 6-8, fr.; Jim Roder, g, 6-4, fr.; Alex Williams, f, 6-8, fr.

Series history: Kansas State leads, 92-65, and won both games last year, 76-64, in Lincoln, and 67-50 at Manhattan.

1982-83 WILDCATS' SCHEDULE

Nov. 27	Southern Colorado	Jan. 26	at Nebraska
Dec. 1	California-Davis	Jan. 29	Kansas
Dec. 4	at Wisconsin	Feb. 1	at Oklahoma State
Dec. 8	Illinois	Feb. 5	at Missouri
Dec. 11	Abilene Christian	Feb. 9	Oklahoma
Dec. 18	Indiana	Feb. 12	at Iowa State
Dec. 20	Arizona State	Feb. 16	Nebraska
Dec. 22	at Marquette	Feb. 19	at Colorado
Dec. 28-29	Sun Bowl Classic at El Paso	Feb. 23	Oklahoma State
Jan. 3	Southern Illinois	Feb. 26	at Kansas
Jan. 8	at Texas	Mar. 1	Missouri
Jan. 13	Colorado	Mar. 5	at Oklahoma
Jan. 15	Northern Iowa	Mar. 8-12	Big Eight Tournament
Jan. 22	Iowa State		



UNIVERSITY OF MISSOURI

Jan. 29, 1983—8 p.m. (CST)—Hearnes Center—Columbia, Mo.

Feb. 26, 1983—7:35 p.m. (CST)—Bob Devaney Sports Center—Lincoln, Neb.



NORM STEWART
Head Coach

School location: Columbia, Mo. 65205
Nickname: Tigers
Colors: Old Gold & Black
Enrollment: 24,595
Conference: Big Eight
Home court: Hearnes Center (1972)
Capacity: 12,906
Chancellor: Dr. Barbara S. Uehling
Athletic Director: Dave Hart
Head Coach: Norm Stewart (Missouri, 1956)
Career record: 373-188 in 21 years, 276-146 in 15 years at Missouri
Stewart's office telephone: 314-882-6501 x220
Best time to reach Coach Stewart: Mornings, non-game days
Assistant Coaches: Gene Jones (Missouri, 1968), Bob Sundvold (South Dakota St., 1977), Gary Filbert (Missouri, 1955)
Sports Information Director: Bill Callahan (office 314-882-6501 x210, home 314-442-5826)
Assistant SID: Bob Brendel (office x211, home 314-445-6806)



JON SUNDVOLD
Guard

1981-82 record: 27-4, 12-2 in Big Eight—1st

Lettermen returning (8): (starters in CAPS) JON SUNDVOLD, g, 6-2, sr., 12.2 ppg, 2.1 rpg; STEVE STIPANOVICH, c, 6-11, sr., 11.6, 8.0; PRINCE BRIDGES, g, 6-1, jr., 6.8, 1.6; Michael Walker, g, 6-4, sr., 6.2, 1.7; Mark Dressler, f, 6-6, sr., 4.5, 2.4; Greg Cavener, f, 6-9, soph., 3.0, 3.8; Ron Jones, f, 6-4, jr., 2.3, 1.6; Barry Laurie, g, 6-1, sr., 1.0, 0.4 (1980-81 figures).

Lettermen lost (2): RICKY FRAZIER, f, 6-6, 16.1, 6.5; MARVIN McCrARY, f, 6-4, 9.2, 3.7.

Newcomers (4): Dwight Moody, f, 6-6, soph.; Steve Musser, f, 6-5, fr.; Billy Roundree, g, 6-1, fr.; Lance Scott, c, 6-11, fr.

Series history: The actual series record is in dispute. Nebraska has it 81-70, Missouri, and Missouri has it, 82-69, Missouri, but since the continuous series began in 1921-22, both schools agree that it stands at 74-64, Missouri.

1982-83 TIGERS' SCHEDULE

Nov. 27 North Carolina (@at St. Louis)
 Nov. 30 Augustana (S.D.)
 Dec. 6 Temple
 Dec. 8 Jackson State
 Dec. 11 Oregon State
 Dec. 13 Eastern Illinois
 Dec. 20 Tennessee—Martin
 Dec. 23 at Washington
 Dec. 27-30 Rainbow Classic at Honolulu
 Jan. 9 North Carolina State
 Jan. 12 Northern Iowa
 Jan. 15 Dayton
 Jan. 19 Oklahoma State
 Jan. 22 Oklahoma

Jan. 23 Marquette
 Jan. 26 at Kansas
 Jan. 29 Nebraska
 Feb. 2 at Colorado
 Feb. 5 Kansas State
 Feb. 8 at Iowa State
 Feb. 12 at Oklahoma
 Feb. 17 Kansas
 Feb. 19 at Oklahoma State
 Feb. 23 Colorado
 Feb. 26 at Nebraska
 Mar. 2 at Kansas State
 Mar. 5 Iowa State
 Mar. 8-12 Big Eight Tournament



UNIVERSITY OF OKLAHOMA

Feb. 2, 1983—7:35 p.m. (CST)—Bob Devaney Sports Center—Lincoln, Neb.

Feb. 24, 1983—8:10 p.m. (CST)—Lloyd Noble Center—Norman, Okla. (TV)



BILLY TUBBS
Head Coach

School location: Norman, Okla. 73019
 Nickname: Sooners
 Colors: Crimson & Cream
 Enrollment: 21,500
 Conference: Big Eight
 Home court: Lloyd Noble Center (1975)
 Capacity: 10,871
 President: Dr. J. R. Morris (interim)
 Athletic Director: Wade Walker
 Head Coach: Billy Tubbs (Lamar, 1958)
 Career record: 137-97 in eight years, 31-29 in two years at OU
 Basketball office telephone: 405-325-6511 x301
 Best time to reach Coach Tubbs: 10 a.m.-noon
 Assistant Coaches: Mike Mims (Central State, 1969), Mike Newell (Sam Houston State, 1973), Mike Anderson (East Central State, 1980)
 Sports Information Director: Mike Treps (office: 405-325-6511 x225, home 405-364-9392)
 Assistant SID: Kerry Tharp (office x227, home 405-360-1975)
 Assistant SID: Jeff Seal (office x228, home 405-329-6203)



CHUCK BARNETT
Guard

1981-82 record: 22-11, 8-6 in Big Eight—3rd

Lettermen returning (7): (starters in CAPS) CHUCKY BARNETT, g, 6-4, sr., 18.9 ppg, 3.8 rpg; DAVID LITTLE, f, 6-7, sr., 18.5, 5.0; CHARLES JONES, c, 6-10, sr., 8.1, 6.0; BO OVERTON, g, 6-3, sr., 7.2, 2.0; Calvin Pierce, f, 6-6, jr., 4.4, 3.2; Jan Pannell, g, 6-1, jr., 3.5, 1.3; Bruce Lee, f, 6-8, jr., 2.3, 1.3.

Lettermen lost (4): Larry Hendrix, f, 6-9, 5.3, 2.4; Les Pace, f, 6-7, 5.1, 4.4; Raymond Whitley, g, 6-3, 4.7, 1.0; DARRYL ALLEN, f, 6-7, 4.6, 5.7.

Newcomers (8): Shawn Clark, g, 6-3, fr.; Aaron Combs, f, 6-9, fr.; Mike Dillingham, g, 6-3, fr.; Don Gandy, g-f, 6-4, jr.; Jerome Johnson, f, 6-8, fr.; Wayman Tisdale, f-c, 6-9, fr.; William Tisdale, f-g, 6-4, fr.; Tommy Tubbs, g, 6-0, jr.

Series history: Oklahoma leads, 70-68, and last year the teams split two games, Oklahoma winning at Norman, 51-48, and Nebraska winning in Lincoln, 65-51.

1982-83 SOONERS' SCHEDULE

Nov. 27 at Nevada—Las Vegas
 Nov. 30 Auburn—Montgomery
 Dec. 4 Tulsa
 Dec. 6 Abilene Christian
 Dec. 8 Westmont
 Dec. 11 West Texas State
 Dec. 13 Idaho State
 Dec. 18 Georgia Tech
 Dec. 23 Illinois
 Dec. 27-30 Rainbow Classic at Honolulu
 Jan. 6 Baptist (S.C.)
 Jan. 8 Rider
 Jan. 12 Oklahoma City
 Jan. 15 St. Mary's (Texas)
 Jan. 19 Kansas

Jan. 22 at Missouri
 Jan. 27 Oklahoma State
 Jan. 29 Colorado
Feb. 2 at Nebraska
 Feb. 5 Iowa State
 Feb. 9 at Kansas State
 Feb. 12 Missouri
 Feb. 16 at Oklahoma State
 Feb. 19 at Kansas
 Feb. 24 Nebraska
 Feb. 26 at Colorado
 Mar. 2 at Iowa State
 Mar. 5 Kansas State
 Mar. 8-12 Big Eight Tournament



OKLAHOMA STATE UNIVERSITY

Feb. 9, 1983—7:35 p.m. (CST)—Gallagher Hall—Stillwater, Okla.

March 5, 1983—7:35 p.m. (CST)—Bob Devaney Sports Center—Lincoln, Neb.



PAUL HANSEN
Head Coach

School location: Stillwater, Okla. 74078
Nickname: Cowboys
Colors: Orange & Black
Enrollment: 24,000
Conference: Big Eight
Home court: Gallagher Hall (1939)
Capacity: 6,640
President: Dr. L. L. Boger
Athletic Director: Dr. Richard A. Young
Head Coach: Paul Hansen (Oklahoma City, 1951)
Career record: 125-117 in nine years, 43-38 in three years at OSU
Basketball office telephone: 405-624-5845
Best time to reach Coach Hansen: Mornings
Assistant coaches: Darrel Johnson (Bethany Nazarine, 1977), John Gray (Texas-Arlington, 1981)
Sports Information Director: Pat Quinn (office 405-624-5749, home 405-377-4654)
Assistant SID: Tim Allen (home 405-372-0372)



MATT CLARK
Guard

1981-82 record: 15-12, 7-7 in Big Eight—4th, tie.

Lettermen returning (6): (starters in CAPS) LEROY COMBS, c, 6-8, sr., 12.1 ppg, 7.2 rpg; MATT CLARK, g, 6-3, sr., 12.1, 3.1; JOE ATKINSON, f, 6-7, soph., 9.4, 5.5; Lorenza Andrews, g-f, 6-3, sr., 7.6, 1.9; RAYMOND CRENSHAW, f, 6-7, jr., 5.8, 4.0; Bill Self, g, 6-3, soph., 3.2, 0.8.

Lettermen lost (7): EDDIE HANNON, g, 6-0, 7.5, 2.0; Ricky Jacobs, f, 6-5, 7.0, 3.7; Tracy Penn, g, 6-0, 4.9, 1.3; Brad Livingstone, c, 6-10, 3.3, 2.0; Kim Shahan, g, 6-1, 2.3, 0.4; Jon Phelps, f-c, 6-9, 1.8, 0.7; Craig Stunkel, f, 6-6, 0.5, 0.6.

Newcomers (5): Ronnie Brown, f, 6-7, fr.; Anthony Epps, f, 6-8, jr.; Scott Hunt, g, 6-0, fr.; Mitch Jones, g, 6-3, fr.; David Taylor, f, 6-7, fr.

Series history: Nebraska leads, 42-27, and won two of three games last year. The Huskers lost at Stillwater, 52-50, then won twice in Lincoln, 75-63, and 60-49 in the first round of the Big Eight Tournament.

1982-83 COWBOYS' SCHEDULE

Nov. 29	Houston Baptist	Jan. 27	at Oklahoma
Dec. 1	College of the Ozarks	Jan. 29	at Iowa State
Dec. 4	Dallas Baptist	Feb. 1	Kansas State
Dec. 7	at Tulsa	Feb. 5	at Colorado
Dec. 11	at St. Louis	Feb. 9	Nebraska
Dec. 18	at Louisville	Feb. 12	at Kansas
Dec. 20-21	at Toledo Tournament	Feb. 16	Oklahoma
Dec. 29-30	All-College Tourney at Oklahoma City	Feb. 19	Missouri
Jan. 8	Texas-Arlington	Feb. 23	at Kansas State
Jan. 11	Oral Roberts	Feb. 26	Iowa State
Jan. 15	Centenary	Mar. 2	Colorado
Jan. 19	at Missouri	Mar. 5	at Nebraska
Jan. 22	Kansas	Mar. 8-12	Big Eight Tournament



BIG EIGHT SERIES HISTORY

Key: (H)—Home Games, (A)—Away, (B)—Big Eight Holiday Tournament, (OT)—Overtime

Iowa State

Nebraska leads, 103-69

Series at Bob Devaney Sports Center: Nebraska leads, 4-2.

Series at Hilton Coliseum: Nebraska leads, 6-5.

Year	Neb.	ISU	Year	Neb.	ISU	Year	Neb.	ISU
1908-09	42	20	1932-33	25	30 (H)	1958-59	52	49 (H)
	40	21		43	16 (A)		56	59 (A)
	16-	22	1933-34	37	31 (A)	1959-60	53	57 (A)
	31	17		26	21 (H)		69	49 (H)
1909-10	24	21	1934-35	32	31 (H)	1960-61	58	66 (H)
	29	26		14	22 (A)		62	68 (A)
	23	34	1935-36	40	41 (A)	1961-62	72	84 (A)
	17	18		49	20 (H)		66	79 (H)
1910-11	41	20	1936-37	45	33 (H)	1962-63	68	82 (B)
	31	33		48	31 (A)		69	83 (A)
	27	31	1937-38	35	32 (A)		54	75 (H)
	22	19		50	23 (H)	1963-64	55	52 (A)
1911-12	33	12	1938-39	51	44 (H)		57	55 (H)
	40	14		28	41 (A)	1964-65	62	69 (B)
	31	21	1939-40	44	28 (H)		88	79 (H)
	31	12		33	40 (A)		69	65 (A)
1912-13	29	12	1940-41	38	35 (A)	1965-66	76	74 (A)
	16	10		41	36 (H)		81	70 (H)
	28	8	1941-42	33	39 (A)	1966-67	94	82 (H)
	24	12		39	31 (H)		76	55 (A)
1913-14	15	9	1942-43	38	50 (A)	1967-68	70	85 (A)
	16	3		51	36 (H)		92	93 (H)
	24	16	1943-44	24	56 (H)	1968-69 (ot)	93	99 (A)
	41	13		37	58 (A)		74	75 (H)
1914-15	32	15	1944-45	38	50 (H)	1969-70 (ot)	74	66 (B)
	25	12		45	47 (A)		70	72 (A)
	24	12	1945-46	39	57 (A)		87	81 (H)
	11	25		45	57 (H)	1970-71	84	62 (H)
1915-16	35	21	1946-47	54	51 (B)		69	67 (A)
	31	14		44	61 (A)	1971-72	76	71 (H)
	23	14		54	56 (H)		67	76 (A)
	29	17	1947-48	44	55 (A)	1972-73	64	75 (B)
1916-17	7	19		62	57 (H)		60	81 (A)
	17	24	1948-49	71	50 (H)		76	82 (H)
	22	24		44	41 (A)	1973-74 (3ot)	91	88 (H)
	24	21	1949-50	85	67 (B)		58	76 (A)
1920-21	30	38		64	46 (H)	1974-75	75	62 (H)
	33	16		56	54 (A)		69	82 (A)
	37	11	1950-51	51	49 (H)	1975-76	66	56 (A)
1921-22	21	14		51	67 (A)		82	66 (H)
	7	26	1951-52	66	75 (B)	1976-77	75	55 (B)
1922-23	21	15		72	78 (A)		49	48 (A)
	17	21		75	53 (H)		66	51 (H)
1923-24	18	16	1952-53	83	79 (B)	1977-78	59	65 (H)
	27	14		60	78 (H)		62	56 (A)
1924-25	37	17 (H)		66	93 (A)	1978-79	72	68 (A)
	28	13 (A)	1953-54	74	60 (A)		46	48 (H)
1925-26	18	13 (H)		78	65 (H)	1979-80	58	50 (A)
	27	12 (A)	1954-55	76	63 (H)		69	65 (H)
1926-27	35	19		75	82 (A)	1980-81	61	56 (A)
	24	26	1955-56 (ot)	69	71 (H)		81	61 (H)
1927-28	37	26 (H)		74	94 (A)	1981-82	60	47 (H)
	32	26 (A)	1956-57	69	89 (B)		61	63 (A)
1928-29	45	39 (H)		47	59 (A)	Totals	8,254	7,792
	33	37 (A)		67	58 (H)			
1929-30	32	22 (A)	1957-58	51	61 (B)			
	52	50 (H)		52	57 (H)			
1930-31	31	19 (H)		63	78 (A)			
	28	42 (A)						
1931-32	28	24 (A)						
	32	33 (H)						

Colorado

Series at Bob Devaney Sports Center: Nebraska leads, 4-3.

Series at Events Center: Nebraska leads, 3-0.

Year	Neb.	C.U.	Year	Neb.	C.U.	Year	Neb.	C.U.
1902-03	28	12	1958-59	50	54 (B)	1970-71	77	67 (B)
1919-20	27	16		50	57 (A)		65	63 (A)
	24	17		62	61 (H)		85	71 (H)
1937-38	29	16 (H)	1959-60	55	64 (B)	1971-72	67	55 (H)
1947-48	59	55 (A)		57	62 (A)		57	67 (A)
	58	53 (H)		54	58 (H)	1972-73	59	67 (A)
1948-49	45	43 (H)	1960-61	65	61 (H)		63	71 (A)
	56	45 (A)		51	66 (A)	1973-74	64	65 (A)
1949-50	57	67 (B)	1961-62	56	58 (H)		65	42 (H)
	59	72 (A)		63	74 (A)	1974-75	85	59 (H)
	59	49 (H)	1962-63	47	59 (B)		61	62 (A)
1950-51	45	51 (A)		47	75 (H)	1975-76	66	64 (A)
	58	45 (H)		51	80 (A)		80	61 (H)
1951-52	63	68 (B)	1963-64	58	80 (B)	1976-77	50	55 (B)
	63	61 (H)		52	60 (H)		69	54 (H)
	65	67 (A)		73	89 (A)		73	62 (A)
1952-53	53	67 (B)	1964-65	62	70 (B)	1977-78	64	73 (A)
	80	65 (A)		52	67 (A)		86	75 (H)
	78	86 (H)		66	59 (H)	1978-79	61	74 (B)
1953-54	67	75 (H)	1965-66	70	63 (H)		61	64 (A)
	58	83 (A)		88	95 (A)		79	52 (H)
1954-55	47	89 (B)	1966-67	66	73 (B)	1979-80	53	44 (A)
	84	77 (H)		84	80 (H)		55	56 (H)
	66	77 (A)		57	64 (A)	1980-81	59	62 (H)
1955-56	63	78 (A)	1967-68	87	73 (H)		57	56 (A)
	52	77 (H)		73	76 (A)		**66	70 (H)
1956-57	74	52 (H)	1968-69	81	83 (A)	1981-82	74	57 (A)
	56	60 (A)		79	65 (H)		79	57 (H)
1957-58	50	41 (H)	1969-70	60	72 (B)	Totals	5,490	5,577
	52	54 (A)		60	58 (H)			
				59	76 (A)			

*Colorado forfeit—NCAA Ruling. **Big Eight Tournament.

Oklahoma State

Series at Bob Devaney Sports Center: Nebraska leads, 8-0.

Series at Gallagher Hall: Oklahoma State leads, 15-9.

Year	Neb.	OSU	Year	Neb.	OSU	Year	Neb.	OSU
1926-27	24	27 (A)	1965-66	45	41 (A)	1974-75	73	58 (H)
	35	25 (H)		85	64 (H)		59	58 (A)
1927-28	21	32 (H)	1966-67	73	64 (B)	1975-76	56	49 (B)
	43	47 (A)		67	57 (A)		52	48 (A)
1935-36*	19	36		88	71 (H)		60	54 (H)
1947-48	46	47 (B)	1967-68	48	46 (B)	1976-77	66	54 (H)
1948-49**	35	52		63	62 (A)		80	62 (A)
1958-59	55	48 (B)		82	73 (H)	1977-78	70	58 (B)
	47	44 (H)	1968-69	52	76 (H)		63	57 (H)
	39	54 (A)		63	72 (A)		67	56 (A)
1959-60	47	52 (A)	1969-70	58	81 (A)		**71	63 (H)
	54	47 (H)		61	55 (H)	1978-79	57	66 (A)
1960-61	70	61 (B)	1970-71	71	58 (B)		76	67 (H)
	47	55 (A)		80	59 (H)	1979-80 (ot)	74	73 (H)
	61	65 (H)		57	55 (A)		68	83 (A)
1961-62	52	51 (B)	1971-72	64	56 (B)	1980-81	70	81 (A)
	57	56 (H)		73	59 (H)		62	54 (H)
	64	65 (A)		64	63 (A)	1981-82	50	52 (A)
1962-63	41	51 (A)	1972-73	73	75 (B)		75	63 (H)
	49	48 (H)		55	68 (H)		**60	49 (H)
1963-64	54	53 (H)		76	64 (A)	Totals	4,066	4,074
	45	81 (A)	1973-74	69	82 (B)			
1964-65	61	74 (B)		66	79 (A)			
	54	93 (A)		71	63 (H)			
	53	55 (H)						

*Pre-Olympic at Kansas City, Mo., **NCAA Playoff at Kansas City, Mo., ***Big Eight Tournament.

Colorado leads, 50-39

Nebraska leads, 42-27

Kansas

Kansas leads, 119-58

Series at Bob Devaney Sports Center: Nebraska leads, 6-0.

Series at Allen Field House: Kansas leads, 23-5.

Year	Neb.	K. U.	Year	Neb.	K. U.	Year	Neb.	K. U.
1899-1900	48	8 (H)	1931-32	31	34 (H)	1959-60	47	60 (H)
1901-02	35	29 (A)		19	51 (A)		74	79 (A)
1902-03	23	19 (H)	1932-33	29	32 (A)	1960-61	53	78 (B)
1905-06	17	37 (H)		20	34 (H)		33	38 (H)
1906-07	32	19 (A)	1933-34	24	21 (H)		69	68 (A)
1907-08	20	17 (A)		24	25 (A)	1961-62	68	69 (B)
	23	21 (A)	1934-35	21	32 (A)		69	67 (A)
	26	28 (H)		24	32 (H)		70	73 (H)
	25	28 (H)	1935-36	23	45 (A)	1962-63	53	72 (A)
1908-09	17	36 (A)		36	43 (H)		39	45 (H)
	13	48 (A)	1936-37	22	27 (A)	1963-64	48	74 (A)
	13	18 (H)		37	32 (H)		55	64 (H)
	*22	28	1937-38	33	48 (A)	1964-65	56	66 (H)
	*15	24		47	50 (H)		62	71 (A)
	32	29 (A)	1938-39	48	37 (H)	1965-66	61	71 (B)
1909-10	17	33 (A)		46	49 (A)		83	75 (H)
	16	40 (A)	1939-40	24	40 (A)		73	110 (A)
	20	40 (H)		41	48 (H)	1966-67	58	84 (A)
	13	40 (H)	1940-41	38	44 (A)		57	64 (H)
1910-11	15	11 (A)		53	55 (H)	1967-68	60	71 (A)
	12	37 (A)	1941-42	32	51 (H)		76	69 (H)
	34	24 (H)		30	58 (A)	1968-69	50	82 (B)
	38	26 (A)	1942-43	24	56 (H)		52	56 (H)
1911-12	30	26 (A)		33	52 (A)		73	79 (A)
	49	21 (H)	1943-44	27	51 (A)	1969-70	78	73 (B)
	29	28 (H)		47	56 (H)		84	73 (H)
	30	27 (A)	1944-45	33	48 (A)		87	100 (A)
1912-13	40	26 (H)		59	45 (H)	1970-71	52	72 (B)
	18	16 (A)	1945-46	44	56 (H)		67	81 (H)
	**24	30		30	72 (A)		54	59 (A)
1914-15	17	45 (A)	1946-47	48	46 (H)	1971-72 (ot)	55	57 (A)
	23	30 (A)		37	69 (A)		99	78 (H)
1915-16	34	33 (H)	1947-48	60	64 (B)	1972-73	74	72 (B)
	40	27 (H)		61	57 (A)		59	46 (A)
1916-17	21	19 (A)		70	64 (H)		62	59 (H)
	10	30 (A)	1948-49	52	34 (H)	1973-74	66	75 (B)
1917-18	24	23 (H)		49	39 (A)		64	79 (A)
	25	31 (H)	1949-50	57	56 (H)		46	51 (H)
1918-19	7	31 (A)		36	49 (A)	1974-75	62	63 (B)
	29	24 (A)	1950-51	47	63 (B)		44	72 (A)
1921-22	15	25 (H)		41	66 (A)	(2ot)	77	79 (H)
	18	41 (A)		52	61 (H)	1975-76	66	69 (B)
1922-23	20	30 (A)	1951-52	66	69 (H)		57	54 (H)
	15	36 (H)		52	90 (A)		62	58 (A)
1923-24	18	19 (A)	1952-53	66	73 (B)	1976-77	60	57 (H)
	10	13 (H)		59	65 (H)		66	74 (A)
1924-25	20	25 (H)		58	77 (A)		**58	61 (A)
	20	28 (A)	1953-54	68	79 (A)	1977-78	62	58 (H)
1925-26	14	25 (H)		62	67 (H)		70	75 (A)
	17	30 (A)	1954-55	66	69 (B)	1978-79 (ot)	66	64 (H)
1926-27	27	24 (A)		66	62 (H)		59	66 (A)
	25	34 (H)		66	55 (A)	1979-80	64	57 (H)
1927-28	27	33 (A)	1955-56	56	80 (A)		61	56 (A)
	32	28 (H)		56	60 (H)	1980-81	57	54 (H)
1928-29	30	29 (H)	1956-57	54	69 (H)		49	75 (A)
	37	31 (A)		60	87 (A)	1981-82	75	55 (H)
1929-30	20	27 (A)	1957-58	46	102 (A)		63	66 (A)
	35	36 (H)		43	41 (H)	Total	7,651	8,824
1930-31	31	30 (A)	1958-59	55	63 (H)			
	29	34 (H)		50	66 (A)			

*at Kansas City, Kan.

**at Manhattan, Kan.

***Big Eight Tournament.

Kansas State

Kansas State leads, 92-65

Series at Bob Devaney Sports Center: Nebraska leads, 4-2. Kansas State is 3-5 overall, including a 71-53 win over Arkansas and a 71-69 overtime loss to Louisville in the first two round of the 1980 NCAA Tournament.

Series at Ahearn Fieldhouse: Kansas State leads, 28-6.

Year	Neb.	KSU	Year	Neb.	KSU	Year	Neb.	KSU
1905-06	50	14	1940-41	33	23 (H)	1962-63	53	66 (A)
1907-08	36	18		32	35 (A)		60	72 (H)
1908-09	38	31	1941-42	44	38 (H)	1963-64	78	100 (B)
1909-10	16	27		35	38 (A)		66	73 (H)
	17	28	1942-43	41	32 (A)		48	50 (A)
1911-12	26	25	(ot)	50	47 (H)	1964-65	62	57 (A)
1912-13	27	16		54	47 (H)		67	79 (H)
1914-15	26	19		37	40 (A)	1965-66	82	71 (A)
	26	20	1944-45*	46	49		79	69 (H)
1915-16	21	20		48	70 (A)	1966-67	81	98 (B)
	26	25		47	55 (H)		67	59 (A)
1916-17	13	45	1945-46*	62	47		79	71 (H)
	10	34		44	37 (H)	1967-68	66	62 (B)
1917-18	31	23		49	54 (A)		62	78 (A)
	16	26	1946-47	54	63 (A)		92	68 (H)
1918-19	32	34		54	50 (H)	1968-69	72	95 (A)
	21	30	1947-48	45	64 (H)		88	71 (H)
1921-22	25	24		49	56 (A)	1969-70	64	71 (H)
	21	13	1948-49	34	48 (B)		62	79 (A)
1922-23	21	15		70	48 (H)	1970-71	69	70 (A)
	14	17		28	53 (A)		87	71 (H)
1923-24	27	14	1949-50	65	63 (H)	1971-72	61	60 (H)
	23	26		60	63 (A)	(ot)	76	81 (A)
1924-25	23	11 (A)	1950-51	53	72 (B)	1972-73	55	82 (H)
	32	20 (H)		50	79 (H)		70	97 (A)
1925-26	26	41 (A)		48	74 (A)	1973-74	47	68 (B)
	21	28 (H)	1951-52	67	87 (B)		65	73 (H)
1926-27	23	34		36	71 (A)		58	54 (A)
	26	24		60	75 (H)	1974-75	63	80 (B)
1927-28	24	29 (H)	1952-53	80	67 (H)		74	61 (H)
	22	28 (A)		80	108 (A)		64	65 (A)
1928-29	21	30 (A)	1953-54	78	74 (B)	1975-76	65	59 (A)
	62	45 (H)		88	75 (H)		53	65 (H)
1929-30	41	39 (A)		70	91 (A)	1976-77	52	57 (H)
	42	46 (H)	1954-55	89	59 (H)		62	67 (A)
1930-31	37	31 (A)		62	79 (A)	1977-78	60	69 (B)
	30	32 (H)	1955-56	51	79 (B)		77	63 (A)
1931-32	20	32 (A)		52	66 (H)		63	50 (H)
	32	26 (H)		50	73 (A)	1978-79	55	53 (H)
1932-33	31	25 (H)	1956-57	53	89 (A)		46	58 (A)
	30	36 (A)		56	81 (H)	(2ot)**	60	61 (A)
1933-34	24	25 (A)	1957-58	57	88 (B)	(2ot)	64	66 (A)
	38	31 (H)		59	74 (A)		70	58 (H)
1934-35	41	47 (A)		55	48 (H)		**	59
	28	21 (H)	1958-59	43	56 (H)	1980-81	59	49 (H)
1935-36	43	30 (H)		54	76 (A)		49	66 (A)
	40	32 (A)	1959-60	63	71 (B)	1981-82	64	75 (H)
1936-37	41	38 (A)		70	60 (H)		50	67 (A)
	40	37 (H)		74	83 (A)	Totals	7,654	8,277
1937-38	46	32 (H)	1960-61	67	77 (H)			
	29	41 (A)		56	75 (A)			
1938-39	38	43 (A)	1961-62	48	60 (B)			
	42	34 (H)		53	72 (A)			
1939-40	25	32 (A)		60	84 (H)			
	61	28 (H)						

*at Kansas City, Mo.

**Big Eight Tournament.

Missouri

Missouri leads, 80-71†

Series at Bob Devaney Sports Center: Nebraska leads, 4-2. Missouri is 4-4 overall, including wins over San Jose State and Notre Dame in 1980 NCAA Midwest Regional.

Series at Hearnes Center: Missouri leads, 9-2.

Year	Neb.	M.U.	Year	Neb.	M.U.	Year	Neb.	M.U.
1907-08	43	31	1940-41	40	29 (H)	1961-62	65	63 (A)
1908-09	24	26		38	36 (A)		63	81 (H)
1910-11	26	39	1941-42	51	45 (H)	1962-63	61	69 (H)
	19	16		41	40 (A)		72	84 (A)
	30	23	1942-43	39	36 (A)	1963-64	74	69 (H)
	20	23		56	50 (H)		60	78 (A)
1916-17	16	18	1943-44	32	36 (H)	1964-65	74	92 (H)
	7	18		29	44 (A)		66	84 (A)
1917-18	8	16	1944-45	41	47 (H)	1965-66 (ot)	69	67 (B)
1918-19	35	25		54	55 (A)		82	60 (H)
	28	13	1945-46*	54	63 (A)		71	53 (A)
	28	26		44	42 (A)	1966-67	99	82 (H)
	21	14		42	39 (H)		80	73 (A)
1921-22	31	46	1946-47	41	47 (A)	1967-68	75	66 (H)
	16	55		49	60 (H)		70	91 (A)
1922-23	18	33	1947-48	46	44 (B)	1968-69	76	70 (B)
	23	39		54	66 (H)		87	71 (H)
1923-24	24	18		41	47 (A)		60	79 (A)
	31	11	1948-49	50	52 (B)	1969-70	60	48 (H)
1924-25	25	20 (A)		47	46 (H)		63	80 (A)
	24	21 (H)		52	48 (A)	1970-71	81	72 (H)
1925-26	24	26 (H)	1949-50	50	41 (H)		65	77 (A)
	22	24 (A)		55	48 (A)	1971-72	64	76 (B)
1926-27	35	23	1950-51	54	52 (B)		65	80 (A)
	27	22		54	52 (H)		54	61 (H)
1927-28	15	36 (A)		57	68 (A)	1972-73	65	78 (H)
	36	26 (H)	1951-52	55	60 (H)		70	86 (A)
1928-29	25	30 (H)		53	68 (A)	1973-74	75	58 (H)
	39	33 (A)	1952-53	73	62 (H)		88	87 (A)
1929-30	21	27 (A)		59	66 (A)	1974-75	74	88 (A)
	34	31 (H)	1953-54	57	72 (B)		80	77 (H)
1930-31	42	32 (H)		80	72 (H)	1975-76	57	62 (H)
	20	33 (A)		67	62 (A)	(ot)	84	95 (A)
1931-32	18	30 (A)	1954-55	58	75 (B)	1976-77	63	76 (A)
	28	32 (H)		59	67 (A)		60	58 (H)
1932-33	33	37 (A)		73	76 (H)	1977-78	56	55 (H)
	31	39 (H)	1955-56	66	71 (B)		52	74 (A)
1933-34	26	36 (A)		83	77 (H)		**58	61 (A)
	34	27 (H)		80	88 (A)	1978-79 (ot)	58	56 (B)
1934-35	31	32 (A)	1956-57	70	65 (B)		60	76 (A)
	21	23 (H)		84	65 (A)		76	64 (H)
1935-36	31	26 (H)		53	49 (H)	1979-80	63	84 (H)
	43	33 (A)	1957-58	54	55 (A)		60	73 (A)
1936-37	31	22 (A)		67	62 (H)	1980-81	66	53 (H)
	50	21 (H)	1958-59	81	69 (H)		45	55 (A)
1937-38	18	27 (H)		81	79 (A)	1981-82	42	44 (H)
	30	38 (A)	1959-60	78	67 (B)		67	51 (A)
1938-39	41	54 (A)		61	69 (A)		**53	58
	36	46 (H)		64	59 (H)	Totals	7,700	7,802
1939-40	33	46 (A)	1960-61	90	72 (B)			
	40	41 (H)		62	48 (H)			
				76	97 (A)			

*at Kansas City, Mo.

**Big Eight Tournament.

†The actual series record is in dispute as Missouri records show the Tigers with an 82-69 lead. All discrepancies occurred before the continuous series began in 1921-22, though, and both schools agree on a 74-64 Missouri lead since then.

Oklahoma

Series at Bob Devaney Sports Center: Nebraska leads, 5-2.

Series at Lloyd Noble Arena: Oklahoma leads, 5-2.

Year	Neb.	O.U.	Year	Neb.	O.U.	Year	Neb.	O.U.
1920-21	34	20	1945-46	48	70 (A)	1965-66	92	79 (B)
	32	21		44	51 (H)		86	78 (H)
1921-22	21	29	1946-47	52	63 (B)		85	81 (A)
	39	34		44	41 (H)	1966-67	87	99 (A)
1922-23	25	19		49	63 (A)		97	78 (H)
	25	31	1947-48	57	79 (A)	1967-68	75	65 (B)
1923-24	35	21		74	81 (H)		110	90 (H)
	20	32	1948-49	45	47 (A)		89	83 (A)
1924-25	23	18 (A)		49	56 (H)	1968-69	70	47 (B)
	31	17 (H)		*37	56		90	83 (H)
1926-27	37	29	1949-50	57	55 (A)		70	64 (A)
	36	26		48	64 (H)	1969-70	70	60 (A)
1927-28	36	38 (H)	1950-51	49	72 (A)		79	66 (H)
	28	43 (A)		46	44 (H)	1970-71	67	79 (A)
1928-29	20	29 (A)	1951-52	67	66 (H)		56	65 (H)
	34	39 (H)		59	65 (A)	1971-72	84	68 (B)
1929-30	35	30 (H)	1952-53	59	53 (A)		77	70 (H)
	47	37 (A)		70	78 (H)	1972-73	70	72 (A)
1930-31	36	30 (A)	1953-43	70	86 (B)		74	67 (H)
	41	30 (H)		76	72 (H)	1973-74	59	67 (A)
1931-32	34	37 (H)		68	76 (A)		63	58 (H)
	32	46 (A)	1954-55	75	67 (H)	1974-75	68	85 (A)
1932-33	35	39 (A)		76	78 (A)		75	64 (B)
	27	38 (H)	1955-56 (ot)	68	61 (A)		68	61 (A)
1933-34	36	44 (H)	(ot)	64	63 (H)	(ot)	57	65 (H)
	23	53 (A)	1956-57	53	55 (A)	1975-76	75	53 (B)
1934-35	32	38 (A)		64	55 (H)		68	67 (H)
	32	24 (H)	1957-58	57	54 (H)		60	65 (A)
1935-36	40	33 (A)		39	66 (A)	1976-77	66	56 (B)
	55	28 (H)	1958-59	60	43 (B)		58	65 (H)
1936-37	31	34 (H)		48	54 (A)		62	72 (A)
	33	29 (A)		54	65 (H)	1977-78	75	68 (B)
1937-38	48	50 (A)	1959-60	54	63 (A)		78	64 (A)
	52	42 (H)		49	50 (H)		68	74 (H)
1938-39	39	56 (A)	1960-61	58	69 (A)	1978-79	69	53 (B)
	45	53 (H)		83	61 (H)		74	56 (H)
1939-40	41	56 (H)	1961-62	57	56 (H)		58	79 (A)
	28	45 (A)		71	69 (A)	1979-80	59	58 (H)
1940-41	29	40 (H)	1962-63	93	86 (B)		60	78 (A)
	43	42 (A)		77	84 (A)	**75	68 (H)	
1941-42	29	37 (A)		75	77 (H)	1980-81	71	59 (A)
	41	46 (H)	1963-63	66	75 (B)		90	63 (H)
1942-43	32	56 (H)		76	69 (H)	1981-82	48	51 (A)
	48	65 (A)		76	82 (A)		65	51 (H)
1943-44	35	45 (A)	1964-65	82	89 (A)	Totals	7,696	7,770
	32	43 (H)		67	63 (H)			
1944-45	37	44 (H)						
	45	48 (A)						

*NCAA Playoff at Kansas City, Mo.

**Big Eight Tournament.

BIG EIGHT SERIES RECORDS

Nebraska vs. Colorado—

Consecutive wins (year ended): Nebraska 8 (1949-50, first eight games of series); Colorado 11 (1964-65).

Points scored: Nebraska 88, at Boulder, Mar. 5, 1966; Colorado 95, at Boulder, Mar. 5, 1966.

Combined score: 183, Colorado 95, Nebraska 88, at Boulder, Mar. 5, 1966.

Winning margin: Nebraska 27, in Lincoln, Feb. 3, 1979 (79-52); Colorado 42, at Big 8 Tournament, Dec. 29, 1954 (89-47).

Nebraska vs. Iowa State—

Consecutive wins (year ended): Nebraska 9 (1914-15); Iowa State 7 (1962-63).

Points scored: Nebraska 94, in Lincoln, Feb. 11, 1967; Iowa State 99, at Ames, Jan. 25, 1969.

Combined score: 192, Iowa State 99, Nebraska 93, at Ames, Jan. 25, 1969.

Winning margin: Nebraska 29, in Lincoln, Feb. 15, 1936 (49-20); Iowa State 32, in Lincoln, Jan. 8, 1944 (58-35).

Nebraska vs. Kansas—

Consecutive wins (year ended): Nebraska 8 (1912-13); Kansas 12 (twice, 1944-45, 1954-55).

Points scored: Nebraska 99, in Lincoln, Feb. 19, 1972; Kansas 110, at Lawrence, Feb. 26, 1966.

Combined score: 187, Kansas 100, Nebraska 87, at Lawrence, Feb. 17, 1970.

Winning margin: Nebraska 40, in Lincoln, Mar. 2, 1900 (48-8); Kansas 56, at Lawrence, Feb. 8, 1958 (102-46).

Nebraska vs. Kansas State—

Consecutive wins (year ended): Nebraska 6 (1937-38); Kansas State 11 (1964-65).

Points scored: Nebraska 92, in Lincoln, Feb. 10, 1968; Kansas State 108, at Manhattan, Mar. 10, 1953.

Combined score: 188, Kansas State 108, Nebraska 80, at Manhattan, Mar. 10, 1953.

Winning margin: Nebraska 36, 1905-06 (50-14, first game of series); Kansas State 36, at Manhattan, Feb. 4, 1957 (89-53).

Nebraska vs. Missouri—

Consecutive wins (year ended): Nebraska 6 (three times, 1943-44, 1950-51, 1967-68); Missouri 6 (three times, 1933-34, 1940-41, 1973-74).

Points scored: Nebraska 99, in Lincoln, Jan. 28, 1967; Missouri 97, at Columbia, Mar. 6, 1961.

Combined score: 181, Nebraska 99, Missouri 82, in Lincoln, Jan. 28, 1967.

Winning margin: Nebraska 29, in Lincoln, Feb. 19, 1937 (50-21); Missouri 39, 1921-22 (55-16).

Nebraska vs. Oklahoma—

Consecutive wins (year ended): Nebraska 9 (1970-71); Oklahoma 11 (1946-47).
Points scored: Nebraska 110, in Lincoln, Jan. 27, 1968; Oklahoma 99, at Norman, Jan. 9, 1967.
Combined score: 200, Nebraska 110, Oklahoma 90, in Lincoln, Jan. 27, 1968.
Winning margin: Nebraska 27, in Lincoln, Feb. 24, 1936 (55-28), in Lincoln, Feb. 28, 1981 (90-63); Oklahoma 30, at Norman, Feb. 17, 1934 (53-23).

Nebraska vs. Oklahoma State—

Consecutive wins (year ended): Nebraska 8 (1968-69); Oklahoma State 6 (1958-59).
Points scored: Nebraska 88, in Lincoln, Mar. 6, 1967; Oklahoma State 93, at Stillwater, Jan. 9, 1965.
Combined score: 159, Nebraska 88, Oklahoma State 71, in Lincoln, Mar. 6, 1967.
Winning margin: Nebraska 21, in Lincoln (twice), Mar. 7, 1966 (85-64), Jan. 30, 1971 (80-59); Oklahoma State 39, at Stillwater, Jan. 9, 1965 (93-54).

1983 BIG EIGHT TELEVISION SERIES

Saturday Afternoon NBC/TVS Schedule (All times Central)

January	22—Nebraska at Colorado	11:00 a.m.
January	29—Oklahoma State at Iowa State	1:00 p.m.
February	5—Kansas at Nebraska	12:30 p.m.
	Kansas State at Missouri	2:30 p.m.
February	12—Missouri at Oklahoma	12:00 noon
February	19—Oklahoma at Kansas	2:00 p.m.
February	26—Kansas State at Kansas	3:00 p.m.
March	5—Wildcard Doubleheader	12:00 noon
		2:00 p.m.

Weeknight Metrosports and ESPN

January	13—Colorado at Kansas State	8:00 p.m.
January	18—Nebraska at Iowa State	8:00 p.m.
January	27—Oklahoma State at Oklahoma	8:00 p.m.
February	1—Kansas State at Oklahoma State	8:00 p.m.
February	8—Missouri at Iowa State	8:00 p.m.
February	17—Kansas at Missouri	8:00 p.m.
February	24—Nebraska at Oklahoma	8:00 p.m.
March	1—Missouri at Kansas State	8:00 p.m.
March	11—Tournament semifinals	7:00 & 9:00 p.m.
March	12—Tournament final	8:00 p.m.

BIG EIGHT CONFERENCE

1982-83 COMPOSITE BASKETBALL SCHEDULE

Nov. 26	Denver at Nebraska Oregon at Colorado	Dec. 18	Wyoming at Nebraska Memphis State at Kansas Cincinnati at Colorado Texas Christian at Iowa State Indiana at Kansas State Oklahoma State at Louisville Georgia Tech at Oklahoma
Nov. 27	Nebraska-Omaha at Iowa State U.S. International at Kansas Oklahoma at Nevada-Las Vegas So. Colorado at Kansas State North Carolina vs. Missouri @ St. Louis	Dec. 20	Missouri Western at Nebraska Tennessee-Martin at Missouri Alcorn State at Kansas Arizona State at Kansas State Oklahoma State at Toledo Tournament
Nov. 29	Nebraska at Montana Bowling Green at Kansas North Dakota at Colorado Houston Baptist at Oklahoma State	Dec. 21	Oklahoma State at Toledo Tournament Colorado at Texas Christian Wisconsin-Oshkosh at Iowa State
Nov. 30	Auburn-Montgomery at Oklahoma Augustana at Missouri	Dec. 22	Kansas State at Marquette
Dec. 1	California-Davis at Kansas State College of Ozarks at Oklahoma State	Dec. 23	Illinois at Oklahoma Missouri at Washington Utah at Colorado
Dec. 2	Minnesota at Iowa State Mississippi Valley at Kansas Duke at Colorado	Dec. 27	Missouri at Rainbow Classic Oklahoma at Rainbow Classic
Dec. 4	Nebraska at Creighton Kansas State at Wisconsin Dallas Baptist at Oklahoma State NE Missouri State at Iowa State St. Louis at Kansas Texas at Colorado Tulsa at Oklahoma	Dec. 28	Missouri at Rainbow Classic Oklahoma at Rainbow Classic Iowa State at Gator Bowl Classic Kansas State at Sun Bowl Classic Colorado at Wyoming
Dec. 6	Kansas at Michigan Temple at Missouri Abilene Christian at Oklahoma	Dec. 29	Nebraska at Hoosier Classic Missouri at Rainbow Classic Oklahoma at Rainbow Classic Iowa State at Gator Bowl Classic Kansas State at Sun Bowl Classic Oklahoma State at All-College Tournament Kansas at Kentucky
Dec. 7	Oklahoma at Tulsa	Dec. 30	Nebraska at Hoosier Classic Missouri at Rainbow Classic Oklahoma at Rainbow Classic Oklahoma State at All-College Tournament
Dec. 8	Missouri-Kansas City at Nebraska Jackson State at Missouri Westmont at Oklahoma Illinois at Kansas State Drake at Iowa State Colorado State at Colorado	Jan. 2	Kansas vs. Ohio State @ Kansas City
Dec. 11	Baylor at Nebraska Kansas at Southern Methodist Colorado at Loyola Iowa State at Arizona Abilene Christian at Kansas State West Texas State at Oklahoma Oregon State at Missouri Oklahoma State at St. Louis	Jan. 3	Nebraska vs. Arkansas @ Little Rock Illinois-Rosemont at Iowa State Southern Illinois at Kansas State
Dec. 13	Eastern Illinois at Missouri	Jan. 5	St. Louis at Colorado
Dec. 14	Idaho State at Oklahoma	Jan. 6	Baptist at Oklahoma Kansas at Oral Roberts
		Jan. 7	Mesa at Nebraska
		Jan. 8	Texas-Arlington at Oklahoma State Rider at Oklahoma Kansas at Evansville Kansas State at Texas Chicago State at Iowa State

Jan. 11	Oral Roberts at Oklahoma State Northern Iowa at Iowa State	Feb. 8	Missouri at Iowa State
Jan. 12	Northern Iowa at Missouri Oklahoma City at Oklahoma	Feb. 9	Nebraska at Oklahoma State Colorado at Kansas Oklahoma at Kansas State
Jan. 13	Colorado at Kansas State	Feb. 12	Colorado at Nebraska Kansas State at Iowa State Oklahoma State at Kansas Missouri at Oklahoma
Jan. 15	SW Missouri at Nebraska Centenary at Oklahoma State St. Mary's at Oklahoma Iowa State at Iowa Dayton at Missouri Northern Iowa at Kansas State Maine at Kansas Wisconsin-Milwaukee at Colorado	Feb. 16	Nebraska at Kansas State Iowa State at Colorado Oklahoma at Oklahoma State
Jan. 18	Nebraska at Iowa State	Feb. 17	Kansas at Missouri
Jan. 19	Kansas at Oklahoma State Oklahoma at Missouri	Feb. 19	Iowa State at Nebraska Kansas State at Colorado Oklahoma at Kansas Missouri at Oklahoma State
Jan. 22	Nebraska at Colorado Iowa State at Kansas State Kansas at Oklahoma State Oklahoma at Missouri	Feb. 23	Colorado at Missouri Kansas at Iowa State Oklahoma State at Kansas State
Jan. 26	Kansas State at Nebraska Colorado at Iowa State Missouri at Kansas	Feb. 24	Nebraska at Oklahoma
Jan. 27	Oklahoma State at Oklahoma	Feb. 26	Missouri at Nebraska Oklahoma at Colorado Iowa State at Oklahoma State Kansas State at Kansas
Jan. 29	Nebraska at Missouri Colorado at Oklahoma Oklahoma State at Iowa State Kansas at Kansas State	Mar. 1	Missouri at Kansas State
Feb. 1	Kansas State at Oklahoma State	Mar. 2	Nebraska at Kansas Colorado at Oklahoma State Oklahoma at Iowa State
Feb. 2	Oklahoma at Nebraska Missouri at Colorado Iowa State at Kansas	Mar. 5	Oklahoma at Nebraska Kansas at Colorado Iowa State at Missouri Kansas State at Oklahoma
Feb. 5	Kansas at Nebraska Oklahoma State at Colorado Iowa State at Oklahoma Kansas State at Missouri	Mar. 8	Big Eight Tournament First Round at campus sites
		Mar. 11	Big Eight Tournament Semifinals at Kansas City
		Mar. 12	Big Eight Tournament Final at Kansas City

1982-83 NEBRASKA BASKETBALL TRAVEL PLANS

(subject to change)

UNIVERSITY OF MONTANA (Missoula, Mont.)

Sunday, November 28—Leave Lincoln, 10:51 a.m. (Frontier #83)
Arrive Missoula, 3:25 p.m. (Frontier #511)

Practice: 5:30 p.m.

Headquarters: Village Red Lion Inn (406-728-3100)

Tuesday, November 30—Leave Missoula, 7:39 a.m. (Frontier #142)
Arrive Lincoln, 2:27 p.m. (Frontier #306)

CREIGHTON UNIVERSITY (Omaha, Neb.)

Saturday, December 4—Leave Lincoln, 3:30 p.m.
Arrive Omaha, 4:30 p.m.
Leave Omaha, 10:30 p.m.
Arrive Lincoln, 11:30 p.m.

HOOSIER CLASSIC (Indianapolis, Ind.)

Monday, December 27—Leave Lincoln, 4:45 p.m. (Midway #80)
Arrive Indianapolis, 9:51 p.m. (TWA #446)

Practice: To be announced

Headquarters: Hyatt Regency Hotel (317-632-1234)

Friday, December 31—Leave Indianapolis, 10:20 a.m. (TWA #181)
Arrive Lincoln, 2:38 p.m. (Frontier #306)

UNIVERSITY OF ARKANSAS (Little Rock, Ark.)

Sunday, January 2—Leave Lincoln, 12:25 p.m. (Miss. Valley #74)
Arrive Little Rock, 7:47 p.m. (TWA #771)

Practice: 12 noon, Jan. 3

Headquarters: Camelot Inn (501-372-4371)

Tuesday, January 4—Leave Little Rock, 7:35 a.m. (TWA #510)
Arrive Lincoln, 1:35 p.m. (Miss. Valley #73)

IOWA STATE UNIVERSITY (Ames, Iowa)

Monday, January 17—Leave Lincoln, 4:30 p.m. (state planes)

Practice: 11:30 a.m., Jan. 18

Headquarters: Gateway Center Hotel (515-292-8600)

Tuesday, January 18—Leave Ames, 11 p.m.
Arrive Lincoln, 1 a.m., Jan. 19

UNIVERSITY OF COLORADO (Boulder, Colo.)

Friday, January 21—Leave Lincoln, 10:51 a.m. (Frontier #83)
Arrive Denver, 12 noon (MST)

Practice: 5 p.m., Jan. 21

Headquarters: Hilton Harvest House Hotel (303-443-3850)

Saturday, January 22—Leave Denver, 7:40 p.m. (Frontier #314)
Arrive Lincoln, 10:14 p.m. (CST)

UNIVERSITY OF MISSOURI (Columbia, Mo.)

Friday, January 28—Leave Lincoln, 2 p.m. (state planes)
Arrive Columbia, 4 p.m.

Practice: 5:30 p.m., Jan. 28; 11:30 a.m., Jan. 29

Headquarters: Holidome (314-449-2491)

Saturday, January 29—Leave Columbia, 10:30 p.m.
Arrive Lincoln, 12:30 a.m., Jan. 30

OKLAHOMA STATE UNIVERSITY (Stillwater, Okla.)

Tuesday, February 8—Leave Lincoln, 2 p.m. (state planes)
Arrive Stillwater, 4 p.m.

Practice: 5:30 p.m., Feb. 8

Headquarters: Stillwater Holiday Inn (405-372-0800)

Wednesday, February 9—Leave Stillwater, 10:30 p.m.
Arrive Lincoln, 12:30 a.m., Feb. 10

KANSAS STATE UNIVERSITY (Manhattan, Kan.)

Tuesday, February 15—Leave Lincoln, 4:30 p.m. (Continental bus)
Arrive Manhattan, 8:30 p.m.

Practice: 11:30 a.m., Feb. 16

Headquarters: University Ramada Inn (913-539-7531)

Wednesday, February 16—Leave Manhattan, 10:30 p.m.
Arrive Lincoln 1:30 a.m., Feb. 17

UNIVERSITY OF OKLAHOMA (Norman, Okla.)

Wednesday, February 23—Leave Lincoln, 2 p.m. (state planes)
Arrive Norman, 4:30 p.m.

Practice: 5:30 p.m., Feb. 23; 11:30 a.m., Feb. 24

Headquarters: Norman Holiday Inn (405-329-1624)

Thursday, February 24—Leave Norman, 10:30 p.m.
Arrive Lincoln, 1 a.m., Feb. 25


UNIVERSITY OF KANSAS (Lawrence, Kan.)

Tuesday, March 1—Leave Lincoln, 4:30 p.m. (state planes)
Arrive Lawrence, 5:45 p.m.

Practice: 11:30 a.m., March 2

Headquarters: Ramada Inn (913-842-7030)

Wednesday, March 2—Leave Lawrence, 10:30 p.m.
Arrive Lincoln, 11:45 p.m.



1981-82 NU IN REVIEW

FINAL 1981-82 HUSKER BASKETBALL STATISTICS

(28 Games—Won 16, Lost 12)

(Returnees in boldface)

Player	g-gs	min-avg.	fg-fga	pct.	ft-fta	pct.	rb	avg.	pf-d	as	to	bs	st	pts.	avg.
Moore	27-27	1017-37.7	110-257	.428	123-131	.939	58	2.1	38-0	109	43	0	35	343	12.7
Collins	28-28	850-30.4	111-221	.502	47-60	.783	58	2.1	73-2	68	38	4	38	269	9.6
H. Johnson	28-27	684-24.4	118-286	.413	24-33	.727	28	1.0	75-4	45	51	1	17	260	9.3
Downing	28-1	633-22.6	78-165	.473	32-41	.780	84	3.0	56-2	47	36	12	26	188	6.7
Smith	26-11	389-15.0	64-105	.610	28-41	.683	65	2.5	45-3	17	24	6	14	156	6.0
Renfro	28-10	581-20.8	54-108	.500	39-63	.619	105	3.8	72-3	33	30	9	22	147	5.3
Shoecraft	28-1	562-20.1	48-83	.578	45-68	.662	122	4.4	41-0	24	25	4	7	141	5.2
L. Johnson	27-17	408-15.1	47-74	.635	31-49	.633	76	2.8	77-2	21	18	23	7	125	4.6
Walton	25-18	326-13.0	30-77	.390	27-40	.675	54	2.2	37-0	17	17	0	2	87	3.5
Scarlett	9-0	40-4.4	8-21	.381	4-6	.667	17	1.9	4-0	1	5	0	0	20	2.2
Matzke	9-0	41-4.6	6-19	.316	3-6	.500	17	1.9	8-0	1	5	0	1	15	1.7
Hughes	12-0	55-4.6	4-18	.222	2-6	.333	4	0.3	3-0	5	4	0	3	10	0.8
Chacon	2-0	8-4.0	1-3	.333	4-5	.800	5	2.5	2-0	0	2	0	0	6	3.0
Stange	9-0	31-3.4	0-4	.000	0-3	.000	5	0.6	2-0	2	4	1	3	0	0.0

Team rebounds: 79

Nebraska	28	5625	679-1441	.471	409-552	.741	777	27.8	533-16	390	302	60	175	1767	63.1
Opponents	28	5625	607-1351	.449	335-474	.707	883	31.5	532-17	306	458	59	131	1549	55.3

Opponent individual high: 26, Terry Teagle, Baylor.

Dead-ball rebounds (not in totals): NU 68, Opponents 60.

FINAL 1982 HUSKER BIG EIGHT BASKETBALL STATISTICS

(14 Games—Won 7, Lost 7)

(Returnees in boldface)

Player	g-gs	min-avg.	fg-fga	pct.	ft-fia	pct.	rb	avg.	pf-d	as	to	bs	st	pts.	avg.
Moore	14-14	538-38.4	55-137	.401	60-64	.938	26	1.9	19-0	57	18	0	17	170	12.1
Collins	14-14	431-30.8	54-113	.478	25-30	.833	29	2.1	37-2	38	16	3	23	133	9.5
H. Johnson	14-14	315-22.5	53-130	.408	15-18	.833	15	1.1	39-3	22	24	0	11	121	8.6
Smith	14-9	267-19.1	50-79	.633	13-19	.684	43	3.1	31-3	12	15	4	8	113	8.1
Downing	14-0	338-24.1	41-93	.441	22-28	.786	44	3.1	34-1	27	19	6	11	104	7.4
Shoecraft	14-0	300-21.4	29-42	.690	25-36	.694	70	5.0	23-0	15	12	2	3	83	5.9
Renfro	14-8	284-20.3	25-54	.463	11-18	.611	50	3.6	33-1	20	15	2	6	61	4.4
L. Johnson	13-5	176-13.5	20-37	.541	9-16	.563	35	2.7	36-1	9	6	6	2	49	3.8
Walton	13-6	116-8.9	7-21	.333	8-14	.571	18	1.4	13-0	8	4	0	0	22	1.7
Hughes	4-0	10-2.5	2-7	.286	2-3	.667	1	0.3	1-0	1	2	0	0	6	1.5
Scarlett	4-0	9-2.3	3-5	.600	0-0	----	3	0.8	1-0	1	1	0	0	6	1.5
Matzke	4-0	9-2.3	2-3	.667	1-1	1.000	2	0.5	1-0	0	0	0	0	5	1.3
Stange	4-0	7-1.8	0-1	.000	0-0	----	2	0.5	2-0	0	0	1	1	0	0.0
Team rebounds: 45															
Nebraska	14	2800	341-722	.472	191-247	.773	383	27.4	270-11	210	132	24	82	873	62.4
Opponents	14	2800	310-652	.475	179-259	.691	430	30.7	263-7	164	202	35	72	799	57.1

Opponent individual high: 25, Randy Reed, Kansas State.

Dead-ball rebounds (not in totals): NU 22, Opponents 24.

1981-82 HUSKER SCHEDULE, SCORES, ATTENDANCE, LEADERS

Date	NU	Opp.	Result	Attendance	Leading Scorer	Leading Rebounder	NU%	Opp.%
11/27	48	at Wyoming	L	7,942	10 Walton	6 L. Johnson	.316	.481
11/30	74	WISCONSIN-STEVENS PT.	W	6,489	12 Collins	8 Walton	.442	.365
12/5	86	CREIGHTON	W	13,378	21 Moore	7 Renfro	.569	.323
12/7	70	SOUTH DAKOTA STATE	W	7,453	22 Moore	8 Downing	.328	.459
12/9	64	at Baylor	W	4,350	17 Moore	5 Walton	.600	.481
12/19	71	BALL STATE	W	8,273	13 Moore	6 Downing	.510	.423
12/21	58	at Penn State	L	2,934	15 Moore	7 L. Johnson	.487	.432
12/23	51	at Colorado State	L	5,692	13 H. Johnson	6 Renfro	.404	.479
12/28	63	* Air Force	W	2,129	21 Moore	6 Shoecraft	.488	.354
12/29	53	* at Northern Iowa	W	2,414	13 Collins	7 Shoecraft	.500	.321
1/6	93	SACRAMENTO STATE	W	6,323	19 L. Johnson	7 Matzke, Smith, Walton	.513	.342
1/9	50	ARKANSAS	L	14,548	13 Collins	4 L. Johnson	.583	.621
1/13	75	# KANSAS	W	11,632	16 Collins	11 Shoecraft	.500	.337
1/16	42	# MISSOURI	L	14,458	9 H. Johnson	4 L. Johnson, Renfro, Shoecraft	.435	.588
1/20	50	# at Oklahoma State	L	5,250	10 Moore	7 Downing	.444	.440
1/23	60	# IOWA STATE	W	9,223	11 Moore	6 L. Johnson, Walton	.422	.365
1/27	48	# at Oklahoma	L	5,881	16 H. Johnson	5 L. Johnson, Shoecraft	.458	.409
1/30	74	# at Colorado	W	6,690	18 Moore	8 Shoecraft	.634	.447
2/3	64	# KANSAS STATE	L	13,126	14 Smith	3 Downing	.483	.771
2/6	67	# at Missouri	W	12,286	14 Downing	9 Smith	.467	.346
2/10	75	# OKLAHOMA STATE	W	11,392	25 Moore	7 Smith	.489	.500
2/13	63	# at Kansas	L	9,650	18 H. Johnson	13 Shoecraft	.452	.577
2/15	65	# OKLAHOMA	W	9,223	23 Moore	4 Collins, Downing	.522	.385
2/20	61	# at Iowa State	L	9,202	21 Smith	3 Downing, Renfro	.521	.600
2/24	79	# COLORADO	W	10,275	18 Moore	10 Renfro	.483	.524
2/27	50	# at Kansas State	L	11,220	9 Smith	5 Renfro, Shoecraft	.362	.532
3/2	60	% OKLAHOMA STATE	W	8,026	17 Collins	6 Smith	.462	.449
3/5	53	% Missouri (at K.C.)	L	17,200	16 Collins	4 Renfro	.460	.375

*—Holiday Classic at Cedar Falls, Iowa. #—Big Eight Conference games. %—Big Eight Tournament games.

Nebraska record: 16-12, home 11-3, away 4-8, neutral 1-1.
 Big Eight: 7-7, home 5-2, away 2-5.

Attendance: 246,459 total (8,802 avg.), home 143,819 (10,273), away 85,440 (6,572), neutral 17,200 (17,200).
 Big Eight: 139,308 (9,951), home 79,329 (11,333), away 59,979 (8,568).

Score by Halves—All Games

Nebraska	833-29.8	929-33.2	5-5.0	—1767
Opponents	692-24.7	845-30.2	12-12.0	—1549

Score by Halves—Big Eight Games

Nebraska	404-28.9	469-33.5	—873
Opponents	369-26.4	430-30.7	—799

FINAL 1981-82 HUSKER STAT HIGHS

(28 Games)

Player	Scoring High	Rebounding High
Victor Chacon	4 South Dakota State	3 Creighton
Ray Collins	17 three games	5 twice
Greg Dowling	14 twice	8 South Dakota State
Brett Hughes	4 Wyoming	2 Sacramento State
Handy Johnson	18 at Kansas	3 at Kansas State
Lenard Johnson	19 Sacramento State	7 Penn State
John Matzke	5 Creighton	7 Sacramento State
Jack Moore	25 Oklahoma State	5 Colorado State
Claude Renfro	13 Kansas	10 Colorado
Trent Scarlett	9 Sacramento State	5 Sacramento State
Jerry Shoecraft	15 at Colorado	13 at Kansas
Terry Smith	21 at Iowa State	9 at Missouri
Drew Stange	None	2 twice
Kenny Walton	10 Wyoming	8 Wisconsin-Stevens Point

INDIVIDUAL HIGHS

Points scored—25; Moore vs. Oklahoma State
 Field goals—10; Smith at Iowa State (12 att.)
 Field goal attempts—16; H. Johnson vs. Colorado State (6 made)
 Field goal attempts, no misses—7; L. Johnson vs. Sacramento State
 Free throws made—15; Moore vs. Oklahoma State (15 att.)
 Free throw attempts—15; Moore vs. Oklahoma State (15 made)
 Free throw attempts, no misses—15; Moore vs. Oklahoma State
 Rebounds—13; Shoecraft at Kansas
 Assists—8; Moore vs. Ball state
 Blocked shots—4; L. Johnson vs. Sacramento State
 Steals—4; Moore vs. Arkansas, Collins vs. Iowa State

TEAM HIGHS AND LOWS

NEBRASKA	High	Low
Points Scored	93 Sacramento State	42 Missouri
One half	47 Sacramento State (1st)	14 at Kansas State (1st)
Field goals	38 Sacramento State (74 att.)	18 Wyoming (37 att.)
Field goal attempts	74 Sacramento State (38 made)	36 Arkansas (21 made)
Field goal percent	63.4 at Colorado (26-41)	31.6 Wyoming (18-57)
Free throws made	31 Oklahoma State (33 att.)	2 Missouri (3 att.)
Free throw attempts	38 UW-Stevens Point (28 made)	3 Missouri (2 made)
Free throw percent	100.0 Missouri (8) (5-5)	36.3 at Oklahoma (4-11)
Rebounds	49 Sacramento State	16 Kansas State
Assists	29 Sacramento State	2 Wyoming
Turnovers	23 Arkansas	4 Kansas State
Blocked shots	6 three games	0 four games
Steals	10 five times	2 four games
Personal fouls	28 at Kansas State	14 twice
OPPONENTS	High	Low
Points scored	75 Kansas State	42 Northern Iowa
One half	45 Kansas State (2nd)	13 South Dakota State (1st)
Field goals	28 Oklahoma State (56 att.)	17 three games
Field goal attempts	70 Sacramento State (24 made)	34 Missouri (20 made)
Field goal percent	77.1 Kansas State (27-35)	32.1 Northern Iowa (17-53)
Free throws made	22 Penn State (26 att.)	4 twice
Free throw attempts	29 at Kansas State (17 made)	6 Missouri (4 made)
Free throw percent	92.3 Missouri (8) (12-13)	40.0 Creighton (4-10)
Rebounds	44 at Kansas State	18 Arkansas
Assists	18 Kansas State	5 twice
Turnovers	34 South Dakota State	5 at Kansas
Blocked shots	11 at Oklahoma State	0 six times
Steals	11 Oklahoma State	1 twice
Personal fouls	28 South Dakota State	9 Missouri (8)

NEBRASKA GAME-BY-GAME

1981-82

GAME	FG-FGA	PCT.	FT-FTA	PCT.	REB.	PF	TP
1. Wyoming	22-52	.481	12-15	.800	39	19	62
Nebraska	18-57	.316	12-13	.923	31	20	48
2. Wis.-Stevens Point	19-52	.365	7-12	.583	32	27	45
Nebraska	23-52	.442	20-38	.737	32	19	74
3. Creighton	21-65	.323	4-10	.400	40	21	46
Nebraska	37-65	.569	12-22	.545	36	15	86
4. South Dakota State	17-37	.459	17-23	.739	39	28	51
Nebraska	22-67	.328	26-34	.764	34	23	70
5. Baylor	25-52	.481	13-19	.684	32	21	63
Nebraska	24-40	.600	16-28	.571	25	18	64
6. Ball State	22-52	.423	13-15	.867	27	22	57
Nebraska	25-49	.510	21-25	.840	27	21	71
7. Penn State	19-44	.432	22-26	.846	28	16	60
Nebraska	19-39	.487	20-26	.769	22	23	58
8. Colorado State	23-48	.479	12-20	.600	42	14	58
Nebraska (ot)	23-57	.404	5-12	.417	31	22	51
9. Air Force	17-48	.354	13-16	.815	30	25	47
Nebraska	20-41	.488	23-29	.793	24	18	63
10. Northern Iowa	17-53	.321	8-10	.800	34	20	42
Nebraska	20-40	.500	13-21	.619	22	15	53
11. Sacramento State	24-70	.342	13-17	.764	33	18	61
Nebraska	38-74	.513	17-21	.809	49	17	93
12. Arkansas	23-37	.621	5-11	.455	18	14	51
Nebraska	21-36	.583	8-11	.727	17	16	50
13. Kansas	20-56	.357	15-18	.833	37	21	55
Nebraska	29-58	.500	17-25	.680	35	17	75
14. Missouri	20-34	.588	4-6	.667	21	12	44
Nebraska	20-46	.434	2-3	.667	19	15	42
15. Oklahoma State	22-50	.440	8-14	.571	34	17	52
Nebraska	20-45	.444	10-13	.769	28	15	50
16. Iowa State	19-52	.365	9-12	.750	40	19	47
Nebraska	27-64	.421	6-12	.500	35	15	60
17. Oklahoma	18-44	.409	15-23	.652	34	13	51
Nebraska	22-48	.458	4-11	.363	25	22	48
18. Colorado	21-47	.447	15-21	.714	26	23	57
Nebraska	26-41	.634	22-27	.815	24	19	74
19. Kansas State	27-35	.771	21-25	.840	27	14	75
Nebraska	28-58	.483	8-10	.800	16	21	64
20. Missouri	18-52	.346	15-20	.750	32	26	51
Nebraska	21-45	.467	25-31	.810	35	25	67
21. Oklahoma State	28-56	.500	7-11	.636	24	27	63
Nebraska	22-45	.489	31-33	.939	26	18	75
22. Kansas	26-45	.577	14-24	.583	30	15	66
Nebraska	28-62	.452	7-12	.583	38	22	63
23. Oklahoma	20-52	.385	11-15	.733	36	21	51
Nebraska	24-46	.522	17-21	.810	22	14	65
24. Iowa State	24-40	.600	15-19	.789	25	17	63
Nebraska	25-48	.521	11-12	.917	17	20	61
25. Colorado	22-42	.524	13-22	.591	20	21	57
Nebraska	28-58	.483	23-27	.852	37	19	79
26. Kansas State	25-47	.532	17-29	.586	44	10	67
Nebraska	21-58	.362	8-10	.800	26	28	50
27. Oklahoma State	22-49	.449	5-8	.625	32	22	49
Nebraska	24-52	.462	12-20	.600	27	14	60
28. Missouri	23-40	.575	12-13	.923	27	9	58
Nebraska	24-50	.480	5-5	1.000	17	20	53

1981-82 Nebraska Individual Game Scoring/Rebounding

(Starters' Figures in Boldface)

	Moore	Collins	H. Johnson	Downing	Smith	Renfro	Shoecraft	L. Johnson	Walton
11/27 at Wyoming	8/0	6/1	4/1	0/3	0/1	6/5	2/5	8/6	10/2
11/30 Wis.-Stevens Pt.	11/0	12/2	5/1	11/3	5/2	11/6	5/1	2/1	8/8
12/5 Creighton	21/0	9/4	16/1	10/3	4/1	6/7	1/6	7/3	5/1
12/7 So. Dakota St.	22/4	10/3	9/1	2/8	2/0	9/1	3/4	0/1	7/3
12/9 at Baylor	17/4	9/2	12/0	6/1	4/2	5/4	2/1	1/2	8/5
12/19 Ball St.	18/3	5/1	14/0	6/6	0/1	10/5	10/5	0/3	2/0
12/21 at Penn St.	15/4	8/1	10/2	2/0	4/0	4/0	5/5	5/7	5/2
12/23 at Colo. St.	8/5	10/2	13/2	4/3	0/0	3/6	4/3	0/1	9/6
12/28 Air Force	21/2	2/3	4/2	14/3	DNP	10/5	7/6	3/2	2/1
12/29 at No. Iowa	9/2	13/3	12/1	11/2	0/0	1/1	4/7	2/3	1/1
1/6 Sacramento St.	IN]	6/3	12/1	10/2	11/7	8/3	6/3	19/5	8/7
1/9 Arkansas	4/3	13/1	10/1	4/0	DNP	2/3	6/2	11/4	0/0
1/13 Kansas	12/4	16/1	9/1	8/4	3/1	13/4	8/11	2/4	4/1
1/16 Missouri	6/2	8/1	9/0	7/1	0/0	6/4	0/4	6/4	0/0
1/20 at Okla. St.	10/1	9/0	8/2	8/7	4/3	0/4	2/1	5/6	4/2
1/23 Iowa State	11/0	10/3	6/2	10/3	2/4	2/4	9/3	4/6	6/6
1/27 at Oklahoma	7/2	8/1	16/1	4/2	4/1	0/2	3/5	6/5	0/3
1/30 at Colorado	18/0	17/1	4/0	10/6	4/2	0/3	15/8	DNP	6/3
2/3 Kansas	4/0	13/1	6/0	12/3	14/2	9/2	2/1	4/2	0/1
2/6 at Missouri	12/3	5/5	8/2	14/2	9/0	11/4	4/5	2/2	2/0
2/10 Oklahoma St.	25/3	8/3	0/1	10/2	15/7	0/2	12/5	5/0	DNP
2/13 at Kansas	12/2	4/5	18/2	1/2	13/5	0/1	12/13	3/0	0/1
2/15 Oklahoma	23/2	8/4	8/0	0/4	11/1	6/2	5/1	2/2	0/0
2/20 at Iowa State	6/2	17/2	6/0	2/3	21/2	6/3	0/1	3/2	0/0
2/24 Colorado	18/4	6/1	16/1	12/5	4/3	8/10	5/7	5/2	0/1
2/27 at Kansas St.	6/1	4/1	7/3	6/0	9/3	0/5	6/5	2/0	0/0
3/2 Oklahoma St.	8/2	17/1	6/0	2/5	5/6	9/5	3/3	10/1	DNP
3/5 Missouri (@K.C.)	11/2	16/2	12/0	2/1	8/2	2/4	0/1	2/2	DNP

NU GAME-BY-GAME IN 1981-82*

Game No. 1

Wyoming 62, Nebraska 48 Nov. 27—at Laramie

NEBRASKA (48): Jack Moore 2-10 4-4 0 1 8, Ray Collins 3-5 0-0 1 2 6, Lenard Johnson 4-5 0-0 6 4 8, Greg Downing 0-8 0-0 3 1 0, Jerry Shoecraft 1-6 0-0 5 0 2, Handy Johnson 2-11 0-0 1 2 4, Kenny Walton 2-5 6-6 2 3 10, Terry Smith 0-1 0-1 1 4 0, Claude Renfro 2-4 2-2 5 3 6, Brett Hughes 2-2 0-0 0 0 4, Trent Scarlett 0-0 0-0 1 0 0, John Matzke 0-0 0-0 0 0 0 0, Drew Stange 0-0 0-0 0 0 0. Team rebounds 6. **Totals 18-57 12-13 31 20 48.**

WYOMING (62): Anthony Johnson 2-4 0-0 2 1 4, Mike Jackson 5-10 8-8 2 2 18, Greg Thesemvitz 3-4 3-4 2 1 9, Bill Garnett 8-15 1-2 11 3 17, Dwight McClelland 2-5 0-0 5 2 4, Mark Wrapp 1-1 0-0 4 3 2, Chris Engler 2-6 0-0 4 4 4, Jim Renner 1-1 0-0 0 1 2, Bob Ladouceur 0-1 0-0 1 1 0, Rodney Gowens 0-2 0-0 1 1 0, Wayne Irving 1-2 0-0 1 0 2, Anthony Martin 0-1 0-0 0 0 0. Team rebounds 6. **Totals 25-52 12-15 39 19 62.**

Halftime score: Wyoming, 31-18. FG%: Nebraska 31.6, Wyoming 48.1. FT%: Nebraska 92.3, Wyoming 80.0. Attendance: 7,942.

Game No. 2

Nebraska 74, Wis.-Stevens Point 45 Nov. 30—at Lincoln

WISCONSIN-STEVENS POINT(45): John Mack 5-10 0-1 2 4 10, Fred Stemmeler 2-8 0-0 5 1 4, Pete Zuiker 2-4 1-2 1 5 5, Kevin Kulas 2-2 1-2 1 3 5, Jef Radtke 2-9 0-1 5 1 4, Terry Porter 2-5 0-0 1 1 4, Mike Janse 0-2 0-0 1 1 0, Dave Schlundt 1-7 1-2 1 2 3, Tim Lazarick 1-1 0-0 4 5 2, Brian Koch 1-1 4-4 4 1 6, Steve Hidden 0-0 0-0 0 1 0, Paul Prochnow 1-3 0-0 1 2 2. Team rebounds 6. **Totals 19-52 7-12 32 27 45.**

NEBRASKA (74): Kenny Walton 2-7 4-4 8 3 8, Ray Collins 4-7 4-4 2 0 12, Lenard Johnson 0-0 2-2 1 3 2, Jack Moore 4-6 3-3 0 0 11, Handy Johnson 2-10 1-2 1 3 5, Brett Hughes 0-1 0-1 1 1 0, Jerry Shoecraft 1-2 3-4 1 2 5, Greg Downing 5-7 1-2 3 1 11, Claude Renfro 3-6 5-8 6 3 11, Terry Smith 1-1 3-4 2 1 5, Drew Stange 0-1 0-0 0 0 0, Trent Scarlett 1-3 1-2 4 0 3, John Matzke 0-1 1-2 2 2 1. Team rebounds 5. **Totals 23-52 28-38 32 19 74.**

Halftime score: Nebraska, 34-19. FG%: Wis.-Stevens Point 36.5, Nebraska 44.2. FT%: Wis.-Stevens Point 58.3, Nebraska 73.7. Attendance: 6,489.

Game No. 3

Nebraska 86, Creighton 46 Dec. 5—at Lincoln

CREIGHTON (46): Alex Stivins 2-10 2-2 8 3 6, Daryl Stoval 2-5 0-0 6 1 4, Joe Bresnahan 2-3 1-2 4 1

5, Mark Jones 1-3 0-0 1 1 2, Tony Prull 4-9 0-0 0 2 8, Vernon Moore 2-5 0-1 1 4 4, Michael Johnson 4-15 1-4 8 5 9, Michael Jaco 0-4 0-0 4 0 0, John Berigan 0-2 0-1 1 2 0, Richard Bates 3-5 0-0 4 1 6, Kevin Ross 1-4 0-0 2 1 2, Francis Curtis 0-0 0-0 0 0 0. Team rebounds 1. **Totals 21-65 4-10 40 21 46.**

NEBRASKA (86): Kenny Walton 2-5 1-2 1 2 5, Ray Collins 4-7 1-2 4 2 9, Lenard Johnson 3-3 1-2 3 2 7, Jack Moore 8-11 5-6 0 0 21, Handy Johnson 8-12 0-0 1 0 16, Brett Hughes 0-2 0-1 0 0 0, Jerry Shoecraft 0-2 1-2 6 1 1, Greg Downing 5-8 0-0 3 5 10, Claude Renfro 3-4 0-1 7 1 6, Terry Smith 2-2 0-0 1 0 4, Drew Stange 0-2 0-1 1 0 0, Trent Scarlett 0-3 0-0 2 0 0, John Matzke 2-4 1-3 4 0 5, Victor Chacon 0-0 2-2 3 2 2. Team rebounds 0. **Totals 37-65 12-22 36 15 86.**

Halftime score: Nebraska, 41-24. FG%: Creighton 32.3, Nebraska 56.9. FT%: Creighton 40.0, Nebraska 54.5. Attendance: 13,378.

Game No. 4

Nebraska 70, South Dakota State 51 Dec. 7—at Lincoln

SOUTH DAKOTA STATE (51): Mark Tetzlaff 2-4 1-2 6 3 5, Bob Winzenburg 4-9 6-6 7 2 14, Joe Ashley 5-6 1-2 2 5 11, John Brown 0-3 2-2 7 0 2, Kevin McNamara 3-4 4-5 1 2 10, Phil Jorgensen 0-1 0-1 1 1 0, Tom Flanagan 2-4 0-0 1 4 4, Steve Holwender 0-1 0-1 1 2 0, Mike Going 1-3 0-0 1 1 2, Eric Womeldorf 0-0 1-2 4 3 1, Jim Round 0-0 2-2 1 1 2, Bill Jacobson 0-2 0-0 3 4 0. Team rebounds 4. **Totals 17-37 17-23 39 28 51.**

NEBRASKA (70): Kenny Walton 3-7 1-2 3 3 7, Lenard Johnson 4-12 2-2 3 2 10, Jack Moore 4-11 14-14 4 2 22, Handy Johnson 4-13 1-2 1 3 9, Brett Hughes 0-2 0-1 0 0 0, Jerry Shoecraft 1-2 1-3 4 2 3, Greg Downing 1-4 0-0 8 1 2, Claude Renfro 3-6 3-3 1 3 9, Terry Smith 0-2 2-2 0 1 2, Drew Stange 0-0 0-0 0 0 0, Trent Scarlett 1-3 0-0 2 0 2, John Matzke 0-1 0-0 2 2 0, Victor Chacon 1-3 2-3 2 0 4. Team rebounds 3. **Totals 22-67 26-34 34 23 70.**

Halftime score: Nebraska, 35-13. FG%: South Dakota State 45.9, Nebraska 32.8. FT%: South Dakota State 73.9, Nebraska 76.4. Attendance: 7,453.

Game No. 5

Nebraska 64, Baylor 63 Dec. 9—at Waco

NEBRASKA (64): Kenny Walton 3-4 2-4 5 3 8, Ray Collins 4-6 1-1 2 4 9, Lenard Johnson 0-0 1-4 2 2 1, Jack Moore 5-9 7-8 4 3 17, Handy Johnson 6-11 0-0 0 2 12, Claude Renfro 2-3 1-4 4 2 5, Jerry Shoecraft 1-3 0-0 1 1 2, Terry Smith 1-1 2-5 2 0 4, Greg Downing 2-3 2-2 1 1 6. Team rebounds 4. **Totals 24-40 16-28 25 18 64.**

BAYLOR (63): Terry Teagle 10-16 6-7 7 4 26, Joe Copeland 4-6 1-4 4 9, Tommy Temaai 0-1 0-0 0 3 0, Chuck Lincoln 3-7 1-3 4 2 7, Jay Shakir 2-8 1-2 4 0 5, Ozell Hall 2-4 2-2 6 3 6, Daryl Baucham 0-0 0-0 1 1 0.

*Statistics listed are fg-fla ft-fla reb. pf tp.

NU GAME-BY-GAME IN 1981-82*

Craig Kaiser 0-1 0-1 1 0 0, Ronnie Blake 1-5 2-2 0 2 4, Andy Sears 0-0 0-1 0 0 0, James Stern 3-4 0-0 1 2 6. Team rebounds 4. **Totals 25-52 13-19 32 21 63.**

Halftime score: Nebraska, 31-26. FG%: Nebraska 60.0, Baylor 48.1. FT%: Nebraska 57.1, Baylor 68.4. Attendance: 4,350.

Game No. 6

Nebraska 71, Ball State 57

Dec. 19—at Lincoln

BALL STATE (57): C. C. Fullove 2-5 2-2 4 0 6, John Williams 2-5 2-2 2 5 6, Jon Mansbury 4-8 3-4 9 4 11, Ray McCallum 10-19 5-5 1 0 25, Larry Jones 2-4 0-0 1 4 4, Jeff Furlin 1-4 0-0 4 4 2, Rick Hampton 1-5 0-0 1 3 2, Mike Chesser 0-0 1-2 0 1 1, Jon Carmichael 0-1 0-0 1 0 0, Jeff Parker 0-1 0-0 2 1 0, Marcus Lacey 0-0 0-0 0 0 0. Team rebounds 2. **Totals 22-52 13-15 27 22 57.**

NEBRASKA (71): Kenny Walton 0-2 2-2 0 4 2, Ray Collins 0-5 5-7 1 2 5, Lenard Johnson 3-5 0-0 3 3 6, Jack Moore 7-11 4-4 3 0 18, Handy Johnson 7-13 0-0 3 14, Jerry Shoecraft 1-2 0-0 5 2 10, Greg Downing 3-5 0-0 6 1 6, Claude Renfro 4-5 2-2 5 5 10, Terry Smith 0-1 0-0 1 1 0. Team rebounds 3. **Totals 25-49 21-25 27 21 71.**

Halftime score: Nebraska, 38-17. FG%: Ball State 42.3, Nebraska 51.0. FT%: Ball State 86.7, Nebraska 84.0. Attendance: 8,273.

Game No. 7

Penn State 60, Nebraska 58

Dec. 21—at University Park

NEBRASKA (58): Ray Collins 2-5 4-6 1 4 8, Kenny Walton 2-4 1-2 2 0 5, Lenard Johnson 1-3 3-4 7 4 5, Jack Moore 4-10 7-7 4 2 15, Handy Johnson 4-8 2-2 2 3 10, Terry Smith 1-1 2-2 0 1 4, Jerry Shoecraft 2-4 1-3 5 3 5, Greg Downing 1-1 0-0 0 3 2, Claude Renfro 2-3 0-0 0 3 4. Team rebounds 1. **Totals 19-39 20-26 22 23 58.**

PENN STATE (60): Brian Dean 2-3 0-0 1 1 4, David Griffin 2-5 2-2 5 3 6, Mike Lang 4-9 4-5 12 4 12, Mike Edelman 2-8 0-0 1 1 4, Craig Collins 1-5 1-2 1 0 3, Tom McCluskey 6-8 9-11 3 2 21, Craig Buffie 1-1 0-0 2 1 2, Dwight Gibson 1-2 4-4 0 2 6, Dick Mumma 0-1 0-0 0 0 0, Jim Forjan 0-1 0-0 0 0 0, Wally Choice 0-1 0-0 0 0 0, Rich Fetter 0-0 2-2 2 2 2. Team rebounds 1. **Totals 19-44 22-26 28 16 60.**

Halftime score: Penn State, 33-29. FG%: Nebraska 48.7, Penn State 43.2. FT%: Nebraska 76.9, Penn State 84.6. Attendance: 2,934.

Game No. 8

Colorado State 58, Nebraska 51 (ot)

Dec. 23—at Fort Collins

NEBRASKA (51): Kenny Walton 4-8 1-2 6 3 9, Ray Collins 5-8 0-0 2 4 10, Lenard Johnson 0-1 0-0 1 5 0, Jack Moore 3-13 2-3 5 3 8, Handy Johnson 6-16 1-2 2 4 13, Brett Hughes 0-0 0-0 0 0 0, Jerry Shoecraft 2-3 0-2 3 0 4, Greg Downing 2-4 0-0 3 0 4, Claude Renfro 1-4 1-3 6 2 3, Terry Smith 0-0 0-0 0 1 0. Team rebounds 3. **Totals 23-57 5-12 31 22 51.**

COLORADO STATE (58): Tim Murphy 4-11 3-4 7 2 11, Rick Semin 0-1 0-0 3 1 0, Mark Steele 10-15 1-2 12 2 21, Kevin Bromley 3-8 3-3 6 1 9, Eddie Hughes 4-7 3-4 6 2 11, Todd Benn 0-1 0-1 0 1 0, Ray Lago 1-2 0-0 0 2, Michael Bland 0-2 1-3 5 2 1, Scott Mann 1-1 1-3 3 3 3. Team rebounds 1. **Totals 23-48 12-20 42 14 58.**

Halftime score: Nebraska, 27-22. Regulation score: 46-46. FG%: Nebraska 40.4, Colorado State 47.9. FT%: Nebraska 41.7, Colorado State 60.0. Attendance: 5,692.

Game No. 9

Nebraska 63, Air Force 47

Dec. 28—at Cedar Falls

AIR FORCE (47): Rick Simmons 4-10 1-2 2 2 5 9, Mike Edwards 1-2 0-1 4 1 2, Marc Duncan 2-5 2-2 4 3 6, Bob Sallis 1-3 0-0 1 1 2, Erwin Washington 4-6 2-3 5 4 10, T. K. Matthews 0-3 0-0 0 1 0, Greg Lewis 0-1 0-0 3 5 0, Dean Christian 5-15 0-0 2 3 10, Pete McCaffrey 0-3 8-8 3 2 8. Team rebounds 6. **Totals 17-48 13-16 30 25 47.**

NEBRASKA (63): Kenny Walton 1-4 0-0 1 1 2, Ray Collins 1-4 0-1 3 3 2, Lenard Johnson 1-1 1-2 2 2 3, Jack Moore 6-11 9-9 2 1 21, Handy Johnson 2-8 0-2 2 1 4, Greg Downing 6-8 2-2 3 4 14, Claude Renfro 1-2 8-9 5 5 10, Jerry Shoecraft 2-3 3-4 6 1 7. Team rebounds 0. **Totals 20-41 23-29 24 18 63.**

Halftime score: Nebraska, 32-19. FG%: Air Force 35.4, Nebraska 48.8. FT%: Air Force 81.5, Nebraska 79.3. Attendance: 2,129.

Game No. 10

Nebraska 53, Northern Iowa 42

Dec. 29—at Cedar Falls

NEBRASKA (53): Kenny Walton 0-2 1-2 1 1 1, Ray Collins 6-8 1-2 3 3 13, Lenard Johnson 1-1 0-2 3 3 2, Jack Moore 3-5 3-3 3 0 9, Handy Johnson 4-12 4-4 1 5 12, Greg Downing 5-9 1-3 2 0 11, Claude Renfro 0-1 1-2 1 3 1, Jerry Shoecraft 1-2 2-3 7 0 4, Brett Hughes 0-0 0-0 0 0 0, Terry Smith 0-0 0-0 0 0 0. Team rebounds 1. **Totals 20-40 13-21 22 15 53.**

NORTHERN IOWA (42): Jay Block 1-2 1-2 3 3 3, Dwayne Jackson 3-9 3-4 6 1 9, Herbert King 1-3 0-0 3 2 2, Brent Carmichael 4-13 2-2 6 5 10, Lonnie Meade 2-5 0-0 4 2 4, Ray Storck 4-11 0-0 5 4 8, Dave Carley 1-8 2-2 1 2 4, Mike Pijanowski 0-0 0-0 1 0 1, Tom Suppel 1-2 0-0 1 0 2. Team rebounds 4. **Totals 17-53 8-10 34 20 42.**

*Statistics listed are fg-fga ft-fta reb. pf tp.

NU GAME-BY-GAME IN 1981-82*

Halftime score: Northern Iowa, 22-21. FG%: Nebraska 50.0, Northern Iowa 32.1. FT%: Nebraska 61.9, Northern Iowa 75.0. Attendance: 2,414.

Game No. 11

Nebraska 93, Sacramento State 61 Jan. 6—at Lincoln

SACRAMENTO STATE (61): Jim Jansen 6-13 7-8 6 4 19, John Stripe 0-3 0-0 1 2 0, Ron Chatman 7-17 0-0 6 3 14, Rich Johnson 0-4 0-0 1 2 0, Rod Jones 4-10 0-0 1 1 8, Jeff Passalacqua 2-5 0-0 1 0 4, John Langston 1-6 2-2 4 1 4, Don Consani 1-3 2-5 4 0 4, Glen Giles 0-1 0-0 1 2 0, Ward 3-8 2-2 3 3 8. Team rebounds 5. **Totals 24-70 13-17 33 18 61.**

NEBRASKA (93): Kenny Walton 4-8 0-0 7 1 8, Claude Renfro 3-4 2-3 3 2 8, Lenard Johnson 7-7 5-5 5 0 19, Ray Collins 3-6 0-0 3 2 6, Handy Johnson 6-9 0-1 1 3 12, Brett Hughes 0-4 0-0 2 0 0, Jerry Shoecraft 3-5 0-0 3 1 6, Greg Downing 4-9 2-2 2 1 10, Terry Smith 3-5 5-6 7 1 11, Drew Stange 0-0-0 2 0 0, Trent Scarlett 3-7 3-4 5 3 9, John Matzke 2-10 0-0 7 3 4. Team rebounds 2. **Totals 38-74 17-21 49 17 93.**

Halftime score: Nebraska, 47-24. FG%: Sacramento State 34.2, Nebraska 51.3. FT%: Sacramento State 76.4, Nebraska 80.9. Attendance: 6,323.

Game No. 12

Arkansas 51, Nebraska 50 Jan. 9—at Lincoln

ARKANSAS (51): Brad Friess 3-3 1-2 2 3 7, Keith Peterson 2-4 0-0 1 1 4, Scott Hastings 8-13 2-3 4 4 18, Tony Brown 2-3 0-0 4 1 4, Darrell Walker 4-7 2-5 4 4 10, Ricky Norton 0-1 0-0 1 0 0, Alvin Robertson 2-3 0-1 0 1 4, Greg Skulman 2-3 0-0 0 0 4, Carey Kelly 0-0 0-0 1 0 0. Team rebounds 1. **Totals 23-37 5-11 18 14 51.**

NEBRASKA (50): Kenny Walton 0-0 0-0 0 0 0. Ray Collins 6-10 1-1 1 4 13, Lenard Johnson 3-4 5-6 4 3 11, Jack Moore 2-5 0-1 3 2 4, Handy Johnson 5-10 0-0 1 4 10, Jerry Shoecraft 3-4 0-0 2 1 6, Greg Downing 2-2 0-0 0 1 4, Claude Renfro 0-1 2-3 3 3 2. Team rebounds 3. **Totals 21-36 8-11 17 18 50.**

Halftime score: Nebraska, 23-21. FG%: Arkansas 62.1, Nebraska 58.3. FT%: Arkansas 45.5, Nebraska 72.7. Attendance: 14,548.

Game No. 13

Nebraska 75, Kansas 55 Jan. 13—at Lincoln

KANSAS (55): David Magley 3-11 3-3 8 3 9, Jeff Dishman 1-5 1-2 7 2 3, Kelly Knight 3-6 7-7 3 4 13, Tad Boyle 2-3 1-2 2 3 5, Tony Guy 5-19 2-2 3 3 12, Tyke Peacock 4-9 1-2 2 4 9, Mark Ewing 0-0 0-0 1 0 0, Lance Hill 2-3 0-0 2 1 4, Brian Martin 0-0 0-0 2 1 0,

Mark Summers 0-0 0-0 0 0 0. Team rebounds 7. **Totals 20-56 15-18 37 21 55.**

NEBRASKA (75): Kenny Walton 2-3 0-0 1 4 4, Ray Collins 6-9 4-4 1 1 16, Lenard Johnson 1-2 0-0 4 4 2, Jack Moore 2-10 8-8 4 0 12, Handy Johnson 3-7 3-4 1 2 9, Brett Hughes 0-2 0-0 1 0 0, Jerry Shoecraft 4-7 0-3 11 0 8, Greg Downing 4-8 0-1 4 1 8, Claude Renfro 6-8 1-4 4 13, Terry Smith 1-1 1-1 1 1 3, Drew Stange 0-0 0-0 0 0 0, Trent Scarlett 0-1 0-0 1 0 0, John Matzke 0-0 0-0 0 0 0. Team rebounds 2. **Totals 29-58 17-25 35 17 75.**

Halftime score: Nebraska, 36-23. FG%: Kansas 35.7, Nebraska 50.0. FT%: Kansas 83.3, Nebraska 66.0. Attendance: 11,632.

Game No. 14

Missouri 44, Nebraska 42 Jan. 16—at Lincoln

MISSOURI (44): Marvin McCrary 1-1 0-0 2 1 2, Mark Dressler 0-1 2-2 1 0 2, Steve Sulpanovich 10-15 1-2 7 3 21, Prince Bridges 2-2 0-0 0 4 4, Jon Sundvold 4-8 1-2 3 1 9, Ricky Frazier 3-5 0-0 4 3 6, Michael Walker 0-2 0-0 0 0 0, Ron Jones 0-0 0-0 0 0 0. Team rebounds 4. **Totals 20-34 4-6 21 12 44.**

NEBRASKA (42): Kenny Walton 0-1 0-0 0 1 0, Ray Collins 4-8 0-0 1 2 8, Lenard Johnson 3-4 0-0 4 4 6, Jack Moore 3-10 0-0 2 1 6, Handy Johnson 4-10 1-1 0 4 9, Jerry Shoecraft 0-0 0-0 4 1 0, Greg Downing 3-7 1-2 1 0 7, Claude Renfro 3-6 0-0 4 2 6, Terry Smith 0-0 0-0 0 0 0. Team rebounds 3. **Totals 20-46 2-3 19 15 42.**

Halftime score: Nebraska, 24-19. FG%: Missouri 58.8, Nebraska 43.4. FT%: Missouri 66.7, Nebraska 66.7. Attendance: 14,458.

Game No. 15

Oklahoma State 52, Nebraska 50 Jan. 20—at Stillwater

NEBRASKA (50): Ray Collins 3-7 3-5 0 1 9, Claude Renfro 0-3 0-0 4 1 0, Lenard Johnson 2-3 1-1 6 5 5, Jack Moore 5-10 0-0 1 0 10, Handy Johnson 4-9 0-1 2 2 8, Jerry Shoecraft 0-1 2-2 1 2 2, Greg Downing 3-8 2-2 7 2 8, Terry Smith 2-2 0-0 3 2 4, Kenny Walton 1-2 2-2 0 4. Team rebounds 2. **Totals 20-45 10-13 28 15 50.**

OKLAHOMA STATE (52): Brad Livingstone 1-3 0-0 3 2 2, Joe Atkinson 1-5 0-0 5 5 2, Matt Clark 2-6 3-4 2 3 7, Ricky Jacobs 3-8 0-0 3 3 6, Bill Self 1-4 0-0 6 1 2, Leroy Combs 8-13 5-6 7 1 21, Eddie Hannon 2-5 0-1 3 1 4, Lorenza Andrews 4-6 0-3 3 1 8. Team rebounds 2. **Totals 22-50 8-14 34 17 52.**

Halftime score: Nebraska, 29-28. FG%: Nebraska 44.4, Oklahoma State 44.0. FT%: Nebraska 76.9, Oklahoma State 57.1. Attendance: 5,250.

*Statistics listed are fg-fga fr-fta reb. pf tp.

NU GAME-BY-GAME IN 1981-82*

Game No. 16

Nebraska 60, Iowa State 47 Jan. 23—at Lincoln

IOWA STATE (47): Barry Stevens 5-9 4-4 4 4 14, Ron Harris 1-8 0-0 7 4 2, Robert Estes 4-9 0-0 3 4 8, Malvin Warrick 2-10 2-4 9 3 6, Terrence Allen 3-8 2-2 4 1 8, Wesley Wallace 0-0 0-0 0 1 0, Dave Rauker 0-1 1-2 0 2 1, John Kunnert 0-0 0-0 0 0 0, Ron Falenscheck 4-7 0-0 7 0 8. Team rebounds 6. Totals 19-52 9-12 40 19 47.

NEBRASKA (60): Kenny Walton 3-5 0-3 6 2 6, Ray Collins 5-13 0-0 3 4 10, Lenard Johnson 1-4 2-2 6 1 4, Jack Moore 5-15 1-3 0 2 11, Handy Johnson 3-10 0-0 2 3 6, Jerry Shoecraft 4-4 1-2 3 1 9, Greg Downing 4-8 2-2 3 2 10, Claude Renfro 1-3 0-0 4 0 2, Terry Smith 1-2 0-0 4 0 2. Team rebounds 4. Totals 27-64 6-12 35 15 60.

Halftime score: Nebraska, 30-29. FG%: Iowa State 36.5, Nebraska 42.1. FT%: Iowa State 75.0, Nebraska 50.0. Attendance: 9,223.

Game No. 17

Oklahoma 51, Nebraska 48 Jan. 27—at Norman

NEBRASKA (48): Kenny Walton 0-3 0-0 3 2 0, Ray Collins 4-9 0-0 1 5 8, Lenard Johnson 3-4 0-2 5 4 6, Handy Johnson 8-14 0-0 1 5 16, Jack Moore 3-10 1-2 2 1 7, Greg Downing 2-4 0-0 2 0 4, Claude Renfro 0-1 0-1 2 2 0, Jerry Shoecraft 0-0 3-6 5 2 3, Terry Smith 2-3 0-0 1 1 4. Team rebounds 3. Totals 22-48 4-11 25 22 48.

OKLAHOMA (51): Darryl Allen 0-1 0-0 1 0 0, David Little 0-7 6-8 5 2 6, Charles Jones 4-5 3-5 10 5 11, Raymond Whitley 1-3 0-0 1 0 2, Chuck Barnett 5-12 3-4 3 0 13, Jan Pannell 2-2 2-2 5 1 6, Calvin Pierce 4-8 1-3 5 1 9, Bo Overton 2-6 0-1 1 1 4, Lester Pace 0-0 0-0 1 3 0, Larry Hendrix 0-0 0-0 1 0 0. Team rebounds 1. Totals 18-44 15-23 34 13 51.

Halftime score: Nebraska, 25-24. FG%: Nebraska 45.8, Oklahoma 40.9. FT%: Nebraska 36.3, Oklahoma 65.2. Attendance: 5,681.

Game No. 18

Nebraska 74, Colorado 57 Jan. 30—at Boulder

NEBRASKA (74): Ray Collins 6-6 5-6 1 3 17, Kenny Walton 1-4 4-7 3 2 6, Terry Smith 2-3 0-0 2 1 4, Jack Moore 6-10 6-6 0 2 18, Handy Johnson 2-6 0-0 0 2 4, Jerry Shoecraft 5-6 5-6 8 1 15, Claude Renfro 0-0 0-0 3 5 0, Greg Downing 4-6 2-2 6 3 10. Team rebounds 1. Totals 26-41 22-27 24 19 74.

COLORADO (57): Jacques Tuz 10-13 3-3 11 4 23, Rob Gonzalez 1-6 2-2 1 2 4, Vince Kelley 0-4 1-2 2 1 1, Joe Washington 2-7 0-2 4 1 4, Jay Humphries 7-11 5-6 0 5 19, Kevin Cornish 0-1 0-0 2 5 0, Billy Houston 0-1 3-4 0 1 3, Russell Tearney 0-2 0-0 0 1 0, Curtis

Rayford 0-1 0-0 0 1 0, Billy Thompson 1-1 1-2 2 0 3, Brad Helms 0-0 0-0 0 2 0. Team rebounds 4. Totals 21-47 15-21 26 23 57.

Halftime score: Nebraska, 39-30. FG%: Nebraska 63.4, Colorado 44.7. FT%: Nebraska 81.5, Colorado 71.4. Attendance: 6,690.

Game No. 19

Kansas State 75, Nebraska 64 Feb. 3—at Lincoln

KANSAS STATE (75): Ed Nealy 3-4 4-4 5 1 10, Randy Reed 8-12 9-12 5 3 25, Les Craft 1-1 0-0 2 3 2, Tyrone Adams 5-8 2-3 4 3 12, Tim Jankovich 6-6 2-2 7 1 14, Lafayette Watkins 4-4 4-4 3 3 12. Team rebounds 1. Totals 27-35 21-25 27 14 75.

NEBRASKA (64): Kenny Walton 0-2 0-0 1 2 0, Ray Collins 6-9 1-2 1 1 13, Terry Smith 5-9 4-5 2 1 14, Jack Moore 1-6 2-2 0 3 4, Handy Johnson 3-11 0-0 4 6, Jerry Shoecraft 1-1 0-0 1 2 2, Greg Downing 6-8 0-0 3 3 12, Claude Renfro 4-6 1-1 2 3 9, Lenard Johnson 2-6 0-0 2 2 4. Team rebounds 4. Totals 28-58 8-10 16 21 64.

Halftime score: Kansas State, 30-29. FG%: Kansas State 77.1, Nebraska 48.3. FT%: Kansas State 84.0, Nebraska 80.0. Attendance: 13,126.

Game No. 20

Nebraska 67, Missouri 51 Feb. 6—at Columbia

NEBRASKA (67): Ray Collins 0-4 5-6 5 4 5, Claude Renfro 4-7 3-5 4 1 11, Terry Smith 4-9 1-2 9 5 9, Jack Moore 3-7 6-6 3 0 12, Handy Johnson 4-6 0-0 2 5 8, Kenny Walton 0-0 2-2 0 0 2, Jerry Shoecraft 0-1 4-6 5 1 4, Greg Downing 5-9 4-4 2 5 14, Lenard Johnson 1-2 0-0 2 4 2. Team rebounds 3. Totals 21-45 25-31 35 25 67.

MISSOURI (51): Marvin McCrary 1-4 0-0 6 2 2, Ricky Frazier 2-9 2-2 5 4 6, Steve Stipanovich 5-13 3-4 9 4 13, Prince Bridges 1-3 5-5 2 3 7, Jon Sundvold 5-11 3-4 1 4 13, Mark Dressler 1-3 1-2 3 4 3, Michael Walker 3-9 0-1 3 3 6, Ron Jones 0-0 1-2 1 2 1. Team rebounds 2. Totals 18-52 15-20 32 26 51.

Halftime score: Nebraska, 29-21. FG%: Nebraska 46.7, Missouri 34.6. FT%: Nebraska 81.0, Missouri 75.0. Attendance: 12,286.

Game No. 21

Nebraska 75, Oklahoma State 63 Feb. 10—at Lincoln

OKLAHOMA STATE (63): Joe Atkinson 2-5 0-0 4 3 4, Leroy Combs 6-11 1-1 4 4 13, Matt Clark 3-8 2-4 3 8, Eddie Hannon 2-4 0-0 1 2 4, Lorenza Andrews 1-7 4-5 2 4 6, Bill Self 2-7 0-3 2 4, Kim Shahan 5-5 0-0 4 10, Brad Livingston 2-3 0-1 1 2 4, Ricky Jacobs 2-2 0-0 1 2 4, Craig Stunkel 0-0 0-0 1 0 0, Raymond

*Statistics listed are fg-fga ft-fia reb. pf tp.

NU GAME-BY-GAME IN 1981-82*

Crenshaw 3-4 0-0 3 1 6. Team rebounds 3. **Totals 28-56 7-11 24 27 63.**

NEBRASKA (75): Claude Renfro 0-2 0-1 2 4 0, Ray Collins 2-4 4-4 3 3 8, Terry Smith 6-8 3-3 7 1 15, Jack Moore 5-12 15-15 3 3 25, Handy Johnson 0-7 0-0 1 0 0, Jerry Shoecraft 4-4 4-4 5 2 12, Greg Downing 3-5 4-5 2 4 10, Lenard Johnson 2-3 1-1 0 1 5. Team rebounds 3. **Totals 22-45 31-33 26 18 75.**

Halftime score: Nebraska, 31-24. FG%: Oklahoma State 50.0, Nebraska 48.9. FT%: Oklahoma State 63.6, Nebraska 93.9. Attendance: 11,392.

Game No. 22

Kansas 66, Nebraska 63 Feb. 13—at Lawrence

NEBRASKA (63): Claude Renfro 0-4 0-0 1 1 0, Ray Collins 2-7 0-0 5 2 4, Terry Smith 6-10 1-2 5 3 13, Jack Moore 5-12 2-2 2 3 12, Handy Johnson 8-14 2-2 2 5 18, Lenard Johnson 1-1 1-4 0 2 3, Jerry Shoecraft 6-9 0-0 13 3 12, Greg Downing 0-5 1-2 2 3 1, Kenny Walton 0-0 0-0 1 0 0. Team rebounds 7. **Totals 28-62 7-12 38 22 63.**

KANSAS (66): Jeff Dishman 2-5 1-2 7 2 5, David Magley 10-13 2-4 10 2 22, Mark Summers 1-2 3-4 1 3 5, Tad Boyle 4-6 0-2 2 4 8, Tony Guy 7-15 8-12 6 1 22, Brian Martin 2-4 0-0 1 2 4, Lance Hill 0-0 0-0 0 1 0. Team rebounds 3. **Totals 26-45 14-24 30 15 66.**

Halftime score: Kansas, 32-30. FG%: Nebraska 45.2, Kansas 57.7. FT%: Nebraska 58.3, Kansas 58.3. Attendance: 9,650.

Game No. 23

Nebraska 65, Oklahoma 51 Feb. 15—at Lincoln

OKLAHOMA (51): David Little 7-15 2-3 6 4 16, Darryl Allen 2-8 5-6 8 1 9, Charles Jones 3-5 2-4 1 1 5 8, Chuck Barnett 6-15 2-2 1 2 14, Bo Overton 2-6 0-0 2 5 4, Jan Pannell 0-2 0-0 0 2 0, Raymond Whitley 0-0 0-0 1 0 0, Larry Hendrix 0-1 0-0 0 2 0. Team rebounds 7. **Totals 20-52 11-15 36 21 51.**

NEBRASKA (65): Claude Renfro 2-4 2-2 2 1 6, Ray Collins 4-8 0-0 4 2 8, Terry Smith 5-6 1-2 1 3 11, Jack Moore 7-10 9-10 2 0 23, Handy Johnson 3-9 2-2 0 1 8, Brett Hughes 0-0 2-3 0 0 2, Jerry Shoecraft 2-3 1-1 1 2 5, Greg Downing 0-4 0-0 4 4 0, Kenny Walton 0-0 0-0 0 0 0, Lenard Johnson 1-2 0-1 2 1 2, Drew Stange 0-0 0-0 0 0, Trent Scarlett 0-0 0-0 0 0, John Matzke 0-0 0-0 0 0. Team rebounds 6. **Totals 24-46 17-21 22 14 65.**

Halftime score: Nebraska, 28-18. FG%: Oklahoma 38.5, Nebraska 52.2. FT%: Oklahoma 73.3, Nebraska 81.0. Attendance: 9,223.

Game No. 24

Iowa State 63, Nebraska 61 Feb. 20—at Ames

NEBRASKA (61): Claude Renfro 2-2 2-2 3 3 6, Ray Collins 7-12 3-3 2 4 17, Terry Smith 10-12 1-2 2 5 21, Jack Moore 2-7 2-2 2 2 6, Handy Johnson 2-7 2-2 2 2 2 6, Jerry Shoecraft 0-1 0-0 1 2 0, Greg Downing 0-3 2-2 3 1 2, Lenard Johnson 1-2 1-1 2 2 3, Kenny Walton 0-0 0-0 0 0. Team rebounds 2. **Totals 25-48 11-12 17 20 61.**

IOWA STATE (63): Robert Estes 3-4 8-8 3 5 14, Ron Harris 5-6 1-2 1 4 11, Ron Falenschek 9-16 0-0 5 1 18, Terrence Allen 0-0 3-4 1 3 3, Malvin Warrick 4-8 3-5 5 0 11, Barry Stevens 2-3 0-0 3 3 4, John Kunnert 1-3 0-0 2 1 2, Dave Rauker 0-0 0-0 1 0 0, Tom Peterson 0-0 0-0 0 0 0, Wes Wallace 0-0 0-0 1 0 0. Team rebounds 3. **Totals 24-40 15-19 25 17 63.**

Halftime score: Iowa State, 32-24. FG%: Nebraska 52.1, Iowa State 60.0. FT%: Nebraska 91.7, Iowa State 78.9. Attendance: 9,202.

Game No. 25

Nebraska 79, Colorado 57 Feb. 24—at Lincoln

COLORADO (57): Jacques Tuz 5-8 0-1 8 3 10, Rob Gonzalez 4-6 0-2 2 3 8, Vince Kelley 6-9 7-8 0 3 19, Jay Humphries 1-4 1-2 1 4 3, Joe Washington 3-7 4-4 2 3 10, Curtis Rayford 1-1 0-0 0 1 2, Kevin Cornish 2-3 1-2 1 1 5, Bill Houston 0-2 0-0 1 2 0, Brad Helms 0-1 0-0 1 0 0, Billy Thompson 0-0 0-1 1 1 0, Russell Tearney 0-0 0-0 0 0, Freddie Bryant 0-1 0-2 0 0 0. Team rebounds 3. **Totals 22-42 13-22 20 21 57.**

NEBRASKA (79): Claude Renfro 3-6 2-2 10 4 8, Ray Collins 3-10 0-0 1 0 6, Terry Smith 2-6 0-0 3 3 4, Jack Moore 5-11 8-8 4 1 18, Handy Johnson 6-9 4-4 1 3 16, Brett Hughes 1-1 0-0 0 2, Jerry Shoecraft 1-3 3-4 7 2 5, Greg Downing 4-8 4-6 5 2 12, Kenny Walton 0-0 0-0 1 0 0, Lenard Johnson 2-3 1-2 2 3 5, Drew Stange 0-0 0-0 2 0 0, Trent Scarlett 0-0 0-0 0 0, John Matzke 1-1 1-1 0 1 3. Team rebounds 1. **Totals 28-58 23-27 37 19 79.**

Halftime score: Nebraska, 36-31. FG%: Colorado 52.4, Nebraska 48.3. FT%: Colorado 59.1, Nebraska 85.2. Attendance: 10,275.

Game No. 26

Kansas State 67, Nebraska 50 Feb. 27—at Manhattan

NEBRASKA (50): Ray Collins 2-7 0-0 1 5 4, Claude Renfro 0-2 0-0 5 2 0, Terry Smith 4-8 1-2 3 5 9, Jack Moore 3-7 0-0 1 1 6, Handy Johnson 2-9 3-4 3 2 7, Greg Downing 3-10 0-0 0 4 6, Lenard Johnson 0-1 2-2 0 3 2, Jerry Shoecraft 2-2 2-2 5 2 6, Kenny Walton 0-1 0-0 0 0, Brett Hughes 1-4 0-0 0 1 2, Trent Scarlett 3-4 0-0 2 1 6, John Matzke 1-2 0-0 2 0 2, Drew Stange 0-1 0-0 0 2 0. Team rebounds 4. **Totals 21-58 8-10 26 28 50.**

KANSAS STATE (67): Ed Nealy 6-10 2-7 10 3 14, Randy Reed 2-5 4-4 11 0 8, Les Craft 6-9 4-5 5 4 16, Tim Jankovich 0-2 0-0 4 0 0, Tyrone Adams 6-10 0-2 2 2 12, Lafayette Watkins 1-4 0-1 3 0 2, Kenny Wil-

*Statistics listed are fg-fga fl-fla reb. pf tp.

NU GAME-BY-GAME IN 1981-82*

liams 1-1 4-5 0 1 6, Chris Rorabaugh 1-2 0-0 2 0 2, Ed Galvao 0-0 2-3 1 0 2, Neal Degner 2-2 0-0 2 0 4, Eddie Elder 0-1 1-2 3 0 1, Greg Prudhoe 0-1 0-0 0 0 0. Team rebounds 1. **Totals 25-47 17-29 44 10 67.**

Halftime score: Kansas State, 28-14. FG%: Nebraska 36.2, Kansas State 53.2. FT%: Nebraska 80.0, Kansas State 58.6. Attendance: 11,220.

Game No. 27

Nebraska 60, Oklahoma State 49 March 2—at Lincoln

OKLAHOMA STATE (49): Lorenza Andrews 1-6 1-2 6 5 3, Joe Atkinson 4-8 0-0 5 5 8, Leroy Combs 6-12 2-4 8 2 14, Matt Clark 5-5 0-0 3 3 10, Eddie Hannon 3-11 1-1 3 3 7, Bill Self 1-3 1-1 0 3 3, Brad Livingstone 1-1 0-0 0 0 2, Ricky Jacobs 1-3 0-0 1 1 2, Craig Stunkel 0-0 0-0 0 0 0. Team rebounds 6. **Totals 22-49 5-8 32 22 49.**

NEBRASKA (60): Claude Renfro 4-6 1-5 5 3 9, Ray Collins 8-13 1-2 1 0 17, Terry Smith 2-6 1-2 6 2 5, Jack Moore 2-8 4-4 2 1 8, Handy Johnson 3-9 0-0 0 1 6, Brett Hughes 0-0 0-0 0 1 0, Jerry Shoecraft 1-3 1-1 3 2 3, Greg Downing 0-2 2-2 5 1 2, Lenard Johnson 4-5 2-4 1 3 10. Team rebounds 4. **Totals 24-52 12-20 27 14 60.**

*Statistics listed are fg-fga ft-fta reb. pf tp.

Halftime score: Oklahoma State, 26-24. FG%: Oklahoma State 44.9, Nebraska 46.2. FT%: Oklahoma State 62.5, Nebraska 60.0. Attendance: 8,026.

Game No. 28

Missouri 58, Nebraska 53 March 5—at Kansas City

NEBRASKA (53): Ray Collins 7-12 2-2 2 4 16, Claude Renfro 1-5 0-0 4 1 2, Terry Smith 4-6 0-0 2 2 8, Jack Moore 5-10 1-1 2 4 11, Handy Johnson 6-14 0-0 0 2 12, Greg Downing 1-2 0-0 1 2 2, Lenard Johnson 0-1 2-2 2 3 2, Jerry Shoecraft 0-0 0-0 1 2 0. Team rebounds 3. **Totals 24-50 5-5 17 20 53.**

MISSOURI (58): Mark Dressler 2-5 0-0 2 1 4, Ricky Frazier 7-9 1-1 8 1 15, Steve Stipanovich 6-10 3-3 9 3 15, Prince Bridges 3-5 7-8 2 2 13, Jon Sundvold 4-8 0-0 3 2 8, Greg Cavener 1-2 1-1 1 0 3, Michael Walker 0-0 0-0 0 0 0, Ron Jones 0-1 0-0 0 0 0. Team rebounds 2. **Totals 23-40 12-13 27 9 58.**

Halftime score: Nebraska, 29-26. FG%: Nebraska 48.0, Missouri 57.5. FT%: Nebraska 100.0, Missouri 92.3. Attendance: 17,200.



FINAL 1981-82 BIG EIGHT STANDINGS

ALL GAMES

Team	W	L	Pct.	Points	Opp. Points	Scoring Margin
Missouri	27	4	.871	2,201	1,850	+11.3
Kansas State	23	8	.742	2,096	1,797	+ 9.7
Oklahoma	22	11	.667	2,489	2,334	+ 4.7
Nebraska	16	12	.571	1,767	1,549	+ 7.8
Oklahoma State	15	12	.556	1,929	1,833	+ 3.6
Kansas	13	14	.482	1,789	1,771	+ 0.7
Colorado	11	16	.407	1,862	1,951	- 3.3
Iowa State	10	17	.370	1,821	1,962	- 5.2

CONFERENCE GAMES

Team	W	L	Pct.	Points	Opp. Points	Scoring Margin
Missouri	12	2	.857	918	798	+ 8.6
Kansas State	10	4	.714	886	803	+ 5.9
Oklahoma	8	6	.571	960	961	- 0.1
Nebraska	7	7	.500	873	799	+ 5.3
Oklahoma State	7	7	.500	981	969	+ 0.9
Iowa State	5	9	.357	869	972	- 7.4
Kansas	4	10	.286	843	904	- 4.4
Colorado	3	11	.214	971	1,095	- 8.9

1982 BIG EIGHT TOURNAMENT

First Round:

Missouri 72, Colorado 60, at Columbia
Nebraska 60, Oklahoma State 49, at Lincoln
 Oklahoma 71, Iowa State 67, at Norman
 Kansas State 74, Kansas 62, at Manhattan

Semifinals at Kansas City:

Missouri 58, Nebraska 53
 Oklahoma 68, Kansas State 62

Final at Kansas City:

Missouri 68, Oklahoma 63

FINAL 1981-82 BIG EIGHT STATISTICS

CONFERENCE GAMES

TEAM STATISTICS

Field Goal Percentage	FG-FGA	Pct.	Free Throw Percentage	FT-FTA	Pct.
1. Missouri	358-659	.543	1. Nebraska	191-247	.773
4. Nebraska	341-722	.472			
Rebound Percentage	Reb-Opp	Pct.	Rebound Average	Reb.	Avg.
1. Missouri	477-414	.535	1. Oklahoma	496	35.4
7. Nebraska	383-430	.471	8. Nebraska	383	27.4

Rebound Margin

1. Missouri	+4.5
7. Nebraska	-3.4

Offensive Average	Points	Avg.	Defensive Average	Points	Avg.
1. Oklahoma State	981	70.1	1. Missouri	798	57.0
6. Nebraska	873	62.4	2. Nebraska	799	57.4

INDIVIDUAL STATISTICS

Scoring	G	FG	FGA	FT	FTA	Points	Avg.
1. David Little, Oklahoma	14	100	214	63	76	263	18.8
12. Jack Moore, Nebraska	14	55	137	60	64	170	12.1
21. Ray Collins, Nebraska	14	54	113	25	30	133	9.5

FG Percentage (Min. of 5 att. per game)	FG-FGA	Pct.	FT Percentage (Min. of 2 att. per game)	FT-FTA	Pct.
1. Marvin McCrary, Mo.	45-71	.634	1. Jack Moore, Nebraska	60-64	.938
2. Terry Smith, Nebraska	50-79	.633	6. Ray Collins, Nebraska	25-30	.833

Rebounding	G	No.	Avg.	Assists	G	No.	Avg.
1. Ed Nealy, Kansas State	14	133	9.5	1. Eddie Hammon, Okla. St.	14	63	5.9
				5. Jack Moore, Nebraska	14	57	4.1

Steals	G	No.	Avg.	Blocked Shots	G	No.	Avg.
1. Jay Humphries, Colorado	14	26	1.9	1. Joe Atkinson, Okla. St.	13	28	2.1
3. Ray Collins, Nebraska	14	23	1.6				
10. Jack Moore, Nebraska	14	17	1.2				

ALL GAMES

TEAM STATISTICS

Field Goal Percentage	FG-FGA	Pct.	Free Throw Percentage	FT-FTA	Pct.
1. Missouri	815-1511	.539	1. Missouri	571-770	.742
6. Nebraska	679-1444	.470	2. Nebraska	409-552	.741

Rebound Percentage	Reb-Opp	Pct.	Rebound Average	G	Reb.	Avg.
1. Kansas State	1012-887	.533	1. Iowa State	27	955	35.4
7. Nebraska	777-882	.468	8. Nebraska	28	777	27.8

Rebound Margin	
1. Kansas State	+4.0
7. Nebraska	-3.8

Offensive Avg.	Points	Avg.	Defensive Avg.	Points	Avg.
1. Oklahoma	2,489	75.4	1. Nebraska	1,549	55.3
8. Nebraska	1,767	63.1			

INDIVIDUAL STATISTICS

Scoring	G	FG	FGA	FT	FTA	Points	Avg.
1. Chuck Barnett, Oklahoma	33	272	511	80	106	624	18.9
12. Jack Moore, Nebraska	27	110	261	123	131	343	12.7
23. Ray Collins, Nebraska	28	111	221	47	60	269	9.6
25. Handy Johnson, Nebraska	28	118	286	24	33	260	9.3

FG Percentage (Min. of 5 att. per game)	FG-FGA	Pct.	FT Percentage (Min. of 2 att. per game)	FT-FTA	Pct.
11. Marvin McCrary, Mo.	94-148	.635	1. Jack Moore, Nebraska	123-131	.939

Rebounding	G	No.	Avg.	Assists	G	No.	Avg.
1. Ed Nealy, Kansas State	31	268	8.7	1. Eddie Hammon, Okla. St.	26	141	5.4
				6. Jack Moore, Nebraska	27	109	4.0

Continued Next Page

1982-83 BIG EIGHT STATS, CONT.

Steals	G	No.	Avg.	Blocked Shots	G	No.	Avg.
1. Jay Humphries, Colorado	27	52	1.9	1. Joe Atkinson, Okla.St.	26	48	1.8
5. Ray Collins, Nebraska	28	38	1.4	7. Lenard Johnson, Nebraska	27	23	0.8
9. Jack Moore, Nebraska	27	35	1.3				

HUSKER HONORS IN 1981-82

JACK MOORE

Frances Pomeroy Naismith Award
Associated Press All-Big Eight
United Press International All-Big Eight
UPI Third-Team All-American
AP Honorable-Mention All-American
Northern Iowa Holiday Classic MVP

GREG DOWNING

Northern Iowa Holiday Classic All-Tourney

NU RECORDS BROKEN IN 1981-82

INDIVIDUAL RECORDS


Best FT Percentage, Season—.939, Jack Moore (old record, .922 by Moore, 1980-81)
Most FTs, Career—446, Jack Moore, 1978-82 (old record, 371 by Andre Smith, 1977-81)
Best FT Percentage, Career—.901, Jack Moore (old record, .839 by Tom Baack, 1965-68)
Most Consecutive FTs—39, Jack Moore, 1981-82 (new record, which is one less than the Big Eight record)

BIG EIGHT TEAM RECORDS

Best FG Percentage, One Half—.818, vs. Colorado (18-22) (old record, .813, Colorado vs. Nebraska, 1980-81) (NOTE: This record was broken by Kansas State vs. Nebraska in the very next game with .857 on 12-of-14)

INDIVIDUAL

Best FT Percentage, Season—.939, Jack Moore (old record, .926 by Moe Iba, Oklahoma State, 1960-61)
Best FT Percentage, Career—.901, Jack Moore (old record, .839 by Tom Baack, Nebraska, 1965-68)



RECORDS AND ALL-TIME SCORERS

NEBRASKA VARSITY RECORDS

FRESHMAN RECORDS

Most FGs—Jerry Fort, 1972-73	151
Most FGs Attempted—Jerry Fort, 1972-73	349
Best FG Percent—Mike Naderer, 1977-78563 (63-112)
Most FTs—Jerry Fort, 1972-73	74
Most FTs Attempted—Andre Smith, 1977-78	111
Best FT Percent—Jerry Fort, 1972-73712
Most Points—Jerry Fort, 1972-73	376
Most Points, One game—Jerry Fort vs. Kansas, 1972-73	27
Best Average—Jerry Fort, 1972-73	14.5
Most Rebounds—Andre Smith, 1977-78	144

SOPHOMORE RECORDS

Most FGs—Jerry Fort, 1973-74	207
Most FGs Attempted—Jerry Fort, 1973-74	484
Best FG Percent—Larry Cox, 1973-74579
Most FTs—Jack Moore, 1979-80	*184
Most FTs Attempted—Jack Moore, 1979-80	211
Best FT Percent—Jack Moore, 1979-80870
Most Points—Jerry Fort, 1973-74	468
Best Average—Jerry Fort, 1973-74	18.0
Most Rebounds—Leroy Chalk, 1968-69	257

JUNIOR RECORDS

Most FGs—Andre Smith, 1979-80	*237
Most FGs Attempted—Jerry Fort 1974-75	*508
Best FG Percent—Andre Smith, 1979-80610
Most FTs—Bob Gratop, 1968-69	141
Most FTs Attempted—Andre Smith, 1979-80	189
Best FT Percent—Jack Moore, 1980-81922
Most Points—Andre Smith, 1979-80	*600
Best Average—Jerry Fort, 1974-75	20.2
Most Rebounds—Andre Smith, 1979-80	251

SENIOR RECORDS

Most FGs—Chuck Jura, 1971-72	220
Most FGs Attempted—Jim Buchanan, 1951-52	484
Best FG Percent—Larry Cox, 1975-76	*.672
Most FTs—Stuart Lantz, 1967-68	136
Most FTs Attempted—Bill Johnson, 1953-54	*212
Best FT Percent—Jack Moore, 1981-82	*.939
Most Points—Marvin Stewart, 1970-71	556
Best Average—Marvin Stewart, 1970-71	*21.4
Most Rebounds—Chuck Jura, 1971-72	*305

*—NU single-season record.

CAREER RECORDS

Most FGs—Jerry Fort, 1972-76	777
Most FGs Attempted—Jerry Fort, 1972-76	1,793
Best FG Percent—Larry Cox, 1973-76625
Most FTs—Jack Moore, 1978-82	446

Most FTs Attempted—Andre Smith, 1977-81.....	562
Best FT Percent—Jack Moore, 1978-82.....	.901
Most Consecutive FTs—Jack Moore, 1981-82.....	39
Most Points—Jerry Fort, 1972-76.....	1,882
Best Average—Jerry Fort, 1972-76.....	17.9
Most Rebounds—Leroy Chalk, 1969-70-71.....	782

INDIVIDUAL ONE GAME RECORDS

Most FGs—16, Marvin Stewart vs. Nevada, Dec. 14, 1970
Most FGA—34, Several Players
Most FTs—16, Tom Russell vs. Kansas, Feb. 21, 1962
Most FTA—20, Bill Johnson vs. Missouri, Jan. 21, 1953
Most Points—40, Jerry Fort vs. Missouri, Feb. 22, 1975
Most Rebounds—26, Bill Johnson vs. Iowa State, Jan. 4, 1954
Most Assists—13, Jack Moore vs. Wis.—Oshkosh, Jan. 4, 1980

TEAM RECORDS

Most Wins—22, 1919-20 (22-2); 1977-78 (22-8).
Most FGs—48, vs. Montana St., Dec. 23, 1977
Most FGA—97, vs. California State, Dec. 4, 1967
Most FTs—41, vs. Missouri, Jan. 16, 1956
Most FTA—60, vs. Kansas State, Jan. 11, 1954
Best FT Percent—1.000 (17-17) vs. Oklahoma State, January 31, 1979 (Big 8 Record)
Most Points—116, vs. Nevada, Dec. 14, 1970
Most Consecutive FTs—25, vs. Oklahoma in Big 8 Tourney, Dec. 28, 1967
Most Assists—36, vs. Montana St., Dec. 23, 1977
Most Steals—17, vs. S. Dakota St., Nov. 30, 1979
Fewest Turnovers—4, vs. Pacific, Dec. 19, 1975

MISCELLANEOUS RECORDS

Most Overtimes—One Game—4, NU 92, Ala.—Birmingham 84, 1979
Most Overtime Games—One Season—4, in 1979-80 (NU 94, UAB 84, 4 OT; NU 83, Wis. 82, OT; NU 74, Okla. St. 73, OT; Kans. St. 66, NU 64 2 OT).
Most Points in Overtime Game—94 vs. Wichita State (Neb. 94, Wichita St. 92, 3 OT), December 10, 1968
Most Total Points (Home)—187, (Nebraska 116, Nevada-Reno 71), Dec. 14, 1970
Most Total Points (Away)—205, (Marshall 119, Nebraska 87, 1967 NIT)
Most Points by an Opponent—119, Marshall, 1967 NIT
Most Points One Season—2,131, in 1979-80
Most FGs One Season—829, in 1977-78
Most Rebounds One Season—1,062, in 1965-66



JERRY FORT

NEBRASKA'S ALL TIME LEADING SCORER

On Dec. 27, 1972, when Nebraska met Iowa State during the first round of the Big Eight Preseason Tournament in Kansas City, then freshman guard Jerry Fort started his first game as a Husker. And what was about to follow would keep Cornhusker basketball fans cheering for the next three years.

Fort ended his Nebraska career in March of 1976 as the Huskers' all-time leading scorer with 1,882 points. He was also the Cornhuskers' only three-time All-Big Eight performer.

He holds every freshman, sophomore and junior scoring record. The senior mark of 556 points, or a 21.4 average, was set by Marvin Stewart in 1970-71.

His other major scoring record is the most points scored in one game by a Nebraska player. On Feb. 22, 1975, in Lincoln when Nebraska beat Missouri, 80-77, Fort scored 40 points and broke the old mark of 38 points, set by Tom Russell vs. Kansas on Feb. 21, 1962.

CAREER TOTALS

	G-S	FG-FGA	Pct.	FT-TFA	Pct.	Reb.	Avg.	PF-D	TP	Avg.	High Game
1972-73	26-18	151-349	.433	74-104	.712	106	4.0	79-5	376	14.5	27, Kan., B8
1973-74	26-26	207-484	.428	54-88	.614	110	4.2	71-1	468	18.0	33, Mo., a
1974-75	26-26	218-508	.429	89-138	.645	91	3.5	70-1	525	20.2	40, Mo., h
1975-76	27-27	201-452	.445	111-156	.712	87	3.2	62-1	513	19.0	34, KSU, a
Totals	105-97	777-1793	.433	328-486	.675	394	3.8	282-8	1882	17.9	40, Mo., h





ANDRE SMITH

6-7 . . . 210 . . . Center-Forward

Chicago, Ill.

Andre Smith closed out a brilliant four-year career in 1980-81 when he led the Big Eight Conference in scoring with a 19.5 conference average, was named the league's player-of-the-year by both major wire services, and earned All-Big Eight honors for the second-straight year. As a senior, Andre moved past Chuck Jura, Stuart Lantz, Tom Baack and Carl McPipe into second place among all-time Husker scorers with 1,717 points. He also became Nebraska's No. 2 all-time rebounder with 753.

SMITH'S STATISTICS

Year	GS	FG-FGA	Pct.	FT-FTA	Pct.	RB	Avg.	A	PF-D	TP	Avg.	High Game
1977-78	30-2	105-190	.533	68-111	.613	144	4.8	27	75-0	278	9.3	21, CU, h
1978-79	27-27	146-256	.570	72-110	.655	186	6.9	54	91-5	364	13.5	26, AT, h
1979-80	31-13	237-388	.610	126-189	.670	251	8.1	82	116-6	600	19.4	34, EW, h
1981-82	26-26	185-314	.589	185-314	.589	172	6.6	63	83-3	475	18.3	26, twice
TOTALS	114-86	673-1148	.586	371-562	.660	753	6.6	63	365-14	1,717	15.1	34, EW, h



CARL McPIPE

6-8 . . . 225 . . . Center

Hammond, Ind.

1,300 points and was also a three-year starter. His best season was in 1977-78 as a junior when he earned USBWA District Five honors—which he also earned as a senior—and was one of 12 centers across the country to be designated an All-American by the Citizens Savings Athletic Foundation. Carl was a fifth-round 1979 draft choice of the Philadelphia 76ers.

McPIPE'S STATISTICS

Year	GS	FG-FGA	Pct.	FT-FTA	Pct.	Re.	Avg.	A	PF-D	TP	Avg.	High Game
1975-76	20-1	25-67	.373	16-22	.727	58	2.9	5	41-1	66	3.3	16, NW, H
1976-77	29-29	183-376	.487	74-108	.685	241	8.3	20	114-9	440	15.2	28, KU, h
1977-78	29-29	190-357	.532	65-97	.670	228	7.9	18	103-5	445	15.3	29, KU, a
1978-79	26-26	148-326	.454	53-90	.589	196	7.5	18	95-7	349	13.4	23, MU, a
TOTALS	104-85	546-1126	.485	208-317	.656	723	7.0	61	353-22	1,300	12.5	29, KU, a



TOM BAACK

6-5 . . . 195 . . . Forward

Fort Wayne, Ind.

Baack, now a Cornhusker assistant coach, was the Husker's No. 1 scorer until Jerry Fort captured most the scoring records. Featuring a satin smooth jump shot, the 6-5 forward played on three-straight winning Nebraska teams. High school honors included all-state in basketball and all-city in basketball and football. A native Nebraskan, Tom was born in North Platte. A fine all around athlete, Tom also enjoys golf and baseball and earned three letters each in basketball, track and football at Concordia High.

BAACK'S STATISTICS

Year	G	FG	FGA	Pct.	FT	FTA	Pct.	RB	Avg.	TP	Avg.
1965-66	25	147	325	.542	92	108	.852	106	4.2	386	15.4
1966-67	25	186	399	.466	71	85	.835	152	6.1	443	17.7
1967-68	25	191	412	.466	82	99	.828	134	5.4	464	18.6
TOTALS	75	524	1136	.462	245	292	.836	392	5.2	1293	17.2



STUART LANTZ

6-3 . . . 185 . . . Guard

Uniontown, Pa.

A Pennsylvania paper referred to him as the man with a golden hand. Husker followers knew him as Stu, the jumping jack from Uniontown who teamed with Tom Baack to give the Huskers a potent one-two punch. All-state and All-American at Uniontown High and two years All-Big Eight. Played professional basketball with the Detroit Pistons, Houston Rockets, New Orleans Jazz and the Los Angeles Lakers. Now a professional basketball broadcaster.

LANTZ'S STATISTICS

Year	G	FG	FGA	Pct.	FT	FTA	Pct.	RB	Avg.	TP	Avg.
1965-66	25	125	290	.431	56	85	.659	199	8.0	306	12.2
1966-67	25	189	368	.513	100	129	.775	193	7.7	478	19.1
1967-68	25	173	349	.495	136	181	.757	179	7.2	482	19.2
TOTALS	75	487	1007	.485	292	395	.737	571	7.6	1266	16.8



CHUCK JURA

6-10 . . . 220 . . .


Center

Schuyler, Neb.

The best all-around big man in Nebraska history, Jura's 1,255 career points are the sixth most ever and miss being fifth by only 12 points. His 551 points as a senior barely missed Marvin Stewart's season record of 556 and his 21.2 ppg average was only the second over 20 in the first 75 years of Nebraska basketball history. The big kid from Schuyler also set records for field goal percentage in a season (.592) and career (.549), single-season rebounds (305), and season field goals (220).

JURA'S STATISTICS

Year	G	FG	FGA	Pct.	FT	FTA	Pct.	RB	Avg.	TP	Avg.
1969-70	25	99	205	.483	51	86	.593	192	7.7	249	9.9
1970-71	26	181	306	.592	95	160	.594	243	9.3	455	17.5
1971-72	26	220	399	.551	111	181	.613	305	11.7	551	21.2
TOTALS	77	500	910	.549	257	427	.602	740	9.6	1255	16.3



JACK MOORE


5-9 . . . 165 . . . Guard

Muncie, Ind.

One of the best free-throw shooters in the history of the game, Moore won the 1982 Naismith Award as the best player in the country under 6-feet tall. On his way to a 1,204-point career, Moore shot .901 from the line—second-best-ever in NCAA Division I—and broke the Big Eight season record previously held by his coach, Moe Iba. He was consensus All-Big Eight as a senior.

MOORE'S STATISTICS

Year	G	FG	FGA	Pct.	FT	FTA	Pct.	RB	Avg.	TP	Avg.
1978-79	20	21	61	.344	21	25	.840	19	1.0	63	3.2
1979-80	31	137	291	.470	184	211	.870	53	1.7	458	14.8
1980-81	27	111	221	.502	118	128	.922	54	2.0	340	12.6
1981-82	27	110	257	.428	123	131	.939	58	2.1	343	12.7
TOTALS	105	379	830	.457	446	495	.901	184	1.8	1204	11.5



BRIAN BANKS

6-0 . . . 160 . . . Guard

Hammond, Ind.

The other half of the 'Hammond Hustlers', Banks was one of the smoothest guards ever to play at Nebraska. A three-year starter, he's the Huskers' No. 7 all-time scorer with 1,150 points. Nagged by injuries his senior season, Brian's best was in 1977-78 as a junior, when he led the Huskers to a 22-8 record and earned first-team All-Big Eight honors. Currently playing in Australia.

BANKS' STATISTICS

Year	GS	FG-FGA	Pct.	FT-FTA	Pct.	Re.	Avg.	A	PF-D	TP	Avg.	High Game
1975-76	27-1	42-93	.452	38-49	.775	33	1.2	38	57-1	122	4.5	9, four
1976-77	29-29	160-330	.485	66-100	.660	73	2.5	96	103-4	386	13.3	20, CU, h
1977-78	30-30	173-351	.493	73-103	.709	84	2.8	96	80-3	419	14.0	24, twice
1978-79	24-23	96-212	.453	31-46	.674	66	2.8	68	66-4	223	9.3	19, MU, h
TOTALS	110-83	471-986	.478	208-298	.698	256	2.3	298	306-12	1,150	10.5	24, twice



MARVIN STEWART

6-3 . . . 180 . . . Guard

Chicago, Ill.

One of the finest fast-breaking guards in Nebraska history. Marvin had exceptional break-away speed and tremendous ball handling ability. Despite missing 12 games his junior year, he ranks eighth on the Husker all-time scoring chart. Marv edged Tom Baack's record career ppg average by .002 (17.242-17.240). In his senior year, "Marvelous Marv" became Joe Cipriano's third All-Big Eight performer. His 21.4 scoring average and 556 points are both records.

STEWART'S STATISTICS

Year	G	FG	FGA	Pct.	FT	FTA	Pct.	RB	Avg.	TP	Avg.
1968-69	26	137	321	.426	107	150	.720	66	2.5	386	14.6
1969-70	14	83	174	.477	35	56	.625	2.0	2.0	201	14.3
1970-71	26	215	426	.505	126	153	.824	54	2.1	556	21.4
TOTALS	66	435	921	.472	268	359	.747	148	2.2	1138	17.2



HERSCHELL TURNER

**6-2 . . . 190 . . . Guard-Forward
Indianapolis, Ind.**

Teamed with Al Maxey to provide another great one-two punch for past Cornhusker teams. A fine shooter, he also had great leaping ability. Held the Husker mark for most rebounds in a season (244 in 1958-59) until Leroy Chalk broke the record in 1968-69 with 257 rebounds. A leader of the Jerry Bush "give & go" type of basketball, Turner was noted for his sharp passing and rough defensive play as well as his always potent scoring punch.

TURNER'S STATISTICS

Year	G	FG	FGA	Pct.	FT	FTA	Pct.	RB	Avg.	TP	Avg.
1957-58	23	82	211	.389	82	136	.608	189	8.2	246	10.7
1958-59	25	146	361	.404	136	183	.743	244	9.8	428	17.1
1959-60	24	143	326	.438	96	155	.619	193	8.0	382	15.9
TOTALS	72	371	898	.413	314	474	.662	626	8.7	1056	14.7



BOB SIEGEL

**6-7 . . . 215 . . . Forward
Fairbury, Neb.**

Started for three years (1975-77), and played as a freshman in 1974, as a Husker forward under Joe Cipriano. He's Nebraska's 11th-leading all-time scorer with 970 points, for a career average of 9.6 a game. Also a fine rebounder, Siegel had a four-year rebound total of 632 for a 6.3 average. Possessed a fine corner shot and was rugged under the boards.

SIEGEL'S STATISTICS

Year	G	FG	FGA	Pct.	FT	FTA	Pct.	RB	Avg.	TP	Avg.
1973-74	19	35	89	.393	12	18	.667	66	3.5	82	4.3
1974-75	26	117	278	.421	42	56	.750	227	8.7	268	10.3
1975-76	27	121	266	.455	40	56	.714	158	5.9	282	10.4
1976-77	29	136	340	.400	66	102	.647	181	6.2	338	11.7
TOTALS	101	409	973	.420	160	232	.690	632	6.3	970	9.6



TOM SCANTLEBURY

6-2 . . . 180 . . . Guard

Oakland, Calif.

An electrifying, ball-handling wizard, Tom led the Huskers in scoring his junior and senior years. Able to run with reckless abandon, yet stop and put up the smooth jump shot. A great crowd pleaser and the capability to break a game wide open was always with the graduate of Oakland Skyline High. Second-team All-Big Eight his senior year.

SCANTLEBURY'S STATISTICS

Year	G	FG	FGA	Pct.	Ft	FTA	Pct.	RB	Avg.	TP	Avg.
1967-68	24	111	268	.518	83	108	.769	86	3.6	309	12.8
1968-69	26	118	269	.438	63	91	.692	79	3.0	299	11.5
1969-70	25	140	298	.470	81	104	.779	102	4.1	361	14.4
TOTALS	75	369	835	.441	227	303	.748	267	3.6	969	12.9



NATE BRANCH

6-4 . . . 195 . . . Guard-Forward

Palo Alto, Calif.

One of the quickest players to ever perform for the University of Nebraska. A fine musician, Nate organized his own combo on campus and played nightclub spots during the off season. He has written a new theme song for the Harlem Globe Trotters, as he plays and tours with the basketball magicians. He is the Trotters' general manager. One of Joe Cipriano's first recruits at NU. His great breakaway speed made him the nucleus of Cipriano's run and gun style of ball.

BRANCH'S STATISTICS

Year	G	FG	FGA	Pct.	FT	FTA	Pct.	RB	Avg.	TP	Avg.
1964-65	25	100	238	.420	57	92	.620	110	4.4	257	10.3
1965-66	25	130	315	.414	78	107	.729	170	6.8	338	13.5
1966-67	25	137	319	.429	89	121	.737	190	7.6	363	15.6
TOTALS	75	367	872	.421	224	320	.700	470	6.3	958	12.8



LEROY CHALK

6-7 . . . 218 . . . Center

Big Sandy, Texas

Small for a center at 6-7, Leroy nearly always had to compete against taller opponents. But using his quickness and tremendous strength, he dominated the boards for three years. As a sophomore, he set a new single-season rebounding record with 257 rebounds and as a senior, broke his old record with 290. He wound up with 782 career rebounds, easily smashing Rex Ekwall's old mark of 692.

CHALK'S STATISTICS

Year	G	FG	FGA	Pct.	FT	FTA	Pct.	RB	Avg.	TP	Avg.
1968-69	26	98	182	.538	35	57	.615	257	9.9	231	8.8
1969-70	26	91	184	.495	46	77	.597	235	9.0	228	9.5
1970-71	26	102	189	.540	52	63	.825	290	11.2	246	9.5
TOTALS	76	291	555	.524	133	197	.675	782	10.3	705	9.3



NEBRASKA'S 100-POINT GAMES

Date	Opponent	Site	NU	Opp.
Dec. 1, 1965	Wisconsin	Madison, Wis.	101	88
Dec. 12, 1966	Washington State	Lincoln	100	75
Dec. 4, 1967	Fullerton State	Lincoln	111	74
Jan. 27, 1968	Oklahoma	Lincoln	110	90
Dec. 14, 1970	Nevada-Reno	Lincoln	116	71
Dec. 23, 1977	Montana State	Lincoln	104	60
Nov. 30, 1979	South Dakota St.	Lincoln	100	83

ALL-TIME TOP SCORERS

(1) JERRY FORT

Year	G	FG	FGA	Pct.	FT	FTA	Pct.	RB	Avg.	TP	Avg.
1972-73	26	151	349	.433	74	104	.712	106	4.1	376	14.5
1973-74	26	207	484	.428	54	88	.614	110	4.2	468	18.0
1974-75	26	218	508	.429	89	138	.645	91	3.5	525	20.2
1975-76	27	201	452	.445	111	156	.712	87	3.2	513	19.0
TOTALS	105	777	1793	.433	328	486	.675	394	3.8	1882	17.9

(2) ANDRE SMITH

1977-78	30	105	190	.553	68	111	.613	144	4.8	278	9.3
1978-79	27	146	256	.570	72	110	.655	186	6.9	364	13.5
1979-80	31	237	388	.610	126	189	.670	251	8.1	600	19.4
1980-81	26	185	314	.589	105	152	.712	475	18.3	475	18.3
TOTALS	114	673	1148	.586	371	562	.660	753	6.6	1717	15.1

(3) CARL McPIPE

1975-76	20	25	67	.373	16	22	.727	58	2.9	66	3.3
1976-77	29	183	376	.487	74	108	.685	241	8.3	440	15.2
1977-78	29	190	357	.532	65	97	.670	228	7.0	445	15.3
1978-79	26	148	326	.454	53	90	.589	196	7.5	349	12.5
TOTALS	104	546	1126	.485	208	317	.656	723	7.0	1300	12.5

(4) TOM BAACK

1965-66	25	147	325	.452	92	108	.852	106	4.2	386	15.4
1966-67	25	186	399	.466	71	85	.835	152	6.1	443	17.7
1967-68	25	191	412	.466	82	99	.828	134	5.4	464	18.6
TOTALS	75	524	1136	.462	245	292	.839	392	5.2	1293	17.2

(5) STUART LANTZ

1965-66	25	125	290	.431	56	85	.659	199	8.0	306	12.2
1966-67	25	189	368	.513	100	129	.775	193	7.7	478	19.1
1967-68	25	173	349	.495	136	181	.757	179	7.2	482	19.2
TOTALS	75	487	1007	.485	292	395	.737	571	7.6	1266	16.8

(6) CHUCK JURA

1969-70	25	99	205	.483	51	86	.593	192	7.7	249	9.9
1970-71	26	181	306	.592	95	160	.594	243	9.3	455	17.5
1971-72	26	220	398	.551	111	181	.613	305	11.7	551	21.2
TOTALS	77	500	910	.549	257	427	.602	740	9.6	1255	16.3

(7) JACK MOORE

1978-79	20	21	61	.344	21	25	.840	19	1.0	63	3.2
1979-80	31	137	291	.470	184	211	.870	53	1.7	458	14.8
1980-81	27	111	221	.502	118	128	.922	54	2.0	340	12.6
1981-82	27	110	257	.428	123	131	.939	58	2.1	343	12.7
TOTALS	105	379	830	.457	446	495	.901	184	1.8	1204	11.5

(8) BRIAN BANKS

1975-76	27	42	93	.452	38	49	.776	33	1.2	122	4.5
1976-77	29	160	330	.485	66	100	.660	73	2.5	386	13.3
1977-78	30	173	351	.493	73	103	.709	84	2.8	419	14.0
1978-79	24	96	212	.453	31	46	.674	66	2.8	223	9.3
TOTALS	110	471	986	.478	208	298	.698	256	2.3	1150	10.5

(9) MARVIN STEWART

1968-69	26	137	321	.426	107	150	.720	66	2.5	381	14.6
1969-70	14	83	174	.477	35	56	.625	28	2.0	201	14.3
1970-71	26	215	426	.505	126	153	.824	54	2.1	356	21.4
TOTALS	66	435	921	.472	268	359	.747	148	2.2	1138	17.2

(10) HERSCHELL TURNER

1957-58	23	82	211	.389	82	136	.608	189	8.2	246	10.7
1958-59	25	146	361	.404	136	183	.743	244	9.8	428	17.1
1959-60	24	143	326	.438	96	155	.619	193	8.0	382	15.9
TOTALS	72	371	898	.413	314	474	.662	626	8.7	1056	14.7

(11) BOB SIEGEL

1973-74	19	35	89	.393	12	18	.667	66	3.5	82	4.3
1974-75	26	117	278	.421	42	56	.750	227	8.7	268	10.3
1975-76	27	121	266	.455	40	56	.714	158	5.9	282	10.4
1976-77	29	136	340	.400	66	102	.647	181	6.2	338	11.7
TOTALS	101	409	973	.420	160	232	.690	632	6.3	970	9.6

(12) TOM SCANTLEBURY

1967-68	24	111	268	.418	83	108	.769	86	3.9	309	12.8
1968-69	26	118	269	.438	63	91	.692	79	3.0	299	11.5
1969-70	25	140	298	.470	81	104	.779	102	4.1	361	14.4
TOTALS	75	369	835	.441	227	303	.748	267	3.6	969	12.9

(13) NATE BRANCH

1964-65	25	100	238	.420	57	92	.620	110	4.4	257	10.3
1965-66	25	130	315	.414	78	107	.729	170	6.8	338	13.5
1966-67	25	137	319	.429	89	121	.737	190	7.6	363	15.6
TOTALS	75	367	872	.421	224	320	.700	470	6.3	958	12.8

(14) REX EKWALL

1954-55	21	88	194	.453	85	116	.733	241	11.5	261	12.4
1955-56	21	102	237	.430	108	151	.715	224	10.7	312	14.8
1956-57	23	106	259	.409	95	127	.748	214	9.3	307	13.3
TOTALS	65	296	690	.429	288	394	.731	679	10.4	880	13.6

(15) GRANT SIMMONS

1963-64	24	63	161	.393	39	66	.591	59	2.5	165	6.8
1964-65	24	111	281	.395	82	121	.678	88	3.7	304	12.2
1965-66	25	131	267	.491	118	163	.724	68	2.7	380	15.2
TOTALS	74	305	709	.431	239	350	.683	215	2.9	849	11.3

(16) BOB GRATOPP

1967-68	25	86	204	.422	91	111	.820	154	6.2	263	10.5
1968-69	26	92	218	.422	141	178	.791	133	5.1	325	12.5
1969-70	25	77	186	.414	84	111	.757	125	5.0	238	9.5
TOTALS	76	255	608	.419	316	400	.790	412	5.4	826	10.8

(17) JAMES BUCHANAN

1949-50	23	56	159	.365	21	34	.610	*		137	5.9
1950-51	22	114	299	.382	56	80	.700	*		284	12.9
1951-52	24	173	484	.357	54	89	.607	127	5.3	400	16.7
TOTALS	69	345	942	.366	131	203	.645	*		821	11.9

(18) CLAUDE RUTHERFORD

1946-47	24	92	322	.283	60	92	.652	*		244	10.2
1947-48	24	102	334	.305	55	96	.573	*		259	10.8
1948-49	26	124	434	.286	63	95	.663	*		311	11.9
TOTALS	74	318	1090	.292	178	283	.629	*		814	11.0

* Not available.



BOB DEVANEY SPORTS CENTER (Opened 1976—Capacity 14,438)

TOP 20 COLLEGE BASKETBALL ATTENDANCE RECORDS

15,038—Oklahoma State, 1980-81*	14,458—Missouri, 1981-82*
15,003—Oklahoma, 1980-81*	14,438—Iowa State, 1979-80*
14,999—Colorado, 1978-79*	14,273—Missouri, 1976-77
14,912—Kansas State, 1977-78*	14,262—Creighton, 1977-78
14,753—Missouri, 1977-78*	14,168—Kansas, 1977-78
14,747—Iowa State, 1977-78*	13,622—Oklahoma State, 1978-79
14,562—Colorado, 1979-80*	13,467—Iowa State, 1976-77
14,558—NCAA Second Round, 1980*	13,401—Creighton, 1979-80
14,548—Arkansas, 1981-82*	13,126—Kansas State, 1981-82
14,544—Iowa State, 1978-79*	13,125—Kansas State, 1979-80

*Capacity crowds.

Largest opening-game attendance—10,516, vs. Iowa, 1976-77.

ANNUAL ATTENDANCE TOTALS

	All Games			Big Eight		
	Games	Attendance	Average	Games	Attendance	Average
1976-77	11	106,868	9,715	7	74,243	10,606
1977-78	17	172,892	10,170	7	90,514	12,931
1978-79	11	131,769	11,979	7	87,502	12,500
1979-80	16	145,626	9,102	7	79,015	11,288
1980-81	15	136,483	9,099	7	82,009	11,716
1981-82	14	143,819	10,273	7	79,329	11,333
Totals	84	837,457	9,970	42	492,612	11,729

BOB DEVANEY SPORTS CENTER RECORDS

TEAM RECORDS

- Points scored**—104; Nebraska vs. Montana State (60), Dec. 23, 1977.
Fewest points scored—42; Nebraska vs. Missouri (44), Jan. 16, 1982.
Most points, both teams—183; Nebraska 100, South Dakota State 83, Nov. 30, 1979.
Fewest points, both teams—86; Missouri 44, Nebraska 42, Jan. 16, 1982.
Most points, one half—59; Nebraska vs. Montana State (36), Dec. 23, 1977 (2nd).
Fewest points, one half—13; South Dakota State vs. Nebraska (35), Dec. 7, 1981.
Most field goals made—48; Nebraska vs. Montana State, Dec. 23, 1977 (87 att.).
Fewest field goals made—15; Colorado vs. Nebraska, Feb. 3, 1979 (38 att.).
Most field goals attempted—87; Nebraska vs. Montana State, Dec. 23, 1977 (48 made).
Fewest field goals attempted—33; Nebraska vs. Kansas, Jan. 16, 1980 (20 made).
Best field goal percentage—758; Colorado vs. Nebraska, Jan. 21, 1981 (25-33).
Lowest field goal percentage—270; Northwest Missouri State vs. Nebraska, Dec. 13, 1976 (17-63).
Most free throws made—33; Nebraska vs. Penn State, Dec. 9, 1980 (40 att.).
Fewest free throws made—2; Minnesota vs. Nebraska, Nov. 28, 1978 (5 att.); Nebraska vs. Missouri, Jan. 16, 1982 (3 att.).
Most free throws attempted—40; Nebraska vs. Penn State, Dec. 9, 1980 (33 made).
Fewest free throws attempted—3; Nebraska vs. Missouri, Jan. 16, 1982 (2 made).
Best free throw percentage—1.000; Kansas vs. Nebraska, Jan. 26, 1977 (11-11); Colorado vs. Nebraska, Feb. 16, 1980 (14-14); Colorado vs. Nebraska, Jan. 21, 1981 (12-12).
Most free throws attempted, both teams—61; Nebraska 34, Mississippi 27, Dec. 17, 1977.
Fewest free throws attempted, both teams—9; Nebraska 3, Missouri 6, Jan. 16, 1982.
Most personal fouls—33; Colorado vs. Nebraska (24), Jan. 12, 1977.
Fewest personal fouls—11; Nebraska vs. Mankato State (21), Dec. 22, 1976; Iowa State vs. Nebraska (18), Feb. 10, 1979.
Most personal fouls, both teams—57; Colorado 33, Nebraska 24, Jan. 12, 1977.
Fewest personal fouls, both teams—27; Nebraska 15, Missouri 12, Jan. 16, 1982.
Most disqualifications—3; Colorado vs. Nebraska (1), Jan. 12, 1977; Eastern Washington vs. Nebraska (0), Dec. 3, 1979.
Most disqualifications, both teams—4; three times, most recently, Nebraska 2, Colorado 2, March 3, 1981.
Most rebounds—54, Nebraska vs. Northwest Missouri State (37), Dec. 13, 1976.
Fewest rebounds—16; Nebraska vs. Kansas State (27), Feb. 3, 1982.

INDIVIDUAL RECORDS

- Points scored**—34; Andre Smith, Nebraska, vs. Eastern Washington, Dec. 3, 1979.
Most rebounds—19; Carl McPipe, Nebraska, vs. California-Davis, Dec. 16, 1977; Tracy Jackson, Notre Dame, vs. Missouri, March 8, 1980 (ot).
Most field goals made—15; Andre Smith, Nebraska, vs. Wisconsin-Oshkosh, Jan. 4, 1980 (18 att.).

Continued Next Page

SPORTS CENTER RECORDS, CONT.

Most field goals attempted—27; Tracy Jackson, Notre Dame, vs. Missouri, March 8, 1980 (13 made) (ot).

Most field goals attempted, no misses—7; Lenard Johnson, vs. Sacramento State, Jan. 6, 1982.

Most free throws made—15; Jack Moore, Nebraska, vs. Oklahoma State, Feb. 10, 1982 (15 att.).

Most free throws attempted—17; Andre Smith, Nebraska, vs. Eastern Washington, Dec. 3, 1979 (14 made).

Most free throws attempted, no misses—15; Jack Moore, Nebraska, vs. Oklahoma State, Feb. 10, 1982.



NEBRASKA ALL AMERICANS (7)

- 1913—Sam Carrier, G
1931—Dan Maclay, C
1933—Steve Hokuf, G
1936—George Wahlquist, G
1937—Robert Parsons, G
1952—James Buchanan, G
1978—Carl McPipe*, C

*Selected by Citizens Saving Athletic Foundation as one of its 12 All American centers from across the country in 1977-78.

ALL-CONFERENCE CORNHUSKERS (35)

MISSOURI VALLEY (10)

- | | |
|--|--|
| 1909—W. W. Walsh, forward. | 1919—C. Jackson, forward. |
| 1910—H. O. Perry, forward. | 1925—Orr Goodson, center;
Mathias "Mutt" Volz, guard. |
| 1911—J. P. Gibson, forward;
O. A. Frank, guard. | 1927—Clark Smaha, forward. |
| 1913—Ross Haskell, forward;
S. C. Carrier, guard. | |

BIG SIX (8)

- | | |
|---------------------------------|---|
| 1930—Don Maclay, center. | 1937—Robert Parsons, guard. |
| 1931—Steve Hokuf, guard. | 1938—Robert Parsons, guard. |
| 1933—Steve Hokuf, guard. | 1941—Sid Held, guard;
Don Fitz, guard. |
| 1936—George Wahlquist, forward. | |

BIG SEVEN (4)

- | | |
|--------------------------------|--------------------------------|
| 1949—Claude Retherford, guard. | 1950—"Bus" Whitehead, forward. |
| 1949—"Bus" Whitehead, forward. | 1952—James Buchanan, guard. |

BIG EIGHT (13)

- | | |
|-------------------------------|---------------------------|
| 1960—Herschell Turner, guard. | 1975—Jerry Fort, guard. |
| 1966—Grant Simmons, guard. | 1976—Jerry Fort, guard. |
| 1967—Stuart Lantz, guard. | 1978—Brian Banks, guard. |
| 1968—Stuart Lantz, guard. | 1980—Andre Smith, center. |
| 1971—Marvin Stewart, guard. | 1981—Andre Smith, center. |
| 1972—Chuck Jura, center. | 1982—Jack Moore, guard. |
| 1974—Jerry Fort, guard. | |

BIG EIGHT CONFERENCE CHAMPIONS

1908-1982

MISSOURI VALLEY

Year	Team	Conference Games			All Games			Coach
		W	L	Pct.	W	L	Pct.	
1908	Kansas	6	0	1.000	18	6	.745	Dr. F. C. Allen
1909	Kansas	8	2	.800	25	3	.892	Dr. F. C. Allen
1910	Kansas	7	1	.875	18	1	.947	W. O. Hamilton
1911	Kansas	9	3	.750	12	6	.666	W. O. Hamilton
1912	Nebraska	8	0	1.000	14	1	.933	E. O. Stiehm
	Kansas	6	2	.750	11	7	.611	W. O. Hamilton
1913	Nebraska	10	0	1.000	17	2	.895	E. O. Stiehm
1914	Kansas	13	1	.929	17	1	.944	W. O. Hamilton
	Nebraska	7	0	1.000	15	3	.833	E. O. Stiehm
1915	Kansas	13	1	.929	16	1	.941	W. O. Hamilton
1916	Nebraska	12	0	1.000	13	1	.929	Samuel Waugh
1917	Kansas State	10	2	.833	15	2	.882	Z. G. Clevenger
1918	Missouri	15	1	.938	17	1	.944	Dr. Walter Meanwell
1919	Kansas State	10	2	.833	16	2	.889	Z. G. Clevenger
1920	Missouri	17	1	.944	17	1	.944	Dr. Walter Meanwell
1921	Missouri	17	1	.944	17	1	.944	J. Craig Ruby
1922	Missouri	15	1	.937	16	1	.941	J. Craig Ruby
	Kansas	15	1	.937	16	2	.888	Dr. F. C. Allen
1923	Kansas	16	0	1.000	17	1	.944	Dr. F. C. Allen
1924	Kansas	15	1	.931	15	3	.833	Dr. F. C. Allen
1925	Kansas	15	1	.937	17	1	.944	Dr. F. C. Allen
1926	Kansas	16	2	.888	16	2	.888	Dr. F. C. Allen
1927	Kansas	10	2	.833	15	2	.882	Dr. F. C. Allen
1928	Oklahoma	18	0	1.000	18	0	1.000	Hugh McDermott

BIG SIX

1929	Oklahoma	10	0	1.000	13	2	.866	Hugh McDermott
1930	Missouri	8	2	.800	15	3	.833	George Edwards
1931	Kansas	7	3	.700	15	3	.833	Dr. F. C. Allen
1932	Kansas	7	3	.700	13	5	.722	Dr. F. C. Allen
1933	Kansas	8	2	.800	13	4	.764	Dr. F. C. Allen
1934	Kansas	9	1	.900	16	1	.941	Dr. F. C. Allen
1935	Iowa State	8	2	.800	13	3	.812	Louis E. Menze
1936	Kansas	10	0	1.000	21	2	.913	Dr. F. C. Allen
1937	Kansas	8	2	.800	15	4	.786	Dr. F. C. Allen
	Nebraska	8	2	.800	13	7	.650	W. H. Browne
1938	Kansas	9	1	.900	18	2	.900	Dr. F. C. Allen
1939	Missouri	7	3	.700	12	6	.666	George Edwards
	Oklahoma	7	3	.700	12	9	.571	Bruce Drake
1940	Kansas	8	2	.800	19	6	.800	Dr. F. C. Allen
	Missouri	8	2	.800	13	6	.684	George Edwards
	Oklahoma	8	2	.800	12	7	.631	Bruce Drake
1941	Iowa State	7	3	.700	15	4	.789	Louis E. Menze
	Kansas	7	3	.700	12	6	.667	Dr. F. C. Allen
1942	Kansas	8	2	.800	17	5	.773	Dr. F. C. Allen
	Oklahoma	8	2	.800	11	7	.611	Bruce Drake
1943	Kansas	10	0	1.000	22	6	.786	Dr. F. C. Allen
1944	Iowa State	9	1	.900	14	4	.777	Louis E. Menze
	Oklahoma	9	1	.900	16	8	.666	Bruce Drake
1945	Iowa State	8	2	.800	11	5	.688	Louis E. Menze
1946	Kansas	10	0	1.000	19	2	.905	Dr. F. C. Allen
1947	Oklahoma	8	2	.800	24	7	.871	Bruce Drake
1948	Kansas State	9	3	.750	22	6	.786	Jack Gardner

BIG SEVEN

1949—Nebraska	9	3	.750	16	10	.615	Harry Good
Oklahoma	9	3	.750	14	10	.683	Bruce Drake
1950—Kansas	8	4	.667	14	11	.580	Dr. F. C. Allen
Kansas State	8	4	.667	17	7	.708	Jack Gardner
Nebraska	8	4	.687	16	7	.686	Harry Good
1951—Kansas State	11	1	.917	25	4	.862	Jack Gardner
1952—Kansas	11	1	.917	28	3	.903	Dr. F. C. Allen
1953—Kansas	10	2	.833	19	6	.760	Dr. F. C. Allen
1954—Kansas	10	2	.833	16	5	.761	Dr. F. C. Allen
Colorado	10	2	.833	11	11	.500	H. B. Lee
1955—Colorado	11	1	.917	19	6	.760	H. B. Lee
1956—Kansas State	9	3	.750	17	8	.680	Tex Winter
1957—Kansas	11	1	.917	24	3	.889	Dick Harp
1958—Kansas State	10	2	.833	22	5	.815	Tex Winter

BIG EIGHT

1959—Kansas State	14	0	1.00	25	2	.925	Tex Winter
1960—Kansas	10	4	.714	19	9	.669	Dick Harp
Kansas State	10	4	.714	16	10	.615	Tex Winter
1961—Kansas State	13	1	.929	23	4	.852	Tex Winter
1962—Colorado	13	1	.929	19	7	.730	Russell Walseth
1963—Colorado	11	3	.786	19	7	.731	Russell Walseth
Kansas State	11	3	.786	16	9	.640	Tex Winter
1964—Kansas State	12	2	.857	22	7	.759	Tex Winter
1965—Oklahoma State	12	2	.857	20	7	.741	Henry Iba
1966—Kansas	13	1	.929	23	4	.852	Ted Owens
1967—Kansas	13	1	.929	23	4	.852	Ted Owens
1968—Kansas State	11	3	.786	19	9	.679	Tex Winter
1969—Colorado	10	4	.714	21	7	.750	Russell Walseth
1970—Kansas State	10	4	.714	20	8	.714	Cotton Fitzsimmons
1971—Kansas	14	0	1.000	27	3	.900	Ted Owens
1972—Kansas State	12	2	.857	19	9	.679	Jack Hartman
1973—Kansas State	12	2	.857	23	5	.821	Jack Hartman
1974—Kansas	13	1	.929	23	7	.767	Ted Owens
1975—Kansas	11	3	.786	19	8	.704	Ted Owens
1976—Missouri	12	2	.857	24	4	.857	Norm Stewart
1977—Kansas State	11	3	.786	23	8	.719	Jack Hartman
1978—Kansas	13	1	.929	24	5	.828	Ted Owens
1979—Oklahoma	10	4	.714	21	10	.677	Dave Bliss
1980—Missouri	11	3	.786	25	6	.807	Norm Stewart
1981—Missouri	10	4	.714	22	10	.688	Norm Stewart
1982—Missouri	12	2	.857	27	4	.871	Norm Stewart

BIG EIGHT CONFERENCE

ALL-AMERICANS—1909-1982

- 1909—Tommy Johnson, F. Kansas
1910—Ernest Lambert, F. Oklahoma
1913—**Sam Carrier, G. Nebraska**
1915—Ralph Sproull, F. Kansas
1916—Fred Williams, G. Missouri
1917—F. I. Reynolds, G. Kansas State
1918—Craig Ruby, F. Missouri
1919—Craig Ruby, F. Missouri; Arthur Longborg, G. Kansas
1920—George Williams, G. Missouri
1921—George Williams, G. Missouri; Herbert Bunker, G. Missouri
1922—Paul Endacott, G. Kansas; Arthur Browning, F. Missouri; Herbert Bunker, G. Missouri
1923—Charles Black, F. Kansas; Paul Endacott, G. Kansas; Arthur Browning, F. Missouri; Herbert Bunker, G. Missouri
1924—Charles Black, F. Kansas; Tusten Ackerman, C. Kansas
1925—Tusten Ackerman, C. Kansas; Gale Gordon, F. Kansas; Albert Peterson, F. Kansas
1926—Gale Gordon, F. Kansas; Albert Peterson, F. Kansas
1928—Victor Holt, C. Oklahoma
1929—Thomas Churchill, F. Oklahoma; Bruce Drake, G. Oklahoma
1930—Forrest Cox, G. Kansas; Marshall Craig, F. Missouri
1931—Max Collings, G. Missouri; **Dan Maclay, C. Nebraska**
1932—Ted O'Leary, F. Kansas
1933—Bill Johnson, C. Kansas; **Steve Hokuf, G. Nebraska**
1935—Waldo Wegner, C. Iowa State; Omar Browning, G. Oklahoma
1936—Ray Ebling, F. Kansas; **George Wahlquist, G. Nebraska**; Omar Browning, G. Oklahoma
1937—Jack Fleming, F. Iowa State; Ray Noble, F. Kansas; Fred Pralle, G. Kansas; Frank Groves, C. Kansas State; **Robert Parsons, G. Nebraska**
1938—Fred Pralle, G. Kansas
1939—James McNatt, F. Oklahoma; John Lobsinger, G. Missouri
1940—James McNatt, F. Oklahoma; John Lobsinger, G. Missouri
1941—Howard Engleman, F. Kansas
1942—Ray Evans, G. Kansas
1943—Charles Black, F. Kansas; Ray Evans, G. Kansas; Gerald Tucker, Oklahoma
1944—Allie Paine, G. Oklahoma
1946—Charles Black, F. Kansas
1947—Gerald Tucker, C. Oklahoma; Charles Black, F. Kansas
1948—Howard Shannon, G. Kansas State; Paul Courty, F. Oklahoma
1949—Paul Courty, F. Oklahoma
1950—Richard Harmon, G. Kansas State; Clyde Lovellette, C. Kansas
1951—Clyde Lovellette, C. Kansas; Ernie Barrett, G. Kansas State
1952—Clyde Lovellette, C. Kansas; Richard Knostman, C. Kansas State; William Stauffer, C. Missouri; **James Buchanan, G. Nebraska**
1953—Richard Kostmans, C. Kansas State; B. H. Born, C. Kansas
1955—Burdette Haldorson, C. Colorado
1956—Norman Stewart, G. Missouri
1957—Wilt Chamberlain, C. Kansas; Gary Thompson, G. Iowa State; Jack Parr, C. Kansas State
1958—Wilt Chamberlain, C. Kansas; Robert Boozer, F. Kansas State; Arlen Clark, C. Oklahoma State; Jack Parr, C. Kansas State
1959—Robert Boozer, F. Kansas State; Arlen Clark, C. Oklahoma State
1961—William Bridges, C. Kansas; Charles Henke, C. Missouri
1962—Mike Wroblewski, C. Kansas State
1963—Ken Charlton, F. Colorado
1966—Walt Wesley, C. Kansas
1967—Don Smith, C. Iowa State; Don Sidle, C. Oklahoma
1968—Jo Jo White, G. Kansas; Don Sidle, C. Oklahoma
1969—Jo Jo White, G. Kansas
1970—Dave Robisch, F. Kansas
1971—Cliff Meeley, F. Colorado; Dave Robisch, F. Kansas
1972—Bud Stallworth, F. Kansas
1973—John Brown, F. Missouri
1975—Chuckie Williams, G. Kansas State; Alvan Adams, C. Oklahoma
1976—Willie Smith, G. Missouri
1978—Carl McPipe, C. Nebraska
1981—Rolando Blackman, G. Kansas State

CONFERENCE SCORING LEADERS

1908-1982

BIG SIX

1929 Tom Churchill (12.4)	Oklahoma	1938 Fred Pralle (12.1)	Kansas
1930 Don Maclay (11.2)	Nebraska	1939 Homer Wesche (13.1)	Kansas State
1931 Jack Roadcap (9.9)	Iowa State	1940 Jim McNatt (12.6)	Oklahoma
1932 Ted O'Leary (11.0)	Kansas	1941 Howard Engleman (16.5)	Kansas
John Cooper (11.0)	Missouri	1942 Ralph Miller (15.2)	Kansas
1933 Norman Wagner (11.4)	Missouri	1943 Gerald Tucker (17.5)	Oklahoma
1934 Ray Ebling (12.4)	Kansas	1944 Allie Paine (11.0)	Oklahoma
1935 Ray Ebling (13.4)	Kansas	1945 Jim Myers (13.1)	Iowa State
1936 Ray Ebling (14.1)	Kansas	1946 Charlie Black (17.3)	Kansas
1937 Frank Groves (15.4)	Kansas State	1947 Gerald Tucker (13.7)	Oklahoma

BIG SEVEN

1948 Paul Courty (13.0)	Oklahoma	1953 B. H. Born (22.5)	Kansas
1949 Claude Rutherford (12.4)	Nebraska	1954 Burdette Haldorson (21.3)	Colorado
1950 Clyde Lovellette (23.0)	Kansas	1955 Burdette Haldorson (23.9)	Colorado
1951 Clyde Lovellette (23.8)	Kansas	1956 Norm Stewart (24.7)	Missouri
1952 Clyde Lovellette (28.0)	Kansas	1957 Will Chamberlain (25.4)	Kansas

BIG EIGHT

1958 Wilt Chamberlain (28.3)	Kansas	1971 Cliff Meely (30.5)	Colorado
1959 Bob Boozer (25.9)	Kansas State	1972 Bud Stallworth (27.9)	Kansas
1960 Wayne Hightower (21.6)	Kansas	1973 Kevin Fitzgerald (21.3)	Oklahoma State
1961 Charles Henke (24.7)	Missouri	1974 Alvan Adams (22.6)	Oklahoma
1962 Jerry Gardner (20.2)	Kansas	1975 Herclie Ivy (29.9)	Iowa State
1963 Ken Charlton (19.2)	Colorado	1976 Willie Smith (25.3)	Missouri
1964 Willie Murrell (22.4)	Kansas State	1977 Kim Anderson (22.1)	Missouri
1965 Walt Wesley (26.9)	Kansas	1978 Andrew Parker (22.2)	Iowa State
1966 Chuck Gardner (20.3)	Colorado	1979 Andrew Parker (22.0)	Iowa State
1967 Don Stidle (24.9)	Oklahoma	1980 Ed Odom (23.9)	Oklahoma State
1968 Don Smith (25.7)	Iowa State	1981 Andre Smith (19.3)	Nebraska
1969 Cliff Meely (24.9)	Colorado	1982 David Little (18.8)	Oklahoma
1970 Dave Robisch (26.6)	Kansas		

BIG EIGHT TOURNAMENT RESULTS

1982

First Round

Missouri 72, Colorado 60
Nebraska 60, Oklahoma State 49
Kansas State 74, Kansas 62
Oklahoma 71, Iowa State 67

Semifinals

Missouri 58, **Nebraska 53**
Oklahoma 68, Kansas State 62

Final

Missouri 68, Oklahoma 63

1981

First Round

Missouri 95, Iowa State 70
Kansas 96, Oklahoma State 69
Colorado 70, **Nebraska 66**
Kansas State 75, Oklahoma 56

Semifinals

Kansas 75, Missouri 70
Kansas State 64, Colorado 61

Final

Kansas 80, Kansas State 68

1980

First Round

Nebraska 75, Oklahoma 68
Missouri 82, Oklahoma State 69
Kansas State 101, Iowa State 87
Kansas 75, Colorado 65

Semifinals

Kansas 80, Missouri 71
Kansas State 60, **Nebraska 59**

Final

Kansas State 79, Kansas 58

1979

First Round

Oklahoma 77, Colorado 57
Missouri 92, Oklahoma State 70
Kansas 91, Iowa State 70
Kansas State 61, **Nebraska 60 (2 ot)**

Semifinals

Oklahoma 72, Kansas State 68
Kansas 76, Missouri 73

Final

Oklahoma 80, Kansas 65

1978

First Round

Kansas 82, Colorado 66
Kansas State 52, Oklahoma 44
Missouri 65, Iowa State 63
Nebraska 71, Oklahoma State 63

Semifinals

Kansas State 87, Kansas 76
Missouri 61, **Nebraska 58**

Final

Missouri 71, Kansas State 68 (ot)

1977

First Round

Kansas State 97, Iowa State 63
Kansas 61, **Nebraska 58**
Missouri 92, Oklahoma State 74
Oklahoma 68, Colorado 56

Semifinals

Kansas State 80, Kansas 67
Missouri 90, Oklahoma 74

Final

Kansas State 72, Missouri 67 (ot)

THE 1982-83 HUSKERETTES



For the fifth year, the Huskerettes will be entertaining Nebraska basketball fans at halftime. The 1982-83 Huskerettes are:

Linda Baburek	Sophomore	Plattsmouth, Neb.
Anne Buntain	Freshman	Lincoln, Neb.
Jeni Burcham*	Senior	Lincoln, Neb.
Cindy Cochran	Freshman	Omaha, Neb.
Connie Endelicato	Junior	Plattsmouth, Neb.
Kathy Fischer	Junior	Lincoln, Neb.
Genenne Gibson	Sophomore	Lincoln, Neb.
Sara Gies*	Junior	Lincoln, Neb.
Koreen Haase	Junior	Lincoln, Neb.
Jean Hoyt	Freshman	Omaha, Neb.
Kris Lowenburg	Sophomore	Kearney, Neb.
Mary Lynn Prazan	Freshman	Omaha, Neb.
Joni Rundall	Sophomore	Ralston, Neb.
Julie Russel	Sophomore	Lincoln, Neb.
Tammy West	Freshman	Lincoln, Neb.
Suzanne Wilder	Sophomore	Plattsmouth, Neb.

*Designates co-captains.

HUSKERS VS. THE BIG EIGHT

Greg Downing

	g-gs	fg-fga	pct.	ft-fta	pct.	rb	avg.	pf-d	pts.	avg.	high game
vs. Colorado	7-1	14-36	.389	14-17	.824	28	4.0	20-1	42	6.0	12, h-2/24/82
vs. Iowa St.	6-3	12-25	.480	7-10	.700	21	3.5	7-0	31	5.2	10, h-1/23/82
vs. Kansas	6-2	10-25	.400	5-7	.714	16	2.7	9-0	25	4.2	8, twice
vs. Kansas St.	7-1	13-27	.481	2-2	1.000	13	1.9	20-0	28	4.0	12, h-2/3/82
vs. Missouri	7-1	17-37	.459	10-11	.909	19	2.7	20-1	44	6.3	14, a-2/6/82
vs. Oklahoma	7-1	14-34	.412	2-2	1.000	20	2.9	12-0	30	4.3	10, h-1/30/80
vs. Oklahoma St.	7-0	12-33	.364	10-11	.909	32	4.6	19-1	34	4.9	10, h-2/10/82
Totals	47-9	92-217	.424	50-60	.833	149	3.2	107-3	234	5.0	14, at Mo.

Brett Hughes

	g-gs	fg-fga	pct.	ft-fta	pct.	rb	avg.	pf-d	pts.	avg.	high game
vs. Colorado	1-0	1-1	1.000	0-0	---	0	0.0	0-0	2	2.0	2, h-2/24/82
vs. Kansas	1-0	0-2	.000	0-0	---	1	1.0	0-0	0	0.0	None
vs. Kansas St.	1-0	1-4	.250	0-0	---	0	0.0	1-0	2	2.0	2, a-2/27/82
vs. Oklahoma	1-0	0-0	---	2-3	.667	0	0.0	0-0	2	2.0	2, h-2/15/82
vs. Oklahoma St.	1-0	0-0	---	0-0	---	0	0.0	1-0	0	0.0	None
Totals	5-0	2-7	.286	2-3	.667	1	0.2	2-0	6	1.2	2, three games

Handy Johnson

	g-gs	fg-fga	pct.	ft-fta	pct.	rb	avg.	pf-d	pts.	avg.	high game
vs. Colorado	2-2	8-15	.533	4-4	1.000	1	0.5	5-0	20	10.0	16, h-2/24/82
vs. Iowa St.	2-2	6-19	.316	0-0	---	2	1.0	4-0	12	6.0	6, twice
vs. Kansas	2-2	11-21	.524	5-6	.833	3	1.5	7-1	27	13.5	18, a-2/13/82
vs. Kansas St.	2-2	5-20	.250	3-4	.750	3	1.5	6-0	13	6.5	7, a-2/27/82
vs. Missouri	3-3	14-30	.467	1-1	1.000	2	0.7	11-1	29	9.7	12, kc-3/5/82
vs. Oklahoma	2-2	11-23	.478	2-2	1.000	1	0.5	6-1	24	12.0	16, a-1/27/82
vs. Oklahoma St.	3-3	7-25	.280	0-1	.000	3	1.0	3-0	14	4.7	8, a-1/20/82
Totals	16-16	62-153	.405	15-18	.833	15	0.9	42-3	139	8.7	18, at Kan.

Lenard Johnson

	g-gs	fg-figa	pct.	ft-fla	pct.	rb	avg.	pf-d	pts.	avg.	high game
vs. Colorado	1-0	2-3	.667	1-2	.500	2	2.0	3-0	5	5.0	5, h-2/24/82
vs. Iowa St.	2-1	2-6	.333	3-3	1.000	8	4.0	3-0	7	3.5	4, h-1/23/82
vs. Kansas	2-1	2-3	.667	1-4	.250	4	2.0	6-0	5	2.5	3, a-2/13/82
vs. Kansas St.	2-0	2-7	.286	2-2	1.000	2	1.0	5-0	6	3.0	4, h-2/3/82
vs. Missouri	3-1	4-7	.571	2-2	1.000	8	2.7	11-0	10	3.3	6, h-1/16/82
vs. Oklahoma	2-1	4-6	.667	0-3	.000	7	3.5	5-0	8	4.0	6, a-1/27/82
vs. Oklahoma St.	3-1	8-11	.727	4-6	.667	7	2.3	9-1	20	6.7	10, h-3/2/82
Totals	15-6	24-43	.558	13-22	.591	38	2.5	42-1	61	4.1	10, Okla. St.

John Matzke

	g-gs	fg-figa	pct.	ft-fla	pct.	rb	avg.	pf-d	pts.	avg.	high game
vs. Colorado	1-0	1-1	1.000	1-1	1.000	0	0.0	1-0	3	3.0	3, h-2/24/82
vs. Kansas	1-0	0-0	---	0-0	---	0	0.0	0-0	0	0.0	None
vs. Kansas St.	1-0	1-2	.500	0-0	---	2	2.0	0-0	2	2.0	2, a-2/27/82
vs. Oklahoma	1-0	0-0	---	0-0	---	0	0.0	0-0	0	0.0	None
Totals	4-0	2-3	.667	1-1	1.000	2	0.5	1-0	5	1.3	3, Colorado

Claude Renfro

	g-gs	fg-figa	pct.	ft-fla	pct.	rb	avg.	pf-d	pts.	avg.	high game
vs. Colorado	3-1	3-7	.492	2-2	1.000	14	4.7	9-1	8	2.7	8, h-2/24/82
vs. Iowa St.	4-1	5-10	.500	2-2	1.000	9	2.3	4-0	12	3.0	6, a-2/20/82
vs. Kansas	3-1	7-14	.500	1-4	.250	7	2.3	7-0	15	5.0	13, h-1/13/82
vs. Kansas St.	4-1	5-9	.556	1-1	1.000	7	1.8	7-0	11	2.8	9, h-2/3/82
vs. Missouri	4-2	8-18	.444	3-5	.600	12	3.0	4-0	19	4.8	11, a-2/6/82
vs. Oklahoma	3-1	3-12	.250	4-5	.800	11	3.7	6-0	10	3.3	6, h-2/15/82
vs. Oklahoma St.	4-3	9-18	.500	2-8	.250	14	3.5	9-0	20	5.0	11, a-1/17/81
Totals	25-10	40-88	.455	15-27	.556	74	3.0	46-1	95	3.8	13, Kansas

Continued Next Page

HUSKERS VS. THE BIG EIGHT, CONT.

Trent Scarlett

	g-gs	fg-fga	pct.	ft-fta	pct.	rb	avg.	pf-d	pts.	avg.	high game
vs. Colorado	1-0	0-0	---	0-0	---	0	0.0	0-0	0	0.0	None
vs. Kansas	1-0	0-1	.000	0-0	---	1	1.0	0-0	0	0.0	None
vs. Kansas St.	1-0	3-4	.750	0-0	---	2	2.0	1-0	6	6.0	6, a-2/27/82
vs. Oklahoma	1-0	0-0	---	0-0	---	0	0.0	0-0	0	0.0	None
Totals	4-0	3-5	.600	0-0	---	3	0.8	1-0	6	1.5	6, at K-St.

Terry Smith

	g-gs	fg-fga	pct.	ft-fta	pct.	rb	avg.	pf-d	pts.	avg.	high game
vs. Colorado	2-2	4-9	.444	0-0	---	4	2.0	4-0	8	4.0	4, twice
vs. Iowa St.	2-1	11-14	.786	1-2	.500	6	3.0	5-1	23	11.5	21, a-2/20/82
vs. Kansas	2-1	7-11	.636	2-3	.667	6	3.0	4-0	16	8.0	13, a-2/23/82
vs. Kansas St.	2-2	9-17	.529	5-7	.714	5	2.5	6-1	23	11.5	14, h-2/3/82
vs. Missouri	3-2	8-15	.533	1-2	.500	11	3.7	7-1	17	5.7	9, a-2/6/82
vs. Oklahoma	2-1	7-9	.778	1-2	.500	2	1.0	4-0	15	7.5	11, h-2/15/82
vs. Oklahoma St.	3-2	10-16	.625	4-5	.800	16	5.3	5-0	24	8.0	15, h-2/10/82
Totals	16-11	56-91	.615	14-21	.667	50	3.1	35-3	126	7.9	21, at ISU

Kenny Walton

	g-gs	fg-fga	pct.	ft-fta	pct.	rb	avg.	pf-d	pts.	avg.	high game
vs. Colorado	5-4	15-36	.417	9-17	.529	22	4.4	10-0	39	7.8	16, h-1/21/81
vs. Iowa St.	4-3	12-19	.632	2-5	.400	15	3.8	6-0	26	6.5	12, a-1/28/81
vs. Kansas	4-3	10-18	.556	3-4	.750	9	2.3	10-0	23	5.8	13, a-2/25/81
vs. Kansas St.	4-3	10-19	.526	3-4	.750	12	3.0	9-1	23	5.8	17, h-1/14/81
vs. Missouri	4-3	5-11	.455	5-6	.833	9	2.3	8-0	15	3.8	10, a-2/21/81
vs. Oklahoma	4-3	7-14	.500	6-7	.857	17	4.3	10-1	20	5.0	16, h-2/28/81
vs. Oklahoma St.	3-2	6-18	.333	8-8	1.000	11	3.7	6-0	20	6.7	12, a-1/17/81
Totals	28-21	65-135	.481	36-51	.706	95	3.4	59-2	166	5.9	17, K-State


Eric Williams

	g-gs	fg-fga	pct.	ft-fta	pct.	rb	avg.	pf-d	pls.	avg.	high game
vs. Colorado	1-0	3-3	1.000	0-0	---	1	1.0	2-0	6	6.0	6, a-2/11/81
vs. Iowa St.	2-0	7-7	1.000	1-1	1.000	5	2.5	3-0	15	7.5	13, h-2/18/81
vs. Kansas	1-0	2-5	.400	1-2	.500	0	0.0	0-0	5	5.0	5, a-2/25/81
vs. Kansas St.	2-0	0-3	.000	0-0	---	0	0.0	0-0	0	0.0	None
vs. Missouri	4-0	2-9	.222	0-0	---	2	0.5	5-0	4	1.0	4, h-1/12/80
vs. Oklahoma	4-0	1-6	.167	0-0	---	2	0.5	3-0	2	0.5	2, a-2/23/80
vs. Oklahoma St.	1-0	0-1	.000	0-1	.000	2	2.0	1-0	0	0.0	None
Totals	15-0	15-34	.441	2-4	.500	12	0.8	14-0	32	2.1	13, Iowa St.

HUSKER CAREERS VS. CREIGHTON

Player	g-gs	fg-fga	pct.	ft-fta	pct.	rb	avg.	pf-d	pls.	avg.	high game
Greg Downing	3-0	7-12	.583	0-1	.000	4	1.3	9-1	14	4.7	10, 12/5/81
Brett Hughes	1-0	0-2	.000	0-1	.000	0	0.0	0-0	0	0.0	None
Handy Johnson	1-1	8-12	.667	0-0	---	1	1.0	0-0	16	16.0	16, 12/5/81
Lenard Johnson	1-1	3-3	1.000	1-2	.500	3	3.0	2-0	7	7.0	7, 12/5/81
John Matzke	1-0	2-4	.500	1-3	.333	4	4.0	0-0	5	5.0	5, 12/5/81
Claude Renfro	2-0	3-4	.750	0-1	.000	7	3.5	1-0	6	3.0	6, 12/5/81
Trent Scarlett	1-0	0-3	.000	0-0	---	2	2.0	0-0	0	0.0	None
Terry Smith	1-0	2-2	1.000	0-0	---	1	1.0	0-0	4	4.0	4, 12/5/81
Kenny Walton	2-1	3-13	.231	3-4	.750	4	2.0	6-0	9	4.5	5, 12/5/81
Eric Williams	1-0	0-0	---	0-0	---	0	0.0	1-0	0	0.0	None





NEBRASKA HISTORY

NEBRASKA'S RECORD WITH ALL OPponents

.(1896-1982)

Air Force Academy	4	1	Fond du Lac	0	1
Alabama	0	1	Fort Dodge	5	1
Alabama-Birmingham	2	0	Ft. Dodge (Co. G)	0	1
Angelo State	1	0	Fort Riley	1	0
Arizona	2	1	Fresno State	1	0
Arizona State	0	2	Gardner Naval Res.	0	2
Arkansas	0	4	George Washington	0	1
Arkansas Tech	1	0	Georgia State	2	0
Augustana	2	0	Great Lakes	0	1
Baker	3	0	Greeley, Colo., HS	1	0
Ball State	1	1	Grinnell	15	6
Baylor	2	0	Hamline	2	0
Bellevue	1	0	Harvard	2	0
Bradley	2	5	Haskell College	0	2
Brandeis (Omaha)	1	0	Hastings College	1	0
Brigham Young	1	3	Hawaii	2	3
Brown	1	0	Hawaii-Hilo	0	1
Burgess-Nash	1	0	Highland Park	1	2
Butler	1	1	Hillyard's	0	1
California	6	7	Houston	0	3
California-Davis	1	0	Hudson College	1	0
California-Irvine	1	0	Idaho	2	2
California-Santa Barbara	1	0	Illinois	2	7
Cal State-Bakersfield	1	0	Independence College	1	0
Cal State-Fullerton	1	0	Indiana	1	7
Cal State-Sacramento	2	0	Iowa	7	1
Camp Funston	0	1	Iowa State	103	69
Canasius	0	1	Kansas	58	119
Carleton	0	2	Kansas City YMCA	1	0
Central City	1	0	Kansas State	65	92
Cheyenne Bus. College	0	1	Kaycee Ath. Club	2	3
Chicago Central	0	1	Kentucky	1	2
Cincinnati	0	2	Knox	1	0
Colgate	1	1	La Salle	1	1
Colorado	39	50	Lawrence	1	0
Colorado State	3	2	Lewis	0	1
Cornell (N.Y.)	1	0	Lincoln High	1	0
Cotner College	4	1	Lincoln YMCA	9	6
Creighton	6	6	Long Beach State	1	0
Crete	1	0	Louisville	0	1
Denver	4	2	Loyola (Chicago)	1	1
Denver YMCA	1	0	Loyola-Marymount	1	0
DePaul	0	3	MacMurray	1	0
Detroit	1	4	Mankato St.	1	0
Doane	2	0	Marquette	2	3
Drake	42	13	Marshall	0	1
Duquesne	1	2	Marshfield	1	0
Eastern Washington	1	0	Memphis State	0	1
Emporia State	1	0	Menasha	1	0

Miami (Florida)	1	1	Port Washington	1	0
Miami (Ohio)	1	0	Portland State	1	0
Michigan	2	5	Princeton	1	0
Michigan State	3	4	Purdue	2	6
Middle Tennessee	0	1	Ripon	0	1
Millikin	0	1	Sacred Heart Col.	1	0
Minneapolis YMCA	1	0	St. Louis Univ.	2	3
Minnesota	11	39	St. Mary's (Calif.)	1	1
Minnesota Ag	0	1	St. Josephs (Iowa)	3	0
Minnesota-Duluth	1	0	St. Thomas (Minn.)	1	0
Mississippi	1	1	St. Thomas (Pa.)	1	0
Missouri	71	80	San Diego State	0	1
Missouri So. St.	1	0	San Jose State	1	2
Montana	2	0	Santa Clara	1	1
Montana State	2	2	Shattuck	2	0
Morningside	7	0	Simpson	1	1
Muscatine	0	1	Sioux City YMCA	1	1
NATTC	0	1	Sonoma State	1	0
Navy Pre-flight	0	2	South Carolina	1	1
Nebraska Wesleyan	20	6	South Dakota	29	5
Nevada-Las Vegas	0	1	South Dakota State	9	0
Nevada-Reno	2	1	So. California	0	4
New Mexico St.	1	0	SMU	3	2
Niagara	1	0	Springfield (Mass.)	1	0
North Carolina	0	1	Stanford	3	6
Northern Colorado	1	0	Stevens Point A.C.	0	1
North Dakota	1	1	Tampa	0	1
North Dakota State	1	0	Temple	0	1
Northeast Missouri	1	0	Texas	1	2
Northwest Mo. St.	8	0	TCU	2	1
Northern Iowa	9	0	Texas A&M	1	0
Northern Michigan	1	0	Texas Tech	4	2
North Texas State	2	0	Topeka YMCA	1	1
Northwestern	2	1	UCLA	2	4
Notre Dame	4	2	Utah	1	2
Ohio	2	0	Utah State	2	0
Ohio State	1	1	Valparaiso	2	0
Oklahoma	68	70	Vanderbilt	2	3
Oklahoma State	42	27	Washburn	1	0
Oklahoma City	1	1	Washington (Seattle)	1	6
Omaha Alumni	1	0	Washington State	3	1
Omaha Ath. Club	2	0	Wash. U. (St. Louis)	9	6
Omaha Christian	1	0	Wesleyan Auto	0	1
Omaha	2	0	Western Illinois	1	0
Omaha YMCA	6	2	Western Kentucky	0	1
Oregon	2	3	Western Reserve	2	0
Oregon State	2	5	West Virginia	0	1
Ottumwa Navy	2	0	Wichita State	4	5
Pacific	2	0	Wisconsin	6	4
Penn State	1	1	Wisconsin-Oshkosh	1	0
Penthalon	1	0	Wisconsin-Stevens Pt.	1	0
Portage (Co. F)	0	1	Wisconsin-Superior	0	1
Portland	1	0	Wyoming	9	8
Pittsburgh	0	2	York College	1	0

NEBRASKA CAGE HISTORY

(1896-1982)

KEY: (H)—Home (A)—Away (HC)—Husker Classic (B)—Big Eight Holiday Tourney (OT)—Overtime

Nebr.	Opponent	Nebr.	Opponent	Nebr.	Opponent
1896-97					
(Won 2, Lost 0)					
8 Lincoln YMCA	1 (H)	39 Colorado College	11	26 Kansas City A.C.	25
23 Lincoln YMCA	14 (H)	28 Colorado U.	12	57 Brown College "B"	12
FRANK LEHMER, COACH		25 Greeley (Colo.) HS	15	39 Bellevue (Nebr.)	27
1897-98					
(Won 1, Lost 3)					
9 Lincoln YMCA	15 (H)	28 Cheyenne Bus. Col.	42	33 Fort Dodge	23
12 Omaha YMCA	16 (A)	33 Lincoln YMCA	20	59 Shattuck	23
13 Lincoln YMCA	20 (H)	4 Minnesota Ag. Col.	13	R. G. CLAPP, COACH	
1898-99					
(Won 4, Lost 0)					
21 Omaha YMCA	14	14 Minnesota U.	41	1906-07	
37 Nebraska Wesleyan	3	W. HILTNER, COACH		(Won 10, Lost 5)	
57 Nebraska Wesleyan	3	1903-04			
52 Doane	7	(Won 9, Lost 5)			
FRANK LEHMER, COACH		47 Nebraska Wesleyan	10	82 Crete	8
1899-1900					
(Won 5, Lost 0)					
42 Nebraska Wesleyan	9	lost Highland Park	—	38 Nebraska Wesleyan	28
39 Lincoln YMCA	7	49 Lincoln H.S.	26	27 Iowa University	17
57 Doane College	3	31 Nebraska Wesleyan	32	40 Central City	9
26 Omaha YMCA	14	lost Lincoln YMCA	—	32 Kansas University	19
48 Kansas U.	8	won Lincoln YMCA	—	34 Fort Dodge	22
T.P. HEWITT, COACH		31 Lincoln YMCA	12	19 Minnesota U.	20
1900-01					
(Won 3, Lost 3)					
13 Omaha YMCA	11	25 Nebraska Wesleyan	9	18 Minnesota U.	20
10 Lincoln YMCA	8	14 Sioux City YMCA	49	26 Hudson College	25
20 Omaha YMCA	12	57 Morningside College	27	33 Marshfield (Co)	16
20 Lincoln YMCA	28	21 Minnesota U.	42	23 Portage (Co. E.)	27
20 Fon du Lac	32	15 Minneapolis YMCA	10	31 Wisconsin U.	35
13 Stevens Point A.C.	38	25 Wisconsin U.	22	29 Iowa University	32
E. BERRY, COACH		R. G. CLAPP, COACH		27 Grinnell College	27
1901-02					
(Won 5, Lost 3)					
63 Nebraska Wesleyan	14	1904-05			
32 Lincoln YMCA	30	(Won 11, Lost 5)			
9 Minnesota U.	52	32 Nebraska Wesleyan	31	26 Iowa	39 (A)
42 Sioux City YMCA	24	34 Highland Park	39	33 Nebraska Wesleyan	19
29 Haskell College	73	57 Nebraska Wesleyan	23	21 Muscatine	39
35 Kansas U.	29	24 Omaha YMCA	21	36 Kansas State	18
36 Topeka YMCA	52	53 Fort Dodge	27	26 Washburn College	25
27 Topeka YMCA	13	44 Shattuck	22	20 Kansas University	17
FRED MORRELL, COACH		22 Minnesota U.	21	23 Kansas University	21
1902-03					
(Won 7, Lost 5)					
25 Lincoln YMCA	18	28 Minnesota U.	25	51 Highland Park	23
18 Haskell College	25	29 Omaha YMCA	30	43 Missouri U.	31
24 Lincoln YMCA	35	49 Baker College	19	26 Kansas	28
23 Kansas U.	18	47 Port Washington	36	25 Kansas	28
44 Denver YMCA	29	28 Ripon College	32	R. G. CLAPP, COACH	
1903-04					
(Won 9, Lost 5)					
37 Menasha	19	1907-08			
37 Lawrence U.	24	(Won 7, Lost 3)			
32 Lewis	61	26 Iowa	39 (A)	33 Nebraska Wesleyan	19
22 Chicago Central	59	21 Muscatine	39	36 Kansas State	18
1904-05					
(Won 11, Lost 5)					
37 Menasha	19	36 Kansas State	18	26 Washburn College	25
37 Lawrence U.	24	20 Kansas University	17	23 Kansas University	21
32 Lewis	61	51 Highland Park	23	43 Missouri U.	31
22 Chicago Central	59	46 Missouri U.	31	26 Kansas	28
1905-06					
(Won 12, Lost 2)					
33 Kansas City A.C.	22	25 Kansas	28	25 Kansas	28
25 Meteors (K.C. YMCA)	24	1908-09			
34 Baker College	23	(Won 8, Lost 15)			
17 Kansas U.	37	28 Cotner College	24	16 Lincoln YMCA	34
50 Kansas State	14	16 Lincoln YMCA	34	38 Kansas State	31
43 Fort Riley	13	17 Kansas University	36	13 Kansas University	48
33 Baker College	27	17 Kansas University	48	42 Iowa State	20
41 Independence Col.	16	40 Iowa State	21	39 Drake University	30
21 Kansas City A.C.	49	39 Drake University	30	34 Drake University	12
1906-07					
(Won 10, Lost 5)					
82 Crete	8	13 Kansas University	18	24 Missouri U.	26
38 Nebraska Wesleyan	28	27 Missouri U.	24	21 Minnesota U.	39
27 Iowa University	17	16 Iowa State	22	16 Iowa State	22
40 Central City	9	39 Drake University	30		
32 Kansas University	19	13 Kansas University	18		
34 Fort Dodge	22	24 Missouri U.	26		
19 Minnesota U.	20	21 Minnesota U.	39		
18 Minnesota U.	20	16 Iowa State	22		
26 Hudson College	25				
33 Marshfield (Co)	16				
23 Portage (Co. E.)	27				
31 Wisconsin U.	35				
29 Iowa University	32				
27 Grinnell College	27				
40 Denver University	13				
50 Nebraska Wesleyan	11				
1907-08					
(Won 7, Lost 3)					

Nebr.	Opponent	Nebr.	Opponent	Nebr.	Opponent				
31	Iowa State	17	46	Drake University	14	23	Drake University	14	
12	Drake University	34	31	Iowa State	21	24	Iowa State	12	
15	Drake University	25	31	Iowa State	12	11	Iowa State	25	
26	Minnesota U.	28	49	Kansas University	21	19	Drake University	20	
20	Minnesota U.	29	29	Kansas University	28	27	Drake University	11	
22	Kansas University	28	E. O. STIEHM, COACH			15	Nebraska Wesleyan	39	
15	Kansas University	24				E. O. STIEHM, COACH			
32	Kansas University	29							
32	Nebraska Wesleyan	62							
R. G. CLAPP, COACH									
1909-10									
(Won 6, Lost 10)									
16	Kansas State	27	29	Cotner College	18	(Won 13, Lost 1)			
17	Kansas University	32	46	Omaha X-Univ.	13	34	Kansas University	33	
16	Kansas University	42	25	St. Joseph's (Iowa)	11	40	Kansas University	27	
24	Iowa State	21	39	Nebraska Wesleyan	26	41	Drake University	12	
29	Iowa State	26	31	Sacred Heart Col.	9	44	Drake University	16	
40	Drake University	14	11	Minnesota U.	20	24	Burgess-Nash	20	
27	Drake University	6	32	Drake University	7	35	Iowa State	21	
20	Drake University	16	27	Nebraska Wesleyan	20	31	Iowa State	14	
22	Drake University	13	24	Drake University	15	21	Kansas State	20	
23	Iowa State	34	27	Kansas State	16	26	Kansas State	25	
17	Iowa State	18	21	Drake University	4	19	Nebraska Wesleyan	23	
17	Kansas State	28	25	Drake University	11	34	Drake University	24	
14	Minnesota U.	33	29	Iowa State	12	40	Drake University	15	
9	Minnesota U.	27	16	Iowa State	10	23	Iowa State	14	
20	Kansas University	40	40	Kansas University	25	29	Iowa State	17	
13	Kansas University	40	18	Kansas University	16	SAM WAUGH, COACH			
T. J. HEWIAT, COACH				28	Iowa State	8			
				24	Iowa State	12			
				24	Kansas University	30			
				E. O. STIEHM, COACH					
				1913-14					
				(Won 15, Lost 3)					
				44	Omaha X-Univ.	22	20	Simpson College	13
				56	Cotner College	11	42	Cotner College	10
				29	Nebraska Wesleyan	20	9	Grinnell College	22
				18	Nebraska Wesleyan	24	21	St. Joseph's (Iowa)	11
				48	St. Joseph's (Iowa)	11	23	St. Thomas (Minn.)	8
				21	Minnesota U.	16	15	Hamline Univ.	8
				14	Minnesota U.	9	29	Brandeis (Omaha)	11
				38	Fort Dodge	22	23	York College	14
				32	Drake University	20	27	Nebraska Wesleyan	14
				31	Drake University	10	16	Missouri U.	18
				40	Omaha Alumni	19	7	Missouri U.	18
				21	Simpson College	22	13	Kansas State	45
				36	Drake University	17	10	Kansas State	34
				15	Iowa State	9	21	Kansas University	19
				16	Iowa State	3	10	Kansas University	30
				24	Iowa State	16	7	Iowa State	19
				41	Iowa State	13	17	Iowa State	24
				19	Wesleyan Auto	31	23	Drake University	13
				E. O. STIEHM, COACH			26	Drake University	18
				1914-15			15	Nebraska Wesleyan	16
				(Won 10, Lost 8)			22	Iowa State	24
				18	Fort Dodge (Co. G)	23	24	Iowa State	21
				20	Hamline U.	9	24	Iowa State	21
				18	Minnesota U.	22	17	Wash. U. (St. Louis)	44
				9	Minnesota U.	23	8	Missouri U.	16
				26	Kansas State	19	24	Kansas University	23
				26	Kansas State	20	25	Kansas University	31
				18	Kansas University	43	18	Nebraska Wesleyan	10
				23	Kansas University	30	24	Nebraska Wesleyan	14
				32	Iowa State	15	32	Drake University	10
				25	Iowa State	12	21	Drake University	14
				13	Nebraska Wesleyan	9			
				14	Drake University	5			
							1917-18		
							(Won 7, Lost 6)		
				42	Drake University	24	14	Camp Funston	43
				35	Drake University	13	19	Fort Dodge	16
				26	Kansas State	25	14	Fort Dodge	21
				30	Kansas University	26	17	Wash. U. (St. Louis)	44
				30	Kansas University	26	8	Missouri U.	16
				15	Minnesota U.	40	24	Kansas University	23
				62	Morningside Col.	10	25	Kansas University	31
				33	Iowa State	12	18	Nebraska Wesleyan	10
				40	Iowa State	14	24	Nebraska Wesleyan	14
				33	Drake University	15	32	Drake University	10
							21	Drake University	14

Nebr.	Opponent	Nebr.	Opponent	Nebr.	Opponent	
31	Kansas State	23	24 Colgate University	15	27 Iowa State	14
16	Kansas State	26	33 Iowa State	16	12 Drake University	25
	E. J. STEWART, COACH		37 Iowa State	11	W. E. KLINE, COACH	
			P. J. SCHISSLER, COACH			
1918-19		1921-22		1924-25		
(Won 10, Lost 6)		(Won 8, Lost 9)		(Won 12, Lost 5)		
34	Drake University	13	14 Wisconsin Univ.	27	23 Kansas State	11 (A)
24	Drake University	14	31 Wash. U. (St. Louis)	23	23 Oklahoma	18 (A)
24	Grinnell College	14	21 Iowa State	14	20 Drake	8 (H)
15	Grinnell College	16	21 Iowa State	14	20 Kansas	25 (H)
15	Drake University	22	31 Missouri Univ.	-6	31 Oklahoma	17 (H)
19	Drake University	9	27 Grinnell College	17	35 Grinnell	27 (H)
35	Missouri U.	25	15 Kansas University	25	32 Kansas State	20 (H)
28	Missouri U.	13	21 Oklahoma Univ.	29	20 Kansas	28 (A)
28	Missouri U.	26	7 Iowa State	26	24 Washington, Mo.	20 (A)
21	Missouri U.	14	28 Grinnell College	25	25 Missouri	20 (A)
17	Kansas University	31	25 Kansas State	24	37 Iowa State	17 (H)
29	Kansas University	24	32 Drake University	34	24 Missouri	21 (H)
32	Kansas State	34	39 Oklahoma Univ.	34	15 Creighton	11 (A)
21	Kansas State	30	16 Missouri Univ.	55	10 Drake	18 (A)
27	Grinnell College	15	33 Wash. U. (St. Louis)	32	21 Grinnell	36 (A)
21	Grinnell College	22	15 Drake University	29	28 Iowa State	13 (A)
	E. J. STEWART, COACH		21 Kansas State	13	16 Washington, Mo.	36 (H)
			18 Kansas University	41	W. E. KLINE, COACH	
			OWEN A. FRANK, COACH			
1919-20		1922-23		1925-26		
(Won 22, Lost 2)		(Won 5, Lost 12)		(Won 8, Lost 10)		
37	Morningside Col.	14	20 Kansas University	30	19 South Dakota	20 (H)
39	Morningside Col.	9	21 Kansas State	15	20 Kansas City AC	36 (A)
51	Omaha Ath. Club	10	21 Kansas State	15	20 Creighton	15 (A)
26	Omaha Ath. Club	23	18 Drake University	30	24 Grinnell	14 (H)
47	Hastings College	9	25 Oklahoma Univ.	19	18 Iowa State	13 (H)
32	Colorado College	19	18 Missouri Univ.	33	39 Grinnell	18 (A)
23	Colorado College	25	25 Drake University	36	27 Iowa State	12 (A)
27	Colorado U.	16	21 Iowa State	15	23 Drake	21 (A)
24	Colorado U.	17	20 Grinnell College	13	14 Kansas	25 (H)
41	South Dakota U.	12	17 Grinnell College	32	26 Kansas State	41 (A)
33	South Dakota U.	12	17 Grinnell College	32	11 Creighton	15 (H)
20	Indiana University	24	17 Iowa State	21	21 Kansas State	28 (H)
38	Indiana University	18	25 Oklahoma Univ.	31	21 Missouri	26 (H)
43	Michigan Aggies	28	15 Kansas University	36	26 Washington, Mo.	20 (H)
39	Michigan Aggies	20	14 Kansas State	17	17 Kansas	30 (A)
25	Notre Dame	18	32 Wash. U. (St. Louis)	34	22 Drake	21 (H)
31	Notre Dame	15	23 Missouri Univ.	39	22 Missouri	24 (A)
44	Morningside Col.	12	24 Nebraska Wesleyan	22	14 Washington, Mo.	22 (A)
50	Morningside Col.	12	24 Creighton Univ.	46	ERNEST BEARG, COACH	
31	Knox College	24	OWEN A. FRANK, COACH			
30	Valparaiso U.	17				
35	Valparaiso U.	20				
23	Colorado College	9				
33	Colorado College	12				
	P. J. SCHISSLER, COACH					
1920-21		1923-24		1926-27		
(Won 11, Lost 3)		(Won 11, Lost 7)		(Won 12, Lost 6)		
30	Illinois University	25	18 Kansas City, A.C.	27	20 Hillyard's	36
24	Illinois University	26	24 Missouri Univ.	18	23 Kansas State	34
32	Illinois University	17	35 Oklahoma Univ.	21	37 Washington, Mo.	20
31	Grinnell College	10	27 Kansas State	14	35 Missouri	23
28	Grinnell College	15	23 Kansas State	26	27 Kansas	24
39	South Dakota U.	13	18 Kansas University	19	34 Drake	35
34	Oklahoma U.	20	20 Oklahoma Univ.	32	35 Iowa State	19
32	Oklahoma U.	21	10 Kansas University	13	37 Oklahoma	29
30	Iowa State	38	25 Creighton Univ.	21	24 Oklahoma State	27
39	Notre Dame	21	15 Drake University	19	30 Grinnell	22
15	Colgate University	21	32 Grinnell College	10	26 Kansas State	24
			31 Missouri Univ.	11	27 Missouri	22
			32 Wash. U. (St. Louis)	18	36 Oklahoma	26
			32 Grinnell College	18	41 Washington, Mo.	24
			38 Wash. U. (St. Louis)	17	25 Kansas	34
			18 Iowa State	16	35 Oklahoma State	25

Nebr.	Opponent	Nebr.	Opponent	Nebr.	Opponent
24 Iowa State	26	52 Iowa State	50 (H)	34 South Dakota	25 (H)
46 Drake	32	35 Kansas	36 (H)	31 Missouri	39 (H)
C. T. BLACK, COACH		C. T. BLACK, COACH		43 Iowa State	16 (A)
				27 Oklahoma	38 (H)
				W. H. BROWNE, COACH	
1927-28		1930-31		1933-34	
(Won 7, Lost 11)		(Won 9, Lost 9)		(Won 7, Lost 11)	
27 Washington, Mo.	28 (A)	18 South Dakota	17 (A)	22 Marquette	25 (A)
15 Missouri	36 (A)	22 Pittsburgh	23 (H)	22 Northwestern	35 (A)
36 Missouri	26 (H)	38 Wash. (Seattle)	41 (A)	13 DePaul	33 (A)
19 Washington, Mo.	30 (H)	27 Wash. (Seattle)	27 (A)	22 North Dakota	50 (A)
28 Drake	32 (A)	32 Wash. (Seattle)	38 (A)	32 North Dakota St.	29 (A)
24 Kansas State	29 (H)	44 Brigham Young	55 (H)	16 Minnesota	32 (A)
37 Iowa State	26 (H)	42 Missouri	32 (H)	37 Iowa State	31 (A)
21 Oklahoma State	32 (H)	36 Oklahoma	30 (A)	24 Kansas	21 (H)
32 Iowa State	26 (A)	31 Kansas	30 (A)	26 Missouri	36 (A)
35 Grinnell	22 (A)	30 Drake	25 (H)	24 Kansas State	25 (A)
34 Drake	27 (H)	31 Iowa State	19 (H)	24 Wyoming	33 (H)
27 Kansas	33 (A)	32 Butler	14 (H)	36 Oklahoma	44 (H)
22 Kansas State	28 (A)	20 Missouri	33 (A)	38 Kansas State	31 (H)
32 Kansas	28 (H)	37 Kansas State	31 (A)	34 Missouri	27 (H)
36 Oklahoma	38 (H)	29 Kansas	34 (H)	23 Oklahoma	53 (A)
35 Grinnell	16 (H)	28 Iowa State	42 (A)	24 Kansas	25 (A)
28 Oklahoma	43 (A)	30 Kansas State	32 (H)	26 Iowa State	21 (H)
43 Oklahoma State	47 (A)	41 Oklahoma	30 (H)	29 St. Louis	25 (H)
C. T. BLACK, COACH		C. T. BLACK, COACH		W. H. BROWNE, COACH	
1928-29		1931-32		1934-35	
(Won 11, Lost 5)		(Won 4, Lost 16)		(Won 6, Lost 12)	
36 South Dakota	25 (H)	26 South Dakota	41 (H)	23 Wyoming	26 (A)
32 Colorado Col.	24 (A)	27 Brigham Young	31 (H)	24 Iowa	31 (H)
48 Colorado Col.	26 (A)	29 Iowa	34 (A)	34 North Dakota	21 (H)
25 Missouri	30 (H)	34 Wis.—Superior	36 (A)	26 Minnesota	24 (H)
46 South Dakota	28 (H)	24 Minnesota	32 (A)	31 Stanford	34 (H)
30 Kansas	29 (H)	30 Carleton	40 (H)	35 Millikin	36 (A)
21 Kansas State	30 (A)	28 Iowa State	24 (A)	28 St. Louis	30 (A)
20 Oklahoma	29 (A)	33 Drake	19 (A)	32 Iowa State	31 (H)
45 Iowa State	39 (H)	31 Kansas	34 (H)	31 Missouri	32 (A)
37 Kansas	31 (A)	18 Missouri	30 (A)	41 Kansas State	47 (A)
34 Oklahoma	39 (H)	20 Kansas State	32 (A)	34 Denver	22 (H)
37 Drake	24 (H)	34 Oklahoma	37 (H)	21 Missouri	23 (H)
33 Iowa State	37 (A)	32 Iowa State	33 (H)	32 Oklahoma	38 (A)
33 Drake	26 (A)	32 Kansas State	26 (H)	21 Kansas	32 (A)
39 Missouri	33 (A)	28 St. Louis	31 (H)	24 Kansas	32 (H)
62 Kansas State	45 (H)	32 Oklahoma	46 (A)	32 Oklahoma	24 (H)
C. T. BLACK, COACH		19 Kansas	51 (A)	14 Iowa State	22 (A)
		28 Missouri	32 (H)	28 Kansas State	21 (H)
		18 Creighton	47 (A)	W. H. BROWNE, COACH	
		26 Creighton	28 (H)		
		C. T. BLACK, COACH			
1929-30		1932-33		1935-36	
(Won 9, Lost 9)		(Won 3, Lost 13)		(Won 13, Lost 8)	
27 St. Louis	37 (A)	24 Arkansas	41 (H)	53 Brigham Young	34 (H)
26 Butler	38 (A)	19 Carleton	23 (A)	41 Minnesota	24 (A)
19 West Virginia	45 (A)	25 Minnesota	27 (A)	46 Wyoming	42 (A)
27 Pittsburgh	34 (A)	22 Minnesota	32 (H)	39 Brigham Young	46 (A)
41 Kansas State	39 (A)	22 Minnesota	21 (H)	48 Utah	47 (A)
30 Montana State	61 (H)	17 Stanford	32 (A)	48 Santa Clara	61 (A)
29 South Dakota State	27 (H)	29 Kansas	32 (A)	39 Stanford	42 (A)
21 Missouri	27 (A)	33 Missouri	37 (A)	35 Denver	45 (A)
35 Oklahoma	20 (H)	31 Kansas State	25 (H)	31 Missouri	26 (H)
32 Iowa State	22 (A)	25 Iowa State	30 (H)	31 Wyoming	22 (H)
41 Iowa	26 (H)	20 Kansas	34 (H)	40 Oklahoma	33 (A)
42 Kansas State	46 (H)	35 Oklahoma	39 (A)	23 Kansas	45 (A)
47 Oklahoma	37 (A)	30 Kansas State	36 (A)	40 Iowa State	41 (A)
20 Kansas	27 (A)				
45 St. Louis	43 (H)				
34 Missouri	31 (H)				

Nebr.	Opponent	Nebr.	Opponent	Nebr.	Opponent		
55	Southern Methodist	61 (A)	82 Kansas	67 (H)	54 Vanderbilt	78 (A)	
57	Texas Christian	58 (A)	78 Iowa State	65 (H)	65 Michigan State	69 (B)	
76	Tampa	81 (A)	67 Missouri	82 (A)	70 Missouri	65 (B)	
60	Miami, Fla.	70 (A)	HARRY C. GOOD, COACH		69 Iowa State	89 (B)	
67	Kansas State	87 (B)	1954-55			74 Colorado	52 (H)
63	Colorado	68 (B)	(Won 9, Lost 12)			56 Colorado	60 (A)
66	Iowa State	75 (B)	61 Iowa	84 (A)	84 Missouri	65 (A)	
63	Colorado	61 (H)	87 South Dakota	51 (H)	53 Kansas State	89 (A)	
36	Kansas State	71 (A)	93 Bradley	68 (A)	54 Kansas	69 (H)	
66	Kansas	69 (H)	76 Alabama	88 (A)	53 Missouri	49 (H)	
82	South Dakota	59 (H)	79 Memphis State	86 (A)	47 Iowa State	59 (A)	
72	Iowa State	78 (A)	58 Missouri	75 (B)	56 Kansas State	81 (H)	
55	Missouri	60 (H)	47 Colorado	89 (B)	60 Kansas	87 (A)	
67	Oklahoma	66 (H)	66 Kansas	69 (B)	53 Oklahoma	55 (A)	
65	Colorado	67 (A)	76 Iowa State	63 (H)	64 Oklahoma	55 (H)	
52	Kansas	90 (A)	59 Missouri	67 (A)	67 Iowa State	58 (H)	
59	Oklahoma	65 (A)	69 Kansas State	59 (H)	JERRY BUSH, COACH		
75	Iowa State	53 (H)	66 Kansas	62 (H)	1957-58		
60	Kansas State	75 (A)	74 NW Missouri	54	(Won 10, Lost 13)		
53	Missouri	68 (A)	62 Kansas State	79 (A)	64 South Dakota St.	52 (H)	
HARRY C. GOOD, COACH			84 Colorado	77 (H)	77 Wyoming	66 (H)	
1952-53			75 Oklahoma	67 (H)	57 Michigan	81 (A)	
(Won 9, Lost 11)			73 Missouri	76 (H)	56 Notre Dame	69 (A)	
65	South Dakota	53 (H)	88 Kansas	55 (A)	61 Purdue	70 (H)	
62	Minnesota	71 (A)	76 Oklahoma	78 (A)	68 Denver	63 (H)	
82	Springfield, Mass.	73 (H)	75 Iowa State	82 (A)	61 Ohio U.	53 (H)	
73	Bradley	65 (A)	66 Colorado	77 (A)	64 Marquette	79 (A)	
66	Kansas	73 (B)	JERRY BUSH, COACH			74 Princeton	64 (B)
83	Iowa State	79 (B)	1955-56			57 Kansas State	88 (B)
53	Colorado	67 (B)	(Won 7, Lost 16)			51 Iowa State	61 (B)
92	Harvard	53 (H)	51 Iowa	80 (A)	54 Missouri	55 (A)	
80	Colorado	65 (A)	69 Texas Tech	(OT) 63 (H)	59 Kansas State	74 (A)	
59	Kansas	65 (H)	71 Michigan	77 (A)	57 Oklahoma	54 (H)	
60	Iowa State	78 (H)	46 Wichita State	71 (A)	52 Iowa State	57 (H)	
73	Missouri	62 (H)	71 UCLA	65 (H)	63 Iowa State	78 (A)	
80	Kansas State	67 (H)	52 Wisconsin	71 (A)	46 Kansas	102 (A)	
78	Colorado	86 (H)	48 Vanderbilt	66 (A)	39 Oklahoma	66 (A)	
58	Kansas	77 (A)	66 Missouri	71 (B)	67 Missouri	62 (H)	
59	Oklahoma	53 (A)	70 Cornell, N.Y.	69 (B)	50 Colorado	41 (H)	
59	Missouri	66 (A)	51 Kansas State	79 (B)	43 Kansas	41 (H)	
70	Oklahoma	78 (H)	63 Colorado	78 (A)	55 Kansas State	48 (H)	
66	Iowa State	93 (A)	83 Missouri	77 (H)	52 Colorado	54 (A)	
80	Kansas State	108 (A)	52 Colorado	77 (H)	JERRY BUSH, COACH		
HARRY C. GOOD, COACH			72 Emporia State	59 (H)	1958-59		
1953-54			52 Kansas State	66 (H)	(Won 12, Lost 13)		
(Won 8, Lost 13)			56 Kansas	80 (A)	85 Northwest Missouri	44 (H)	
64	Minnesota	75 (H)	68 Oklahoma	(OT) 61 (A)	75 Montana State	43 (H)	
81	Iowa	70 (H)	69 Iowa State	(OT) 71 (H)	62 Marquette	60 (H)	
70	South Dakota	53 (H)	50 Kansas State	73 (A)	57 Minnesota	78 (A)	
55	Oregon State	83 (A)	56 Kansas	60 (H)	54 Texas Tech	46 (H)	
68	Oregon	84 (A)	64 Oklahoma	(OT) 63 (H)	48 Bradley	85 (A)	
72	Oregon	74 (A)	80 Missouri	88 (A)	55 Michigan State	80 (A)	
78	Kansas State	74 (B)	74 Iowa State	94 (A)	55 Oklahoma State	48 (B)	
70	Oklahoma	86 (B)	JERRY BUSH, COACH			50 Colorado	54 (B)
57	Missouri	72 (B)	1956-57			60 Oklahoma	43 (B)
74	Iowa State	60 (A)	(Won 11, Lost 12)			50 Colorado	57 (A)
76	Oklahoma	72 (A)	56 UCLA	69 (A)	47 Oklahoma State	44 (H)	
88	Kansas State	75 (H)	60 UCLA	78 (A)	81 Missouri	69 (H)	
80	Missouri	72 (H)	67 Iowa	43 (H)	52 Iowa State	49 (H)	
70	Kansas State	91 (A)	73 Michigan	60 (H)	91 Detroit	77 (H)	
67	Colorado	75 (H)	53 Wisconsin	51 (H)	43 Kansas State	50 (H)	
68	Kansas	79 (A)	65 Purdue	62 (A)	39 Oklahoma State	54 (A)	
68	Oklahoma	76 (A)	67 Texas Tech	66 (A)	48 Oklahoma	54 (A)	
58	Colorado	83 (A)			55 Kansas	63 (H)	

Nebr.	Opponent	Nebr.	Opponent	Nebr.	Opponent
50 Kansas	66 (A)	1961-62		73 Southern Cal	79 (A)
62 Colorado	61 (H)	(Won 9, Lost 16)		64 Southern Cal	79 (A)
56 Iowa State	59 (A)	49 Wichita State	79 (A)	78 Kansas State	100 (B)
81 Missouri	79 (A)	63 Southern Methodist	60 (H)	66 Oklahoma	75 (B)
54 Oklahoma	65 (H)	49 Air Force	58 (A)	58 Colorado	80 (B)
54 Kansas State	76 (A)	65 Notre Dame	61 (H)	55 Iowa State	52 (A)
JERRY BUSH, COACH		81 Ohio U.	64 (H)	74 Missouri	69 (H)
1959-60		70 Wyoming	71 (A)	48 Kansas	74 (A)
(Won 7, Lost 17)		49 California	50 (A)	74 Oklahoma City	65 (H)
68 Air Force	54 (H)	59 Stanford	72 (A)	60 Missouri	78 (A)
76 Minnesota	86 (H)	48 Kansas State	60 (B)	66 Kansas State	73 (H)
62 Notre Dame	70 (H)	52 Oklahoma State	51 (B)	76 Oklahoma	69 (H)
80 Michigan State	82 (H)	68 Kansas	69 (B)	54 Oklahoma State	53 (H)
60 Oregon State	63 (A)	69 Kansas	67 (A)	52 Colorado	60 (H)
65* Oregon State	67	57 Oklahoma	56 (H)	48 Kansas State	50 (A)
58 Montana State	64 (A)	56 Colorado	58 (H)	57 Iowa State	55 (H)
55 Colorado	64 (B)	72 Iowa State	84 (A)	55 Kansas	64 (H)
63 Kansas State	71 (B)	53 Kansas State	72 (A)	45 Oklahoma State	81 (A)
78 Missouri	67 (B)	57 Oklahoma State	56 (H)	76 Oklahoma	82 (A)
53 Iowa State	57 (A)	63 Colorado	74 (A)	73 Colorado	89 (A)
47 Kansas	60 (H)	66 Iowa State	79 (H)	JOE CIPRIANO, COACH	
61 Missouri	69 (A)	65 Missouri	63 (A)	1964-65	
57 Colorado	62 (A)	70 Kansas	73 (H)	(Won 10, Lost 15)	
54 Colorado	58 (H)	63 Missouri	81 (H)	68 Wyoming	84 (A)
64 Missouri	59 (H)	64 Oklahoma State	65 (A)	96 Purdue	85 (H)
47 Oklahoma State	52 (A)	71 Oklahoma	69 (A)	74 South Dakota	63 (H)
54 Oklahoma	63 (A)	60 Kansas State	84 (H)	74 Michigan	73 (H)
69 Iowa State	49 (H)	JERRY BUSH, COACH		73 Texas	77 (A)
70 Kansas State	60 (H)	1962-63		78 Texas Tech	82 (A)
49 Oklahoma	50 (H)	(Won 6, Lost 19)		87 California	80 (H)
54 Oklahoma State	47 (H)	68 Texas Tech	66 (A)	63 California	59 (H)
74 Kansas State	83 (A)	61 Houston	68 (A)	62 Colorado	70 (B)
74 Kansas	79 (A)	43 Air Force	39 (H)	61 Oklahoma State	74 (B)
JERRY BUSH, COACH		78 Northern Iowa	59 (H)	62 Iowa State	69 (B)
* at Portland, Ore.		54 Denver	63 (H)	56 Kansas	66 (H)
1960-61		72 Miami, Ohio	69 (H)	54 Oklahoma State	93 (A)
(Won 10, Lost 14)		49 Southern Cal	58 (H)	82 Oklahoma	89 (A)
78 Northern Iowa	68 (H)	53 Southern Cal	55 (H)	88 Iowa State	79 (H)
63 Wichita State	65 (H)	66 Iowa State	82 (B)	53 Oklahoma State	55 (H)
65 Utah State	60 (H)	47 Colorado	59 (B)	52 Colorado	67 (A)
77 Denver	52 (H)	93 Oklahoma	86 (B)	62 Kansas State	57 (A)
60 Cincinnati	71 (A)	47 Colorado	75 (H)	66 Colorado	59 (H)
79 Arizona	75 (A)	53 Kansas State	66 (A)	74 Missouri	92 (H)
53 Kansas	55 (H)	53 Kansas	72 (A)	69 Iowa State	65 (A)
90 Missouri	72 (B)	60 Kansas State	72 (H)	62 Kansas	71 (A)
70 Oklahoma State	61 (B)	69 Iowa State	83 (A)	67 Oklahoma	63 (H)
62 Missouri	48 (H)	61 Missouri	69 (H)	66 Missouri	84 (A)
65 Colorado	61 (H)	54 Iowa State	75 (H)	67 Kansas State	79 (H)
51 Colorado*	66 (A)	41 Oklahoma State	51 (A)	JOE CIPRIANO, COACH	
58 Iowa State	66 (H)	77 Oklahoma	84 (A)	1965-66	
47 Oklahoma State	55 (A)	39 Kansas	45 (H)	(Won 20, Lost 5)	
58 Oklahoma	69 (A)	49 Oklahoma State	48 (H)	101 Wisconsin	88 (A)
33 Kansas	38 (H)	75 Oklahoma	77 (H)	77 Oregon State	63 (H)
62 Iowa State	68 (A)	51 Colorado	80 (A)	71 California	87 (A)
61 Oklahoma State	65 (H)	72 Missouri	84 (A)	70 California	68 (A)
83 Oklahoma	61 (H)	JERRY BUSH, COACH		75 Texas	64 (H)
69 Kansas	68 (A)	1963-64		71 Stanford	67 (H)
67 Kansas State	77 (H)	(Won 7, Lost 18)		77 South Dakota	60 (H)
56 Kansas State	75 (A)	79 Wyoming	72 (H)	69 Missouri	(OT) 67 (B)
76 Missouri	97 (A)	55 Michigan	80 (A)	92 Oklahoma	79 (B)
*CU won game, but later forfeited		75 Purdue	81 (A)	61 Kansas	71 (B)
JERRY BUSH, COACH		58 Texas Tech	64 (H)	76 Iowa State	74 (A)
		60 Houston	76 (H)	82 Missouri	60 (H)
				82 Kansas State	71 (A)

Nebr.	Opponent	Nebr.	Opponent	Nebr.	Opponent
67 Iowa State	76 (A)	65 Colorado	42 (H)	82 Iowa State	66 (H)
76 Kansas State	(OT) 81 (A)	58 Iowa State	76 (A)	JOE CIPRIANO, COACH	
JOE CIPRIANO, COACH		JOE CIPRIANO, COACH		* Roadrunner Invitational Las Cruces, N.M.	
		* at Vanderbilt Invitational			

1972-73

(Won 9, Lost 17)

64 No. Texas St.	46 (H)
59 Wyoming	65 (A)
50*California	75
57*Air Force	53
72 Texas Christian	58 (H)
60**Kentucky	85
51**Colorado State	57
64 Iowa State	75 (B)
74 Kansas	72 (B)
73 Oklahoma State	75 (B)
63*Georgia State	54
62*North Carolina	79
55 Oklahoma State	68 (H)
74 Oklahoma	67 (H)
65 Missouri	78 (H)
60 Iowa State	81 (A)
55 Kansas State	82 (H)
59 Colorado	67 (H)
59 Kansas	46 (A)
59 Oklahoma	67 (A)
76 Oklahoma State	64 (A)
62 Kansas	59 (H)
76 Iowa State	82 (H)
70 Kansas State	97 (A)
63 Colorado	71 (A)
70 Missouri	86 (A)

JOE CIPRIANO, COACH

* Mountaineer Classic,
Morgantown, W.Va.

** Kentucky Invitational

† Decatur, Ga.

‡ Greensboro, N.C.

1974-75

(Won 14, Lost 12)

87 South Dakota St.	72 (H)
67*Long Beach St.	55 (A)
62*Arizona State	83 (A)
69 North Texas St.	56 (A)
78 Wichita State	65 (H)
66 San Jose State	80 (H)
69**Southern Meth.	67 (A)
60**Indiana	97 (A)
81 Vanderbilt	66 (H)
75 Oklahoma	64 (B)
62 Kansas	63 (B)
63 Kansas State	80 (B)
74 Kansas State	61 (H)
68 Oklahoma	61 (A)
85 Colorado	59 (H)
73 Oklahoma State	58 (H)
74 Missouri	88 (A)
44 Kansas	72 (A)
75 Iowa State	62 (H)
57 Oklahoma	(OT) 65 (H)
61 Colorado	62 (A)
64 Kansas State	65 (A)
80 Missouri	77 (H)
59 Oklahoma State	58 (A)
77 Kansas	(2OT) 79 (H)
69 Iowa St.	82 (A)

JOE CIPRIANO, COACH

* Sun Devil Classic

Tempé, Ariz.

** Indiana Classic

1975-76

(Won 19, Lost 8)

58 Illinois	60 (H)
79 Northwestern	68 (H)
65 Iowa	72 (A)
63 Washington	75 (H)
68 St. Mary's	37 (H)
85*Pacific	59 (A)
75*New Mexico St.	75 (A)
68 Vanderbilt	57 (A)
66 Kansas	69 (B)
75 Oklahoma	53 (B)
56 Okla. St.	49 (B)
72 South Dakota	59 (H)
69 So. Carolina	68 (H)
65 Kansas State	59 (A)
68 Oklahoma	67 (H)
66 Colorado	64 (A)
52 Oklahoma St.	48 (A)
57 Missouri	62 (H)
57 Kansas	54 (H)
66 Iowa State	56 (A)
60 Oklahoma	65 (A)
80 Colorado	61 (H)
53 Kansas St.	65 (H)
84 Missouri	(OT) 95 (A)
60 Oklahoma St.	54 (H)
62 Kansas	58 (A)

1976-77

(Won 16, Lost 13)

57 Iowa	71 (H)
59 Washington	(OT) 58 (A)
66 Hawaii-Hilo	71 (A)
64 Hawaii	59 (A)
60 Hawaii	59 (A)
58 Minnesota*	66 (H)
63 Illinois	67 (A)
80 Northwest Mo. St.	53 (H)
71 Northwestern	68 (A)
64 Mankato St.	61 (H)
50 Colorado	55 (B)
75 Iowa State	55 (B)
66 Oklahoma	56 (B)
49 South Carolina	54 (A)
52 Kansas State	57 (H)
69 Colorado	54 (H)
49 Iowa State	48 (A)
58 Oklahoma	85 (H)
63 Missouri	76 (A)
60 Kansas	57 (H)
66 Oklahoma State	54 (H)
73 Colorado	62 (A)
66 Iowa State	51 (H)
62 Kansas State	67 (A)
60 Missouri	58 (H)
62 Oklahoma	72 (A)
66 Kansas	74 (A)
60 Oklahoma State	62 (A)
58 **Kansas	61 (A)

JOE CIPRIANO, COACH

* Minn. forfeit—NCAA ruling.

** Big Eight Tournament

1973-74

(Won 14, Lost 12)

70 Wyoming	62 (H)
77 Minnesota-Duluth	50 (H)
58*Vanderbilt	82
65*Middle Tennessee	76
78 Georgia State	(OT) 75 (H)
67 NE Missouri	54 (H)
76 MacMurray	50 (H)
73 Northern Iowa	55 (H)
47 Kansas State	68 (B)
69 Oklahoma State	62 (B)
66 Kansas	75 (B)
58 Wichita State	66 (A)
64 Kansas	79 (A)
63 Oklahoma	58 (H)
65 Kansas State	73 (H)
66 Oklahoma State	79 (A)
63 Oklahoma	85 (A)
91 Iowa St.	(3OT) 88 (H)
75 Missouri	58 (H)
64 Colorado	65 (A)
88 Missouri	87 (A)
71 Oklahoma State	93 (H)
46 Kansas	51 (H)
58 Kansas State	54 (A)

1977-78

(Won 22, Lost 8)

61 Mo. So. St.	54 (H)
65 Creighton	58 (H)
74 South Dakota	64 (H)
67 Nevada-Reno	50 (H)
69 Cal-Davis	64 (H)
80 Mississippi	70 (H)
63 Minnesota	49 (A)
73 Western Illinois	72 (H)
104 Montana State	60 (H)
70 Oklahoma State	58 (B)
60 Kansas State	69 (B)
75 Oklahoma	68 (B)
77 Kansas State	63 (A)
64 Colorado	73 (A)
59 Iowa State	65 (H)
78 Oklahoma	64 (A)
56 Missouri	55 (H)
62 Kansas	58 (H)
63 Oklahoma State	57 (H)
86 Colorado	75 (H)
62 Iowa State	56 (A)
63 Kansas State	50 (H)
52 Missouri	74 (A)
68 Oklahoma	74 (H)

NOTES

A BRIEF HISTORY OF THE UNIVERSITY OF NEBRASKA

The University of Nebraska, now an institution of three major components—the University of Nebraska—Lincoln, the University of Nebraska at Omaha and University of Nebraska Medical Center, Omaha—and a collection of agricultural experiment stations and related offices across the state, was chartered by the Nebraska Legislature in 1869 and held its first classes in 1871 in a three-story brick building on the outskirts of Lincoln.

At its chartering, the University was committed to instruct in agriculture, the “mechanic arts,” and military tactics by the terms of the Land-Grant College Act of 1862 to which the Legislature subscribed. These special endeavors, however, were made parts of the total University program with the result that Nebraska, unlike some of its neighbors, has had but one major institution of higher education.

The early years were fraught with internal ideological conflicts, with financial problems and with shortages of collegiate students. The University not only survived without interruption, it managed to establish the first program of graduate education west of the Mississippi in the mid-1880's. By 1909 it had attained membership in the select Association of American Universities, a tribute to the high quality of its faculty and scholastic programs.

The University of Nebraska—Lincoln now has eight colleges, plus four schools and many other programs. Thirty-nine doctoral level, 61 masters, 110 undergraduate and 15 pre-professional areas of study are offered.

Lack of financial support forced the University in 1888 to close the Medical College it had opened in Lincoln five years earlier. In 1902, the University re-entered the field of medical education, taking over the Omaha Medical College. This became the University of Nebraska Medical Center in Omaha.

Since the adoption of the Nebraska constitution in 1875, the University has been governed by an elected Board of Regents. In 1968, pursuant to legislative action and a city-wide election in Omaha, the Board of Regents was made responsible for governance of the former municipal University of Omaha, renamed the University of Nebraska at Omaha. In 1970, the number of regents was increased from six to eight. This number was increased again in 1974, when a representative of the student body from each of the three campuses became a non-voting member.

In 1971, the chief executive officer of the University was given the title of President. The executive heads of the three components, the University of Nebraska—Lincoln, the University of Nebraska at Omaha, and the University of Nebraska Medical Center, were accorded the titles of chancellor and Vice-President.

Points of Interest on Campus—

Museum—The University of Nebraska State Museum has an outstanding collection of fossil mammals and is world renowned for its Elephant Hall. There are galleries of health science, Nebraska wildlife, zoology, geology and anthropology. In addition to its exhibits on three floors of Morrill Hall at 14th and U, the museum has extensive research collections in Nebraska Hall.

Art—The Sheldon Memorial Art Gallery has one of the finest collections on a university campus. Its sculpture garden is also one of the finest in the nation.

Music—School of Music students and faculty perform regularly in Kimball Recital Hall and throughout the state. There is an active schedule of concerts by University choral and instrumental groups, musical theatre productions and a wide range of musical and dance events by visiting artists.

Theatre—During the school year there are periodic performances by University companies in Howell Memorial and Studio Theatres. A repertory group performs throughout the summer months.

Nebraska Unions—The social centers on each campus provide a variety of food service facilities and relaxation areas for students and visitors, house the placement center and offices for student organizations, book stores, bowling alleys, game rooms, TV rooms, record rooms, study rooms, and rooms for large meetings and social events.


Carillon Tower—Built in 1948, the gift of alumnus Ralph S. Mueller, the tower has become a symbol of the NU Lincoln campus. It houses a 2½-octave electronic English bells carillon, played on ceremonial occasions from a keyboard.

Historical Museum—The State Historical Society has its museum and library on the campus. It features Nebraska lore dating from early Indian relics.

Center for Continuing Education—Conference and hotel facilities at 33rd and Holdrege provide a site for hundreds of adult and youth meetings each year. Continuing education programs are planned by a professional staff. The Center was financed through a grant from the Kellogg Foundation and by public subscription.

Planetarium—Public sky shows are presented daily during the summer and on weekends during the school year. Special shows are also given to University classes and visiting school groups.





INDEX

- Administration, Nebraska, 69-83
All-Americans, Big Eight, 156
All-Americans, Nebraska, 153
All-conference Cornhuskers, 153
All-time top scorers, 148-49
Arkansas, Univ. of, 96
Athletic Directors, Nebraska, 75
Athletic staff, 1
Attendance, Bob Devaney Sports Center, 150
Baack, Tom, 62, 142
Banks, Brian, 144
Baylor Univ., 90
Big Eight staff, 48
Big Eight Tournament, 134, 158
Bob Devaney Sports Center; arena, 2; attendance records, 150; diagram, 5; personnel, 82-83, records 151-52
Big Eight champions, 154-55
Borgianni, Orval, 83
Box scores, 1981-82, 128-33
Branch, Nate, 146
Bryant, Don, 76
Chalk, Leroy, 147
Chancellor Messengale, 71
Cipriano, Randy, 64
Cloudy, Stan, 24-24
Coaches' records, Nebraska, 61
Coaching staff, 57-64
Color section, 49-56
Colorado, Univ. of, 102
Conference scoring leaders, 157
Cornell Univ., 93
Cornhusker Basketball School, 12
Creighton Univ., 88
Davis, Dr. June B., 78
Denver, Univ. of, 86
Devaney, Bob, 74-75
Downing, Greg, 14-15, 44, 160
Epley, Boyd, 67
Fort, Jerry, 140
Fouraker, Gary, 79
Fricke, Kevin, 65
General information, 9
Grambling State Univ., 94
History, Nebraska basketball, 168-78
History of Univ. of Nebraska, 180-81
Hoppen, Dave, 38-39
Hughes, Brett, 32-33, 160
Husker honors, 1981-82, 136
Huskers vs. Creighton, 163
Huskers vs. the Big Eight, 160-63
Huskerettes, 159
Iba, Moe, 57-61
Indiana Univ., 95
Institutional Representative, 73
Interviews, Iba, 3
Interviews, players, 2
Iowa State Univ., 103
Johnson, Handy, 26-27, 44, 160
Johnson, Lenard, 16-17, 45, 161
Jura, Chuck, 143
Kansas, Univ. of, 104
Kansas State Univ., 105
Lantz, Stuart, 142
Lettermen lost, 9
Lettermen returning, 9
Lott, Jerry, 83
Messengale, Dr. Martin A., 71
Martz, Mike, 40-41
Matzke, John, 34-35, 45, 161
McPipe, Carl, 141
Media policies, information, 2-3
Medical staff, 80-81
Mesa College, 97
Missouri, Univ. of, 106
Missouri-Kansas City, Univ. of, 89
Missouri Western State College, 92
Montana, Univ. of, 87
Moore, Jack, 143
Moore, James, 42-43
O'Hanlon, Dr. James, 73
Oklahoma, Univ. of, 107
Oklahoma State Univ., 108
Opponents, Big Eight, 101-114
Opponents, non-conference, 85-100
Osborne, Tom, 77
Parks, Jeff, 65
Player biographies, 13-47
Ponce, David, 28-29
Pool, Chuck, 79
President Roskens, 72
Prospectus, 6-8
Publicity outlets, 184
Records, Bob Devaney Sports Center, 151-52
Records, Nebraska varsity, 138-39
Records and all-time scorers, 137-52
Records broken, 1981-82, 136
Recruits, 9
Regents, Board of, 70
Renfro, Claude, 18-19, 45, 161
Results, 1981-82 season, 124
Roskens, Dr. Ronald W., 72
Ross, Jim, 82
Roster, alphabetical, 10
Roster, numerical, 11
Scantlebury, Tom, 146
Scarlett, Trent, 36-37, 162
Schedule, Big Eight composite, 117-18
Schedule, Nebraska, 1982-83, back cover
Schneider, Paul, 82
Scoring/rebounding, individual, 1981-82, 127
Season at a glance, 8-9
Season in review, 1981-82, 121-36
Series histories, Big Eight, 109-114
Series histories, non-conference, 99-100
Series record vs. all opponents, 166-67
Series records, Big Eight, 115-16
Siegel, Bob, 145
Simons, Tom, 79
Smith, Andre, 141
Smith, Terry, 20-21, 46, 162
Southwest Missouri State Univ., 98
Spoonhour, Charlie, 63
Standings, Big Eight, 1981-82, 134
Stat highs, 1981-82 season, 125
Statistics, Big Eight, 1981-82, 134-36
Statistics, Nebraska, 1981-82 season, 122
Statistics, Nebraska, 1982 Big Eight season, 123
Statistics, Nebraska game-by-game, 1981-82, 126
Stewart, Marvin, 144
Team photo, inside front cover
Telephone directory, NU athletics, 4
Television series, 1983 Big Eight, 116
Training staff, 80-81
Travel plans, 119-20
Turner, Herschell, 145
University administration, 1
Wagner, Helen Ruth, 78
Walsh, Ursula, 66
Walton, Kenny, 22-23, 46, 162
Williams, Eric, 30-31, 47, 163
Williams, Nancy, 65
Worster, Mel, 65
Wyoming, Univ. of, 91

KEY PUBLICITY OUTLETS

NEWSPAPER & WIRE SERVICES

	Telephone
*#Mike Kelly, World-Herald, 14th & Dodge, Omaha 68102	402/444-1000
#Dave Sittler, World-Herald, Lincoln Bureau, P.O. Box 80966, Lincoln 68501	402/476-3132
#Wally Provost, World-Herald, 14th & Dodge, Omaha 68102	402/444-1000
#Larry Porter, World-Herald, Lincoln Bureau, P.O. Box 80866, Lincoln 68501	402/476-3132
*#Virgil Parker, Journal-Star, 926 P St., Lincoln 68508	402/473-7431
*#Randy York, Journal-Star, 926 P St., Lincoln 68508	402/473-7431
#Mike Babcock, Journal-Star, 926 P St., Lincoln 68508	402/473-7431
Tom Vint, Associated Press, World-Herald Bldg., Omaha 68102	402/341-4963
Steve Staniak, United Press International, 926 P St., Lincoln 68508	402/476-0381
*#Larry Sparks, Daily Nebraskan, U. of Nebraska, Lincoln 68508	402/472-2589
*#Gene McGivern, Times Herald, 114 E. 4th, Alliance 69301	308/762-3060
*#Ron Baldwin, Sun, 7th & Ella, Beatrice 68310	402/223-5233
*#Craig Rober, Daily Telegram, 1254 27th Ave., Columbus 68601	402/564-2741
*#Del Sutherland, Journal, 1810 Harlan, Falls City 68355	402/245-2431
*#Kent Heusel, Tribune, P.O. Box 9, Fremont 68205	402/721-5000
*#Pete Lethby, Independent, 1st & Cedar, Grand Island 68801	308/382-1000
*#Larry Havranek, Tribune, 908 W. 2nd, Hastings 68901	402/462-2131
*#Jack Donahue, Citizen, 307 East Ave., Holdrege 68949	308/995-4441
*#Ron Richmond, Hub, 13 E. 22nd, Kearney 68847	308/237-2152
*#Paul Mowry, Gazette, W. 1st & E. McCook 69001	308/345-4500
*#Ken Misfeldt, News-Press, 123 S. 8th, Nebraska City 68410	402/873-3334
*#Denny Fuehrer, News, 525 Norfolk Ave., Norfolk 68701	402/371-1020
*#John Martinez, Telegraph, 315 E. 5th, North Platte 69101	308/532-6000
*#Rich Thurlow, Star-Herald, 1405 Broadway, Scottsbluff 69361	308/632-0670
*#Mike Pratt, News-Times, P.O. Box 512, York 68467	402/362-4478

*Sports editor; #writes column.

TELEVISION

	Channel	Telephone
Dick Janda, KOLN-TV, 40th & W. Lincoln 68503 (CBS)	10	402/467-4321
Terry Yeager, KMTV, 10714 Mockingbird, Omaha 68127 (NBC)	3	402/592-3333
Bob Cullinan, KETV, 27th & Douglas, Omaha 68131 (ABC)	7	402/345-7777
Dave Webber, WOWT, 3501 Farnam, Omaha 68131 (CBS)	6	402/346-6666
Russ Batenhorst, KHAS-TV, Hastings 68901 (NBC)	5	402/463-1321
Merlyn Klaus, KHGI-TV, Kearney 68847 (ABC)	13	800/652-9309
Jerry Dishong, KDUH-TV, Scottsbluff 69361 (NBC)	4	308/638-4471
Larry Frost, KNOP-TV, North Platte 69101 (NBC)	2	308/532-2222
Peter Maize, KSTF-TV, Scottsbluff 69361 (CBS-ABC)	10	308/632-6107
Rod Bates, KUON-TV, 1800 N. 33rd, Lincoln 68503 (PBS)	12	402/472-3611

RADIO PLAY-BY-PLAY

	Telephone
Larry Moehlenbrink, KFOR, 825 Stuart Bldg., Lincoln 68508	402/475-6606
Don Gill, KLIN, 4348 O St., 68510	402/475-4567
Kent Pavelka, KFAB, 5010 Underwood, Omaha 68132	402/556-8000
Sports Director, KRNU, U. of Nebraska, Lincoln 68507	402/472-3054

Big Eight Area Outlets

Ames, Iowa Tribune	St. Louis Globe-Democrat
Des Moines Register	St. Louis Post-Dispatch
Kansas City Star-Times	Tribune, Columbia, Missouri
Daily Oklahoman, Oklahoma City	Missourian, Columbia, Missouri
Tulsa Tribune	Denver Post
Tulsa World	Rocky Mountain News, Denver
Manhattan Mercury, Manhattan, Kansas	Boulder Camera
Capital-Journal, Topeka, Kansas	Stillwater News-Press
Wichita Eagle	Norman Transcript
Journal-World, Lawrence, Kansas	

Bill Hancock, Big Eight News Director, River Hills/Mark I, 600 E. 8th St., Kansas City, Missouri



**BOB DEVANEY SPORTS CENTER ARENA
(14,438)**

NEBRASKA BASKETBALL SCHEDULE 1982-83

(All Times Central Standard)

DAY	DATE	OPPONENT	SITE	TIPOFF
SAT.	NOV. 20	*WINDSOR	LINCOLN	7:35 p.m.
FRI.	NOV. 26	DENVER	LINCOLN	7:35 p.m.
MON.	NOV. 29	MONTANA	Missoula	8:30 p.m.
SAT.	DEC. 4	CREIGHTON	Omaha	7:35 p.m.
WED.	DEC. 8	MISSOURI-KANSAS CITY	LINCOLN	7:35 p.m.
SAT.	DEC. 11	BAYLOR	LINCOLN	7:35 p.m.
SAT.	DEC. 18	WYOMING	LINCOLN	7:35 p.m.
MON.	DEC. 20	MISSOURI WESTERN STATE	LINCOLN	7:35 p.m.
WED.	DEC. 29	**CORNELL	Indianapolis	8 p.m.
THU.	DEC. 30	**GRAMBLING ST./INDIANA	Indianapolis	6 or 8 p.m.
MON.	JAN. 3	ARKANSAS	Little Rock	7:30 p.m.
FRI.	JAN. 7	MESA	LINCOLN	7:35 p.m.
SAT.	JAN. 15	SOUTHWEST MISSOURI STATE	LINCOLN	7:35 p.m.
TUE.	JAN. 18	IOWA STATE	Ames	8:10 p.m. (TV)
SAT.	JAN. 22	COLORADO	Boulder	11:10 a.m. (TV)
WED.	JAN. 26	KANSAS STATE	LINCOLN	7:35 p.m.
SAT.	JAN. 29	MISSOURI	Columbia	8 p.m.
WED.	FEB. 2	OKLAHOMA	LINCOLN	7:35 p.m.
SAT.	FEB. 5	KANSAS	LINCOLN	12:40 p.m. (TV)
WED.	FEB. 9	OKLAHOMA STATE	Stillwater	7:35 p.m.
SAT.	FEB. 12	COLORADO	LINCOLN	7:35 p.m.
WED.	FEB. 16	KANSAS STATE	Manhattan	7:35 p.m.
SAT.	FEB. 19	IOWA STATE	LINCOLN	7:35 p.m.
THU.	FEB. 24	OKLAHOMA	Norman	8:10 p.m. (TV)
SAT.	FEB. 26	MISSOURI	LINCOLN	7:35 p.m.
WED.	MAR. 2	KANSAS	Lawrence	7:35 p.m.
SAT.	MAR. 5	OKLAHOMA STATE	LINCOLN	7:35 p.m.
TUE.	MAR. 8	Big Eight Tournament First Round (campus sites)		
FRI.	MAR. 11	Big Eight Tournament Semifinals (Kansas City)		
SAT.	MAR. 12	Big Eight Tournament Final (Kansas City)		

*Exhibition.

**Hoosier Classic.

ALL HOME GAMES AT THE BOB DEVANEY SPORTS CENTER
FOR TICKET INFORMATION, CALL 402-472-3111