

Nebraska Basketball 1981-82



MEDIA GUIDE • \$2.50



1981-82 University of Nebraska Basketball Team

Front row (left-to-right): Handy Johnson, Eric Williams, Assistant Coach Mike Naderer, Assistant Coach Charlie Spoonhour, Head Coach Moe Iba, Assistant Coach Tom Baack, Assistant Coach Randy Cipriano, Jack Moore, Brett Hughes.

Back row (left-to-right): Drew Stange, Kenny Walton, Claude Renfro, Trent Scarlett, Lenard Johnson, Victor Chacon, John Matzke, Jerry Shoecraft, Terry Smith, Ray Collins, Greg Downing.

INDEX

All-American Huskers	159
All-Conference Huskers	159
Athletic Department Telephone Numbers	5
Baack, Tom	16
Big Eight All-Americans	162
Big Eight Champions	160-61
Big Eight Composite Schedule	99-100
Big Eight Opponents	83-96
Big Eight Post-season Tourney	164
Big Eight Scoring Champions	163
Big Eight Series Records	97-98
Big Eight Staff	123
Big Eight Television Series	101
Bob Devaney Sports Center Layout	6
Bob Devaney Sports Center Records	156-58
Cipriano, Randy	18
Epley, Boyd	22
Fox, Paul	17
Good, Harry, in Hall of Fame	101
Huskerettes	10
Iba, Moe, Biography	12-13
Iba, Moe, Record	14-15
Media Information	3
Naderer, Mike	19
Nebraska Athletic Staff	2, 112-22
Nebraska Basketball Staff	11-22
Nebraska Coaches' Won-Lost Record	28
Nebraska History	165-78
Nebraska Player Information	30-63
Nebraska Records, Scoring Leaders	145-56
1980-81 in Review	125-43
Final Statistics	126
Schedule, Scores, Leaders	127
Nebraska Big Eight Statistics	128
Stat Highs	129
Game-by-Game Individual Stats	130
Game-by-Game Team Stats	131
Box Scores	132-36
Big Eight Standings	137
Big Eight Statistics	138-42
"All" Teams	142-43
1981-82 at a Glance	22-25
Nonconference Opponents	65-81
Player Interviews	3
Prospectus	7-9
Publicity Outlets	180
Rosters	26-27
Alphabetical	27
Numerical	26
Spoonhour, Charlie	17
Travel Plans	102-04
University Administration	2, 105-09
University Facts	110-11
Walsh, Ursula	21

UNIVERSITY ADMINISTRATION

Board of Regents

John Payne, Kearney
Edward Schwartzkopf, Lincoln
Robert R. Koefoot, M.D., Grand Island
Robert J. Prokop, M.D., Ph.D., Wilber
Kermit Wagner, Schuyler
James Moylan, Omaha

Kermit Hansen, Omaha
Robert G. Simmons, Jr., Scottsbluff
Rick Mockler, NU-Lincoln
Michael Schmidt, NU Medical
Center
Florene Langford, UNO

President

Dr. Ronald W. Roskens

Chancellor

Dr. Martin Massengale

CORNHUSKER ATHLETIC STAFF

BIG 8 FACULTY REPRESENTATIVE

Dr. Keith Broman Harvard Graduate School of Business, '45

ADMINISTRATIVE STAFF

Athletic Director Bob Devaney, Alma College, '39
Asst. Athletic Director and Sports Information Director Don Bryant,
Nebraska, '52
Asst. Athletic Director and Head Football Coach Tom Osborne,
Hastings, '59
Asst. Athletic Director/Women's Director Dr. June Davis,
Manitoba, '69
Business Manager Gary Fouraker, Nebraska, '73
Ticket Manager Helen Ruth Wagner, Nebraska
Acting Asst. Sports Information Director Tom Simons, Nebraska
Asst. Sports Info. Dir./Women's Director Terry Beek, Central (Iowa), '73
Publications Coordinator/SID Assistant Chuck Pool, Nebraska, '80
Ath. Dept. Academics Counselor Ursula Walsh, Rosary College, '58
Ath. Dept. Strength Coach Boyd Epley, Nebraska, '70
Ath. Dept. Asst. Strength Coach Mike Arthur, Nebraska '70

BASKETBALL STAFF

Head Coach Moe Iba, Oklahoma State, '62
Assistant Coach Tom Baack, Nebraska, '68
Assistant Coach Charlie Spoonhour, Coll. of Ozarks, '61
Part-time Assistant Coach Randy Cipriano, Kearney State, '80
Volunteer Assistant Mike Naderer, Nebraska, '81; Paul Fox, Neb. Wesleyan, '79
Student Managers Kevin Fricke, Jeff Parks
Student Trainer Jack Nickolite
Equipment Manager Mel Worster
Secretary Nancy Williams

BOB DEVANEY SPORTS CENTER STAFF

Bob Devaney Sports Center Manager and Asst. Athletic Director
Jim Ross, Eastern Michigan, '39
Administrative Assistant Paul Schneider, Nebraska, '52
Administrative Assistant Orval Borgialli, Chadron State, '59
Building Superintendent Jerry Lott, Nebraska, '58
Staff Assistant Shirley Svoboda

MEDICAL STAFF

Athletic Medicine Dr. Samuel Fuenning, Nebraska, '45
Team Physician Dr. Pat Clare, Nebraska, '62
Team Physician Dr. Chuck Newman, Nebraska, '66
Team Physician Consultant Dr. Paul Goetowski, Creighton, '44
Head Trainer and Physical Therapist George Sullivan, RPT, Nebraska, '51
Asst. Trainer and Physical Therapist Jerry Weber, RPT, Nebraska, '74
Asst. Trainer and Physical Therapist Roland E. 'Duke' LaRue, RPT,
Buena Vista, '50

MEDIA INFORMATION

WORKING CREDENTIALS

Direct all requests for media credentials to: Nebraska Sports Information Office, University of Nebraska, Lincoln 68588. Don Bryant, Director and Tom Simons, Assistant. Office phone: 402-472-2263. Bryant's home phone: 402-423-6563. Simons' home phone: 402-489-8313.

WILL CALL

Due to mail service, media passes will not be mailed out in some instances. They may be picked up at the Will Call Window, located under the South Ramp, outside the Sports Center.

RADIO SPACE

Radio requests and information should be made to the attention of the NU Sports Information Office. If spotters are needed please contact the NU Sports Information Office at least three days in advance.

PHOTOGRAPHERS

Photography requests and information should be made to the attention of the NU Sports Information Office. **Photographers working the sidelines of the Bob Devaney Sports Center Arena must have an armband. Armbands can be secured from the NU Sports Information Office. Daylight film is recommended for both still and motion pictures in the Devaney Sports Center.**

COACHES SCOUTING PASSES

Press box requests made by head coaches for scouting purposes should be made to the attention of the NU Sports Information Office and conform to Big 8 Conference regulations.

GAME SERVICES

Pregame notes (including statistics), programs, running scoring summary, complete game statistics (Flash, halftime, shot charts, flash final and final) and quotes are provided. A press room is located in the southeast corridor on the floor level of the basketball arena. Starting one-and-one-half hours before tipoff, pizza and refreshments (refreshments are also served in the press box at halftime) will be served. Also in the press box are phones and telecopiers. The cost of the telecopier service is \$35 (\$25 to the University, \$10 to the operator). Writers wishing to install phones in the press box for a telecopier or video display terminal (VDT) may do so through the Lincoln Telephone and Telegraph Company (402-477-0869) Joan Knapp.


IBA INTERVIEW TIME

The best time to reach NU acting head basketball coach Moe Iba for an interview is weekdays from 11:30 a.m. till noon CST. The NU basketball office phone number is 402-472-2265.

Also available is the 'Husker Hotline', with comments from Iba and from the Husker players. For the 'Hotline', call 402-472-2262.

NEBRASKA PLAYER INTERVIEWS

All media requests for interviews of Nebraska basketball players should be directed to NU Assistant Sports Information Director Tom Simons. (Office: 402-472-2263; Home: 402-489-8313).



BOB DEVANEY SPORTS CENTER ARENA

The press section is located above the C 12 vomitory, which is on the south side. The television camera hut is located directly above the press section, in the C 12 housing.

MEDIA FOLLOWS HUSKER BASKETBALL AT HOME AND AWAY

Three radio stations, the Omaha World-Herald and the Lincoln Journal and Star will again follow Nebraska basketball at home and away during the 1981-82 campaign.

The radio stations are KFAB (Omaha)—Kent Pavelka, KFOR (Lincoln)—Tim Moreland, and KLIN (Lincoln)—Don Gill.

Staffing for the Omaha World-Herald will be Don Lee, Dave Sittler and Larry Porter, while the Lincoln Journal and Star will have Virgil Parker, Randy York and Mike Babcock.

**NEBRASKA ATHLETIC DEPARTMENT
STAFF PHONE NUMBERS
AREA CODE 402**

NU Basketball Staff

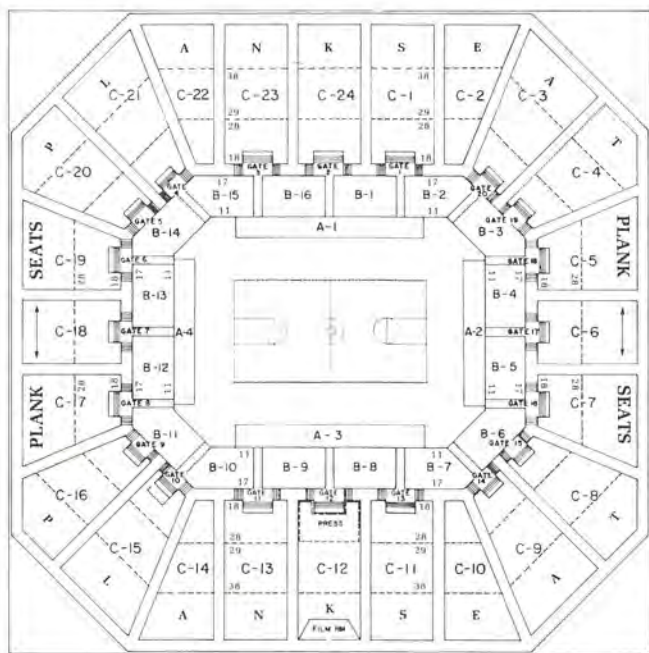
	Office	Home
Head Coach Moe Iba,	472-2265	464-3377
Assistant Coach Tom Baack	472-2265	488-6785
Assistant Coach Charlie Spoonhour	472-2265	423-7360
Part-time Asst. Coach Randy Cipriano	472-2265	475-3727
Volunteer Assistants Mike Naderer, Paul Fox	472-2265	
Equipment Manager Mel Worster	472-1416	432-2352
Basketball Secretary Nancy Williams	472-2265	

Bob Devaney Sports Center Staff

Asst. AD and Bob Devaney Sports Center Manager		
Jim Ross	472-1132	489-5814
Administrative Assistant Paul Schneider	472-1132	489-4308
Administrative Assistant Orval Borgialli	472-1132	489-4459
Building Superintendent Jerry Lott	472-1132	466-9447
Staff Assistant Shirley Svoboda	472-1132	

NU Athletic Department Staff

Athletic Director Bob Devaney	472-3011	489-5321
Faculty Representative Keith Broman	472-3001	488-7046
Asst. AD and Sports Information Director Don Bryant	472-2263	423-6563
Asst. AD and Head Football Coach Tom Osborne	472-3116	
Asst. AD/Women's Director Dr. June Davis	472-2366	
Business Manager Gary Fouraker	472-2273	752-2577
Ticket Manager Helen Ruth Wagner	472-3111	
Asst. Sports Information Director Tom Simons	472-2263	489-8313
Publications Coordinator/SID Asst. Chuck Pool	472-2263	476-8477
Head Trainer/Physical Therapist George Sullivan	472-2276	466-3772
Asst. Trainer/Physical Therapist Jerry Weber	472-2276	489-4713
Asst. Trainer/Physical Therapist 'Duke' LaRue	472-2102	466-0153
Ath. Dept. Academics Counselor Ursula Walsh	472-2042	475-2734
Ath. Dept. Strength Coach Boyd Epley	472-3116	488-4892
Asst. Ath. Dept. Strength Coach Mike Arthur	472-3116	466-3180



BOB DEVANEY SPORTS CENTER ARENA LAYOUT (14,438)

Located on the State Fairgrounds, the structure, originally a \$12 million project, but increased to \$13 million by interest on bonds, houses facilities for basketball, indoor track, swimming, wrestling and gymnastics, as well as State Fair functions and a host of other activities.

The basketball arena is above and the athletic offices are located under the south stands along with basketball locker areas. Dressing areas for track, wrestling, swimming and gymnastics as well as a practice area for wrestling are situated under the west stands at the left end of the arena.

The Prospectus

Who'll Play for the Huskers? Rubic's Cube Might be Simpler

All during the offseason, second-year Nebraska head basketball coach Moe Iba was telling anyone who would listen that his biggest problem in 1981-82 was going to be how to blend a squad made up of seven returning veterans and seven recruits, four of whom were junior college transfers and had to be counted on to provide immediate help.

"That's the biggest problem we have," he said, referring to the makeup of the squad. "We're concerned with the unity of the team in terms of getting people to play well together. It'll be very interesting to see how we can come together as a team early—and IF we're able to."

After practice started Oct. 15 and as the season neared, Iba said he had to be impressed with the effort put forward by the team, and was even a little pleased with the way the players executed the offense. A not altogether unforeseen problem which developed, though, was, who was going to play with whom. Rubic's Cube might have been an easier puzzle to solve.

As late as a week before the Huskers' season opener at Wyoming, Nov. 27, Iba and his staff were still looking at nine players to fill five spots.

The area where the lineup was the most settled was the back-court, where only three players, senior lettermen Jack Moore and Ray Collins, and sophomore junior college transfer Handy Johnson, were battling for two positions.

Up front, things were a little more tangled. At center, a pair of 6-6 junior college transfers, Terry Smith and Lenard Johnson, were vying for the right to replace departed Big Eight most-valuable-player Andre Smith. At one forward, senior letterman Claude Renfro and junior letterman Greg Downing were waging a close fight, and at the other forward, it was senior letterman Jerry Shoecraft and junior letterman Kenny Walton who were competing for playing time.

The players with the biggest shoes to fill, obviously, are Terry Smith and Lenard Johnson. In Andre Smith (no relation to Terry), the Huskers lost their No. 2 all-time scorer (1,717 points), and the person who was the catalyst in two Big Eight runner-up finishes while earning back-to-back all-conference honors and player-of-

the-year plaudits from both major wire services in 1981. Both Terry Smith (who will wear Andre's old No. 40 jersey) and Johnson had fine juco years last year, Smith scoring 20.8 points and grabbing 11.0 rebounds per game at Moberly, Mo., Junior College, and Johnson getting 16.1 points and 10.1 rebounds per game at rival Jefferson, Mo., College. Johnson also had 84 blocked shots and 66 assists. Another juco transfer who could provide depth is 6-10 Victor Chacon (Southeastern Iowa).

Iba's forwards for 1981-82 are basically the same players who manned the spots on last year's 15-12 team. Walton, 6-5, is the No. 2 returning scorer at 8.3 points per game and is the top returning rebounder at 4.9 per game. His main competition, the 6-5 Shoecraft, was a starter most of his sophomore year in 1979-80, but lost his job to Walton early last year and finished with 3.1 points and 2.9 rebounds per game.

On the other side of center, the 6-2 Downing figures to be a factor, despite his lack of height. As a sophomore last year, he moved into the starting lineup the last six games when Collins (playing forward then) went down with a broken foot. Downing finished the year with 4.7 and 3.5 scoring and rebounding averages, and shot an excellent .870 from the free throw line—but must improve .397 field goal shooting. If the 6-6 Renfro can improve somewhat defensively, he could be a fine all-around player. Appearing in 21 games last year, he averaged 3.0 points and 1.9 rebound.

Two other people who have to be kept in mind up front are 6-6 freshmen John Matzke and Trent Scarlett. In early practices, Husker coaches were impressed with both players' ability to pick up the difficult Nebraska system.

The Huskers figure to be stronger in the backcourt than anywhere else, despite the loss of starter Mike Naderer. The playmaking Moore returns for his third year as a starter with only 139 points separating him from becoming Nebraska's 10th career 1,000-point scorer. The 5-9 hustler is also the best free throw shooter in Nebraska and Big Eight history. After a junior season that saw him finish second in the nation with a .922 percentage, he has a career mark of .887—the sixth-best in NCAA history and just .022 below the NCAA record.

Like Moore, the 6-3 Collins is a three-year letterman, and he seems not to be bothered by last year's injury which put a premature end to a season that saw him average 7.1 points and 2.4 rebounds per game. At the time he went down at Colorado, Feb. 11, the Huskers were in the process of winning their sixth-straight game and were hanging on to the Big Eight lead with a 7-2 mark.

After his injury, Nebraska lost three out of five, finished in a tie for second, and was eliminated from the conference's post-season tournament in the first round.

Despite the accomplishments of Moore and Collins, though, neither was a sure bet to start ahead of the talented Handy Johnson. Johnson, 6-1, averaged 19.0 points and 6.0 assists per game at Southeastern Iowa CC last year, while hitting 80 percent from the free throw line. Iba calls him one of the best long-range shooters the Huskers have ever brought in. Another guard who doesn't yet fit in with the first three, but could be a valuable player off the bench is 6-1 freshman Brett Hughes.

All-in-all, the Huskers have their share of pluses—talented guards, experienced forwards, and some promising recruits. But Iba, a two-time Big Eight coach-of-the-year, also faces some problems—lack of height, inexperience at center, and the task of melding his seven old players and seven new players into a single, efficient unit. There's nothing he can do this season about the first problem, and little he can do about the second. How well the third problem is solved during the 12-game non-conference schedule should be a good barometer about the Huskers' Big Eight prospects in January and February.



THE 1981-82 HUSKERETTES




For the fourth year, the Huskerettes will be entertaining Nebraska basketball fans at halftime. The 1981-82 Huskerettes are:

Kathy Barnhill	Junior	Omaha, Neb.
*Leslie Blore	Senior	Fresno, Calif.
*Jeni Burcham	Junior	Lincoln, Neb.
Julie Colerick	Freshman	Lincoln, Neb.
Sara Geis	Sophomore	Lincoln, Neb.
Koreen Haase	Sophomore	Lincoln, Neb.
Kim Kaufman	Freshman	Lincoln, Neb.
Cookie Koziol	Freshman	Omaha, Neb.
Joni Rundall	Freshman	Ralston, Neb.
Julie Russell	Freshman	Lincoln, Neb.
Laura Snyder	Freshman	Lincoln, Neb.
Becky Staab	Junior	Ralston, Neb.
Joann Sweeney	Sophomore	Nebraska City, Neb.
Suzi Thompson	Sophomore	North Platte, Neb.
Kathy Tonjes	Freshman	Bellevue, Neb.
Suzanne Wilder	Freshman	Plattsmouth, Neb.

HUSKERETTE APPEARANCE DATES

Monday	December 7	South Dakota State
Wednesday	January 13	Kansas
Saturday	January 16	Missouri
Wednesday	February 10	Oklahoma State
Monday	February 15	Oklahoma
Wednesday	February 24	Colorado



**NEBRASKA
BASKETBALL STAFF**



MOE IBA
Two-time Big Eight Coach-of-the-Year

MOE IBA Head Coach

Moe Iba enters his full first season as Nebraska's head basketball coach in 1981-82 after serving nearly all of the last two years as either assistant or acting head coach. His two years in "limbo" were anything but unproductive, however, as he guided the Huskers to two second-place ties in the Big Eight and twice earned United Press International's Big Eight Coach-of-the-Year honors—sharing it, and the Associated Press award, with his late predecessor, Joe Cipriano, in 1980.

Iba, in effect, took the Husker's reins prior to the 1979-80 season when it was learned that Cipriano had cancer, and that year guided a team which had been picked for sixth place in the Big Eight to an 18-13 overall finish (8-6 in the conference) and a National Invitation Tournament berth. Last year, he coached a small, underrated team to a break-even record (6-6) through a rugged non-conference schedule that included six eventual NCAA Tournament entries, then took the Huskers to a 9-5 Big Eight mark before a loss to Colorado in the first round of the league tournament ended a 15-12 season.

Before becoming acting head coach last fall, Iba spent 10 years as a Cipriano assistant. Prior to joining the Huskers in 1971-72, he was the head coach at Memphis State for four years, where he compiled a 37-65 record, and took the 1966-67 Tigers to the NIT.

The son of famed former Oklahoma State and U.S. Olympic Team Coach Henry P. Iba, Moe started at guard for his father at OSU for three years and developed a reputation as the best long-range shooter in the Big Eight. After his graduation in 1962, he spent four years as an assistant to Don Haskins at Texas Western (now Texas-El Paso) where his freshman teams went 64-9, and the players he helped develop won the NCAA title in 1966.

Moe is married to the former Cindy Jones and they have three sons, Brett and Greg, who attend Nebraska, and Blake.

MOE IBA'S MAJOR COLLEGE RECORD

Year	School	Won	Lost
1966-67	Memphis State	17	9*
1967-68	Memphis State	8	17
1968-69	Memphis State	6	19
1969-70	Memphis State	6	20
1980-81	Nebraska	15	12
CAREER TOTALS		52	77

*NIT

**MOE IBA'S HEAD COACHING RECORD
AGAINST ALL OPPONENTS (Listed Alphabetically)
(Memphis State 1966-70; Nebraska 1980-81)**

	W	L	Pct.	Pts.	Opp.
Abilene Christian	1	0	1.000	65	62
Arizona State	1	0	1.000	67	62
Arlington	1	0	1.000	81	49
Arkansas	1	1	.500	95	100
Ball State	0	1	.000	62	67
Bradley	0	6	.000	384	493
Brown	1	0	1.000	70	52
Cincinnati	0	6	.000	363	433
Colorado	1	2	.333	182	188
Colorado State	1	0	1.000	54	48
Creighton	1	1	.500	135	132
Dartmouth	0	1	.000	74	77
Davidson	0	1	.000	41	55
Dayton	0	1	.000	56	81
Drake	0	6	.000	417	477
Florida State	1	1	.500	97	97
Furman	1	0	1.000	79	69
Idaho	0	1	.000	53	64
Iowa State	2	0	1.000	142	117
Jacksonville	2	0	1.000	125	97
Kansas	1	1	.500	106	129
Kansas State	1	1	.500	108	115
Lamar Tech	0	1	.000	68	82
Louisville	0	6	.000	275	441
Loyola (N.O.)	5	1	.833	498	415
Loyola Marymount	1	0	1.000	67	66
Maryland	1	0	1.000	55	53
Miami (Fla.)	1	1	.500	130	132
Michigan State	1	0	1.000	73	57
Mississippi State	2	1	.677	210	198
Missouri	1	1	.500	111	108
Montana	1	0	1.000	69	46
North Texas State	2	5	.286	479	538
Northwest Missouri State	1	0	1.000	79	59
Oklahoma	2	0	1.000	161	122
Oklahoma City	0	1	.000	58	72
Oklahoma State	1	1	.500	132	135
Penn State	1	0	1.000	75	50
Providence	0	1	.000	68	77
Rice	2	0	1.000	127	110
Sam Houston	1	0	1.000	72	70
Sonoma State	1	0	1.000	84	49
Southern Mississippi	1	0	1.000	65	52

St. Louis	0	7	.000	434	503
Tennessee	0	1	.000	51	72
Texas A&M.....	1	0	1.000	63	54
Texas Christian	2	0	1.000	121	115
Texas Wesleyan.....	1	0	1.000	57	52
The Citadel.....	0	1	.000	73	76
Tulsa	0	8	.000	474	548
Union.....	2	2	.500	224	212
Utah	0	1	.000	55	57
Villanova.....	1	1	.500	96	106
Western Kentucky.....	0	1	.000	44	52
Wichita State	2	4	.333	422	434
Wyoming.....	0	1	.000	59	62
Xavier.....	0	1	.000	78	88
Yale	1	0	1.000	57	43
Totals.....	52	77	.403	8,120	8,470





TOM BAACK
Assistant Coach

Tom Baack, former Nebraska basketball standout under Joe Cipriano from 1965-68, begins his fifth year on the Huskers' staff and his fourth year as an assistant coach.

A three-year, 6-5 starting forward at Nebraska, Baack was the Huskers' all time leading scorer with 1,293 points, until Jerry Fort (1972-76) broke that mark with 1,882 points. He now ranks fourth behind Fort, Andre Smith and Carl McPipe.

Born in North Platte, Neb., Baack worked for the National Bank of Commerce in Lincoln for four years following his graduation from the University in 1968. He then was a graduate assistant (1972-74) at Brigham Young University, under Glenn Potter, who was an assistant coach under Cipriano from 1963-70. From 1974-77, Baack was assistant basketball and head track coach at Green Mountain High School in Lakewood, Colo.

Baack is married to the former Paula Morris. They have a son, Paul.




CHARLIE SPOONHOUR
Assistant Coach

A new addition to head coach Moe Iba's staff is Charlie Spoonhour, who joined the Huskers last spring after six highly successful seasons at Southeastern Community College in West Burlington, Iowa. At SECC, three of Spoonhour's teams went to the NJCAA Tournament—1976 (29-5 and a fifth-place finish), 1979 (31 wins, eighth place), and 1981 (26-8, 12th place)—and he three times was named regional coach-of-the-year.

A 1961 graduate of the College of the Ozarks, Spoonhour is no stranger to the Big Eight, having assisted Joe Ramsey at Oklahoma in 1974-75 before going on to SECC.

Spoonhour started his coaching career with seven years at Missouri high schools before going to Southwest Missouri State as an assistant from 1968-72, where he helped produce one team which finished second in the NCAA's Division II. From 1972-74, he was head coach at Moberly, Mo., Junior College, where his 1973-74 squad finished third in the NJCAA tourney and he was named regional coach-of-the year.



RANDY CIPRIANO
Assistant Coach

The newest member of the Nebraska coaching staff carries one of the best-known names in Husker basketball history. Randy Cipriano, son of the late Joe Cipriano, who coached the Huskers for 17 years before his death in November 1980, joined Coach Moe Iba's staff as a part-time assistant last summer after one year as head coach at Ogallala, Neb., High School.

The young Cipriano was a standout guard for Coach Wally McNaught at Lincoln Southeast High School before going on to an excellent career under Coach Jerry Hueser at Kearney State College.

In four years as KSC, the last three as a starter, Cipriano scored 1,039 points and set Antelope season and career assist marks of 150 and 329. As a senior in 1978-79, he was team captain, second-team All-NAIA District 11, first-team Omaha World-Herald and Lincoln Journal-Star all-state college, and first-team All-Central States Conference. The crowning achievement of his career, though, was probably in the 1978 NAIA Tournament when he led the Antelopes to the finals and won the Hustle Award, as well as all-tourney honors.

He is married to the former Zana Tara of Grand Island.

MIKE NADERER
Graduate Assistant



After an outstanding four-year career as a guard for the Huskers, Mike Naderer will remain with Coach Moe Iba as a graduate assistant in 1981-82.

In his four years at Nebraska, Naderer played in 113 of a possible 115 games (starting 87), and ended up with 797 career points for a 7.1 per-game average. A consistent outside shooter, he hit 273 of 576 career field goal attempts for a .474 percentage, and was an outstanding free throw shooter with an .820 career mark. A good ball-handler, he also passed out 214 career assists.

Naderer came to Nebraska from Arcadia High School in Scottsdale Ariz., where he was all-city (Phoenix) three times, all-state twice, and as a senior was named Arizona player-of-the-year.

PAUL FOX
Volunteer Assistant



Paul Fox is in his second year as a volunteer assistant for the Huskers.

In 1979-80, he was the football and basketball coach at Sharpstown Junior High School in Houston, Texas.

From 1976-78, he played basketball at Nebraska Wesleyan and from 1974-76, he played at Mid-Plains Community College in North Platte, Neb. In 1979, while at Wesleyan, he was the head freshman and assistant varsity basketball coach. Fox graduated from Wesleyan in 1979.

He is a 1974 graduate of Beatrice, Neb., High School, where he earned honorable-mention all-state basketball honors. He played in the 1974 Nebraska Coaches All-Star Basketball Game.



Nancy Williams

NANCY WILLIAMS BEGINS SIXTH YEAR AS BASKETBALL SECRETARY

Nancy Williams begins her seventh year as the Nebraska basketball secretary.

Her main correspondence duties include the Huskers' team travel, recruiting, and scouting reports.

Before coming to Lincoln, Nancy worked for a law firm in Topeka.

Nancy's from Marysville, Kan.

FRICKE, PARKS ASSIST BASKETBALL PROGRAM



FRICKE

Two new contributors to the Husker varsity basketball program are student managers Kevin Fricke and Jeff Parks. Fricke is a junior from Hastings, Neb., who is majoring in physical education, while Parks is a sophomore from Pawnee City, Neb., who majors in marketing.



PARKS

MEL WORSTER IS HUSKER EQUIPMENT DIRECTOR

Entering his sixth year as Nebraska basketball's equipment director is Mel Worster.

Worster, in his 26th year with the University, is also the equipment director for 14 other sports at the Bob Devaney Sports Center.



WORSTER



URSULA WALSH

ATHLETIC DEPARTMENT
ACADEMIC COUNSELOR

Year at Nebraska—10th. Dr. Walsh received a special merit award from the Nebraska Football Hall of Fame in 1980.

Previous Teaching Experience—College—nine years, University of Nebraska Department of Educational Psychology; High School—Omaha Cathedral, Minneapolis, Minn., Mobile, Ala.; Elementary School—Wausau, Wis., Chicago, Ill.

Education—B.A. Rosary College, River Forest, Ill., 1958; M.A. College of St. Thomas, St. Paul, Minn., 1964; M.Ed. University of Minnesota, Minneapolis, Minn., 1969; Ph.D. University of Nebraska, 1975.

Office Phone: 402-472-2042 (Home: 475-2734).





BOYD EPLEY
ATHLETIC DEPARTMENT
STRENGTH COACH

Year at Nebraska—12th.

Coaching Experience—College: Two years at Nebraska as graduate assistant. Has developed year-round strength programs for all men and women's sports. Coordinates the co-ed physical education weight training classes. President of the National Strength Coaches Association. Epley was voted National Strength Coach of the Year in 1980. Boyd is assisted by Mike Arthur.

Athletic Career—High School: Football and Track at Alhambra H.S., Phoenix, Arizona. Junior College: Pole Vaulter and Captain for Phoenix College. College: Nebraska record holder as a junior. Back injury as a senior turned him to strength training which led to three years of A.A.U. olympic lifting, powerlifting and physique competition.


Education—High School: Alhambra High School, Arizona; Junior College: A.A. from Phoenix College, Arizona, 1968; College: B.S. from the University of Nebraska, 1970; M.A. from the University of Nebraska, 1972.

Family—Boyd is married to the former Jane Lillyhorn of Holdrege.

Office Phone: 402-472-3116 (Home: 488-4892).

Mike Arthur
Assistant Strength Coach





1981-82
NEBRASKA PLAYERS

1981-82 AT A GLANCE

COACHING STAFF

Head Coach Moe Iba (Oklahoma State, '62)—Iba will be starting his 12th year at Nebraska and his first full season as head coach. The son of famed former Oklahoma State basketball coach Henry P. Iba, Moe was the head coach at Memphis State from 1966-70.

Assistant Coach Tom Baack (Nebraska, '68)—In his fifth year on the NU coaching staff, his fourth as assistant coach. Baack was a standout 6-5 forward for the Huskers in 1965-68. A three-year starter, Baack is Nebraska's fourth leading all time scorer, with 1,293 points.

Assistant Coach Charlie Spoonhour (College of the Ozarks, '61)—Begins his first year at Nebraska after six seasons at Southeastern, Iowa, Community College, where three of his teams went to the NJCAA tournament. Spoonhour had previously been an assistant coach at SW Missouri State (1968-72), head coach at Moberly, Mo., JC (1972-74), and assistant coach at Oklahoma (1974-75).

Part-time Assistant Coach Randy Cipriano (Kearney State, '80)—Begins his first year at Nebraska after one season as head coach at Ogallala, Neb., High School. Son of the late Husker head coach, Joe Cipriano, Randy was a standout guard at Kearney State College, where he led the Antelopes to the NAIA finals in 1978 and earned All-NAIA Tournament honors.

1981-82 NEBRASKA BASKETBALL TEAM—15

RETURNING LETTERMEN—9

Name	Letters	Pos.	Ht.	Wt.	Class	Hometown	Scoring	
							Avg.	Reb. Avg.
Jack Moore	3	G	5-9	165	Sr.	Muncie, Ind.	12.6	2.0
Kenny Walton	1	F	6-5	200	Jr.	Indianapolis, Ind.	8.3	4.9
Ray Collins	3	F-G	6-3	185	Sr.	Chicago, Ill.	7.1	2.4
Greg Downing	2	G-F	6-2	175	Jr.	Duluth, Minn.	4.7	3.5
Claude Renfro	1	F	6-6	185	Sr.	Winslow, Ariz.	3.1	1.9
Jerry Shoecraft	3	F	6-5	204	Sr.	Muncie, Ind.	3.1	2.9
Eric Williams*	2	G	6-2	170	Jr.	South Bend, Ind.	2.3	0.9
Drew Stange	1	G	6-2	170	Jr.	Lincoln, Neb.	1.5	0.4

*1981-82 red-shirt.

LETTERMEN LOST—3

Andre Smith	4	C	6-7	215	Chicago, Ill.	18.3	6.6
Mike Naderer	4	G	6-0	160	Scottsdale, Ariz.	6.1	0.8
Lance Berwald	2	C	6-10	210	Minneapolis, Minn.	2.1	2.1

1981-82 RECRUITS—7

Victor Chacon (Transfer from Southeastern. Iowa. CC)	C	6-10	215	Jr.	Santa Domingo, Dominican Republic
Brett Hughes	G	6-1	170	Fr.	Waterloo, Ind.
Handy Johnson (Transfer from Southeastern. Iowa. CC)	G	6-1	175	So.	Chicago, Ill.
Lenard Johnson (Transfer from Jefferson, Mo., JC)	F	6-6	205	Jr.	Kirkwood, Mo.
John Matzke	F	6-6	187	Fr.	Lincoln, Neb.
Trent Scarlett	F	6-6	205	Fr.	Las Vegas, Nev.
Terry Smith (Transfer from Moberly, Mo., JC)	F	6-6	215	Jr.	Moberly, Mo.



1981-82 UNIVERSITY OF NEBRASKA NUMERICAL ROSTER

No.	Name	Pos.	Ht.	Wt.	Birthdate	Class	Hometown/High School
10	Brett Hughes	G	6-1	170	12/24/62	Fr.	Waterloo, Ind./DeKalb
12	***Ray Collins	F-G	6-3	185	3/27/60	Sr.	Chicago, Ill./Mendel
13	***Jerry Shoecraft	F	6-5	204	10/31/59	Sr.	Muncie, Ind./Central
14	***Jack Moore	G	5-9	165	12/26/59	Sr.	Muncie, Ind./Central
22	**Greg Downing	G-F	6-2	175	9/27/60	Jr.	Duluth, Minn./Central
24	**Eric Williamst	G	6-2	170	7/5/60	Jr.	South Bend, Ind./Washington
30	*Kenny Walton	F	6-5	200	9/12/60	Jr.	Indianapolis, Ind./Cathedral
32	*Claude Renfro	F	6-6	185	12/22/60	Sr.	Winslow, Ariz./WHS
34	Lenard Johnson (2)	F-C	6-6	205	2/5/61	Jr.	Kirkwood, Mo./KHS
40	Terry Smith (3)	F-C	6-6	215	6/22/61	Jr.	Moberly, Mo./MHS
42	Drew Stange	G	6-2	170	3/29/61	Jr.	Lincoln, Neb./Southeast
44	Trent Scarlett	F	6-6	205	8/1/63	Fr.	Las Vegas, Nev./Bonanza
50	John Matzke	F	6-6	187	2/16/63	Fr.	Lincoln, Neb./LHS
52	Victor Chacon (1)	C	6-10	216	5/15/57	Jr.	Santo Domingo, Dominican Republic

*Letters earned. †1981-82 red-shirt.

Head Coach: Moe Iba

Assistant Coach: Tom Baack

Assistant Coach: Charlie Spoonhour

Assistant Coach: Randy Cipriano

(1)—Transfer from Southeastern, Iowa, CC.

(2)—Transfer from Jefferson, Mo., College.

(3)—Transfer from Moberly, Mo., JC.

1981-82 UNIVERSITY OF NEBRASKA ALPHABETICAL ROSTER

No.	Name	Pos.	Ht.	Wt.	Birthdate	Class	Hometown/High School
52	Chacon, Victor (1)	C	6-10	216	5/15/57	Jr.	Santo Domingo, Dominican Republic
12	***Collins, Ray	F-G	6-3	185	3/27/60	Sr.	Chicago, Ill./Mendel
22	**Downing, Greg	G-F	6-2	175	9/27/60	Jr.	Duluth, Minn./Central
10	Hughes, Brett	G	6-1	170	12/24/62	Fr.	Waterloo, Ind./DeKalb
20	Johnson, Handy (1)	G	6-1	175	6/9/62	Soph.	Chicago, Ill./Orr
34	Johnson, Lenard (2)	F-C	6-6	205	2/5/61	Jr.	Kirkwood, Mo./KHS
50	Matzke, John	F	6-6	187	2/16/63	Fr.	Lincoln, Neb./LHS
14	***Moore, Jack	G	5-9	165	12/26/59	Sr.	Muncie, Ind./Central
32	*Renfro, Claude	F	6-6	185	12/22/60	Sr.	Winslow, Ariz./WHS
44	Scarlett, Trent	F	6-6	205	8/1/63	Fr.	Las Vegas, Nev./Bonanza
13	***Shoecraft, Jerry	F	6-5	204	10/31/59	Sr.	Muncie, Ind./Central
40	Smith, Terry (3)	F-C	6-6	215	6/22/61	Jr.	Moberly, Mo./MHS
42	*Stange, Drew	G	6-2	170	3/29/61	Jr.	Lincoln, Neb./Southeast
30	*Walton, Kenny	F	6-5	200	9/12/60	Jr.	Indianapolis, Ind./Cathedral
24	**Williams, Eric†	G	6-2	170	7/5/60	Jr.	South Bend, Ind./Washington

*Letters earned. †1981-82 red-shirt.

Head Coach: Moe Iba

Assistant Coach: Tom Baack

Assistant Coach: Charlie Spoonhour

Assistant Coach: Randy Cipriano

(1)—Transfer from Southeastern, Iowa, CC.

(2)—Transfer from Jefferson, Mo., College.

(3)—Transfer from Moberly, Mo., JC

Nebraska Coaches Won-Lost Record

Coach	Years	At NU	Won	Lost	Pct.
T. P. Hewitt	(1899-1900)	1	5	0	1.000
Sam Waugh	(1915-16)	1	13	1	.929
Paul Schissler	(1919-21)	2	33	5	.868
E. O. Stiehm	(1911-15)	4	56	14	.800
W. G. Kline	(1923-25)	2	22	13	.629
Fred Morrell	(1901-02)	1	5	3	.625
R. G. Clapp	(1903-09)	6	57	37	.606
W. Hiltner	(1902-03)	1	7	5	.583
Dr. E. J. Stewart	(1916-19)	3	29	22	.569
Joe Cipriano	(1963-80)	17	254	196	.564
Moe Iba	(1980-81)	1	15	12	.556
O. F. Field	(1910-11)	1	10	8	.556
E. Berry	(1900-01)	1	3	3	.500
Frank Lehmer	(1897-99)	2	3	3	.500
Charles T. Black	(1926-32)	6	51	57	.472
Harry C. Good	(1946-54)	8	86	99	.465
Ernest Bearg	(1925-26)	1	8	10	.444
W. H. Browne	(1932-40)	8	64	87	.424
Jerry Bush	(1954-63)	9	82	131	.385
Owen A. Frank	(1921-23)	2	13	21	.382
T. J. Hewiat	(1909-10)	1	6	10	.375
L. F. Klein	(1945-46)	1	7	13	.350
A. J. Lewandowski	(1940-45)	5	24	63	.276





1981-82 University of Nebraska Basketball Team

Front row (left-to-right): Handy Johnson, Eric Williams, Assistant Coach Mike Naderer, Assistant Coach Charlie Spoonhour, Head Coach Moe Iba, Assistant Coach Tom Baack, Assistant Coach Randy Cipriano, Jack Moore, Brett Hughes.

Back row (left-to-right): Drew Stange, Kenny Walton, Claude Renfro, Trent Scarlett, Lenard Johnson, Victor Chacon, John Matzke, Jerry Shoecraft, Terry Smith, Ray Collins, Greg Downing.



22

GREG DOWNING **Guard-Forward**



Junior . . . 9/27/60 . . . 6-2 . . . 175 . . . Duluth, Minn. . . . 2L

At Nebraska

1981-82—Once again figures to play both guard and small forward for the Huskers.

1980-81—Played in all 27 Husker games, starting two in the non-conference season, then starting the final six when Ray Collins broke his foot at Colorado. Averaged 4.7 points and 3.5 rebounds for the season while hitting .870 from the free throw line (20 of 23), but was just .397 from the field (54 of 136). Equalled his career best of 10 points in NU's 79-59 win over Northwest Missouri State, Dec. 20. Has played in all 58 games since coming to Nebraska.

1979-80—Greg averaged 3.1 points and 2.3 rebounds in an alternate role. He did start two of 31 games and played 471 minutes. His bests were 10 points against California-Bakersfield on Dec. 13 and against Oklahoma on Jan. 30, both in Lincoln. In Big Eight action, Greg averaged 3.6 points and 3.1 rebounds.

At Central High School

1976-79—For his efforts at Central he was named Co-Mr. Basketball for the state of Minnesota following the 1979 season. The Hertz Corporation also named him the No. 1 Athlete in the state of Minnesota. As a senior, he averaged 24 points and 10 rebounds a game, while leading Central to the Minnesota State Class AA large school championship. He scored a school record 1,336 points in a career. During his three years at Central under coach Jim Hastings the school was 64-6.

Personal

Nicknames: Duke of Dunk, Son of Slam. Parents: Ed and Wynet Downing, who now live in Dayton, Ohio. One brother and four sisters. Born Sept. 27, 1960. Business Administration major. Related to former Nebraska football I-Back I. M. Hipp.

Continued P. 62



12

RAY COLLINS

Guard-Forward



Senior . . . 3/27/60 . . . 6-3 . . . 185 . . . Chicago, Ill. . . 3L

At Nebraska

1981-82—Has played both guard and forward during his career, and figures to do so again as a senior.

1980-81—Started the Huskers' first 21 games before breaking a bone in his foot in Nebraska's 57-56 win at Colorado, Feb. 11. Before the injury, he had averaged 7.1 points and 2.3 rebounds per game, while hitting .429 from the field and .708 from the line. He had game highs of 15 points in NU's 69-46 win over Montana, Dec. 23, and six rebounds in a 62-54 win over Oklahoma State, Feb. 7, that drew a Sports Center record crowd of 15,038. Scored in double figures five times, three of those against NCAA Tournament teams—13 vs. Wyoming and Idaho, 12 vs. Utah. Huskers were 7-2 and leading Big Eight, and had won six in a row when he was injured.

1979-80—Ray averaged 5.3 points (sixth best on the team) and 1.7 rebounds. He started 15 of 30 games (most at forward) and played 625 minutes. He was hampered for much of the season with an injured foot. He scored a career-high 16 points against Missouri, Jan. 12, in Lincoln and had four rebounds on six occasions. In 14 Big Eight games, he averaged 4.1 points and 1.2 rebounds.

1978-79—As a freshman reserve, Collins played in 16 games overall and averaged 1.4 points a game, while also participating in seven league games, and getting 1.1 points a game. His bests for the season were against Cal State-Sacramento, Dec. 13, in Lincoln (NU 91-CS 56), when he got eight points and three rebounds.

At Mendel Catholic High School

1974-78—As a prepster under Coach Mike Flaherty, Collins led the Chicago Catholic League in scoring his senior season with a 22 point average, while also garnering 10 rebounds a game. As a senior, he earned first-team all area and all-state. Led

Continued P. 62

JACK MOORE

1980-81 HONORS

First-Team Academic All-Big Eight

First-Team Academic All-District 5

Second-Team Academic All-American

UPI Second-Team All-Big Eight

AP Honorable-Mention All-Big Eight



14

JACK MOORE GUARD



Senior . . . 12/26/59 . . . 5-9 . . . 165 . . . Muncie, Ind . . . 3L

At Nebraska

1981-82—Moore returns for his senior year (his third as a starter), as the sixth-best free-thrower in NCAA history and with an eye on breaking the school and Big Eight career free throw percentage records, and becoming the Huskers' 10th career 1,000-point scorer. In his first three years, he made 323 of 364 free throw attempts for an .887 percentage, well ahead of the NU and conference record of .836 set by Tom Baack (now a Husker assistant coach) from 1965-68. He also enters his final year with 861 career points, which rank him 13th on Nebraska's all-time scoring chart.

1980-81—He averaged 12.6 points per game (second on the team behind the departed Andre Smith), while hitting .502 from the field and setting a school record by connecting on 118 of 128 free throws for a .922 percentage. That ranked him second in the nation in free-throw percentage behind Portland State's Dave Hildahl (.927) and broke the Huskers' single-season record of .870 which he had set the previous season. He also led the team in assists for the second-straight year with 108 (4.0 per game), made 36 steals, committed only 1.8 turnovers per game while doing the bulk of the ball handling—and even blocked four shots. Jack was perfect from the free throw line in 14 of Nebraska's 27 games last year, including 14-of-14 vs. Wyoming, 8-of-8 vs. Colorado, and 6-of-6 vs. Creighton, Loyola-Marymount, Colorado State and Missouri. He led the Huskers in scoring on six occasions, and each time, Nebraska either won or lost to an NCAA Tournament team—18 vs. Wyoming, 18 vs. Creighton, 21 vs. Penn State, 16 vs. Utah, 25 vs. Oklahoma (one short of his career high vs. Alabama-Birmingham in 1979-80), and 16 vs. Missouri. He scored in double figures 17 times, including a 20-point performance in a 66-53 homecourt win over Big Eight champ Missouri.

1979-80—Jack was the Huskers' No. 2 scorer (14.8) and was credited with a total of 145 assists and 42 steals. He started 30 of 31 games and played 1,143 minutes, tops

on the team. His bests were a career-high 26 points against Alabama-Birmingham on Dec. 22 in Lincoln and six rebounds against Kansas State in Lincoln on Feb. 20. In the NCAA, he was the country's 16th best free throw shooter (184-211, .872). In the Big Eight, he averaged 14.1 points and was credited with 53 assists and 16 steals. Overall, in the league, he was the No. 8 scorer (14.8), No. 1 free throw shooter (.872) and No. 4 in assists (4.7) and steals (1.4). In the Big Eight for 14 conference games, he was the No. 10 scorer (14.1), No. 9 free throw shooter (.826), No. 6 in assists (3.8) and No. 7 in steals (1.1). Scored over 20 points on six occasions—26, Alabama-Birmingham; 22, Wisconsin; 21, South Dakota State, Oklahoma and Kansas State; and 20, Louisville. For his efforts he was an AP honorable mention All American, Basketball Weekly honorable mention All-Midwest, UPI second team All Big Eight and AP honorable mention All-Big Eight. Also in the league, he was a first team Academic performer (3.14—accounting), a first-team All-Big Eight Postseason Tourney performer (21 points, one rebound, two assists, one blocked shot and one steal in 40 minutes against Kansas State) and the Big Eight player-of-the-week for his 18 points and four assists against Oklahoma on Jan. 30, and 16 points against Missouri on Feb. 2.

1978-79—Used as a reserve, Jack played in 20 games overall and averaged 3.2 points and one assist. He also appeared in eight league games and averaged 0.4 points. His highs were 14 points against Arkansas Tech on Nov. 25 in Lincoln (NU 70-AT 59) and getting three rebounds on three different occasions.

At Muncie Central High School

1974-78—During his senior season at Muncie Central, Moore was 'Mr. Everything' as he and teammate Jerry Shoecraft led Central to the Indiana State Championship. During his senior campaign, Moore averaged 22 points, five assists and three steals a game. He was named the state tournament's Most Valuable Player and was tied for sixth on Indiana's All Tournament scoring chart with Oscar Robertson. Also awarded prestigious Trester Award following state tourney play. In his last year, he earned first team All Conference, All Sectional, All Regional and All State honors, and was also named by the Hertz Corporation as Indiana's No. 1 Athlete of the Year. After high school, he played on Indiana's All Star prep team that beat Kentucky's twice, as Moore scored 24 and 18 points, respectively. As a junior, he averaged 24 points and four assists a game and again earned first team All Conference, All Sectional, All Regional and All State honors. In his sophomore year, he got 14 points and three assists a contest, and as a starting freshman, he averaged 10 points a game. Prepped under Bill Harrell, a former NU assistant coach with Joe Cipriano. Also a fine prep baseball player.

Personal

Parents: Jerry and Vivian Moore. Two sisters. Born in New Castle, Ind. Accounting major in business. Works in a sporting goods store over the summer.

CAREER TOTALS

	G-GS	FG-FGA	Pct.	FT-FTA	Pct.	Reb.	Avg.	A	PF-D	TP	Avg.	High Game
1978-79	20-0	21-61	.344	21-25	.840	19	0.9	20	22-0	63	3.2	14, AT, h
1979-80	31-30	137-291	.470	184-211	.870	53	1.7	145	59-0	458	14.8	26, UAB, h
1980-81	27-27	111-221	.502	118-128	.922	54	2.0	108	48-1	340	12.6	25, OU, a
Totals	78-57	269-573	.469	323-364	.887	126	1.6	273	129-1	861	11.0	26, UAB, h

OTHER STATS

	TO	BK	S	MN
1978-79	21	0	15	228
1979-80	77	5	42	1,143
1980-81	49	4	36	984
Totals	147	9	93	2,355

NCAA CAREER FREE THROW PERCENTAGE LEADERS

(Minimum 250 FTs scored)

Player, Team	Seasons	G	FT	FTA	Pct.
Greg Starrick, Kentucky-Southern Ill.	69, 70-72	72	341	375	90.0
Bob Lloyd, Rutgers	1965-67	77	543	605	89.8
Tommy Boyer, Arkansas	1961-63	70	315	353	89.2
Rick Park, Tulsa	1964-65	50	266	299	89.0
Steve Kaplan, Rutgers	1970-72	70	278	313	88.8
Jack Moore, Nebraska	1978-81	78	323	364	88.7
Don Smith, Dayton	1972-74	81	281	317	88.6
Ron Perry, Holy Cross	1976-80	109	680	768	88.5
Kyle Macy, Purdue-Kentucky	75, 77-80	125	416	471	88.3
Jimmy England, Tennessee	1969-71	81	319	362	88.1





32

CLAUDE RENFRO **FORWARD**



Junior. . . 12/22/60 . . . 6-6 . . . 185 . . . Winslow, Ariz. . . 1L

At Nebraska

1981-82—Renfro enters his second year as a Husker and should provide valuable depth—and could challenge for a starting berth.

1980-81—Played in 21 of Nebraska's 27 games, and started in the Huskers' 84-49 win over Sonoma State. Transfer from Pima Junior College averaged 3.0 points and 1.9 rebounds while hitting .463 from the field and .609 from the free throw line. He had season highs of 11 points in the Huskers' 81-70 loss at Oklahoma State, and seven rebounds in NU's 90-63 homecourt win over Oklahoma in the regular-season finale. In that start vs. Somona State, he had four points and four rebounds.

At Pima Community College

1979-80—Under coach Norm Patton, as a freshman starter, Claude averaged 15.0 points and 8.0 rebounds, while leading Pima to the Arizona Community College Athletic Association crown with a 21-8 record. He was Pima's freshman-of-the-year.

At Winslow High School

1976-79—As a senior under coach Jack Renkens, Renfro averaged 28.0 points and 18.0 rebounds. He led Winslow to the Arizona AA state title and earned Converse and McDonald's honorable-mention All-American. He was also the AA player-of-the-year and a first team all-state and all-conference selection. As a junior, he averaged 18.0 points and 14.0 rebounds, while again earning first team all-state and all-conference honors. As a soph, he got 6.0 points and rebounds a game.

Personal

Parents: Claude and Alberta Renfro. One sister. Born in Winslow. Recreation worker during the summer.

Continued P. 62



13

JERRY SHOECRAFT **FORWARD**



Senior . . . 10/31/59 . . . 6-5 . . . 204 . . . Muncie, Ind. . . . 3L

At Nebraska

1981-82—A three-year letterman, "Shoe" enters his senior year hoping to regain the starting berth which he lost after three games last year. He started 24 of 30 games as a sophomore, but only four in 1980-81. As a starter or key reserve, he still figures highly in Husker plans.

1980-81—Shoecraft averaged 3.1 points and 2.9 rebounds per game while shooting .450 from the field and a meager .472 from the free throw line. He led Nebraska in rebounding twice, grabbing 12 in a 64-53 loss to Idaho, and seven in a 69-46 win over Montana. His season high was nine in the Huskers' 75-50 romp over Penn State.

1979-80—Jerry averaged 5.9 points (fifth best on the team) and 2.5 rebounds. He started 24 of 30 games and played 713 minutes. His bests were 17 points against South Dakota State on Nov. 30 in Lincoln and seven rebounds twice. In the Big Eight, he averaged 3.9 points and 1.6 rebounds.

1978-79—As a freshman reserve, he played in 22 games and started one, against Cal State-Sacramento. Overall, he averaged 2.2 points and 1.1 rebounds a game, and in 10 Big 8 contests, he got 1.3 points and 0.5 rebounds. His highs were 12 points, twice and eight rebounds against Cal State-Sacramento on Dec. 13 in Lincoln (NU 91-CS 56).

At Muncie Central High School

1974-78—Teamed with Jack Moore his senior season to lead Muncie Central to the 1978 Indiana State Championship. As a senior, he averaged 17.0 points and 10 rebounds a game, while earning first-team all-conference, all-regional, all-sectional and honorable mention all-state. As a junior, with 17 points and 10 rebounds a game, he got first-team all-sectional and all-regional honors, along with honorable-mention all-conference. In his sophomore season, he averaged 18 points

Continued P. 63



42

DREW STANGE GUARD



Junior . . . 3/29/61 . . . 6-2 . . . 170 . . . Lincoln, Neb.. . . 1L

At Nebraska

1981-82—Stange enters his second season with the varsity, and could figure in providing Coach Moe Iba with backcourt depth.

1980-81—Former walkon lettered while playing in eight games. He enjoyed a nearly perfect season, shooting-wise, hitting four-of-five shots from the floor and all four of his free throw attempts. Also collected four assists and a blocked shot.

1979-80—Started for the NU junior varsity and averaged 4.1 points and 3.3 rebounds a game. His best was 10 points against the Nebraska Wesleyan JVs on Jan. 12.

At Lincoln Southeast High School

1976-79—Stange started at forward and guard for Coach Wally McNaught his junior and senior years. As a senior he averaged 10.4 points, 7.8 rebounds and 7.9 assists a game. In both 1978 and '79, Stange helped lead Southeast to district championships and to consecutive state Class A runnerup spots. A co-captain his senior season. Stange in 1979 was also a KFOR Sportscaster Award winner. Also a prep golfer at Southeast. Stange was a National Honor Society member, finishing in the top 10 percent of his class.

Personal

Parents: James and Suanne. Two brothers. Accounting major in Business. Last name Stange rhymes with sang.



30

KENNY WALTON FORWARD



Junior . . . 9/12/60 . . . 6-5 . . . 200 . . . Indianapolis, Ind. . . 1L

At Nebraska

1981-82—In his second year as a Husker, Walton is a strong candidate to be a regular again, despite a wide-open chase for starting spots.

1980-81—Kenny became eligible after transferring from Bellarmine College in Louisville, Ky., moved into the starting lineup during the nonconference season and became the Huskers' No. 3 scorer with an 8.3 average. He started 22 of Nebraska's 27 contests, hit .511 from the field and .746 from the free throw line, while emerging as the Huskers' second-leading rebounder (4.8 per game) behind Big Eight MVP Andre Smith (6.6). His top scoring and rebounding game was a 20-point, 12-rebound effort in his first start as a Husker, a 75-50 romp over Penn State—a game that gave the NIT-bound Nittany Lions their first loss in four contests, and the Huskers their first win in four games. Scored in double figures four times, sharing the team high with Mike Naderer vs. Sonoma State (12) and leading the team vs. Colorado (16). Led or shared the Husker rebounding lead in seven games.

1979-80—Sat out the season while gaining eligibility.


At Bellarmine College

1978-79—As a freshman starter, Kenny averaged 12.0 points and 9.0 rebounds.

At Cathedral High School

1975-78—Walton was a three-year starter for Ron Stewart, former NU part-time assistant now at SMU. As a senior, Walton averaged 24.0 points (No. 2 in the city) and 12.0 rebounds, while earning first team all-state honors and honorable-mention McDonald's All-American. As a junior, he was first team all-city, with a 21.0 scoring and a 10.0 rebounding mark. As a soph, he averaged 18.0 points and 8.0 rebounds.

Continued P. 63



24

ERIC WILLIAMS **GUARD**



Junior . . . 7/5/60 . . . 6-2 . . . 170 . . . South Bend, Ind. . . . 2L

At Nebraska

1981-82—Williams plans to red-shirt this season.

1980-81—Played in 20 games, averaging 2.3 points and 0.9 rebounds per appearance, while shooting .377 from the field and .625 from the line. Eric recorded career highs of 13 points and four rebounds in the Huskers' 81-61 win over Iowa State, Feb. 18.

1979-80—Eric averaged 2.0 points in 16 games and 155 minutes played. His bests were six points against California-Bakersfield on Dec. 13 in Lincoln and three rebounds against Hawaii on Dec. 29 in Honolulu. Williams appeared in six Big Eight games for 29 minutes and averaged 1.0 points.


At Washington High School

1975-79—Under Coach John Solmes, Williams started 87 straight games at both forward and guard, and scored 1,431 points in his four-year career. As a senior, he averaged 16 points, eight rebounds, five assists and five steals a game, while earning first team all-state and all-conference honors. Following his senior season, Williams played in seven prep all-star games across the country and was named the most valuable player in the Indiana-Illinois prep all-star games, held April 20-21 in Gary, Ind. and Chicago.

Personal

Parents: John and Geneva Williams. Four brothers and one sister. Born in South Bend. Business administration major.

Continued P. 63



10

BRETT HUGHES **GUARD**



Freshman . . . 12/24/62 . . . 6-1 . . . 170 . . . Waterloo, Ind.

At Nebraska

1981-82—Like fellow freshman recruits John Matzke and Trent Scarlett, Hughes impressed Husker coaches during early drills with his basketball knowledge and his ability to grasp the NU system. Should prove to be a valuable reserve.

At Waterloo De Kalb High School

Brett averaged 21 points, seven rebounds, three steals and five assists per game in leading De Kalb (coached by his father, Roger Hughes) to a 19-6 record and a sectional championship. As a junior, he had 18 points and four rebounds per contest, and as a sophomore, 16 points and five rebounds. In his senior year, he was regional player-of-the-year and was selected to the Fort Wayne Journal-Gazette's all-area team. He earned first-team all-sectional and all-conference honors three-straight years and was an all-regional choice twice.

Personal

Parents: Mr. and Mrs. Roger Hughes. Father was his high school coach.



20

HANDY JOHNSON **GUARD**



Sophomore . . . 6/9/62 . . . 6-1 . . . 175 . . . Chicago, Ill.

At Nebraska

1981-82—One of the Huskers' most highly-touted recruits, he figures to have a good chance to start at the second guard, but he can also play point guard. Came to Nebraska from Southeastern (Iowa) Community College along with Victor Chacon and Coach Charlie Spoonhour, who is now a Husker assistant.

At Southeastern Community College

Led SEC to a 26-8 record and a No. 12 national ranking last year. Averaged 19.0 points and 6.0 assists per game while shooting over 80 percent from the free throw line. An excellent outside shooter, he earned NJCAA first-team all-America honors, as well as All-Eastern Iowa JC honors, and was named the top player in the NJCAA's Region 9.

At Chicago Orr High School

Under Coach Frank Haggerty, Johnson led all Chicago-area scorers as a senior in 1979-80 with a 27.6 mark, and earned first-team prep All-America and all-city honors. He played in two prep all-star games, the Boston Shootout and the Illinois-Indiana High School Classic.

Personal

Parents: Mr. and Mrs. (Lillie) Handy Johnson Sr. Native of Greenville, Miss. No brothers or sisters.



34

LENARD JOHNSON **FORWARD-CENTER**



Junior . . . 2/5/61 . . . 6-6 . . . 205 . . . Kirkwood, Mo.

At Nebraska

1981-82—Recruited out of Jefferson College in Hillsboro, Mo., Johnson has an excellent chance to start on the Huskers' front line this season as Coach Moe Iba seeks to replace departed Big Eight MVP Andre Smith.

At Hillsboro College


A two-year starter under Coach Mark Bernsen, Johnson led the Vikings to 23-8 and 25-7 marks the last two years—the best seasons in the school's history. Jefferson made the NJCAA regional playoffs each year. In 1980-81, Johnson averaged 16.1 points and 10.1 rebounds per game, was credited with 66 assists and 84 blocked shots, and set a school record for field goal percentage by canning 67 percent of his attempts. That performance earned him All-Midwest Junior College Athletic Conference and All-NJCAA Region 16 honors, plus a spot in the conference all-star game and his team's MVP award—both offensively and defensively.

At Kirkwood High School

Under Coach Paul Meyer, he led his team to third-place state finishes in both 1978 and 1979, and had individual game career highs of 40 points and 25 rebounds. He averaged 24 points and 12 rebounds per game as a senior in winning all-state, all-district and all-conference honors.

Personal

Parents: Mr. and Mrs. Lorenzo Johnson. Has two brothers, one sister. Majoring in business.



50

JOHN MATZKE **FORWARD**



Freshman . . . 2/16/63 . . . 6-6 . . . 185 . . . Lincoln, Neb.

At Nebraska


1981-82—Moves his basketball talent and his classroom work less than a mile to the northwest—from Lincoln High to the University—and figures to give the Huskers depth in the front line this winter.

At Lincoln High School

Playing for Coach Alden Johnson, Matzke averaged 21.4 points and 9.9 rebounds per game in 1980-81 and was named to the all-state, all-class teams of both the Lincoln Journal and Star and the Omaha World-Herald. He also earned all-city honors. As a junior, he scored 14.0 points per game and grabbed 4.0 per contest. Also lettered twice in baseball, once in cross country.

Personal

Parents: Stan and Dorothy Matzke. Full name is John Hartwig Matzke. Last name is pronounced: MAT-ski. One brother, one sister. His father was a star guard for the Huskers from 1951-55.



44

TRENT SCARLETT FORWARD



Freshman . . . 8/1/63 . . . 6-6 . . . 205 . . . Las Vegas, Nev.

At Nebraska


1981-82—A talented freshman who impressed coaches with his intelligent play in early drills, Scarlett could be a valuable reserve.

At Las Vegas Bonanza High School

A four-year starter, Trent averaged 22 points and 10 rebounds per game for Coach Mike Reese's team last year, after scoring 18 points and 10 rebounds per game as a junior in 1979-80. All-state last year, he was also a two-time all-city selection. He also lettered twice in baseball, where he earned all-state honors as a senior.

Personal

Parents: Ron and Billie Scarlett. Full name is William Trent Scarlett. One brother, seven sisters.



40

TERRY SMITH **FORWARD-CENTER**



Junior . . . 6/22/61 . . . 6-6 . . . 215 . . . Moberly, Mo.

At Nebraska

1981-82—A transfer from Moberly, Mo., Junior College, Smith is a leading candidate to start at either strong forward or center, as Coach Moe Iba attempts to shore up the Huskers' inside game after the loss of Andre Smith (who, incidentally, wore the same number, but is no relation).

At Moberly Junior College


Smith led the Lee Kairker-coached Greyhounds to a 23-8 record and the Mid-America Community College Conference championship in 1980-81 when he averaged 20.8 points and 11.0 rebounds per game. He also shot 59.7 percent from the field and 71 percent from the line, while winning unanimous first-team all-conference honors, All-NJCAA Region 16, and honorable-mention JC All-America plaudits. He played on a national juco all-star team that played the Texas juco all-stars last spring. As a freshman at Moberly JC, he averaged 13.0 points and 8.0 rebounds on a 24-11 team.

At Moberly High School

An all-state selection under Coach Larry Williams in 1978-79, Terry averaged 25.6 points per game. The burly performer also earned all-district and all-conference honors. A late bloomer, he first played organized basketball as a junior in high school.

Personal


Son of Mrs. Bernice Viley. Two brothers, two sisters. Criminal justice major. A hometowneer all the way, he was born in Moberly.



52

VICTOR CHACON

Center



Junior . . . 5/15/57 . . . 6-10 . . . 216 . . . Santo Domingo, D.R.

At Nebraska

1981-82—Transferred to Nebraska, along with sophomore guard Handy Johnson and Coach Charlie Spoonhour, from Southeastern Community College in West Burlington, Iowa.

At Southeastern Community College

Despite an early-season knee injury (dislocated knee cap) that limited him to an average of 20 minutes playing time per game last season, Chacon averaged 11.2 points and 7.8 rebounds per game while shooting .638 from the field, and led Iowa jucos in FG percentage for the second-straight year. SECC's Blackhawks were 26-8 and ranked No. 12 among the nation's junior colleges. The year before, SECC finished 22-8. As a sophomore, he was honorable-mention all-region and all-conference.

At Central Masonic High School

Three-year letterman under Coach Leandro Del A Cruz and a member of the Dominican National Team.

Personal

Born May 15, 1958, in the Dominican Republic. Son of the late Florencio Chacon, he has one brother and one sister.

DOWNING STATISTICS—From page 31

CAREER TOTALS												
	G-GS	FG-FGA	Pct.	FT-FTA	Pct.	Reb.	Avg.	A	PF-D	TP	Avg.	High Game
1979-80	31-2	37-83	.450	22-35	.630	70	2.3	39	45-1	96	3.1	10, twice
1980-81	27-8	54-136	.397	20-23	.870	95	3.5	35	66-2	128	4.7	10, NWMO
Totals	58-10	91-219	.416	42-58	.724	165	2.8	74	111-3	224	3.9	10, 3 times

OTHER STATS

	TO	BK	S	MN
1979-80	21	15	20	471
1980-81	34	18	26	688
Totals	55	33	46	1,159

COLLINS STATISTICS—From page 33

his team to a 20-6 mark and a regional title in 1978. In his junior year, he got 19 points and seven rebounds a game, while earning honorable mention all-state. At the conclusion of his high school career, he played in the Chicago Prep All Star game. Also a high school baseball player.

Personal

Parents: Raymond and Yvonne Collins. One brother and two sisters. Born March 27, 1960, in Chicago. Accounting major in Business.

CAREER TOTALS												
	G-GS	FG-FGA	Pct.	FT-FTA	Pct.	Reb.	Avg.	A	PF-D	TP	Avg.	High Game
1978-79	16-0	10-35	.286	2-6	.333	11	0.7	6	9-0	22	1.4	8, C-S, h
1979-80	30-15	63-130	.480	34-48	.710	52	1.7	45	72-5	160	5.3	16, MU, h
1980-81	21-21	66-154	.429	17-24	.708	48	2.3	37	60-0	140	7.1	15, Mt., h
Totals	67-36	139-319	.436	53-78	.679	111	1.7	88	141-5	322	4.8	16, MU, h

OTHER STATS

	TO	BK	S	MN
1978-79	8	0	5	82
1979-80	32	4	21	625
1980-81	35	4	26	572
Totals	75	8	52	1,279

RENFRO STATISTICS—From page 39

CAREER TOTALS												
	G-GS	FG-FGA	Pct.	FT-FTA	Pct.	Reb.	Avg.	A	PF-D	TP	Avg.	High Game
1980-81	21-1	25-54	.463	14-23	.609	39	1.9	12	31-0	64	3.0	11, OSU, a

OTHER STATS

	TO	BK	S	MN
1980-81	16	2	13	211

SHOECRAFT STATISTICS—From page 41

and six rebounds a game. While a freshman, he got 14 points and five rebounds a contest. Prepped under former NU assistant Bill Harrell. Also participated in football and track.

Personal

Nickname: Shoe. Parents: Mr. and Mrs. Willie Johnson. Two brothers and two sisters. Accounting major.

CAREER TOTALS

	G-GS	FG-FGA	Pct.	FT-FTA	Pct.	Reb.	Avg.	A	PF-D	TP	Avg.	High Game
1978-79	22-1	21-44	.477	7-11	.636	24	1.1	9	14-0	49	2.2	12, twice
1979-80	24-30	69-150	.460	39-61	.640	76	2.5	35	54-0	177	5.9	17, SDS, h
1980-81	23-4	27-60	.450	17-36	.472	67	2.9	9	31-0	71	3.1	9, PSU, h
Totals	69-35	117-254	.461	63-108	.583	167	2.4	53	99-0	297	4.3	17, SDS, h

OTHER STATS

	TO	BK	S	MN
1978-79	5	1	3	148
1979-80	39	2	6	713
1980-81	15	7	5	322
Totals	59	10	14	1,183

WALTON STATISTICS—From page 45

Personal

Mother: Myrna Walton. One sister. Born in Indianapolis. Major: criminal justice.

CAREER TOTALS

	G-GS	FG-FGA	Pct.	FT-FTA	Pct.	Reb.	Avg.	A	PF-D	TP	Avg.	High Game
1980-81	27-22	89-174	.511	47-63	.746	130	4.8	26	83-4	225	8.3	20, PSU, h

OTHER STATS

	TO	BK	S	MN
1980-81	28	7	21	225

WILLIAMS STATISTICS—From page 47

CAREER TOTALS

	G-GS	FG-FGA	Pct.	FT-FTA	Pct.	Reb.	Avg.	A	PF-D	TP	Avg.	High Game
1979-80	16-0	13-42	.310	6-7	.860	15	0.9	21	23-0	32	2.0	6, C-B, h
1980-81	20-0	20-53	.377	5-8	.625	17	0.9	14	29-1	45	2.3	13, ISU, h
Totals	36-0	33-95	.347	11-15	.733	32	0.9	35	52-1	77	2.1	13, ISU, h

OTHER STATS

	TO	BK	S	MN
1979-80	19	0	8	155
1980-81	21	3	11	216
Totals	40	3	19	371





NONCONFERENCE OPPONENTS

WYOMING

Nov. 27, 1981—8:35 p.m. (CST)—War Memorial Field House—Laramie, Wyo.



JIM BRANDENBURG
Head Coach

School location: Laramie, Wyo. (82071)
Home court (capacity): War Memorial Field House (8,500—Opened 1951)
Nickname: Cowboys
Colors: Brown & Yellow
Enrollment: 9,600
Conference: Western Athletic
President: Dr. Don Veal (acting)
Athletic director: Dr. Gary Cunningham
Head coach: Jim Brandenburg (Colorado State, 1958) is 96-44 in five years as a head coach, 57-28 in three years at Wyoming.
Assistant coaches: Chuck Bell (Colorado State, 1958), Dale Parker (Eastern Illinois, 1969)
Basketball office phone: 307-766-5114
Best time for media to reach coach: 10 a.m.-noon (CST), Monday-Thursday
Sports information director: Kevin McKinney (office 307-766-2256; home 307-742-3181)



BILL GARNETT
Forward

1980-81 record: 24-6, 13-3 in WAC—1st, tie.

Returning lettermen (9): (starters in CAPS) **BILL GARNETT** (f, 6-9, sr., 14.1 ppg, 6.8 rpg); **MIKE JACKSON** (g, 6-3, jr., 9.3, 2.3); **CHRIS ENGLER** (c, 7-0, sr., 7.5, 5.3); Greg Thesenvitz (c, 6-10, sr., 3.6, 3.2); Mark Wrupp (f, 6-8, jr., 3.1, 2.3); Anthony Johnson (g, 5-11, sr., 3.0, 1.2); Dwight McClendon (g, 6-4, sr., 2.2, 1.3); Bob Ladouceur (g-f, 6-6, soph., 1.9, 1.1); David Koehn (f-c, 6-8, sr., 1.5, 0.8).

Lettermen lost (2): **CHARLES BRADLEY** (g, 6-5, 19.2, 4.5); **KENNETH OLLIE** (f, 6-6, 10.1, 8.6).

Newcomers (5): Stanley Dallas (g, 6-0, fr.); Rodney Gowens (g, 6-2, fr.); Wayne Irving (f, 6-6, jr.); Anthony Martin (f, 6-6, jr.); Jim Renner (c, 7-0, fr.).

Series history: Nebraska leads, 9-7, but Wyoming won the most recent meeting, 62-59 in overtime, last year in Lincoln.

1981-82 COWBOYS SCHEDULE

Date	Opponent	Date	Opponent
Nov. 27	Nebraska	Jan. 15	at Nevada—Las Vegas
Nov. 28	Portland	Jan. 21	San Diego State
Nov. 30	Midwestern State	Jan. 23	at Brigham Young
Dec. 4-5	Show-Me Classic at Columbia, Mo.	Jan. 25	Hawaii
Dec. 10	at Colorado	Jan. 29	at Texas—El Paso
Dec. 12	Cal. Poly—Pomona	Jan. 30	at New Mexico
Dec. 18-19	Volunteer Classic at Knoxville, Tenn.	Feb. 6	at Utah
Dec. 21	Fort Lewis	Feb. 11	New Mexico
Dec. 30	Illinois—Chicago Circle	Feb. 13	Texas—El Paso
Jan. 2	Colorado State	Feb. 20	Air Force
Jan. 7	Utah	Feb. 27	at Colorado State
Jan. 9	Brigham Young	Mar. 4	at Hawaii
Jan. 13	at Air Force	Mar. 6	at San Diego State



WISCONSIN-STEVENS POINT

Nov. 30, 1981—7:35 p.m. (CST)—Bob Devaney Sports Center—Lincoln, Neb.



DICK BENNETT
Head Coach

School location: Stevens Point, Wis. 54481
Home court (capacity): Quandt Field House
 (4,250—Opened 1969)
Nickname: Pointers
Colors: Purple & Gold
Enrollment: 9,200
Conference: Wisconsin State Universities
President: Dr. Philip R. Marshall
Athletic director: Paul Hartman
Head coach: Dick Bennett (Ripon, 1965) is 73-60
 in his sixth year as a head coach, all at UW-
 Stevens Point.
Assistant coach: Jerry Gotham (UW—La Crosse,
 1964)
Basketball office phone: 715-346-4118
Best time for media to reach coach: 10 a.m.—
 noon
Sports information director: Steve Swan (office
 715-346-3667; home 715-344-6641)



KEVIN KULAS
Guard

1980-81 record: 19-7, 11-5 in WSUC, 3rd

Returning lettermen (10): (starters in CAPS) John Mack, g-f, 6-4, jr., 8.6 ppg, 2.8 rpg; Fred Stemmeler, f, 6-0, jr., 8.5, 4.1; JEF RADTKE, g, 6-2, sr., 7.1, 2.9; Brian Koch, f, 6-6, jr., 4.0, 3.5; Pete Zuiker, f-c, 6-8, jr., 3.8, 1.8; KEVIN KULAS, g, 6-2, sr., 3.1, 1.7; Paul Prochnow, c, 6-8, sr., 2.2, 1.3; Tim Lazarek, f, 6-6, soph., 2.0, 1.4; Dean Wirth, g, 6-0, sr., 0.7, 0.9; Tom Weatherspoon, g, 6-2, soph., 0.7, 0.6.

Lettermen lost (3): BILL ZUIKER, f-c, 6-8, 15.6, 5.9; PHIL RODRIGUEZ, f, 6-5, 13.9, 4.6; DUANE WESEBERG, g-f, 6-3, 3.7, 2.8.

Newcomers (2): Steve Hidden, f, 6-7, fr.; Terry Porter, g, 6-3, fr.

Series history: First meeting

1981-82 POINTERS SCHEDULE

Date	Opponent	Date	Opponent
Nov. 28	at Creighton	Jan. 27	UW-Platteville
Nov. 30	at Nebraska	Jan. 30	UW-Milwaukee
Dec. 5	UW-Oshkosh	Feb. 3	at UW-Oshkosh
Dec. 8	at UW-Stout	Feb. 6	UW-Whitewater
Dec. 11	UW-Superior	Feb. 9	at UW-Platteville
Dec. 12	UW-River Falls	Feb. 12	at UW-Superior
Dec. 23	St. Norbert	Feb. 13	at UW-River Falls
Dec. 28-30	Granite City Classic at St. Cloud, Minn.	Feb. 16	UW-Stout
Jan. 9	Northland	Feb. 19	UW-Eau Claire
Jan. 13	Milton	Feb. 20	UW-La Crosse
Jan. 19	at UW-Whitewater	Feb. 23	at Winona State
Jan. 22	at UW-Eau Claire	Mar. 1-3	NAIA District 14 Playoffs
Jan. 23	at UW-La Crosse		



CREIGHTON

Dec. 5, 1981—7:35 p.m. (CST)—Bob Devaney Sports Center—Lincoln, Neb.



WILLIS REED
Head Coach

School location: Omaha, Neb. 68178
Home court (capacity): Civic Auditorium (10,000—Opened 1960)
Nickname: Bluejays
Colors: Blue & White
Enrollment: 5,760
Conference: Missouri Valley
President: Michael G. Morrison S.J. (acting)
Athletic director: Dan Offenburger
Head coach: Willis Reed (Grambling, 1964) is in his first year as a head coach.
Assistant coaches: Tom Brosnihan (Creighton, 1957), Dr. Dick Taylor (Syracuse, 1963)
Basketball office phone: 402-449-2720
Best time for media to reach coach: 10 a.m.-noon
Sports information director: Ron Paradis (office 402-449-2720; home 402-493-5969)
Assistant SID: Yvonne Chappell (home 402-449-2273)



DARYL STOVALL
Forward

1980-81 record: 21-9, 11-5 in MVC. 2nd—tie.

Returning lettermen (5): (starters in CAPS) DARYL STOVALL, f, 6-4, sr., 11.6 ppg, 3.4 rpg; TONY PRUITT, g, 6-4, soph., 7.9, 1.8; Alex Stivins, f, 6-7, soph., 7.0, 4.1; Kevin Ross, c-f, 6-8, sr., 6-1, 3.0; MICHAEL JOHNSON, f, 6-5, jr., 4.9, 1.8.

Lettermen lost (4): KEVIN MCKENNA, f, 6-7, 15.8, 4.0; GEORGE MORROW, f, 6-7, 14.5, 11.0; Jim Honz, c, 6-9, 6.4, 4.4; Paul Trieschman, g, 6-4, 2.3, 1.4.

Newcomers (2): Michael Jaco, g, 6-1, fr.; Vernon Moore, g, 6-1, fr.

Series history: Creighton leads, 6-5, and won the most recent meeting, 66-61, in overtime last year at Omaha.

1981-82 BLUEJAYS SCHEDULE

Date	Opponent	Date	Opponent
Nov. 28	Wisconsin-Stevens Point	Jan. 16	at Marquette
Dec. 2	Nebraska-Omaha	Jan. 21	Illinois State
Dec. 5	at Nebraska	Jan. 23	Bradley
Dec. 7	St. Louis	Jan. 30	at Drake
Dec. 9	Oral Roberts	Feb. 1	at Southern Illinois
Dec. 12	at Loyola (Ill.)	Feb. 4	West Texas State
Dec. 14	St. Joseph's (Pa.)	Feb. 6	at New Mexico State
Dec. 19	at Providence	Feb. 11	Wichita State
Jan. 2	at West Texas State	Feb. 13	Tulsa
Jan. 4	at Tulsa	Feb. 18	Drake
Jan. 7	Southern Illinois	Feb. 25	at Bradley
Jan. 9	Indiana State	Feb. 27	at Illinois State
Jan. 11	DePaul	Mar. 2-6	MVC Tournament
Jan. 14	at Wichita State		



SOUTH DAKOTA STATE

Dec. 7, 1981—7:35 p.m. (CST)—Bob Devaney Sports Center—Lincoln, Neb.



GENE ZULK
Head Coach

School location: Brookings, S.D. 57007
Home court (capacity): Frost Arena (9,000—
 Opened 1973)
Nickname: Jackrabbits
Colors: Yellow & Blue
Enrollment: 6,500
Conference: North Central
President: Dr. Sherwood O. Berg
Athletic director: Dr. Harry Forsythe
Head coach: Gene Zulk (SDSU, 1969) is 100-87
 in seven years as a head coach, all at SDSU.
Assistant coach: Keith Randklev (Moorhead
 State, 1972)
Basketball office phone: 605-688-5626
Best time for media to reach coach: 9 a.m.-noon
 (CST)
Sports information director: Ron Lenz (office
 605-688-4623; home 605-693-3406)



BOB WINZENBURG
Forward

1980-81 record: 13-14 overall, 7-7 in NCC, 5th

Returning lettermen (6): (1980-81 starters in CAPS) BOB WINZENBURG (f, 6-9, sr., 16.2 ppg, 7.0 rpg); Kevin McNamara (g, 6-0, sr., 7.3, 1.6 as 1979-80 starter); JOHN BROWN (g, 6-0, sr., 6.7, 2.2); PHIL JORGENSEN (g, 6-0, jr., 6.3, 1.9); Jim Going (f, 6-8, soph, 4.3, 3.9); Steve Holwerda (g, 6-2, soph., 1.6, 0.7).

Lettermen lost (3): Joel Running (f, 6-9, 3.7, 1.6); BRIAN AAMLID (f, 6-6, 3.1, 3.4); DAVE WALDOWSKI (g, 6-1, 2.8, 0.8).

Newcomers (9): Joe Ashley (c, 7-0, soph.); Craig Dudley (f, 6-8, fr.); Tom Flanigan (g, 6-3, jr.); Bill Jacobson (f, 6-8, fr.); Mike Round (f, 6-6, fr.); Dave Sergeant (g, 6-0, fr.); Mark Tetzlaff (f, 6-6, fr.); Jeff Tiefenthaler (g, 6-1, fr.); Eric Womeldorf (f, 6-6, fr.).

Series history: Nebraska leads, 8-0, and won the most recent meeting, 100-83, in the 1979-80 opener in Lincoln.

1981-82 JACKRABBITS SCHEDULE

Date	Opponent	Date	Opponent
Nov. 20-21	Rushmore Classic at Rapid City, S.D.	Jan. 16	South Dakota
Nov. 28	Griñnell	Jan. 22	at North Dakota
Nov. 30	Eastern Montana	Jan. 23	at North Dakota State
Dec. 3	at Nevada-Reno	Jan. 28	at South Dakota
Dec. 5	at Puget Sound	Jan. 30	Morningside
Dec. 7	at Nebraska	Feb. 5	at Northern Colorado
Dec. 11	Minot State	Feb. 6	at Nebraska-Omaha
Dec. 19	Northwestern (Iowa)	Feb. 13	Augustana (S.D.)
Dec. 27-29	NCC Holiday Tourney at Sioux Falls, S.D.	Feb. 14	at Augustana (S.D.)
Jan. 8	Northern Colorado	Feb. 19	North Dakota
Jan. 9	Nebraska-Omaha	Feb. 20	North Dakota State
Jan. 14	at Morningside	Feb. 23-27	NCC Playoffs



BAYLOR

Dec. 9, 1981—7:30 p.m. (CST)—Heart O' Texas Coliseum—Waco, Texas



JIM HALLER
Head Coach

School location: Waco, Texas 76706
Home court (capacity): Heart O' Texas Coliseum
 (9,200—Opened 1953)
Nickname: Bears
Colors: Green & Gold
Enrollment: 9,500
Conference: Southwest
President: Dr. Herbert H. Reynolds
Athletic director: Bill Menefee
Head coach: Jim Haller (Sam Houston State,
 1967) is 56-53 in four years as a head coach,
 all at Baylor.
Assistant coaches: Tommy Newman (Wichita
 State, 1966), Joe Proctor (Memphis State,
 1971)
Basketball office phone: 817-754-4648
Best time for media to reach coach: mornings
Sports information director: Mike Scott (office
 817-754-4648; home 817-753-2508)
Assistant SID: Maxey Parrish (home 817-752-
 6319)



TERRY TEAGLE
Forward

1980-81 Record: 15-12, 10-6 in SWC, 2nd—tie.

Returning lettermen (9): (starters in CAPS) **TERRY TEAGLE** (f, 6-5, sr., 20.0 ppg, 7.0 rpg); **JOE COPELAND** (f, 6-6, sr., 6-1, 3.7); **OZELL HALL** (c, 6-8, jr., 6-0, 3.3); **JAY SHAKIR** (g, 6-4, jr., 5-5, 4.4); **Tommy Temaat** (c, 6-10, sr., 4.0, 2.4); **Andy Sears** (f, 6-5, sr., 3.2, 1.1); **Ronnie Blake** (g, 5-6, jr., 2.9, 1.1); **Craig Kaiser** (g, 6-1, jr., 2.3, 0.8); **Chuck Lincoln** (g, 6-1, jr., 1.7, 0.8).

Lettermen lost (4): **PAT NUNLEY** (g, 6-3, 9.5, 2.6); **Mike Battle** (f, 6-5, 6.6, 3.0); **Chuck Stanley** (f, 6-6, 4.0, 1.0); **Charlie Jackson** (c, 6-8, 0.4, 1.2).

Newcomers (5): **Von Allen** (g, 6-5, fr.); **Daryl Baucham** (f, 6-7, jr.); **Russ Cupps** (g, 6-5, fr.); **David Glover** (g, 6-7, fr.); **James Stern** (g, 6-0, fr.).

Series history: Nebraska won the only previous meeting, 69-55, in Lincoln in 1949-50.

1981-82 BEARS SCHEDULE

Date	Opponent	Date	Opponent
Nov. 27	Wisconsin-Oshkosh	Jan. 23	at Texas Tech
Dec. 1	Colorado	Jan. 26	Texas
Dec. 5	Texas-San Antonio	Jan. 30	at Houston
Dec. 9	Nebraska	Feb. 1	Texas Christian
Dec. 12	at Missouri	Feb. 3	Texas A&M
Dec. 18	McMurry	Feb. 6	at Rice
Dec. 19	Southwest Oklahoma	Feb. 8	at Southern Methodist
Dec. 29-30	Cabrillo Classic at San Diego, Calif.	Feb. 11	Arkansas
Jan. 4	Southwestern	Feb. 13	Texas Tech
Jan. 9	at Texas A&M	Feb. 16	at Texas
Jan. 12	Southern Methodist	Feb. 20	Houston
Jan. 16	Rice	Feb. 27	at Texas Christian
Jan. 19	at Arkansas	Mar. 1-6	SWC Tournament



BALL STATE

Dec. 19, 1981—7:35 p.m. (CST)—Bob Devaney Sports Center—Lincoln, Neb.



STEVE YODER
Head Coach

School location: Muncie, Ind. 47306
Home court (capacity): University Gym (7,000—
 Opened 1963)
Nickname: Cardinals
Colors: Cardinal & White
Enrollment: 18,430
Conference: Mid-American
President: Dr. Robert P. Bell
Athletic director: Raymond A. Louthen
Head coach: Steve Yoder (Illinois Wesleyan,
 1962) is 60-51 in four years as a head coach,
 all at BSU.
Assistant coach: Brad McNulty (Purdue, 1976)
Basketball office phone: 317-285-8141
Best time for media to reach coach: 8-11 a.m.
 (CST), Monday-Friday
Sports information director: Earl Yestingsmeier
 (office 317-285-4925; home 317-282-4678)
Assistant SID: John Ginter (home 317-282-3417)



RAY McCALLUM
Guard

1980-81 record: 20-10 overall, 10-6 in MAC, 1st—tie

Returning lettermen (8): (starters in CAPS) RAY McCALLUM (g, 5-9, jr., 18.4 ppg, 2.0 rpg); JOHN WILLIAMS (g-f, 6-4, sr., 10.2, 5.1); C. C. Fullove (f, 6-5, sr., 7.0, 2.8); BOB ALBERTSON (f, 6-5, sr., 4.9, 3.3); Rick Hampton (g, 5-11, sr., 1.9, 0.6); Mark Jahns (c, 6-10, soph., 1.5, 1.4 in 1979-80); Jeff Parker (c, 7-0, sr., 0.9, 1.3); Jeff Furlin (g, 6-5, soph., 0.4, 0.4).

Lettermen lost (5): AL GOODEN (f, 6-5, 14.4, 5.4); GEORGE BRADLEY (c-f, 6-8, 8.4, 6.2); Jeff Williams (g, 6-2, 7.2, 2.0); Mark Thurston (f, 6-2, 2.1, 0.6); Clement Murrell (c, 6-6, 1.3, 1.9).

Newcomers (6): Jon Carmichael (f, 6-5, soph.); Mike Chesser (f, 6-6, fr.); Larry Jones (g, 6-2, fr.); Marcus Lacey (c, 6-7, soph.); Jon Mansbury (f-c, 6-7, jr.); David Scott (f-c, 6-9, jr.).

Series History: Ball State leads, 1-0, winning the only previous meeting last year in Muncie, 67-62.

1981-82 CARDINALS SCHEDULE

Date	Opponent	Date	Opponent
Nov. 27-28	IPTAY Tourney at Clemson, S.C.	Jan. 23	Central Michigan
Dec. 2	Hanover	Jan. 27	at Bowling Green
Dec. 5	Indiana Central	Jan. 30	Eastern Michigan
Dec. 8	at Indiana State	Feb. 3	at Toledo
Dec. 12	at Wisconsin	Feb. 6	Kent State
Dec. 16	Otterbein	Feb. 10	Miami (Ohio)
Dec. 19	at Nebraska	Feb. 13	at Western Michigan
Jan. 4	Butler	Feb. 17	Ohio
Jan. 6	Northern Illinois	Feb. 20	at Central Michigan
Jan. 9	at Kent State	Feb. 24	Bowling Green
Jan. 13	at Miami (Ohio)	Feb. 27	at Eastern Michigan
Jan. 16	Western Michigan	Mar. 2-6	MAC Tourney



PENN STATE

Dec. 21, 1981—7:10 p.m. (CST)—Recreation Hall—University Park, Pa.



DICK HARTER
Head Coach

School location: University Park, Pa. 16802
Home court (capacity): Recreation Hall (7,200—
 Opened 1929)
Nickname: Nittany Lions
Colors: Blue & White
Enrollment: 28,000
Conference: Independent
President: Dr. John W. Oswald
Athletic director: Joe Paterno
Head coach: Dick Harter (Pennsylvania, 1953) is
 264-172 in 16 years as a head coach. 47-38 in
 three years at PSU.
Assistant coaches: Dick Stewart (Ruigers, 1969),
 Perry Clark (Gettysburg, 1973)
Sports information director: Dave Baker (office
 814-865-1757; home 814-237-8619)
Assistant SID: Dick Sapara (home 814-237-
 4800)



MIKE EDELMAN
Guard

1980-81 record: 17-10

Returning lettermen (10): (starters in CAPS) Rich Fetter (f. 6-7, jr., 10.4 ppg, 2.7 rpg); MIKE EDELMAN (g. 6-2½, sr., 7.4, 1.2); BRIAN DEAN (f. 6-5, soph., 6.7, 3.3); Scott Wolz (f. 6-7, sr., 6.7, 2.6); MIKE LANG (f.-c., 6-8, jr., 6.4, 7.9); Dick Mumma (f.-c., 6-10, soph., 6.4, 3.5); DAVID GRIFFIN (f. 6-7, soph., 4.0, 1.7); Craig Buffie (g. 6-3½, sr., 3.8, 1.7); Jim Forjan (g. 6-1, soph., 2.5, 0.5); Wally Choice (g-f, 6-3, soph., 0.9, 0.8).

Lettermen lost (4): FRANK BRICKOWSKI (c. 6-10, 13.0, 6.3); Tracy Peal (g. 6-4, 3.4, 0.4); Jim Solic (g. 6-4, 1.7, 0.5); Donnie Mays (f. 6-5½, 1.5, 1.5).

Newcomers (3): Craig Collins (g. 6-4, fr.); Dwight Gibson (g. 6-1, fr.); Tom McCluskey (f. 6-7, jr.).

Series History: Nebraska leads, 1-0, and won the only previous meeting, 75-50, last year in Lincoln.

1981-82 NITTANY LIONS SCHEDULE

Date	Opponent	Date	Opponent
Nov. 28	Bloomsburg	Jan. 18	at West Virginia
Nov. 30	Rider	Jan. 23	at Pennsylvania
Dec. 2	Indiana State	Jan. 25	Syracuse
Dec. 5	at North Carolina-Charlotte	Jan. 27	Temple
Dec. 8	Lafayette (at Hershey)	Feb. 1	Bradley
Dec. 11-12	Indiana Classic at Bloomington, Ind.	Feb. 6	at Navy
Dec. 19	Alabama (at Birmingham)	Feb. 9	at Duquesne
Dec. 21	Nebraska	Feb. 15	South Carolina
Dec. 28-29	Cable Car Classic at Santa Clara, Calif.	Feb. 17	at Niagara
Jan. 2	at DePaul	Feb. 20	Memphis State
Jan. 9	Philadelphia Textile	Feb. 22	Westminster
Jan. 13	South Florida	Mar. 2	Cleveland State
Jan. 16	Pittsburgh		



COLORADO STATE

Dec. 23, 1981—8:35 p.m. (CST)—Moby Gym—Fort Collins, Colo.



TONY McANDREWS
Head Coach

School location: Fort Collins, Colo. 80523
Home court (capacity): Moby Gym (10,000—
 Opened 1966)
Nickname: Rams
Colors: Green & Gold
Enrollment: 18,000
Conference: Western Athletic
President: Dr. Ralph E. Christofferson
Athletic director: Thurman F. McGraw
Head coach: Tony McAndrews (St. Ambrose,
 1966) is 3-24 in one year as a head coach, at
 CSU.
Assistant coaches: David Bollwinkel (Califor-
 nia, 1972), Kevin Eastman (Richmond, 1977)
Basketball office phone: 303-491-6232
Best time for media to reach coach:
Sports information director: Gary Ozzello
 (office 303-491-5067; home 303-493-5574)



KEVIN BROMLEY
Guard

1980-81 record: 3-24 overall, 1-15 in WAC, 9th

Returning lettermen (7): (starters in CAPS) EDDIE HUGHES (g, 5-10, sr., 13.7 ppg, 3.0 rpg); KEVIN BROMLEY (g, 6-2, sr., 6.8, 3.0); RICK SEMIN (f, 6-7, soph., 6.6, 4.8); SCOTT MANN (f, 6-7, soph., 6.5, 4.4); Michael Bland (g, 6-3, sr., 5.0, 1.3); Ray Holmes (g-f, 6-3, sr., 3.9, 2.3); Ray Lego (g, 6-3, jr., 2.8, 1.3).

Lettermen lost (3): Solomon Williams (f, 6-6, 5.0, 2.7); ZELWOUDE HEAD (c, 6-10, 4.8, 2.7); Joe Moore (f, 6-5, 3.1, 1.9).

Newcomers (7): Todd Benn (g, 5-10, fr.); Troy Carmon (f, 6-6, fr.); Mick DeLavallade (f, 6-7, fr.); Curtis Myles (g-f, 6-6, fr.); Tim Murphy (f, 6-7, jr.); Ardell Prins (c, 7-0, fr.); Mark Steele (f, 6-9, jr.).

Series History: Nebraska leads, 3-1, and won the most recent meeting, 54-48, in Lincoln in 1980-81.

1981-82 RAMS SCHEDULE

Date	Opponent	Date	Opponent
Nov. 28	Southern Colorado	Jan. 22	Hawaii
Dec. 1	Northern Colorado	Jan. 23	San Diego State
Dec. 4	at Oral Roberts	Jan. 29	at New Mexico
Dec. 5	at Oklahoma State	Jan. 30	at Texas-El Paso
Dec. 11-12	Indiana Classic at Bloomington, Ind.	Feb. 5	at Utah
Dec. 19	at Colorado	Feb. 6	at Brigham Young
Dec. 23	Nebraska	Feb. 11	Texas-El Paso
Dec. 30	Indiana State	Feb. 13	New Mexico
Jan. 2	at Wyoming	Feb. 19	Air Force
Jan. 7	Brigham Young	Feb. 20	Idaho State
Jan. 9	Utah	Feb. 27	Wyoming
Jan. 14	at Nevada-Las Vegas	Mar. 4	at San Diego State
Jan. 15	at Air Force	Mar. 6	at Hawaii



NORTHERN IOWA

Dec. 28-29, 1981—Holiday Classic—UNI-Dome—Cedar Falls, Iowa



JIM BERRY
Head Coach

School location: Cedar Falls, Iowa 50614
Home court (capacity): UNI-Dome (16,800—
 Opened 1975)
Nickname: Panthers
Colors: Purple & Gold
Enrollment: 11,000
Conference: Independent
President: Dr. John J. Kamerick
Athletic director: Stan Sheriff
Head coach: Jim Berry (Creighton, 1960) is 138-
 174 in 12 years as a head coach, 81-132 in
 eight years at UNI.
Assistant coach: Dan Traeger (Illinois State,
 1970)
Basketball office phone: 605-688-5626
Best time for media to reach coach: Mornings
Sports information director: Nancy Justis (office
 319-273-6354; home 319-277-3631)
Assistant SID: Dave Starr (home 319-266-2532)



KEVIN BRADFORD
Guard

1980-81 record: 8-19

Returning lettermen (6): Dwayne Jackson (f, 6-2, soph., 7.9 ppg, 3.9 rpg); Kevin Bradford (g, 6-2, jr., 5.1, 1.3); Dave Carley (g, 6-1, sr., 3.8, 0.9); Ray Storck (c, 6-11, jr., 3.7, 1.6); Jay Block (f, 6-6, soph., 3.2, 2.3); Herbert King (f, 6-7, soph., 1.2, 1.7).

Lettermen lost (5): (starters in CAPS) ROD UNDERWOOD (g, 6-2, 13.4, 3.5); TONY HAUPERT (f, 6-8, 9.3, 4.7); STEVE PETERS (f, 6-7, 9.0, 3.0); BILL JONES (c, 6-9, 8.7, 5.8); RANDY RICHARDS (g, 6-2, 3.1, 1.5).

Newcomers (4): Brent Carmichael (g, 5-9, jr.); Mark Grabau (f-g, 6-4, fr.); Craig Parr (f-g, 6-3, fr.); Mike Pijanowski (f-c, 6-7, soph.).

Series history: Nebraska leads, 8-0, and won the most recent meeting, 73-55, in Lincoln in 1973-74.

1981-82 PANTHERS SCHEDULE

Date	Opponent	Date	Opponent
Nov. 28	at Kansas State	Jan. 13	at Wisconsin-Green Bay
Dec. 3	Winona State	Jan. 18	Chicago State
Dec. 5	at Arkansas State	Jan. 21	Eastern Illinois
Dec. 8	Luther	Jan. 27	at North Carolina-Wilmington
Dec. 12	at Iowa	Jan. 30	Valparaiso
Dec. 21	at Wisconsin	Feb. 3	Western Illinois
Dec. 26	at Drake	Feb. 13	U.S. International
Dec. 28	Cornell (N.Y.) in Holiday Classic	Feb. 20	North Carolina-Wilmington
Dec. 29	Nebraska or Air Force in Holiday Classic	Feb. 23	at Illinois State
Jan. 2	Eastern Kentucky	Feb. 25	at Eastern Illinois
Jan. 6	at Iowa State	Feb. 27	Western Kentucky
Jan. 9	Arkansas State	Mar. 2	at Notre Dame
Jan. 11	at Valparaiso	Mar. 4	at Western Illinois



CORNELL

Dec. 28-29, 1981—Holiday Classic—UNI-Dome—Cedar Falls, Iowa



TOM MILLER
Head Coach

School location: Ithaca, N.Y. 14850
Home court (capacity): Barton Hall (5,500—
 Opened 1918)
Nickname: Big Red
Colors: Red & White
Enrollment: 11,800
Conference: Ivy League
President: Frank Rhodes
Athletic director: Mike Slive
Head coach: Tom Miller (Army, 1970) is 9-17
 after one year as a head coach, at Cornell.
Assistant coaches: Dennis Doyle (Northeastern
 Illinois, 1973), Ray Swetalla (Wis-
 consin—River Falls, 1973)
Basketball office phone: 607-256-7503
Best time for media to reach coach: 8 a.m.-5
 p.m. (CST) at 607-256-7503; 5-8 p.m. (CST) at
 607-273-5564 (home number)
Sports information director: Dave Wohlhueter
 (office 607-256-3752; home 607-273-5891)
Assistant SID: Mark Goldberg (home 607-257-
 6474)



MIKE LUCAS
Forward

1980-81 record: 9-17, 4-10 in Ivy League, 6th—tie.

Returning lettermen (6): (starters in CAPS) MIKE LUCAS (f, 6-7, sr., 12.0 ppg, 4.3 rpg); GEORGE HALL (g, 6-2, soph., 8.4, 3.5); Brad Bomba (f-c, 6-7, soph., 2.6, 1.5); Ron Tryon (g, 6-1, soph., 2.4, 1.1); Chuck Walton (f, 6-5, soph., 2.1, 1.8); Charley Brown (c, 6-8, sr., 0.8, 0.8).

Lettermen lost (4): ALEX REYNOLDS (c, 6-9, 11.9, 6.7); MIKE ALLEN (f-g, 6-4, 11.7, 2.7); LARRY OEDMS (f, 6-7, 6.5, 3.5); Kevin McCarthy (g, 6-0, 1.6, 0.6).

Newcomers (6): Ken Bantum (f-c, 6-7, fr.); Dave Cramer (f, 6-6, fr.); Les Daggs (g, 5-10, fr.); Jeff Huber (c, 6-9, fr.); Leonard Palmer (f, 6-6, fr.); Hawthia Wilson (g, 5-11, jr.).

Series history: Nebraska leads, 1-0, and won the only previous meeting, 70-69, in the 1955 Big Eight Holiday Tournament.

1981-82 BIG RED SCHEDULE

Date	Opponent	Date	Opponent
Nov. 28	Northeastern	Jan. 26	at Canisius
Dec. 1	Syracuse	Jan. 30	at Columbia
Dec. 5	at Hofstra	Feb. 5	at Princeton
Dec. 11-12	Marshall Tournament at Huntington, W.Va.	Feb. 6	at Pennsylvania
Dec. 28-29	Holiday Classic at Cedar Falls, Iowa	Feb. 12	Brown
Jan. 2	at St. Joseph's (Pa.)	Feb. 13	Yale
Jan. 4	Colgate	Feb. 19	Harvard
Jan. 9	at Niagara	Feb. 20	Dartmouth
Jan. 11	at Rochester	Feb. 26	at Yale
Jan. 15	at Harvard	Feb. 27	at Brown
Jan. 16	at Dartmouth	Mar. 5	Pennsylvania
Jan. 23	Columbia	Mar. 6	Princeton



AIR FORCE

Dec. 28, 1981—7 p.m. (CST)—UNI-Dome—Cedar Falls, Iowa
(Holiday Classic)



HANK EGAN
Head Coach

School location: Air Force Academy, Colo. 80840

Home court (capacity): Cadet Fieldhouse (6,007—Opened 1968)

Nickname: Falcons
Colors: Silver & Blue

Enrollment: 4,400

Conference: Western Athletic

Superintendent: Maj. Gen. Robert E. Kelley

Athletic director: Col. John Clune

Head coach: Hank Egan (Navy, 1960) is 122-129 in 10 years as a head coach, all at AFA.

Assistant coaches: Maj. Reggie Minton (Wooster, 1963), Capt. Dan Kraft (AFA, 1975)

Basketball office phone: 303-472-0138

Best time for media to reach coach: 2:30 p.m.—4:30 p.m. (CST)

Sports information director: Hal Batuman (office 303-472-2313; home 303-598-6889)

Assistant SID: George Fox (home 303-574-3149)



RICK SIMMONS
Forward

1980-81 record: 9-18, 3-13 in WAC, 8th

Returning lettermen (9): (starters in CAPS) RICK SIMMONS (f, 6-4, jr., 13.1 ppg, 5.0 rpg); Pete McCaffrey (f, 6-5, jr., 9.7, 3.0 in 1979-80); ERWIN WASHINGTON (g, 6-2, jr., 9.1, 2.4); Marc Duncan (c-f, 6-6, sr., 3.0, 1.9); Bob Sallis (g, 5-11, sr., 1.7, 1.7); GREG LEWIS (g, 6-0, sr., 1.2, 2.2); Bob Sneath (f, 6-4, sr., 1.4, 0.5); Mike Edwards (c-f, 6-6, jr., 1.3, 1.1); Dave Abramowitz (g, 6-4, sr., 1.0, 0.5).

Lettermen lost (4): TIM HARRIS (f, 6-6, 18.1, 5.7); REGGIE JONES (c, 6-7, 6.9, 9.6); Tom Dupre (f, 6-3, 1.0, 0.5); Steve Hirst (g, 6-1, 0.0, 0.3)

Newcomers (3): Jeff Eberhard (g-f, 6-6, soph.); Dale Grupe (g, 6-4, soph.); T. K. Matthews (g, 6-0, soph.).

Series History: Nebraska leads, 3-1, and won the most recent meeting, 57-53, in the consolation game of the 1972-73 Mountaineer Classic at Morgantown, W.Va.

1981-82 FALCONS SCHEDULE

Date	Opponent
Nov. 27	at Loyola (Ill.)
Dec. 1	Mesa
Dec. 3	Doane
Dec. 5	Fresno State
Dec. 8	Adams State
Dec. 12	at Drake
Dec. 28-29	Holiday Classic at Cedar Falls, Iowa
Jan. 2	at Xavier (Ohio)
Jan. 5	Valparaiso
Jan. 8	at New Mexico
Jan. 9	at Texas-El Paso
Jan. 13	Wyoming
Jan. 16	Colorado State

Date	Opponent
Jan. 19	Hawaii
Jan. 21	at Brigham Young
Jan. 23	at Utah
Jan. 25	San Diego State
Jan. 29	at Nevada-Las Vegas
Feb. 4	at San Diego State
Feb. 6	at Hawaii
Feb. 12	Utah
Feb. 13	Brigham Young
Feb. 19	at Colorado State
Feb. 20	at Wyoming
Feb. 26	Texas-El Paso
Feb. 27	New Mexico



CALIFORNIA STATE—SACRAMENTO

Jan. 6, 1982—7:35 p.m. (CST)—Bob Devaney Sports Center—Lincoln, Neb.

School location: Sacramento, Calif.

Home court (capacity): South Gym (2,700)

Nickname: Hornets

Colors: Green & Gold

Enrollment: 22,500

Conference: Far Western

President: Dr. W. Lloyd Johns

Athletic director: Irene Shea

Head coach: Jack Heron (CSU—Sacramento, 1959) is 137-121 in 10 years as a head coach, all at CSU—Sacramento.

Assistant coaches Manuel Tequida (CSUS), John Greene (Cal—Riverside), Tim Wright (Cal—Davis)

Basketball office phone: 916-454-6133

Best time for media to reach coach: 3-4 p.m. (CST)

Sports information director: Mike Duncan (office 916-454-6896; home 916-486-1931)

1981-82 record: 9-18, 5-7 in FWC, 5th

Returning lettermen (6): (1980-81 starts in CAPS) HEADLEY CHAMBERS, g, 6-2, jr., 7.4 ppg, 4.3 rpg; JIM JANSEN, f, 6-6, sr., 7.0, 3.9; PAUL PURVIS, c, 6-7, sr., 5.5, 4.4; RON CHATMAN, c, 6-6, sr., 5.3, 3.2; Jeff Passelaqua, g, 5-8, sr., 1.0, 0.5; Dave Conasani, g, 6-3, sr., 1.2, 0.4.

ARKANSAS

Jan. 9, 1982—7:35 p.m. (CST)—Bob Devaney Sports Center—Lincoln, Neb.



EDDIE SUTTON
Head Coach

School location: Fayetteville, Ark. 72701
Home court (capacity): Barnhill Arena
 (10,000—Opened 1948)
Nickname: Razorbacks
Colors: Cardinal & White
Enrollment: 14,600
Conference: Southwest
President: Dr. James Martin
Athletic director: Frank Broyles
Head coach: Eddie Sutton (Oklahoma State,
 1958) is 247-95 in 12 years as a head coach;
 164-45 in seven years at Arkansas.
Assistant coaches: Jim Gounce (Arkansas, 1979),
 Bill Brown (Ohio, 1974)
Basketball office phone: 501-575-4555
Best time for media to reach coach:
Sports information director: Rick Schaeffer
 (office 501-575-2751, home 501-521-7393)
Assistant SID: Bill Rogers (home 501-442-0425)



SCOTT HASTINGS
Center

1980-81 record: 24-8, 13-3 in SWC, 1st

Returning lettermen (9): (starters in CAPS) SCOTT HASTINGS (c, 6-10, sr., 16.3 ppg, 5.4 rpg); DARRELL WALKER (g, 6-4, jr., 11.3, 4.5); KEITH PETERSON (f, 6-6, sr., 8.4, 5.2); TONY BROWN (f, 6-6, sr., 4.8, 2.8); Carey Kelly (c, 6-7, jr., 2.8, 1.7); Brad Friess (g-f, 6-6, sr., 2.5, 1.9); Ricky Norton (g, 6-2, soph., 2.3, 0.7); Greg Skulman (f, 6-6, sr., 1.9, 1.2); Eugene Nash (g, 6-1, sr., 1.8, 0.4).

Lettermen lost (2): U.S. REED (g, 6-2, 13.0, 4.1); Mike Young (g, 6-4, 6.4, 1.6).

Newcomer (1): Charles Balentine (f, 6-6, fr.).

Series history: Arkansas leads, 3-0, and won the most recent meeting, 64-52, last year at Little Rock.

1980-81 RAZORBACKS SCHEDULE

Date	Opponent	Date	Opponent
Nov. 28	Michigan	Jan. 23	Houston
Nov. 30	at Texas—San Antonio	Jan. 26	at Texas A&M
Dec. 3	San Diego State (@ Pine Bluff)	Jan. 29	Rice
Dec. 10	Wisconsin—Parkside	Jan. 31	Wake Forest (@ Little Rock)
Dec. 12	Centenary	Feb. 6	Texas
Dec. 19	Biscayne (@ Little Rock)	Feb. 8	Texas Christian
Dec. 22	Southern Mississippi (@ Pine Bluff)	Feb. 11	at Baylor
Dec. 30	Kent State (@ Little Rock)	Feb. 13	at Houston
Jan. 2	at Texas Tech	Feb. 16	Texas A&M
Jan. 6	Southern Methodist	Feb. 20	at Rice
Jan. 9	at Nebraska	Feb. 24	at Southern Methodist
Jan. 13	at Texas Christian	Feb. 27	Texas Tech
Jan. 16	at Texas	Mar. 1-6	SWC Tournament
Jan. 19	Baylor		



NONCONFERENCE SERIES HISTORY

Key: (H)—Home Games, (A)—Away Games, (N)—Neutral Sites

WYOMING

Nebraska leads, 9-7

Year	Neb.	Wyo.	Year	Neb.	Wyo.	Year	Neb.	Wyo.
1933-34	24	33 (H)	1961-62	70	71 (A)	1971-72	81	63 (H)
1934-35	23	26 (A)	1963-64	79	72 (H)	1972-73	59	65 (A)
1935-36	46	42 (A)	1964-65	68	94 (A)	1973-74	70	62 (H)
	31	22 (H)	1966-67	98	102 (A)	1980-81	(ot) 59	62 (H)
1938-39	38	30 (H)	1967-68	84	64 (H)	Totals	975	938
1957-58	77	66 (H)	1970-71	68	63 (A)			

Series at Bob Devaney Sports Center: Wyoming leads, 1-0.

Series at War Memorial Field House: Wyoming leads, 4-1.

WISCONSIN-STEVENS POINT

First Meeting

CREIGHTON

Creighton leads, 6-5

Year	Neb.	CU	Year	Neb.	CU	Year	Neb.	CU
1922-23	24	46	1931-32	18	47 (A)	1980-81	(ot) 61	66 (A)
1923-24	25	21		26	28 (H)	Totals	390	439
1924-25	15	11 (A)	1977-78	65	58 (H)			
1925-26	20	15 (A)	1978-79	61	78 (A)			
	11	15 (H)						

Series at Bob Devaney Sports Center: Nebraska leads, 2-0.

Series at Civic Auditorium: Creighton leads, 2-0.

SOUTH DAKOTA STATE

Nebraska leads, 8-0

Year	Neb.	SDSU	Year	Neb.	SDSU	Year	Neb.	SDSU
1929-30	29	27 (H)	1947-48	66	56 (H)	1974-75	87	72 (H)
1945-46	52	50 (H)	1949-50	61	32 (H)	1979-80	100	83 (H)
1946-47	53	34 (H)	1957-58	64	52 (H)	Totals	512	406

Series at Bob Devaney Sports Center: Nebraska leads, 1-0.

Series at Frost Arena: No games.

BAYLOR

Nebraska leads, 1-0

Year	Neb.	BU
1949-50	69	55 (H)

Series at Bob Devaney Sports Center: No games.

Series at Heart O' Texas Coliseum: No games.

BALL STATE

Ball State leads, 1-0

Year	Neb.	BSU
1980-81	62	67 (A)

Series at Bob Devaney Sports Center: No games.

Series at University Gym: Ball State leads, 1-0.

PENN STATE

Nebraska leads, 1-0

Year	Neb.	PSU
1980-81	75	50 (H)

Series at Bob Devaney Sports Center: Nebraska leads, 1-0.

Series at Recreation Hall: No games.

COLORADO STATE

Nebraska leads, 3-1

Year	Neb.	CSU	Year	Neb.	CSU
1947-48	67	47 (H)	1980-81	54	47 (H)
1970-71	69	65 (H)	Totals	241	217
1972-73*	51	57 (N)			

*—at Lexington, Ky.

Series at Bob Devaney Sports Center: Nebraska leads, 1-0.

Series at Moby Gym: No games.

AIR FORCE

Nebraska leads, 3-1

Year	Neb.	AFA	Year	Neb.	AFA
1959-60	68	54 (H)	1972-73*	57	53 (N)
1961-62	49	58 (A)	Totals	217	204
1962-63	43	39 (H)			

*—at Morgantown, W.Va.

Series at Bob Devaney Sports Center: No games.

Series at Cadet Fieldhouse: No games.

CORNELL

Nebraska leads, 1-0

Year	Neb.	CU
1955-56*	70	69 (N)

*—at Kansas City, Mo.

Series at Bob Devaney Sports Center: No games.

Series at Barton Hall: No games.

NORTHERN IOWA

Nebraska leads, 8-0

Year	Neb.	UNI	Year	Neb.	UNI	Year	Neb.	UNI
1948-49	63	52 (H)	1951-52	60	44 (H)	1970-71	95	71 (H)
1949-50	60	54 (H)	1960-61	78	68 (H)	1973-74	73	55 (H)
1950-51	63	55 (H)	1962-63	78	59 (H)	Totals	570	458

Series at Bob Devaney Sports Center: No games.

Series at UNI-Dome: No games.

SACRAMENTO STATE

Nebraska leads, 1-0

Year	Neb.	CSS
1978-79	91	56 (H)

Series in Bob Devaney Sports Center: Nebraska leads, 1-0.

ARKANSAS

Arkansas leads, 3-0

Year	Neb.	Ark.
1932-33	24	41 (H)
1946-47*	46	47 (N)
1980-81**	52	64 (N)
Totals	122	162


*—at Kansas City, Mo.


**—at Little Rock, Ark.

Series at Bob Devaney Sports Center: No games. Arkansas is 0-1 in Sports Center after losing to Kansas State, 71-53, in 1980 NCAA first-round game.

Series at Barnhill Arena: No games.







THE BIG EIGHT

COLORADO

Jan. 30, 1982—9:05 p.m. (CST)—Events Center—Boulder, Colo.

Feb. 24, 1982—7:35 p.m. (CST)—Bob Devaney Sports Center—Lincoln, Neb.



TOM APKE
Head Coach

School location: Boulder, Colo. 80309
Home court (capacity): Events Center (11,199—
Opened in 1979)
Nickname: Golden Buffaloes
Colors: Silver, Gold & Blue
Enrollment: 20,517
Conference: Big Eight
President: Dr. Arnold Weber
Athletic director: Eddie Crowder
Head coach: Tom Apke (Creighton, 1965) is 130-
64 in seven years as a head coach, and is in his
first year at CU.
Assistant coaches: Alvin Gentry (Appalachian
State, 1976); Randy Ecker (Creighton, 1978)
Basketball office phone: 303-492-6877
Best time for media to reach coach: 10 a.m.-1
p.m. (CST)
Sports information director: John Clagett (office
303-492-6128; home 303-444-1274)
Assistant SID: David Plati (home 303-449-7544)



VINCE KELLEY
Forward

1980-81 record: 16-12, 5-9 Big Eight, 6th

Returning lettermen (5): (starters in CAPS) JACQUES TUZ (f, 6-7, sr., 8.0 ppg, 3.5 rpg); JAY HUMPHRIES (g, 6-3, soph., 6.4, 2.1); VINCE KELLEY (f, 6-7, soph., 6.3, 3.8); Joe Washington (g, 6-2, sr., 4.4, 1.2); Curtis Rayford (g, 5-10, sr., 1.1, 0.8).

Lettermen lost (5): JO JO HUNTER (g, 6-3, 19-1, 2.5); JOE COOPER (c, 6-11, 10.5, 7.1); Craig Austin (c, 6-8, 6.3, 3.6); Brian Johnson (f, 6-8, 5.8, 5.2); Doug Worthington (f, 6-4, 3.2, 2.3).

Newcomers (4): Kevin Cornish (g, 6-5, jr.); Rob Gonzalez (f, 6-7, jr.); Billy Houston (g, 6-1, jr.); Billy Thompson (g, 6-5, fr.)

Series history: Colorado leads, 49-38, and won two of three meetings last year. CU won, 62-59, in Lincoln; NU won, 57-56, at Boulder; and CU won, 70-66, in Lincoln in the Big Eight Tourney.

1981-82 BUFFALOES SCHEDULE

Date	Opponent	Date	Opponent
Nov. 28	Midwestern State	Jan. 16	Kansas State
Dec. 1	at Baylor	Jan. 20	at Iowa State
Dec. 3	at Texas	Jan. 23	Oklahoma State
Dec. 5	Texas—El Paso	Jan. 27	at Kansas
Dec. 8	Tennessee	Jan. 30	Nebraska
Dec. 10	Wyoming	Feb. 3	at Missouri
Dec. 16	Washburn	Feb. 6	at Kansas State
Dec. 19	Colorado State	Feb. 10	Iowa State
Dec. 21-22	Rebel Roundup at Las Vegas, Nev.	Feb. 13	at Oklahoma
Dec. 28	at Cincinnati	Feb. 17	Kansas
Jan. 6	Wisconsin—Parkside	Feb. 20	at Oklahoma State
Jan. 9	Missouri	Feb. 24	at Nebraska
Jan. 13	Oklahoma	Mar. 2-6	Big Eight Tournament



IOWA STATE

Jan. 23, 1982—2:40 p.m. (CST)—Bob Devaney Sports Center—Lincoln, Neb.

Feb. 20, 1982—7:35 p.m. (CST)—Hilton Coliseum—Ames, Iowa



JOHNNY ORR
Head Coach

School location: Ames, Iowa 50011
Home court (capacity): Hilton Coliseum
 (14,020—Opened 1971)
Nickname: Cyclones
Colors: Cardinal & Gold
Enrollment: 23,486
Conference: Big Eight
President: Dr. W. Robert Parks
Athletic director: Louis G. McCullough
Head coach: Johnny Orr (Beloit) is 257-164 in 16 years as a head coach, 9-18 in one year at ISU.
Assistant coaches: Charles Harrison (Guilford), Gary Cook (Illinois Wesleyan)
Basketball office phone: 515-294-8232
Best time for media to reach coach: 9-11 a.m. (CST)
Sports information director: Butch Henry (office 515-294-3372; home 515-232-3243)
Assistant SID: Alan Schultz (home 515-292-1722)



ROBERT ESTES
Forward

1980-81 record: 9-18, 2-12 in Big Eight, 8th

Returning lettermen (8): (starters in CAPS) ROBERT ESTES (f, 6-6, sr., 14.9 ppg, 6.7 rpg); RON HARRIS (g-f, 6-3, soph., 13.7, 5.9); RON FALENSCHEK (c, 6-11, sr., 10.5, 5.6); John Kunnert (f-c, 6-6, sr., 4.7, 2.4); Malvin Warrick (g, 6-2, sr., 4.1, 2.2); Derrick Thomas (f, 6-6, sr., 1.9, 2.0); Doug Jones (f-c, 6-9, jr., 1.0, 1.2).

Lettermen lost (5): LEFTY MOORE (g, 5-9, 9.6, 2.1); Jon Ness (g, 6-2, 5.8, 1.1); CHARLES HARRIS (g, 6-2, 3.6, 1.5); Bill Buchanan (f, 6-6, 3.3, 2.7); Tony Rasheed (f, 6-5, 0.9, 0.4).

Newcomers (6): Paul Beene (g, 5-11, fr.); Raynal Harris (f, 6-6, fr.); Tom Peterson (f, 6-5, fr.); Lonzell Simmons (f, 6-5, fr.); Barry Stevens (f, 6-5, fr.); Wesley Wallace (g, 6-2, fr.).

Series History: Nebraska leads, 102-68, and won both meetings last year, 61-56 at Ames and 81-61 in Lincoln.

1981-82 CYCLONES SCHEDULE

Date	Opponent
Nov. 28	at Eastern Montana
Dec. 2	Southern Methodist
Dec. 5	South Dakota
Dec. 8	Iowa
Dec. 12	at Texas
Dec. 14	at Texas Christian
Dec. 19	at Drake
Dec. 26-29	Far West Classic at Portland, Ore.
Jan. 6	Northern Iowa
Jan. 9	St. Louis
Jan. 13	at Kansas State
Jan. 16	at Oklahoma
Jan. 20	Colorado

Date	Opponent
Jan. 23	at Nebraska
Jan. 27	Missouri
Jan. 30	at Oklahoma State
Feb. 3	Kansas
Feb. 6	Oklahoma
Feb. 10	at Colorado
Feb. 13	Kansas State
Feb. 17	at Missouri
Feb. 20	Nebraska
Feb. 24	Oklahoma State
Feb. 27	at Kansas
Mar. 2-6	Big Eight Tournament



KANSAS

Jan. 13, 1982—7:35 p.m. (CST)—Bob Devaney Sports Center—Lincoln, Neb.

Feb. 13, 1982—7:30 p.m. (CST)—Allen Fieldhouse—Lawrence, Kan.



TED OWENS
Head Coach

School location: Lawrence, Kan. 66044
Home court (capacity): Allen Fieldhouse (16,000—Opened 1955)
Nickname: Jayhawks
Colors: Crimson & Blue
Enrollment: 26,200
Conference: Big Eight
Chancellor: Gene Budig
Athletic director: Bob Marcum
Head coach: Ted Owens (Oklahoma, 1951) is 322-152 in 19 years as a head coach, all at Kansas.
Assistant coaches: Bob Hill (Bowling Green State, 1971), Jo Jo White (Kansas, 1969)
Basketball office phone: 913-864-3056
Best time for media to reach coach: 11 a.m.—noon
Sports information director: Sid Wilson (office 913-864-3417; home 913-841-4220)
Assistant SID: Dick O'Connor (home 913-749-1009)



TONY GUY
Guard

1980-81 record: 24-8, 9-5 in Big Eight, 2nd—tie

Returning lettermen (5): (starters in CAPS) TONY GUY, g. 6-6, sr., 15.8 ppg, 3.5 rpg; DAVID MAGLEY, f. 6-3, soph., 9.5, 5.5; Jeff Konek, g. 6-3, soph., 1.9, 0.2; Mark Summers, f. 6-6, jr., 1.5, 1.7; Kelly Knight, c. 6-9, soph.

Lettermen lost (5): DARNELL VALENTINE, g. 6-2, 15.6, 5.7; John Crawford, f. 6-8, 9.5, 5.5; VICTOR MITCHELL, c. 6-10, 8.1, 5.6; ART HOUSEY, c. 6-10, 7.5, 6.5; Booty Neal, g. 6-5, 7.4, 1.4.

Newcomers (5): Tad Boyle, g. 6-4, fr.; Jeff Dishman, f. 6-6, jr.; Mark Ewing, c. 6-9, jr.; Jackie Fluery, g. 6-3, jr.; Tyke Peacock, g. 6-0, jr.

Series history: Kansas leads, 118-57, after the two teams split last year, Nebraska won: 57-54, and Kansas won at Lawrence, 75-49.

1981-82 JAYHAWKS SCHEDULE

Date	Opponents	Date	Opponent
Nov. 28	North Carolina (@ Charlotte)	Jan. 23	at Kansas State
Nov. 30	Arizona State	Jan. 25	Alcorn State
Dec. 2	Texas Southern	Jan. 27	Colorado
Dec. 5	Michigan State	Jan. 30	Oklahoma
Dec. 7	Arizona	Feb. 3	at Iowa State
Dec. 12	Kentucky	Feb. 6	at Oklahoma State
Dec. 19	Southern Methodist	Feb. 9	Missouri
Dec. 28-29	ECAC Holiday Festival at New York	Feb. 13	Nebraska
Jan. 6	Evansville	Feb. 17	at Colorado
Jan. 9	Rollins	Feb. 20	Kansas State
Jan. 13	at Nebraska	Feb. 24	at Oklahoma
Jan. 16	Oklahoma State	Feb. 27	Iowa State
Jan. 20	at Missouri	Mar. 2-6	Big Eight Tourney



KANSAS STATE

Feb. 3, 1982—7:35 p.m. (CST)—Bob Devaney Sports Center—Lincoln, Neb.

Feb. 27, 1982—12:10 p.m. (CST)—Ahearn Fieldhouse—Manhattan, Kan.



JACK HARTMAN
Head Coach

School location: Manhattan, Kan. 66506
Home court (capacity): Ahearn Fieldhouse (11,220—Opened 1950)
Nickname: Wildcats
Colors: Purple & White
Enrollment: 19,300
Conference: Big Eight
President: Dr. Duane Acker
Athletic director: Dick Towers
Head coach: Jack Hartman (Oklahoma State, 1949) is 510-212 in 26 years as a head coach, 216-102 in 11 years at KSU.
Assistant coaches: Lon Kruger (Kansas State, 1974), Jim Eads (Northeastern State, 1967)
Basketball office phone: 913-532-6531
Best time for media to reach coach: 10 a.m.—noon
Sports information director: Glen Stone (office 913-532-6735; home 913-537-1077)
Assistant SID: Mark Adams (home 913-539-7956)



ED NEALY
Center

1980-81 record: 24-9, 9-5 in Big Eight, 2nd—tie

Returning lettermen (7): (starters in CAPS) RANDY REED (f, 6-7, sr., 12.1 ppg, 4.7 rpg); TYRONE ADAMS (f, 6-6, sr., 11.5, 4.3); ED NEALY (c, 6-7, sr., 11.0, 9.1); TIM JANKOVICH (g, 6-0, sr., 7.3, 1.2); Eduardo Galvao (g, 6-5, jr., 4.3, 1.6); Les Craft (c, 6-10, jr., 3.6, 2.1); Greg Prudhoe (c, 6-11, sr., 2.0, 2.0).

Lettermen lost (3): ROLANDO BLACKMAN (g, 6-6, 15.0, 5.0); Fred Barton (g, 6-2, 2.3, 1.1); Steve Reid (g, 5-11, 2.2, 0.3).

Newcomers (6): Neal Degner (f-c, 6-9½, fr.); Eddie Elder (f, 6-8, fr.); Parker Lakota (f, 6-7, fr.); Greg Livingston (g, 6-3, fr.); Lafayette Watkins (f-g, 6-6, fr.); Kenny Williams (g, 6-4, fr.).

Series history: Kansas State leads, 90-65. The teams split two meetings last year, Nebraska winning, 59-49 in Lincoln, and Kansas State winning at Manhattan, 66-49.

1981-82 WILDCATS SCHEDULE

Date	Opponent	Date	Opponent
Nov. 28	Northern Iowa	Jan. 20	Oklahoma
Nov. 30	South Dakota	Jan. 23	Kansas
Dec. 3	Auburn—Montgomery	Jan. 27	at Oklahoma State
Dec. 5	at Illinois	Jan. 30	Missouri
Dec. 9	Arizona	Feb. 3	at Nebraska
Dec. 12	Wisconsin—Parkside	Feb. 6	Colorado
Dec. 19	at Indiana	Feb. 10	at Oklahoma
Dec. 21	Minnesota	Feb. 13	at Iowa State
Dec. 30	Southern Illinois	Feb. 17	Oklahoma State
Jan. 4	Nevada—Las Vegas	Feb. 20	at Kansas
Jan. 6	Marquette	Feb. 24	at Missouri
Jan. 9	Western Illinois	Feb. 27	Nebraska
Jan. 13	Iowa State	Mar. 2-6	Big Eight Tournament
Jan. 16	at Colorado		



MISSOURI

Jan. 16, 1982—7:35 p.m. (CST)—Bob Devaney Sports Center—Lincoln, Neb.

Feb. 6, 1982—8:05 p.m. (CST)—Hearnes Center—Columbia, Mo.



NORM STEWART
Head Coach

School location: Columbia, Mo. 65205
Home court (capacity): Hearnes Center
 (12,906—Opened 1972)
Nickname: Tigers
Colors: Old Gold & Black
Enrollment: 24,800
Conference: Big Eight
Chancellor: Dr. Barbara S. Uehling
Athletic director: Dave Hart
Head coach: Norm Stewart (Missouri, 1956) is
 346-184 in 20 years as a head coach, 249-142
 in 14 years at Missouri.
Assistant coaches: Rich Grawler (Rockhurst,
 1965), Gene Jones (Missouri, 1968)
Basketball office phone: 314-882-6501 x220
Best time for media to reach coach: mornings
Sports information director: Bill Callahan
 (office 314-882-6501 x210; home 314-442-
 5826).
Assistant SID: Bob Brendel (home 314-445-
 6808)



RICKY FRAZIER
Forward

1980-81 record: 22-10, 10-4 in Big Eight, 1st

Returning lettermen (7): (starters in CAPS) RICKY FRAZIER (f, 6-6, sr., 16.3 ppg, 6.5 rpg); JON SUNDVOLD (g, 6-2, jr., 13.8, 1.7); STEVE STIPANOVICH (c, 6-11, fr., 12.7, 7.4); Mark Dressler (f, 6-6, jr., 9.2, 3.6 in 1979-80); Marvin McCrary (f, 6-4, sr., 5.6, 3.7); Ron Jones (f, 6-4, soph., 3.4, 1.9); Barry Laurie (g, 6-1, jr., 1.0, 0.4).

Lettermen lost (4): CURTIS BERRY (f, 6-8, 13.3, 8.1); SHAWN TEAGUE (g, 6-1, 3.5, 1.5); Carl Amos (f, 6-9, 2.7, 2.8); Mike Foster (g, 6-3, 1.0, 0.7).

Newcomers (4): Prince Bridges (g, 6-1, soph.); Greg Cavener (f, 6-9, fr.); Mark Sparks (f, 6-8, fr.); Michael Walker (g, 6-4, jr.).

Series history: Missouri leads, 79-69. The teams split two games last year, Nebraska won, 66-53, in Lincoln, and Missouri won, 55-45, at Columbia.

1981-82 TIGERS SCHEDULE

Date	Opponent	Date	Opponent
Dec. 1	Alcorn State	Jan. 23	Oklahoma
Dec. 4-5	Show-Me Classic	Jan. 27	at Iowa State
Dec. 8	Illinois (@ St. Louis)	Jan. 30	at Kansas State
Dec. 12	Baylor	Feb. 3	Colorado
Dec. 21	Youngstown State	Feb. 6	Nebraska
Dec. 27-28	Winston Tire Holiday at Los Angeles	Feb. 9	at Kansas
Jan. 2	Notre Dame (@ Kansas City)	Feb. 13	at Oklahoma State
Jan. 6	Austin Peay State	Feb. 16	Iowa State
Jan. 9	at Colorado	Feb. 18	at Oklahoma
Jan. 13	Oklahoma State	Feb. 20	at Georgetown
Jan. 16	at Nebraska	Feb. 24	Kansas State
Jan. 17	Louisville (@ St. Louis)	Mar. 2-6	Big Eight Tournament
Jan. 20	Kansas		



OKLAHOMA

Jan. 27, 1982—7:35 p.m. (CST)—Lloyd Noble Arena—Norman, Okla.

Feb. 15, 1982—7:35 p.m. (CST)—Bob Devaney Sports Center—Lincoln, Neb.



BILLY TUBBS
Head Coach

School location: Norman, Okla. 73019
Home court (capacity): Lloyd Noble Arena
 (10,871—Opened 1975)
Nickname: Sooners
Colors: Crimson & Cream
Enrollment: 21,500
Conference: Big Eight
President: William S. Banowsky
Athletic director: Wade H. Walker
Head coach: Billy Tubbs (Lamar, 1957) is 115-88
 in his eighth year as a head coach, 9-18 in his
 second year at OU
Assistant coaches: John Carter (Houston, 1965),
 Mike Newell (Sam Houston State, 1973)
Basketball office phone: 405-325-6511 x301
Best time for media to reach coach: 9 a.m.-noon
Sports information director: Mike Treps (office:
 405-325-6511 x225; home 405-364-9392)
Assistant SID: Jeff Seal (office 405-325-6511
 x228; home 405-329-6203)



RAYMOND WHITLEY
Guard

1979-80 record: 9-18, 4-10 in Big Eight, 7th

Returning lettermen (6): (starters in CAPS) CHUCK BARNETT, f-g, 6-4, jr., 18.4 ppg, 5.7 rpg; Raymond Whitley, g, 6-3, sr., 13.1, 2.0 in 1979-80; LES PACE, f, 6-7, sr., 10.2, 8.0; BO OVERTON, g, 6-3, jr., 9.7, 2.8; Larry Hendrix, f, 6-9, sr., 6.0, 2.9; Randy Samuels, f, 6-6, soph., 3.8, 2.6.

Lettermen lost (5): STEVE BAJEMA, f, 6-7, 11.9, 8.4; TODD CHAMBERS, g, 6-4, 7.7, 2.0; Bennie Goldwire, g, 6-3, 9.0, 3.2; John Grammer, g, 6-2, 3.2, 0.9; Kyle Dodd, f, 6-9, 0.0, 0.0.

Newcomers (9): Darryl Allen, f, 6-7, jr.; Shawn Clark, g, 6-3, fr.; Don Gandy, g-f, 6-4, jr.; Charles Jones, c, 6-10, jr.; David Little, f, 6-7, jr.; Jan Pannell, g, 6-1, soph.; Calvin Pierce, f, 6-6, soph.; Dan Schmidt, f, 6-6, fr.; William Tisdale, g-f, 6-4, fr.

Series history: Oklahoma leads, 69-67, but Nebraska won both games last year, 71-59 at Norman, and 90-63 in Lincoln.

1981-82 SOONERS SCHEDULE

Date	Opponent	Date	Opponent
Nov. 30	SW Texas State	Jan. 23	at Missouri
Dec. 5	SW Missouri State	Jan. 27	Nebraska
Dec. 7	Sam Houston State	Jan. 30	at Kansas
Dec. 12	Purdue	Feb. 3	Oklahoma State
Dec. 14	Pan American	Feb. 6	at Iowa State
Dec. 23	at Oklahoma City	Feb. 10	Kansas State
Dec. 26-29	All-College Tournament at Oklahoma City	Feb. 13	Colorado
Jan. 2	at Tulsa	Feb. 15	at Nebraska
Jan. 6	South Alabama	Feb. 18	Missouri
Jan. 9	Wisconsin-Parkside	Feb. 24	Kansas
Jan. 13	at Colorado	Feb. 27	at Oklahoma State
Jan. 16	Iowa State	Mar. 2-6	Big Eight Tournament
Jan. 20	at Kansas State		



OKLAHOMA STATE

Jan. 20, 1982—TBA—Gallagher Hall—Stillwater, Okla.

Feb. 10, 1982—2:40 p.m. (CST)—Bob Devaney Sports Center—Lincoln, Neb.



PAUL HANSEN
Head Coach

School Location: Stillwater, Okla. 74074
Home court (capacity): Gallagher Hall (6,040—
 Opened 1939)
Nickname: Cowboys
Colors: Orange & Black
Enrollment: 22,472
Conference: Big Eight
President: Dr. Lawrence Boger
Athletic director: Dr. Richard A. Young
Head coach: Paul Hansen (Oklahoma City,
 1951) 110-105 in nine years as a head coach,
 28-26 in two years at OSU.
Assistant coaches: Wayne Ballard (Houston,
 1966), Ken Turner (SW Oklahoma State, 1972)
Basketball office phone: 405-624-5845
Best time for media to reach coach: Mornings
Sports information director: Pat Quinn (office
 405-624-5749; home 405-377-4654)
Assistant SID: Tim Allen (home 405-372-0372)



LEROY COMBS
Forward-Center

1980-81 record: 18-9, 8-6 in Big Eight, 5th

Returning lettermen (11): (starters in CAPS) MATT CLARK (g. 6-3, jr., 17.3 ppg, 5.4 rpg); LEROY COMBS (f.-c. 6-8, jr., 16.4, 8.2); RICKY JACOBS (f. 6-5, sr., 10.3, 6.2); EDDIE HANNON (g. 6-0, sr., 8.0, 2.3); RAYMOND CRENSHAW (f. 6-7, soph., 5.0, 3.5); Lorenza Andrews (g. 6-3, jr., 4.7, 1.9); Tracy Penn (g. 6-0, soph., 3.3, 1.0); Craig Stunkel (f. 6-6, sr., 2.5, 1.1); Brad Livingstone (c. 6-10, sr., 1.8, 1.3); Kim Shaham (g. 6-1, sr., 1.5, 0.8); Jon Phelps (f.-c. 6-9, sr., 0.3, 0.1).

Lettermen lost (3): Randy Wright (g. 6-3, 8.1, 1.6); Dickey Nutt (g. 6-3, 3.6, 0.9); Mark Connolly (f. 6-6, 2.6, 2.6).

Newcomers (3): Joe Atkinson (f. 6-7, fr.); R.C. Buford (f. 6-5, jr.); Bill Self (g. 6-3, fr.).

Series History: Nebraska leads, 40-26, and the two teams split two games last year. OSU won, 81-70, in Stillwater, and Nebraska won, 62-54, before a Sports Center record crowd of 15,038 in Lincoln.

1981-82 COWBOYS SCHEDULE

Date	Opponent	Date	Opponent
Nov. 28	Arkansas—Monticello	Jan. 23	at Colorado
Nov. 30	East Central Oklahoma	Jan. 27	Kansas State
Dec. 2	at Oral Roberts	Jan. 30	Iowa State
Dec. 5	Colorado State	Feb. 3	at Oklahoma
Dec. 8	Tulsa	Feb. 6	Kansas
Dec. 11-12	Marshall Tourney at Huntington, W Va.	Feb. 10	at Nebraska
Dec. 18-19	Sun Bowl Tourney at El Paso, Texas	Feb. 13	Missouri
Dec. 21	Cleveland State	Feb. 17	at Kansas State
Jan. 9	at New Orleans	Feb. 20	Colorado
Jan. 11	at Texas—Arlington	Feb. 24	at Iowa State
Jan. 13	at Missouri	Feb. 27	Oklahoma
Jan. 16	at Kansas	Mar. 2-6	Big Eight Tournament
Jan. 20	Nebraska		



BIG EIGHT SERIES HISTORY

Key: (H)—Home Games, (A)—Away, (B)—Big Eight Holiday Tournament, (OT)—Overtime

Iowa State

Nebraska leads, 102-68

Series at Bob Devaney Sports Center: Nebraska leads, 3-2.

Series at Hilton Coliseum: Nebraska leads, 6-4.

Year	Neb.	ISU	Year	Neb.	ISU	Year	Neb.	ISU
1908-09	42	20	1930-31	31	19 (H)	1956-57	69	89 (B)
	40	21		28	42 (A)		47	59 (A)
	16	22	1931-32	28	24 (A)		67	58 (H)
	31	17		32	33 (H)	1957-58	51	61 (B)
1909-10	24	21	1932-33	25	30 (H)		52	57 (H)
	29	26		43	16 (A)		63	78 (A)
	23	34	1933-34	37	31 (A)	1958-59	52	49 (H)
	17	18		26	21 (H)		56	59 (A)
1910-11	41	20	1934-35	32	31 (H)	1959-60	53	57 (A)
	31	33		14	22 (A)		69	49 (H)
	27	31	1935-36	40	41 (A)	1960-61	58	66 (H)
	22	19		49	20 (H)		62	68 (A)
1911-12	33	12	1936-37	45	33 (H)	1961-62	72	84 (A)
	40	14		48	31 (A)		66	79 (H)
	31	21	1937-38	35	32 (A)	1962-63	68	62 (B)
	31	12		50	23 (H)		69	83 (A)
1912-13	29	12	1938-39	51	44 (H)		54	75 (H)
	16	10		28	41 (A)	1963-64	55	52 (A)
	28	8	1939-40	44	28 (H)		57	55 (H)
	24	12		33	40 (A)	1964-65	62	69 (B)
1913-14	15	9	1940-41	38	35 (A)		88	79 (H)
	16	3		41	36 (H)		69	65 (A)
	24	16	1941-42	33	39 (A)	1965-66	76	74 (A)
	41	13		39	31 (H)		81	70 (H)
1914-15	32	15	1942-43	38	50 (A)	1966-67	94	82 (H)
	25	12		51	36 (H)		76	55 (A)
	24	12	1943-44	24	56 (H)	1967-68	70	85 (A)
	11	25		37	58 (A)	(ot)	92	93 (H)
1915-16	35	21	1944-45	38	50 (H)	1968-69 (ot)	93	99 (A)
	31	14		45	47 (A)	(ot)	74	75 (H)
	23	14	1945-46	39	57 (A)	1969-70	74	66 (B)
	29	17		45	57 (H)		70	72 (A)
1916-17	7	19	1946-47	54	51 (B)		87	81 (H)
	17	24		44	61 (A)	1970-71	84	62 (H)
	22	24		54	56 (H)		89	67 (A)
	24	21	1947-48	44	55 (A)	1971-72	76	71 (H)
1920-21	30	38		62	57 (H)		67	76 (A)
	33	16	1948-49	71	50 (H)	1972-73	64	75 (B)
	37	11		44	41 (A)		60	81 (A)
1921-22	21	14	1949-50	85	67 (B)		76	82 (H)
	7	26		64	46 (H)	1973-74 (3ot)	91	88 (H)
1922-23	21	15		56	54 (A)		58	76 (A)
	17	21	1950-51	51	49 (H)	1974-75	75	62 (H)
1923-24	18	16		51	67 (A)		69	82 (A)
	27	14	1951-52	66	75 (B)	1975-76	66	56 (A)
1924-25	37	17 (H)		72	78 (A)		82	66 (H)
	28	13 (A)		75	53 (H)	1976-77	75	55 (B)
1925-26	18	13 (H)	1952-53	83	79 (B)		49	48 (A)
	27	12 (A)		60	78 (H)		66	51 (H)
1926-27	35	19		66	93 (A)	1977-78	59	65 (H)
	24	26	1953-54	74	60 (A)		62	56 (A)
1927-28	37	26 (H)		78	65 (H)	1978-79	72	68 (A)
	32	26 (A)	1954-55	76	63 (H)		46	48 (H)
1928-29	45	39 (H)		75	82 (A)	1979-80	58	50 (A)
	33	37 (A)	1955-56 (ot)	69	71 (H)		69	65 (H)
1929-30	32	22 (A)		74	94 (A)	1980-81	61	56 (A)
	52	50 (H)					81	61 (H)
						Totals	8.133	7.682

Colorado

Series at Bob Devaney Sports Center: Tied, 3-3.

Series at Events Center: Nebraska leads, 2-0.

Year	Neb.	C.U.	Year	Neb.	C.U.
1902-03	28	12	1958-59	50	54 (B)
1919-20	27	16		50	57 (H)
	24	17		62	61 (H)
1937-38	29	18 (H)	1959-60	55	64 (B)
1947-48	59	55 (A)		57	62 (A)
	58	53 (H)	1960-61	65	58 (H)
1948-49	45	43 (H)		65	61 (H)
	56	45 (A)		1	0 (A)
1949-50	57	67 (B)	1961-62	56	58 (H)
	59	72 (A)		63	74 (A)
1950-51	59	49 (H)	1962-63	47	59 (B)
	45	51 (A)		47	75 (H)
	58	45 (H)		51	80 (A)
1951-52	63	68 (B)	1963-64	58	80 (B)
	63	61 (H)		52	60 (H)
	65	67 (A)	1964-65	73	89 (A)
1952-53	53	67 (B)		62	70 (B)
	80	65 (A)		52	67 (A)
	76	86 (H)	1965-66	66	59 (H)
1953-54	67	75 (H)		70	63 (H)
	58	83 (A)	1966-67	88	95 (A)
1954-55	47	89 (B)		66	73 (B)
	84	77 (H)		84	80 (H)
	66	77 (A)	1967-68	57	64 (A)
1955-56	63	78 (H)		87	73 (H)
	52	77 (H)	1968-69	73	76 (A)
1956-57	74	52 (H)		81	83 (A)
	56	60 (A)	1969-70	79	65 (H)
1957-58	50	41 (H)		60	72 (B)
	52	54 (A)		60	58 (H)
				59	76 (A)

*Colorado forfeit—NCAA Ruling.

**Big Eight Postseason Tournament.

Oklahoma State

Series at Bob Devaney Sports Center: Nebraska leads, 6-0.

Series at Gallagher Hall: Oklahoma State leads, 14-9.

Year	Neb.	OSU	Year	Neb.	OSU
1926-27	24	27 (A)	1964-65	61	74 (B)
	35	25 (H)		54	93 (A)
1927-28	21	32 (H)		53	55 (H)
	43	47 (A)	1965-66	45	41 (A)
1935-36*	19	36		85	64 (H)
1947-48	46	47 (B)	1966-67	73	64 (B)
1948-49**	35	52		67	57 (A)
1958-59	55	48 (B)		88	71 (H)
	47	44 (H)	1967-68	48	46 (B)
	39	54 (A)		63	62 (A)
1959-60	47	52 (A)		42	73 (H)
	54	47 (H)	1968-69	52	76 (H)
1960-61	70	61 (B)		63	72 (A)
	47	55 (A)	1969-70	58	81 (A)
	61	65 (H)		61	55 (H)
1961-62	52	51 (B)	1970-71	71	58 (B)
	57	56 (H)		80	59 (H)
	64	65 (A)		57	55 (A)
1962-63	41	51 (A)	1971-72	64	56 (B)
	49	48 (H)		73	59 (H)
1963-64	54	53 (H)	1972-73	64	63 (A)
	45	81 (A)		73	75 (B)
				55	68 (H)
				76	64 (A)

*Pre-Olympic at Kansas City, Mo.

**NCAA Playoff at Kansas City, Mo.

***Big Eight Postseason Tournament.

Colorado leads, 49-38

Nebraska leads, 40-26

Year	Neb.	C.U.	Year	Neb.	C.U.
1970-71	77	67 (B)		77	67 (B)
	65	63 (A)		65	63 (A)
	85	71 (H)		85	71 (H)
1971-72	67	55 (H)		67	55 (H)
	57	67 (A)		57	67 (A)
1972-73	59	67 (A)		59	67 (A)
	63	71 (A)		63	71 (A)
1973-74	64	65 (A)		64	65 (A)
	65	42 (H)		65	42 (H)
1974-75	85	59 (H)		85	59 (H)
	61	62 (A)		61	62 (A)
1975-76	66	64 (A)		66	64 (A)
	80	61 (H)		80	61 (H)
1976-77	50	55 (B)		50	55 (B)
	69	54 (H)		69	54 (H)
	73	62 (A)		73	62 (A)
1977-78	64	73 (A)		64	73 (A)
	86	75 (H)		86	75 (H)
1978-79	61	74 (B)		61	74 (B)
	61	64 (A)		61	64 (A)
	79	52 (H)		79	52 (H)
1979-80	33	44 (A)		33	44 (A)
	55	56 (H)		55	56 (H)
1980-81	59	62 (H)		59	62 (H)
	57	56 (A)		57	56 (A)
	**60	76 (H)		**60	76 (H)
Totals	5,281	5,403			

Kansas State

Kansas State leads, 90-65

Series at Bob Devaney Sports Center: Nebraska leads, 4-1. Kansas State is 2-5 overall, including a 71-53 win over Arkansas and a 71-69 overtime loss to Louisville in the first two round of the 1980 NCAA Tournament.

Series at Ahearn Fieldhouse: Kansas State leads, 27-5.

Year	Neb.	KSU	Year	Neb.	KSU	Year	Neb.	KSU
1905-06	50	14	1940-41	33	23 (H)	1962-63	53	66 (A)
1907-08	36	18		32	35 (A)		60	72 (H)
1908-09	38	31	1941-42	44	38 (H)	1963-64	78	100 (B)
1909-10	16	27		35	38 (A)		66	73 (H)
	17	28	1942-43	41	32 (A)		48	50 (A)
1911-12	26	25	(ot)	50	47 (H)	1964-65	62	57 (A)
1912-13	27	16	1943-44	54	47 (H)		67	79 (H)
1914-15	26	19		37	40 (A)	1965-66	82	71 (A)
	26	20	1944-45*	46	49		79	69 (H)
1915-16	21	20		48	70 (A)	1966-67	81	98 (B)
	26	25		47	55 (H)		67	59 (A)
1916-17	13	45	1945-46*	62	47		79	71 (H)
	10	34		44	37 (H)	1967-68	66	62 (B)
1917-18	31	23		49	54 (A)		62	78 (A)
	16	26	1946-47	54	63 (A)		92	68 (H)
1918-19	32	34		54	50 (H)	1968-69	72	95 (A)
	21	30	1947-48	45	64 (H)		88	71 (H)
1921-22	25	24		49	56 (A)	1969-70	64	71 (H)
	21	13	1948-49	34	48 (B)		62	79 (A)
1922-23	21	15		70	48 (H)	1970-71	69	70 (A)
	14	17		28	53 (A)		87	71 (H)
1923-24	27	14	1949-50	65	63 (H)	1971-72	61	60 (H)
	23	26		60	63 (A)	(ot)	76	81 (A)
1924-25	23	11 (A)	1950-51	53	72 (B)	1972-73	55	82 (H)
	32	20 (H)		50	79 (H)		70	97 (A)
1925-26	26	41 (A)		48	74 (A)	1973-74	47	68 (B)
	21	28 (H)	1951-52	67	87 (B)		65	73 (H)
1926-27	23	34		36	71 (A)		58	54 (A)
	26	24		60	75 (H)	1974-75	63	80 (B)
1927-28	24	29 (H)	1952-53	80	67 (H)		74	61 (H)
	22	28 (A)		80	108 (A)		64	65 (A)
1928-29	21	30 (A)	1953-54	78	74 (B)	1975-76	65	59 (A)
	62	45 (H)		88	75 (H)		53	65 (H)
1929-30	41	39 (A)		70	91 (A)	1976-77	52	57 (H)
	42	46 (H)	1954-55	69	59 (H)		62	67 (A)
1930-31	37	31 (A)		62	79 (A)	1977-78	60	69 (B)
	30	32 (H)	1955-56	51	79 (B)		77	63 (A)
1931-32	20	32 (A)		52	66 (H)		63	50 (H)
	32	26 (H)		50	73 (A)	1978-79	55	53 (H)
1932-33	31	25 (H)	1956-57	53	89 (A)		46	56 (A)
	30	36 (A)		56	81 (H)	(2ot)**	60	61 (A)
1933-34	24	25 (A)	1957-58	57	88 (B)	(2ot)	64	66 (A)
	38	31 (H)		59	74 (A)		70	58 (H)
1934-35	41	47 (A)		55	48 (H)	**	59	60 (A)
	28	21 (H)	1958-59	43	50 (H)	1980-81	59	49 (H)
1935-36	43	30 (H)		54	76 (A)		49	66 (A)
	40	32 (A)	1959-60	63	71 (B)	Totals	7,590	8,202
1936-37	41	38 (A)		70	60 (H)			
	40	37 (H)		74	83 (A)			
1937-38	46	32 (H)	1960-61	67	77 (H)			
	29	41 (A)		56	75 (A)			
1938-39	38	43 (A)	1961-62	48	60 (B)			
	42	34 (H)		53	72 (A)			
1939-40	25	32 (A)		60	84 (H)			
	61	28 (H)						

*at Kansas City, Mo.

**Big Eight Postseason Tournament.

Missouri

Missouri leads, 79-69

Series at Bob Devaney Sports Center: Nebraska leads, 4-1.

Series at Harnes Center: Missouri leads, 9-1.

Year	Neb.	M.U.	Year	Neb.	M.U.	Year	Neb.	M.U.
1907-08	43	31	1940-41	40	29 (H)	1961-62	65	63 (A)
1908-09	24	26		38	36 (A)		63	81 (H)
1910-11	26	39	1941-42	51	45 (H)	1962-63	61	69 (H)
	19	16		41	40 (A)		72	84 (A)
	30	23	1942-43	39	36 (A)	1963-64	74	69 (H)
	20	23		56	50 (H)		60	78 (A)
1916-17	16	18	1943-44	32	36 (H)	1964-65	74	92 (H)
	7	18		29	44 (A)		66	84 (A)
1917-18	8	16	1944-45	41	47 (H)	1965-66 (ot)	69	67 (B)
1918-19	35	25		54	55 (A)		82	60 (H)
	28	13	1945-46*	54	63 (A)		71	53 (A)
	28	26		44	42 (A)	1966-67	99	82 (H)
	21	14		42	39 (H)		80	73 (A)
1921-22	31	46	1946-47	41	47 (A)	1967-68	75	66 (H)
	16	55		49	60 (H)		70	91 (A)
1922-23	18	33	1947-48	46	44 (B)	1968-69	76	70 (B)
	23	39		54	66 (H)		87	71 (H)
1923-24	24	18		41	47 (A)		60	79 (A)
	31	11	1948-49	50	52 (B)	1969-70	60	48 (H)
1924-25	20	25 (A)		47	46 (H)		63	80 (A)
	24	21 (H)		52	48 (A)	1970-71	81	72 (H)
1925-26	24	26 (H)	1949-50	50	41 (H)		65	77 (A)
	22	24 (A)		55	48 (A)	1971-72	64	76 (B)
1926-27	35	23	1950-51	54	52 (B)		65	80 (A)
	27	22		54	52 (H)		54	61 (H)
1927-28	15	36 (A)		57	68 (A)	1972-73	65	78 (H)
	36	26 (H)	1951-52	55	60 (H)		70	86 (A)
1928-29	25	30 (H)		53	68 (A)	1973-74	75	58 (H)
	39	33 (A)	1952-53	73	62 (H)		88	87 (A)
1929-30	21	27 (A)		59	66 (A)	1974-75	74	88 (A)
	34	31 (H)	1953-54	57	72 (B)		80	77 (H)
1930-31	42	32 (H)		80	72 (H)	1975-76	57	62 (H)
	20	33 (A)		67	82 (A)	(ot)	84	95 (A)
1931-32	18	30 (A)	1954-55	58	75 (B)	1976-77	63	76 (A)
	28	32 (H)		59	67 (A)		60	58 (H)
1932-33	33	37 (A)		73	76 (H)	1977-78	56	55 (H)
	31	39 (H)	1955-56	66	71 (B)		52	74 (A)
1933-34	26	36 (A)		83	77 (H)		**58	61 (A)
	34	27 (H)		80	88 (A)	1978-79 (ot)	58	56 (B)
1934-35	31	32 (A)	1956-57	70	65 (B)		60	76 (A)
	21	23 (H)		84	65 (A)		76	64 (H)
1935-36	31	26 (H)		53	49 (H)	1979-80	63	84 (H)
	43	33 (A)	1957-58	54	55 (A)		60	73 (A)
1936-37	31	22 (A)		67	62 (H)	1980-81	66	53 (H)
	50	21 (H)	1958-59	81	69 (H)		45	55 (A)
1937-38	18	27 (H)		81	79 (A)	Totals	7,533	7,654
	30	38 (A)	1959-60	78	67 (B)			
1938-39	41	54 (A)		61	69 (A)			
	36	46 (H)		64	59 (H)			
1939-40	33	46 (A)	1960-61	90	72 (B)			
	40	41 (H)		62	48 (H)			
				76	97 (A)			

*at Kansas City, Mo.

**Big Eight Postseason Tournament.

Oklahoma

Oklahoma leads, 69-67

Series at Bob Devaney Sports Center: Nebraska leads, 4-2.

Series at Lloyd Noble Arena: Oklahoma leads, 4-2.

Year	Neb.	O.U.	Year	Neb.	O.U.	Year	Neb.	O.U.
1920-21	34	20	1945-46	48	70 (A)	1965-66	92	79 (B)
	32	21		44	51 (H)		86	78 (H)
1921-22	21	29	1946-47	52	63 (B)		85	81 (A)
	39	34		44	41 (H)	1966-67	87	99 (A)
1922-23	25	19		49	63 (A)		97	78 (H)
	25	31	1947-48	57	79 (A)	1967-68	75	65 (B)
1923-24	35	21		74	81 (H)		110	90 (H)
	20	32	1948-49	45	47 (A)		89	83 (A)
1924-25	23	18 (A)		49	56 (H)	1968-69	70	47 (B)
	31	17 (H)		*57	56		90	83 (H)
1926-27	37	29	1949-50	57	55 (A)		70	64 (A)
	36	26		48	64 (H)	1969-70	70	60 (A)
1927-28	36	38 (H)	1950-51	49	72 (A)		79	66 (H)
	28	43 (A)		46	44 (H)	1970-71	67	79 (A)
1928-29	20	29 (A)	1951-52	67	66 (H)		56	65 (H)
	34	39 (H)		59	65 (A)	1971-72	84	68 (B)
1929-30	35	30 (H)	1952-53	59	53 (A)		77	70 (H)
	47	37 (A)		70	78 (H)		70	72 (A)
1930-31	36	30 (A)	1953-43	70	86 (B)	1972-73	74	67 (H)
	41	30 (H)		76	72 (H)		59	67 (A)
1931-32	34	37 (H)		68	76 (A)	1973-74	63	58 (H)
	32	46 (A)	1954-55	75	67 (H)		68	85 (A)
1932-33	35	39 (A)		76	78 (A)	1974-75	75	64 (B)
	27	38 (H)	1955-56 (ot)	68	61 (A)		68	61 (A)
1933-34	36	44 (H)	(ot)	64	63 (H)	(ot)	57	65 (H)
	23	53 (A)	1956-57	53	55 (A)	1975-76	75	53 (B)
1934-35	32	38 (A)		64	55 (H)		68	67 (H)
	32	24 (H)	1957-58	57	54 (H)		60	65 (A)
1935-36	40	33 (A)		39	66 (A)	1976-77	66	56 (B)
	55	28 (H)	1958-59	60	43 (B)		58	65 (H)
1936-37	31	34 (H)		48	54 (A)		62	72 (A)
	33	29 (A)		54	65 (H)	1977-78	75	68 (B)
1937-38	48	50 (A)	1959-60	54	63 (A)		78	64 (A)
	52	42 (H)		49	50 (H)		68	74 (H)
1938-39	39	56 (A)	1960-61	58	69 (A)	1978-79	69	53 (B)
	45	53 (H)		83	61 (H)		74	56 (H)
1939-40	41	56 (H)	1961-62	57	56 (H)		58	79 (A)
	28	45 (A)		71	69 (A)	1979-80	59	58 (H)
1940-41	29	40 (H)	1962-63	93	86 (B)		60	78 (A)
	43	42 (A)		77	84 (A)		**75	68 (H)
1941-42	29	37 (A)		75	77 (H)	1980-81	71	59 (A)
	41	46 (H)	1963-63	66	75 (B)		90	63 (H)
1942-43	32	56 (H)		76	69 (H)	Totals	7,583	7,668
	48	65 (A)	1964-65	76	82 (A)			
1943-44	35	45 (A)		82	89 (A)			
	32	43 (H)		67	63 (H)			
1944-45	37	44 (H)						
	45	48 (A)						

*NCAA Playoff at Kansas City, Mo.

**Big Eight Postseason Tournament.

Kansas

Kansas leads, 118-57

Series at Bob Devaney Sports Center: Nebraska leads, 5-0.

Series at Allen Field House: Kansas leads, 22-5.

Year	Neb.	K.U.	Year	Neb.	K.U.	Year	Neb.	K.U.
1899-1900	48	8 (H)	1931-32	31	34 (H)	1959-60	47	60 (H)
1901-02	35	29 (A)		19	51 (A)		74	79 (A)
1902-03	23	19 (H)	1932-33	29	32 (A)	1960-61	53	78 (B)
1905-06	17	37 (H)		20	34 (H)		33	38 (H)
1906-07	32	19 (A)	1933-34	24	21 (H)		69	68 (A)
1907-08	20	17 (A)		24	25 (A)	1961-62	68	69 (B)
	23	21 (A)	1934-35	21	32 (A)		69	67 (A)
	26	28 (H)		24	32 (H)		70	73 (H)
	25	28 (H)	1935-36	23	45 (A)	1962-63	53	72 (A)
1908-09	17	36 (A)		36	43 (H)		39	45 (H)
	13	48 (A)	1936-37	22	27 (A)	1963-64	48	74 (A)
	13	18 (H)		37	32 (H)		55	64 (H)
	*22	28	1937-38	33	48 (A)	1964-65	56	66 (H)
	*15	24		47	50 (H)		62	71 (A)
	32	29 (A)	1938-39	48	37 (H)	1965-66	61	71 (B)
1909-10	17	33 (A)		46	49 (A)		83	75 (H)
	16	40 (A)	1939-40	24	40 (A)		73	110 (A)
	20	40 (H)		41	48 (H)	1966-67	58	84 (A)
	13	40 (H)	1940-41	38	44 (A)		57	64 (H)
1910-11	15	11 (A)		53	55 (H)	1967-68	60	71 (A)
	12	37 (A)	1941-42	32	51 (H)		76	69 (H)
	34	24 (H)		30	58 (A)	1968-69	56	82 (B)
	38	26 (A)	1942-43	24	56 (H)		52	56 (H)
1911-12	30	26 (A)		33	52 (A)		73	79 (A)
	49	21 (H)	1943-44	27	51 (A)	1969-70	78	73 (B)
	29	28 (H)		47	56 (H)		84	73 (H)
	30	27 (A)	1944-45	33	48 (A)		87	100 (A)
1912-13	40	26 (H)		59	45 (H)	1970-71	52	72 (B)
	18	16 (A)	1945-46	44	56 (H)		67	81 (H)
	**24	30		30	72 (A)		54	59 (A)
1914-15	17	45 (A)	1946-47	48	46 (H)	1971-72 (ot)	55	57 (A)
	23	30 (A)		37	69 (A)		99	78 (H)
1915-16	34	33 (H)	1947-48	60	64 (B)	1972-73	74	72 (B)
	40	27 (H)		61	57 (A)		59	46 (A)
1916-17	21	19 (A)		70	64 (H)		62	59 (H)
	10	30 (A)	1948-49	52	34 (H)	1973-74	66	75 (B)
1917-18	24	23 (H)		49	39 (A)		64	79 (A)
	25	31 (H)	1949-50	57	56 (H)		46	51 (H)
1918-19	7	31 (A)		36	49 (A)	1974-75	62	63 (B)
	29	24 (A)	1950-51	47	63 (B)		44	72 (A)
1921-22	15	25 (H)		41	66 (A)	(2ot)	77	79 (H)
	18	41 (A)		52	61 (H)	1975-76	66	69 (B)
1922-23	20	30 (A)	1951-52	66	69 (H)		57	54 (H)
	15	36 (H)		52	90 (A)		62	58 (A)
1923-24	18	19 (A)	1952-53	66	73 (B)	1976-77	60	57 (H)
	10	13 (H)		59	65 (H)		66	74 (A)
1924-25	20	25 (H)		58	77 (A)		***58	61 (A)
	20	28 (A)	1953-54	68	79 (A)	1977-78	62	58 (H)
1925-26	14	25 (H)		62	67 (H)		70	75 (A)
	17	30 (A)	1954-55	66	69 (B)	1978-79 (ot)	66	64 (H)
1926-27	27	24 (A)		66	62 (H)		59	66 (A)
	25	34 (H)		66	55 (A)	1979-80	64	57 (H)
1927-28	27	33 (A)	1955-56	56	80 (A)		61	56 (A)
	32	28 (H)		56	60 (H)	1980-81	57	54 (H)
1928-29	30	29 (H)	1956-57	54	69 (H)		49	75 (A)
	37	31 (A)		60	87 (A)	Total	7,513	8,703
1929-30	20	27 (A)	1957-58	46	102 (A)			
	35	36 (H)		43	41 (H)			
1930-31	31	30 (A)	1958-59	55	63 (H)			
	29	34 (H)		50	66 (A)			

*at Kansas City, Kan.

**at Manhattan, Kan.

***Big Eight Postseason Tournament.

BIG EIGHT SERIES RECORDS

Nebraska vs. Colorado—

Consecutive wins (year ended): Nebraska 8 (1949-50, first eight games of series); Colorado 11 (1964-65).

Points scored: Nebraska 88, at Boulder, Mar. 5, 1966; Colorado 95, at Boulder, Mar. 5, 1966.

Combined score: 183, Colorado 95, Nebraska 88, at Boulder, Mar. 5, 1966.

Winning margin: Nebraska 27, in Lincoln, Feb. 3, 1979 (79-52); Colorado 42, at Big 8 Tournament, Dec. 29, 1954 (89-47).

Nebraska vs. Iowa State—

Consecutive wins (year ended): Nebraska 9 (1914-15); Iowa State 7 (1962-63).

Points scored: Nebraska 94, in Lincoln, Feb. 11, 1967; Iowa State 99, at Ames, Jan. 25, 1969.

Combined score: 192, Iowa State 99, Nebraska 93, at Ames, Jan. 25, 1969.

Winning margin: Nebraska 29, in Lincoln, Feb. 15, 1936 (49-20); Iowa State 32, in Lincoln, Jan. 8, 1944 (58-35).

Nebraska vs. Kansas—

Consecutive wins (year ended): Nebraska 8 (1912-13); Kansas 12 (twice, 1944-45, 1954-55).

Points scored: Nebraska 99, in Lincoln, Feb. 19, 1972; Kansas 110, at Lawrence, Feb. 26, 1966.

Combined score: 187, Kansas 100, Nebraska 87, at Lawrence, Feb. 17, 1970.

Winning margin: Nebraska 40, in Lincoln, Mar. 2, 1900 (48-8); Kansas 56, at Lawrence, Feb. 8, 1958 (102-46).

Nebraska vs. Kansas State—

Consecutive wins (year ended): Nebraska 6 (1937-38); Kansas State 11 (1964-65).

Points scored: Nebraska 92, in Lincoln, Feb. 10, 1968; Kansas State 108, at Manhattan, Mar. 10, 1953.

Combined score: 188, Kansas State 108, Nebraska 80, at Manhattan, Mar. 10, 1953.

Winning margin: Nebraska 36, 1905-06 (50-14, first game of series); Kansas State 36, at Manhattan, Feb. 4, 1957 (89-53).

Nebraska vs. Missouri—

Consecutive wins (year ended): Nebraska 6 (three times, 1943-44, 1950-51, 1967-68); Missouri 6 (three times, 1933-34, 1940-41, 1973-74).

Points scored: Nebraska 99, in Lincoln, Jan. 28, 1967; Missouri 97, at Columbia, Mar. 6, 1961.

Combined score: 181, Nebraska 99, Missouri 82, in Lincoln, Jan. 28, 1967.

Winning margin: Nebraska 29, in Lincoln, Feb. 19, 1937 (50-21); Missouri 39, 1921-22 (55-16).

Nebraska vs. Oklahoma—

Consecutive wins (year ended): Nebraska 9 (1970-71); Oklahoma 11 (1946-47).
Points scored: Nebraska 110, in Lincoln, Jan. 27, 1968; Oklahoma 99, at Norman, Jan. 9, 1967.

Combined score: 200, Nebraska 110, Oklahoma 90, in Lincoln, Jan. 27, 1968.

Winning margin: Nebraska 27, in Lincoln, Feb. 24, 1936 (55-28), in Lincoln, Feb. 28, 1981 (90-63); Oklahoma 30, at Norman, Feb. 17, 1934 (53-23).

Nebraska vs. Oklahoma State—

Consecutive wins (year ended): Nebraska 8 (1968-69); Oklahoma State 6 (1958-59).
Points scored: Nebraska 88, in Lincoln, Mar. 6, 1967; Oklahoma State 93, at Stillwater, Jan. 9, 1965.

Combined score: 159, Nebraska 88, Oklahoma State 71, in Lincoln, Mar. 6, 1967.

Winning margin: Nebraska 21, in Lincoln (twice), Mar. 7, 1966 (85-64), Jan. 30, 1971 (80-59); Oklahoma State 39, at Stillwater, Jan. 9, 1965 (93-54).

CORNHUSKER BASKETBALL SCHOOL

More than 10,000 grade school, junior high, and high school athletes have attended the Cornhusker basketball school since it was started in June of 1964 by the late Nebraska basketball coach Joe Cipriano.

All participants are housed on the Nebraska campus and the school will run for five weeks, including five one week sessions. This year's camps are as follows: Boys (May 31-June 5); Boys Team Camp (June 7-12, June 14-19); Boys Elementary and Junior High Day Camp (June 21-26); and Girls (June 28-July 3).

Each day of camp consists of three two-hour sessions, designed to give each camper instructions in basic fundamentals, conditioning, and actual playing experience.

During each week of camp there will be one on one and three on three tournaments, along with free throw and shooting contests.

Nebraska was the first school in the Big Eight to begin a clinic of this type and former Husker standouts Sam Martin, Bob Gratopp, Chuck Jura, Jerry Fort and Bob Siegel were all part of the Cornhusker basketball school serving as instructors or participants.

The school is under the supervision of the Nebraska coaching staff, various high school coaches from around the state and senior graduates from the previous year Nebraska team.

BIG EIGHT CONFERENCE

1981-82 COMPOSITE BASKETBALL SCHEDULE

Nov. 27	Nebraska at Wyoming	Dec. 14	Iowa State at Texas Christian Pan American at Oklahoma
Nov. 28	Iowa State at Eastern Montana Northern Iowa at Kansas State Arkansas-Monticello at Oklahoma State Midwestern State at Colorado Kansas at North Carolina	Dec. 16	Washburn at Colorado
Nov. 30	South Dakota at Kansas State Arizona State at Kansas Wisconsin-Stevens Point at Nebraska Southwest Texas at Oklahoma E. Central Oklahoma at Oklahoma State	Dec. 18	Oklahoma State at Sun Bowl Tourn.
Dec. 1	Colorado at Baylor Alcorn State at Missouri	Dec. 19	Iowa State at Drake Kansas State at Indiana Oklahoma State at Sun Bowl Tourn. Colorado State at Colorado Southern Methodist at Kansas Ball State at Nebraska
Dec. 2	Southern Methodist at Iowa State Oklahoma State at Oral Roberts Texas Southern at Kansas	Dec. 21	Minnesota at Kansas State Cleveland at Oklahoma State Colorado at Nevada-Las Vegas Round-up Youngstown State at Missouri Nebraska at Penn State
Dec. 3	Auburn-Montgomery at Kansas State Colorado at Texas	Dec. 22	Colorado at Nevada-Las Vegas Round-up
Dec. 4	Show-Me Classic at Missouri	Dec. 23	Nebraska at Colorado State Oklahoma at Oklahoma City
Dec. 5	Show-Me Classic at Missouri South Dakota at Iowa State Kansas State at Illinois Colorado State at Oklahoma State Texas-El Paso at Colorado Michigan State at Kansas Creighton at Nebraska Southwest Missouri at Oklahoma	Dec. 26	Iowa State at Far West Classic Oklahoma at All-College Tournament (OKC)
Dec. 7	Arizona at Kansas South Dakota State at Nebraska Sam Houston at Oklahoma	Dec. 27	Iowa State at Far West Classic Missouri at Sam Winston Holiday Tournament Oklahoma at All-College Tournament
Dec. 8	Iowa at Iowa State Tulsa at Oklahoma State Tennessee at Colorado Missouri vs. Illinois at St. Louis	Dec. 28	Iowa State at Far West Classic Colorado at Cincinnati Kansas at ECAC Holiday Festival Missouri at Sam Winston Holiday Nebraska at Holiday Classic Oklahoma at All-College Tournament
Dec. 9	Arizona at Kansas State Nebraska at Baylor	Dec. 29	Iowa State at Far West Classic Kansas at ECAC Holiday Festival Nebraska at Holiday Classic Oklahoma at All-College Tournament
Dec. 10	Wyoming at Colorado	Dec. 30	Southern Illinois at Kansas State
Dec. 11	Oklahoma State at Marshall Invit.	Jan. 2	Missouri vs. Notre Dame at K.C. Oklahoma at Tulsa
Dec. 12	Wisconsin-Parkside at Kansas State Iowa State at Texas Oklahoma State at Marshall Invit. Kentucky at Kansas Baylor at Missouri Purdue at Oklahoma	Jan. 4	Nevada-Las Vegas at Kansas State Wisconsin-Superior at Oklahoma
		Jan. 5	Rollins at Kansas
		Jan. 6	Northern Iowa at Iowa State Marquette at Kansas State Wisconsin-Parkside at Colorado Evansville at Kansas Austin Peay at Missouri Cal State-Sacramento at Nebraska

1981-82 COMPOSITE BASKETBALL SCHEDULE (Cont.)

Jan. 7	Illinois Circle at Oklahoma	Feb. 6	Kansas at Oklahoma State Nebraska at Missouri Oklahoma at Missouri Colorado at Kansas State
Jan. 9	Missouri at Colorado St. Louis at Iowa State Western Illinois at Kansas State Oklahoma State at New Orleans Rollins at Kansas Arkansas at Nebraska Wisconsin—Parkside at Oklahoma	Feb. 9	Missouri at Kansas
Jan. 11	Oklahoma State at Texas—Arlington	Feb. 10	Oklahoma at Nebraska Iowa State at Colorado Kansas State at Oklahoma
Jan. 13	Oklahoma State at Missouri Kansas at Nebraska Iowa State at Kansas State Oklahoma at Colorado	Feb. 13	Missouri at Oklahoma State Nebraska at Kansas Kansas State at Iowa State Colorado at Oklahoma
Jan. 16	Oklahoma State at Kansas Missouri at Nebraska Iowa State at Oklahoma Kansas State at Colorado	Feb. 15	Oklahoma at Nebraska
Jan. 17	Missouri vs. Louisville at St. Louis	Feb. 16	Iowa State at Missouri
Jan. 20	Nebraska at Oklahoma State Kansas at Missouri Colorado at Iowa State Oklahoma at Kansas State	Feb. 17	Oklahoma State at Kansas State Kansas at Colorado
Jan. 23	Oklahoma State at Colorado Kansas at Kansas State Oklahoma at Missouri Iowa State at Nebraska	Feb. 18	Missouri at Oklahoma
Jan. 27	Kansas State at Oklahoma State Colorado at Kansas Missouri at Iowa State Nebraska at Oklahoma	Feb. 20	Colorado at Oklahoma State Kansas State at Kansas Nebraska at Iowa State Missouri at Georgetown
Jan. 30	Iowa State at Oklahoma State Oklahoma at Kansas Missouri at Kansas State Nebraska at Colorado	Feb. 24	Oklahoma State at Iowa State Kansas at Oklahoma Kansas State at Missouri Colorado at Nebraska
Feb. 3	Oklahoma State at Oklahoma Kansas at Iowa State Colorado at Missouri Kansas State at Nebraska	Feb. 27	Oklahoma at Oklahoma State Iowa State at Kansas Nebraska at Kansas State
		Mar. 2	Big Eight First Round at campus sites
		Mar. 5	Big Eight Semifinals at Kansas City
		Mar. 6	Big Eight Finals at Kansas City



1981 BIG EIGHT TELEVISION SERIES

Saturday Afternoon NBC-TV Schedule (All times Central)

January	9—Missouri at Colorado	12:00 noon
January	16—Oklahoma State at Kansas	1:00 p.m.
January	23—Iowa State at Nebraska	2:30 p.m.
January	30—Missouri at Kansas State	12:00 noon
February	6—Oklahoma at Iowa State	12:00 noon
February	13—Missouri at Oklahoma State	12:00 noon
February	20—Kansas State at Kansas	2:00 p.m.
February	27—WILDCARD GAME (two games) (tentative) Nebraska at Kansas State (tentative) Iowa State at Kansas	12:00 noon 2:00 p.m.

Weeknight USA Cable Network

January	13—Iowa State at Kansas State	7:30 p.m.
January	20—Kansas at Missouri	7:30 p.m.
January	27—Colorado at Kansas	7:30 p.m.
February	3—Kansas at Iowa State	7:30 p.m.
February	10—Oklahoma State at Nebraska	7:30 p.m.
February	15—Oklahoma at Nebraska	7:30 p.m.
February	17—Oklahoma State at Kansas State	7:30 p.m.
February	24—Kansas State at Missouri	7:30 p.m.
March	2—Big Eight Tourney First Round	7:30 p.m.

GOOD ENSHRINED IN CITIZENS HALL OF FAME

Harry Good, Nebraska basketball coach from 1947-54, was cited in 1975 for the Citizens Savings Hall College Basketball Hall of Fame.

Good's career spanned 27 years and he won 308 games and lost 191 for a winning percentage of .617.

With the Hall of Fame honor, Good joins other famous basketball coaches such as Henry Iba, Adolph Rupp and John Wooden in the Citizens Savings Hall College Basketball Hall of Fame.

Good's Career Total

	Yrs.	Won	Lost	Pct.
Indiana Central, 1927-1942	16	187	63	.748
Indiana U., 1944-1946	3	35	29	.547
Nebraska, 1947-54	8	86	99	.465
Totals	27	308	191	.617

1981-82 NEBRASKA BASKETBALL TRAVEL PLANS

(subject to change)

UNIVERSITY OF WYOMING (Laramie, Wyo.)

Thursday, November 26—Leave Lincoln, 3 p.m. (Frontier)
Arrive Laramie, 8 p.m. (MST)

Practice: 11:30 a.m. (MST), Nov. 27

Headquarters: Ramada Inn (307-742-3721)

Saturday, November 27—Leave Laramie, 10:53 a.m. (MST) (Frontier)
Arrive Lincoln, 4:53 p.m.

BAYLOR (Waco, Texas)

Tuesday, December 8—Leave Omaha, 1:56 p.m. (Texas International
#470)

Arrive Dallas, 3:25 p.m.

(Drive to Waco in rental cars)

Practice: 6 p.m., Dec. 8; 11:30 a.m., Dec. 9

Headquarters: Waco Hilton Inn (817-754-8484)

Thursday, December 10—(Drive to Dallas in rental cars)

Leave Dalls, 3:25 p.m. (Texas International)

Arrive Omaha, 5:04 p.m.

PENN STATE UNIVERSITY (University Park, Pa.), and

COLORADO STATE UNIVERSITY (Fort Collins, Colo.)

Sunday, December 20—Leave Lincoln, 9:25 a.m. (United #924)

Arrive State College, 4:45 p.m. (EST) (Allegheny
#739)

Practice: 6 p.m. (EST), Dec. 20; 11:30 a.m. (EST), Dec. 21

Headquarters: The Nittany Lion Inn (814-237-7671)

Tuesday, December 22—Leave State College, 7:45 a.m. (EST) (Allegheny
#736)

Arrive Denver, 11:40 a.m. (MST) (TWA #173)

(Drive to Fort Collins)

Practice: 5 p.m. (MST), Dec. 22; 11:30 a.m. (MST), Dec. 23

Headquarters: Fort Collins Holiday Inn (303-484-4660)

Thursday, December 24—(Drive to Denver)

Leave Denver, 2:30 p.m. (MST) (United #348)

Arrive Lincoln, 4:41 p.m.

HOLIDAY CLASSIC TOURNAMENT (Cedar Falls, Iowa)

Sunday, December 27—Leave Lincoln, 11 a.m. (private plane)

Arrive Cedar Falls-Waterloo, 1 p.m.

Practice: To be announced

Headquarters: Cedar Falls Holiday Inn (319-365-9441)

(Return flight to be determined, depending on weather and other circumstances.)

OKLAHOMA STATE UNIVERSITY (Stillwater, Okla.)

Tuesday, January 19—Leave Lincoln, 2 p.m. (state planes)
Arrive Stillwater, 4 p.m.

Practice: 5:30 p.m.

Headquarters: Stillwater Holiday Inn (405-372-0800)

Wednesday, January 20—Leave Stillwater, 10:30 p.m.
Arrive Lincoln, 12:30 a.m., Jan. 21

UNIVERSITY OF OKLAHOMA (Norman, Okla.)

Tuesday, January 26—Leave Lincoln 2 p.m. (state planes)
Arrive Norman 4 p.m.

Practice: 5:30 p.m.

Headquarters: Norman Holiday Inn (405-329-1624)

Wednesday, January 27—Leave Norman, 10:30 p.m.
Arrive Lincoln, 12:30 a.m., Jan. 28

UNIVERSITY OF COLORADO (Boulder, Colo.)

Friday, January 29—Leave Lincoln, 11:55 a.m. (United #495)
Arrive Denver, 12:11 p.m. (MST)
(Drive to Boulder)

Practice: 5 p.m. (MST), Jan. 29; 11:30 a.m. (MST), Jan. 30

Headquarters; Hilton Harvest House Hotel (303-443-3850)

Sunday, January 31—(Drive to Denver)
Leave Denver, 2:30 p.m. (MST) (United #348)
Arrive Lincoln, 4:41 p.m.

UNIVERSITY OF MISSOURI (Columbia, Mo.)

Friday, February 5—Leave Lincoln, 2 p.m. (state planes)
Arrive Columbia, 4 p.m.

Practice: 5:30 p.m., Feb. 5; 11:30 a.m., Feb. 6

Headquarters: Howard Johnson's (314-442-1191)

Saturday, February 6—Leave Columbia, 10:30 p.m.
Arrive Lincoln, 12:30 a.m., Feb. 7

UNIVERSITY OF KANSAS (Lawrence, Kan.)

Friday, February 12—Leave Lincoln, 4:30 p.m. (state planes)
Arrive Lawrence, 5:45 p.m.

Practice: 11:30 a.m. Feb. 13

Headquarters: Ramada Inn (913-842-7030)

Saturday, February 13—Leave Lawrence, 10:30 p.m.
Arrive Lincoln, 11:45 p.m.

IOWA STATE UNIVERSITY (Ames, Iowa)

Friday, February 19—Leave Lincoln, 4:30 p.m. (state planes)

Practice: 11:30 a.m., Feb. 20

Headquarters: Gateway Center Hotel (515-292-8600)

Saturday, February 20—Leave Ames, 10:30 p.m.
Arrive Lincoln, 12:30 a.m., Feb. 21

KANSAS STATE UNIVERSITY (Manhattan, Kan.)

Friday, February 26—Leave Lincoln, 4:30 p.m. (Continental bus)
Arrive Manhattan, 8:30 p.m.

Practice: 11:30 a.m., Feb. 27

Headquarters: Ramada Inn (913-539-7531)

Saturday, February 27—Leave Manhattan, 10:30 p.m.
Arrive Lincoln 1:30 a.m., Feb. 28



NEBRASKA

ADMINISTRATION

BOARD OF REGENTS



Regent
James H. Moylan
Omaha



Regent
Kermit Hansen
Omaha



Regent
John Payne
Kearney



Regent
Robert R. Koeft, M.D.
Grand Island



Regent
Robert J. Prokop, M.D., Ph.D.
Wilbur



Regent
Kermit Wagner
Schuyler



Regent
Edward Schwartzkopf
Lincoln



Regent
Robert G. Simmons, Jr.
Scottsbluff



Student Regent
Rick Mockler
UNL—Lincoln



Student Regent
Michael Schmidt
Medical Center—Omaha



Student Regent
Florene Langford
UNO—Omaha



UNIVERSITY PRESIDENT

Ronald W. Roskens, Ph.D.

Dr. Roskens has served as President of the University of Nebraska since April, 1977. Prior to that, he was Chancellor of the University of Nebraska at Omaha, a position he assumed on July 1, 1972.

He was born and raised on a farm near Spencer, Ia., and attended a one-room elementary school. Dr. Roskens earned both B.A. and M.A. degrees from the University of Northern Iowa at Cedar Falls, Iowa, and a Ph.D. from the University of Iowa. He received an LL.D. from Creighton University in 1978.

Among the many additional awards received by Dr. Roskens are the Outstanding Alumnus Award from the University of Northern Iowa, the Brotherhood Award from the National Conference of Christians and Jews and a National 4-H Alumnus Award. Listed in "Who's Who in America," Dr. Roskens, in October of 1978, was among the 100 persons selected as "Young Leaders of the Academy" by Change Magazine. Presently he serves on the Business-Higher Education Forum of the American Council on Education.

He and his wife, Lois, are parents of four children.

NEBRASKA'S CHANCELLOR & VICE PRESIDENT

Dr. Martin A. Massengale



Dr. Martin A. Massengale, 47, became Chancellor of the University of Nebraska-Lincoln on June 1, 1981.

Dr. Massengale came to Nebraska in 1976 from the University of Arizona. He joined the Arizona faculty in 1958 as assistant professor of agronomy. He was named head of the Department of Agronomy in 1966 and was named Associate Dean of the College of Agriculture and Associate Director of the Agriculture Experiment Station in 1974. He also served on the staff of the University of Wisconsin and Western Kentucky University.

A native of Monticello, Ky., Dr. Massengale holds a B.S. degree from Western Kentucky University and M.S. and Ph.D. degrees from the University of Wisconsin. He and his wife, Ruth, have two children—Jennifer, 12 and Alan, 15.

Dr. Massengale is recognized nationally and internationally as an agronomist and consultant on crops research, teaching, and administration. He has served as a consultant in the United States, Brazil, Mexico, Saudi Arabia, Indonesia, and the Soviet Union.

He is a fellow of the American Association for the Advancement of Science and the American Society of Agronomy. He is past president of the Crop Science Society of America. Dr. Massengale was named one of the Outstanding Educators of America, professor of the year in the College of Agriculture at the University of Arizona, and received several awards from the Future Farmers of America.

The author or co-author of more than 70 technical articles and co-author of two books, his research emphasis is in the area of water use efficiency, photosynthate production, and cutting management for forage plants.

He is a member of Sigma Xi, Phi Kappa Phi, Alpha Zeta, Gamma Sigma Delta, Phi Sigma, and Gamma Alpha honor societies; the Nebraska Academy of Science, Arizona Academy of Science, National Association of Colleges and Teachers of Agriculture, American Society of Plant Physiology, and is a past president of the Western Society of Crop Science. He is a certified professional crop scientist and a certified professional agronomist.

Big Eight Faculty Representative

DR. KEITH L. BROMAN

Dr. Keith L. Broman is in his 10th year as the Big Eight Faculty Representative for the University of Nebraska. He is the Big Eight faculty representative to the College Football Association serving as secretary of that group. He is the 1980-81 secretary of the Big Eight faculty representatives.



DR. KEITH L. BROMAN

After graduating from South Bend, Indiana, Central in June of 1940, Dr. Broman attended Indiana University for three years, and received Navy V-12 training at Berea in 1943-1944. He entered the Harvard Graduate School of Business and served as Assistant Supply Officer, NAS Coco Solo, from 1945 to 1946.

He returned to Harvard following this tour of duty with the Navy and received the MBA from Harvard in 1947. From 1947 to 1951, he was instructor at Ohio University, then he came to Lincoln where he served on the Nebraska faculty until 1954. The next year was spent as an assistant professor at the University of Wisconsin.

He received the Ph.D. from Nebraska in 1955 and returned to the NU faculty as an Associate Professor of Business Organization until he advanced to the status of full professor in 1963. In 1968, he was named Chairman of the Department of Finance at NU, retiring from this position in 1978. In 1979 he was recognized by receiving a distinguished teaching award from UNL.

Dr. Broman is a member of the First Presbyterian Church which he serves as a member of the Foundation Board and Elder. In the past, he has been a Clerk of Session, Deacon and member of the Board of Trustees. Dr. Broman is also a member of the American Finance Association, American Accounting Association, Midwest Business Administration, Beta Gamma Sigma and Delta Sigma Pi. He is a retired Commander of the Supply Corps, U.S. Naval Reserves, and serves as a consultant for Investment Education & Practice.

Dr. Broman and his wife, Ruth, formerly Ruth Jane DuBois, have been married since 1944. They have two daughters, Rebecca Ann Cross, and Lisa Marie, who is a law student at Nebraska. He has two granddaughters, Katy and Kelly.



FACTS ABOUT THE UNIVERSITY OF NEBRASKA

A Brief History—

The University of Nebraska, now an institution of three major components—the University of Nebraska $\frac{3}{4}$ Lincoln, the University of Nebraska at Omaha and University of Nebraska Medical Center, Omaha—and a collection of agricultural experiment stations and related offices across the state, was chartered by the Nebraska Legislature in 1869 and held its first classes in 1871 in a 3-story brick building on the outskirts of Lincoln.

At its chartering, the University was committed to instruct in agriculture, the “mechanic arts,” and military tactics by the terms of the Land-Grant College Act of 1862 to which the Legislature subscribed. These special endeavors, however, were made parts of the total University program with the result that Nebraska, unlike some of its neighbors, has had but one major institution of higher education.

The early years were fraught with internal ideological conflicts, with financial problems and with shortages of collegiate students. The University not only survived without interruption, it managed to establish the first program of graduate education west of the Mississippi in the mid-1880s. By 1909 it had attained membership in the select Association of American Universities, a tribute to the high quality of its faculty and scholastic programs.

The University of Nebraska $\frac{3}{4}$ Lincoln now has eight Colleges, plus four Schools and many other programs. Thirty-nine doctoral level, 61 masters, 110 undergraduate and 15 pre-professional areas of study are offered.

Lack of financial support forced the University in 1888 to close the Medical College it had opened in Lincoln five years earlier. In 1902, the University reentered the field of medical education, taking over the Omaha Medical College. This became the University of Nebraska Medical Center in Omaha.

Since the adoption of the Nebraska constitution in 1875, the University has been governed by an elected Board of Regents. In 1968, pursuant to legislative action and a city-wide election in Omaha, the Board of Regents was made responsible for governance of the former municipal University of Omaha, renamed the University of Nebraska at Omaha. In 1970, the number of regents was increased from six to eight. This number was increased again in 1974, when a representative of the student body from each of the three campuses became a non-voting member.

In 1971, the chief executive officer of the University was given the title of President. The executive heads of the three components, the University of Nebraska $\frac{3}{4}$ Lincoln, the University of Nebraska at Omaha, and the University of Nebraska Medical Center, were accorded the titles of chancellor and Vice President.

Points of Interest on Campus—

Museum—The University of Nebraska State Museum has an outstanding collection of fossil mammals and is world renowned for its Elephant Hall. There are galleries of health science, Nebraska wildlife, zoology, geology and anthropology. In addition to its exhibits on three floors of Morrill Hall at 14th and U, the museum has extensive research collections in Nebraska Hall.

Art—The Sheldon Memorial Art Gallery has one of the finest collections on a university campus. Its sculpture garden is also one of the finest in the nation.

Music—School of Music students and faculty perform regularly in Kimball Recital Hall and throughout the state. There is an active schedule of concerts by

University choral and instrumental groups, musical theatre productions and a wide range of musical and dance events by visiting artists.

Theatre—During the school year there are periodic performances by University companies in Howell Memorial and Studio Theatres. A repertory group performs throughout the summer months.

Nebraska Unions—The social centers on each campus provide a variety of food service facilities and relaxation areas for students and visitors, house the placement center and offices for student organizations, book stores, bowling alleys, game rooms, TV rooms, record rooms, study rooms, and rooms for large meetings and social events.

Carillon Tower—Built in 1948, the gift of alumnus Ralph S. Mueller, the tower has become a symbol of the NU Lincoln campus. It houses a 2½ octave electronic English bells carillon, played on ceremonial occasions from a keyboard.

Historical Museum—The State Historical Society has its museum and library on the campus. It features Nebraska lore dating from early Indian relics.

Center for Continuing Education—Conference and hotel facilities at 33rd and Holdrege provide a site for hundreds of adult and youth meetings each year. Continuing education programs are planned by a professional staff. The Center was financed through a grant from the Kellogg Foundation and by public subscription.

Planetarium—Public sky shows are presented daily during the summer and on weekends during the school year. Special shows are also given to University classes and visiting school groups.

THE COLLEGES

Name and date established as an independent school.	Enrollment (Fall 1981)
Agriculture (1872)	2,189
Architecture (1973)	409
Arts & Sciences (1871)	4,929
Business Administration (1909)	2,942
Engineering & Technology (1909)	3,639
Home Economics (1970)	1,265
Law (1891)	485
Teachers (1908)	2,397
Graduate Studies	3,707
Continuing Studies	966
Undeclared	1,557
Visiting Students	301
Total	24,786

FACULTY

Full-time Equivalent (Budgeted) 1,213


ENROLLMENT DATA (1981)

Undergraduates	19,628
Professional	485
Graduate	3,707
Continuing Studies	966
Men	14,223
Women	10,563

DEGREES GRANTED 1980-81

Undergraduates	2,656
Professional	147
Graduate	852
Total	3,655

DEGREES GRANTED SINCE FOUNDING 133,228



NEBRASKA ATHLETIC ADMINISTRATION

BOB DEVANEY

**Athletic Director
University of Nebraska**



One of the greatest coaches in the history of American football and a 1981 inductee into the College Football Hall of Fame, Bob Devaney is now devoting his vast energies toward supervision of the entire athletic program at the University of Nebraska. Devaney heads both the men's and women's athletic programs.

Nebraska has one of the finest athletic plants in the nation, thanks to Devaney's inspiration and leadership during the past 17 years.

Since Devaney became Athletic Director in 1967, Nebraska's Memorial Stadium has an enlarged to a capacity of 73,650—largest in the Big Eight—as well as an AstroTurf field, huge press box and scoreboard.

Since 1967, the Cornhuskers have a multi-purpose office building at the south end of Memorial Stadium, and they have an outdoor track facility (Ed Weir Stadium) and a new baseball park (Buck Beltzer Field) with an AstroTurf infield and grandstands.

Devaney also spear-headed a drive for the new multi-purpose complex that resulted in the Nebraska Legislature voting a cigarette tax to finance a 15,000-seat basketball arena, with adjacent swimming complex and indoor track plant. The result of his efforts was the Nebraska Sports Complex, which opened its doors in the fall of 1976. Besides the basketball arena, the NU Sports Complex, located on the Nebraska State Fairgrounds, houses a 220-yard synthetic track with seating for 4,500, a 25 meter x 25 yard swimming pool, and practice areas for the wrestling and gymnastics teams. In 1978, the Complex was renamed—by a vote of the Board of Regents—the Bob Devaney Sports Center.

Few coaches ever achieved the success Devaney did as headmaster of the Nebraska Cornhuskers from 1962 to 1972. During most of that span he was the "winningest coach in the nation," based on percentage of victories. He wound up with three straight Orange Bowl wins to go with his amazing record of nine bowl trips in 11 years, eight Big 8 titles, two national championships, two Outland Trophy winners, a Lombardi Trophy winner, a Heisman Trophy winner and numerous Coach of the Year and similar honors. Twice his teams won four straight Big Eight titles—1963-1966 and 1969-1972.

In his final season, Devaney's 1972 Huskers went 9-2-1 with a 40-6 win over Notre Dame in the Orange Bowl, and Bob led the nation's active coaches with a lifetime record of 136-30-7 for an .806 winning percentage. That year, too, Johnny

Rodgers won the Heisman Trophy and Rich Glover swept the Outland and Lombardi Trophies.

Devaney was named Coach of the Year by the Walter Camp Foundation, the Washington Touchdown Club and the Football Writers Association after Nebraska's Cornhuskers were undefeated in 13 games in 1971, sweeping to the national championship after winning the Game of the Century against Oklahoma, 35-31.

It was the second-straight national championship for Nebraska. The 1970 team was also undefeated (11-0-1), and during the span of 1969 to 1972, the Huskers went 32 games without a defeat. After Nebraska defeated LSU in the 1971 Orange Bowl game to win its first national title, former President Richard Nixon came to Lincoln to bestow a presidential plaque upon Devaney and co-captains Dan Schneiss and Jerry Murtaugh.

The Devaney Huskers reaped countless honors during those two years—AP and UPI trophies, the Grantland Rice Trophy, the MacArthur Bowl, Big 8 and Orange Bowl trophies and Coach of the Year by the Football News.

All Star games were old hat for Devaney who coached in many post-season classics such as the Hula Bowl, the Coaches All America, the All America Bowl, the Blue-Gray and the Shrine East-West. He also coached the College All Stars against the NFL Champion Dallas Cowboys in the 1972 Chicago game.

At Nebraska, Devaney's teams won 101, lost 20 and tied two in 11 years, following his 35-10-5 record at Wyoming. He never had a losing season at Nebraska and he directed three undefeated teams—in 1965, 1970 and 1971. In 11 years Devaney's teams went to nine post-season games, winning six and losing three. The Huskers played in the Gotham Bowl, Cotton Bowl, Sugar Bowl, Sun Bowl and four times in the Orange Bowl with Devaney at the helm.

Under Devaney's outstanding leadership, too, the Cornhuskers produced 22 All America players and 72 All Big Eight selections.

Devaney played football as an end at Alma College in Michigan, graduating with a B.S. in 1939.

After starting his coaching career at Big Beaver, Mich., High, Devaney moved to Keego Harbor and Saginaw before spending seven years at Alpena High where his teams had a 52-9-0 record. He then joined Biggie Munn, and later Duffy Daugherty, at Michigan State before becoming head coach at Wyoming in 1957.

Devaney is married to his college sweetheart, the former Phyllis Wiley. His son, Mike, and daughter Patricia, are both graduates of the University of Nebraska. He's a grandfather, too, with Mike's family including a daughter and a son.

NEBRASKA ATHLETIC DIRECTORS

1928-1931—H. D. Gish

1932-1936—D. X. Bible

1937-1942—L. McC Jones

1942-1947—A. J. Lewandowski

1948-1953—George (Potsy) Clark

1954-1960—J. W. Orwig

1961 —Charles Miller and
Joseph Soshnik

1962-1966—Tippy Dye

1967- —Bob Devaney

DON BRYANT, Assistant Athletic Director and Sports Information Director

Don Bryant is serving his 19th year on the staff of the University of Nebraska Athletic Department.



Bryant serves as Assistant Athletic Director and Sports Information Director for the Cornhuskers. He served as President of the College Sports Information Directors of America in 1979. He is also serving on the Board of Directors of two other national organizations, the Football Writers Association of America and the United States Basketball Writers Association. A member of the NCAA Public Relations Committee, he became the chairman in September.

A 33-year veteran of the Nebraska media scene, the "Fat Fox" joined the Husker staff in 1963, succeeding the late John Bentley, and in 1976 Bob Devaney named him assistant athletic director in addition to his SID duties.

Bryant's responsibilities include general administration under Devaney, coordination of fund-raising, executive secretary to the Touchdown Club of Nebraska, supervision and editing of sports publications, promotion and publicity for all Husker teams, coordinating the broadcasting and televising of Nebraska athletic events, supervision and coordination of media facilities, public and institutional relations and many other administrative areas.

Bryant was a member of the 1980 U.S. Winter Olympics team, serving as a press liaison staff member at Lake Placid. He is also a veteran member of the NCAA's Press Services staff at the Final Four Basketball Tournaments. He was the chief U.S. Press Officer at the 1979 World Cup Track and Field Games in Montreal, Canada.

"Fox" is a native of Lincoln and a graduate of the University of Nebraska. He twice served in the U.S. Marine Corps and worked in the sports and news department of The Lincoln Star before becoming Sports Editor of the Star in 1954. He was named Nebraska Sportswriter of the Year in 1961 and 1962 by the National Sportscasters and Sportswriters Association.

The Nebraska Broadcasters Association awarded its 1978 "Friend of Nebraska Broadcasters Award," to Bryant at its annual convention in Kearney. Previous winners were U.S. Senators Roman H. Hruska and Carl Curtis and Nebraska Governor J.J. Exon.

Named to the College Sports Information Directors America Hall of Fame in 1975, Bryant has served two terms as president of the Nebraska Sportswriters and Sportscasters Association. He also serves as secretary of the Nebraska Chapter of the National Football Foundation and Hall of Fame and is a member of the national council of the NFFHF.

Active in civic affairs, Bryant serves on the Cornhusker Council of the Boy Scouts of America executive committee and has served as a scoutmaster and as the Adult Advisor to the Golden Sun Lodge of the Order of the Arrow. He is a member of the Christ Methodist Church Choir and is active in the American Legion, the 40 and 8, Lions Club, National AAU and many other groups.

Bryant is married to the former Joan (Pedie) Peden of Oakland, Neb., they have two married sons, Bill and Jeff, and became grandparents last summer.

Bryant's Office Phone: 402-472-2263 (Home: 423-6563)

TOM OSBORNE, Assistant Athletic Director and Head Football Coach

Tom Osborne is in his ninth season as the Husker head football coach in 1981 after another very successful year. During the winter of 1978, Osborne was named a Nebraska Assistant Athletic Director.



In 1980, Osborne guided the Huskers to a 10-2 overall record, a second place finish in the Big Eight, a berth in the Sun Bowl Classic, and a final national ranking of seventh in both wire service polls.

In 1979, Osborne was named District VI Coach of the Year by the American Football Coaches Association and Kodak. He was a finalist for the Kodak National Coach of the Year.

Not only has Osborne won better than 75 percent of his games at Nebraska over the last nine years, but has also skipped the Huskers to nine top 10 finishes, nine post-season bowl appearances, and five bowl victories.

In 1978, Osborne was named the Bobby Dodd National Coach of the Year (presented by the Atlanta Quarterback Club and Delta Airlines towards the advancement of higher and more notable aspects of college coaching.) He was the District VI Coach of the Year selected by the American Football Coaches Association, and named Big Eight Coach of the Year by both Associated Press and United Press International.

Osborne, who graduated from Hastings College before logging pro time with the Washington Redskins and San Francisco 49ers, joined Devaney as an assistant in 1962. In 1965 he received his Ph.D. in Educational Psychology, then elected football coaching as a career. He coached the Husker receivers and helped build the NU offense into one of the most potent in the nation during the 1970 and 1971 national championship years.

An outstanding high school athlete at Hastings High School in the mid 1950s' Osborne was named Nebraska prep Athlete of the Year. Passing up major college offers, Osborne became the star quarterback and basketball player for Hastings College where both his father and grandfather had matriculated. In 1959 he was named State College Athlete of the Year—the first athlete in Nebraska history to win both the high school and college honor.

Married to the former Nancy Tederman, Osborne is the father of a son, Mike and daughters, Ann and Susie.



DR. JUNE B. DAVIS, Assistant Athletic Director, Women's Athletics Director

Heading up the women's athletic program at Nebraska since 1977 is Dr. June B. Davis, a native of Winnipeg, Manitoba, Canada.



Davis gained a B.A. in Physical Education from the University of Manitoba in 1960, where she also played intercollegiate basketball and field hockey.

From 1969-70, she taught and coached at a Kenora, Ontario High School. Davis went on to receive an M.S. from Washington State University in 1971, and taught and coached while completing her degree. From 1971 to 1972, Davis was an instructor in physical education and coached basketball and tennis. She was a supervisor and advisor to physical education majors completing their teaching practicum in area high schools. She was also nominated for an outstanding teacher of the year award. From 1972-75, Davis earned a Ph.D. in exercise physiology, biomechanics, and group dynamics. She also taught and coached at Texas Women's University.

After coming to Nebraska in 1975, she served as Women's Sports Information Director and Assistant Women's Director. She started University of Nebraska sports camps in volleyball and basketball. Since being named Assistant Athletic Director and Women's Athletic Director in 1977, Davis has been president of a coordinating committee on women's athletics for the Big 8; a member of the Advisory Committee to the Big 8 Conference and a member of the Advisory Committee to the National Basketball Invitational for Women; is a voting representative for University of Nebraska AIAW and a member of the CIP committee (Correctional Improvement Program).

HELEN RUTH WAGNER, Ticket Manager

Helen Ruth Wagner is in her fifth year as Nebraska's Ticket Manager, after serving more than a year-and-a-half (1976-77) as the acting Ticket Manager, following Jim Pittenger's January 1976 stroke. 'Pitt' had been the Husker ticket head and assistant athletic director since 1962.



Mrs. Wagner started working in the Nebraska Ticket Office in 1963, when she served as Pittenger's office superintendent.

One of her many duties as the Husker Ticket Manager is to coordinate ticket sales for all Husker home and away sporting events.

She is an alumnus of the University of Nebraska and the Lincoln School of Commerce.

She and her husband, Glenn, who is the Sales Manager at the Port Huron Machine and Supply Co. in Lincoln, have three daughter's, Susan Tinstman, Cindy Lauterbach, and Sally Butler. Helen and Glenn have four grandchildren.

Office Phone: 402-472-3111

GARY FOURAKER, Business Manager and Concessions Director

Gary Fouraker joined the Nebraska Athletic Department staff July 15, 1981, as business manager and concessions director, replacing Bill Fisher, who had retired after 20 years in the position.



Fouraker, 35, is no stranger to the University, however, with 12 years of experience in the school's administration. He came to the athletic department after four years as director of operations analysis, and before that, he was director of student accounts for eight years.

He received an associate's degree in computers from Southeastern Nebraska Community College-Milford, then received a bachelor's degree in business administration from Nebraska in 1973. He is working on a master's degree in business administration.

He and his wife, Marilyn, live in Hickman, Neb., and are the parents of two children, Kari, 11, and Robert, 7.

Office phone: 402-472-2273; home: 402-792-2577.

TOM SIMONS, Assistant Sports Information Director

After a seven-year absence, Tom Simons returned to the University of Nebraska last summer for his second tour of duty as the Huskers' assistant sports information director. Simons replaced Bill Bennett last Aug. 10 when Bennett left to become SID at the University of Nevada-Las Vegas.



Seven years earlier, Bennett had replaced Simons when the latter left to become assistant publicity director for the NFL St. Louis Cardinals.

Simons, who had been assistant SID for NU from 1971-74, left St. Louis during the 1976 exhibition season to become SID at Southern Illinois University-Carbondale. After resigning at SIU in August 1980, Simons worked one year as a part-time staffer for the Lincoln Journal Star sports department while attending the University.

Simons is a native of Valentine, Neb.

Office phone: 402-472-2263; home: 402-489-8313.

CHUCK POOL, Publications Coordinator/Sports Information Assistant

Chuck Pool enters his second year with the Nebraska athletic department as publications coordinator/sports information assistant. Before joining the department on a full-time basis in December 1980, he had served as a student assistant for two years.



In 1980, Pool's gymnastics media guide was judged best in the nation by CoSIDA, and his swimming guide was named second-best in the country. He is a member of numerous professional organizations.

Pool, 23, is a 1976 graduate of Papillion, Neb., High School and received a bachelor's degree in advertising and history from the University of Nebraska in 1980.

Office phone: 402-472-2263; home: 402-476-8477.

NEBRASKA MEDICAL STAFF



George Sullivan
Head Trainer and
Physical Therapist



Jerry Weber
Asst. Trainer and
Physical Therapist



Roland E. "Duke" LaRue
Asst. Trainer and
Physical Therapist

Dr. Samuel I. Fuenning, director of athletic medicine, heads a veteran medical team which includes team physicians Dr. Pat Clare, Dr. Chuck Newman, and consultant Dr. Paul Goetowski; head trainer and physical therapist George Sullivan; assistant trainer and physical therapist Jerry Weber; and assistant trainer and physical therapist Roland "Duke" LaRue.

Sullivan, who is in his 29th year with the University, received his bachelors and master's degrees from NU, and his physical therapy degree from Iowa. His staff includes two other full-time therapist-trainers, two full-time certified trainers, a graduate physical therapist, two graduate certified athletic trainers, and 10 student trainers.

Among his many accomplishments, Sullivan has been honored by the U.S. Olympic Committee by being Trainer for the 1959 Pan American Games in Chicago and Head Trainer for the 1963 Pan Am Games in Sao Paulo, Brazil. He was named Head Trainer for both the Mexico City and Munich Olympic Games but turned these down to be with his Big Red football teams. Other honors include being Honor Trainer for the Drake Relays, the Presidential Citation for Physical Fitness, the Citizen's Saving Trainers Hall of Fame, etc., etc. Most recently he was named KFOR Radio "1980 Sportsman of the Year." He is often a guest speaker for the AMA, National Athletic Trainers Association, American Physical Therapy Association, and the State Coaches Association throughout the Midwest. Sullivan is married to the former Emogene "Genie" Pearson and they have three sons—Greg, Gary, and Glen.

Assistant trainer Jerry Weber is in his fifth year on the staff. A Nebraska native from Sidney, Weber was a student assistant trainer at Nebraska from 1969 to 1974 when he received his bachelor's degree in zoology. He earned his physical therapy degree from the NU College of Medicine in 1976 and his master's degree from Western Illinois in 1977.

Besides his duties with the NU football team, Weber is in charge of the care of men athletes at the Bob Devaney Sports Center and during the winter travels with basketball and gymnastics.

Weber was honored as an Outstanding Young Man of America in 1978 and 1979.

In his fourth year as assistant trainer and physical therapist is Roland E. "Duke" LaRue. Prior to coming to Nebraska, Duke was the head trainer-physical therapist at Western Illinois University. He earned his bachelor's degree from Buena Vista College in 1950, his master's degree from Wyoming in 1957, and his physical therapy certificate in 1964 from Iowa.

At Nebraska La Rue is the Head physical therapist at the Health Center and director of the athletic training curriculum. Duke has served the U.S. Olympic Committee at the Winter Games in Japan in 1972 and most recently at the 1980 Winter Games in Lake Placid.

Duke and his wife, Liz, have three children, Cheryl, Davene and Lance,

Jack Nickolite and Jerel Welker, both certified trainers, are serving as graduate assistants on the training staff while pursuing their master's degrees in exercise science. Nickolite received his bachelor's degree from Nebraska and was certified in August 1981. His primary responsibilities will be the men's and women's basketball teams. He is married to the former Diane Rezac of Brainard, Neb., and they have a son, Bobby.

Welker received his bachelor's degree from Iowa State, and his primary duties are assisting in the supervision of the freshman football training room and coordinating the placement of student trainers at the different athletic events.

Student trainers for the Huskers in the 1981-82 school year are Mark Anderson of Holdrege, Jeff Chambers of Gothenburg, Mark Gillett of Hooper, Ron Hald of Curtis, Tony Koch of Norfolk, Terry Maley of Verdigre, Craig Obermeyer of Milford, Kevin Quitmeyer of Lexington, Dave Ruthsatz of Falls City, and Mark Scheuler of Hutchinson, Kan.



Dr. Samuel I. Fuenning
Director of
Athletic Medicine



Dr. Pat Clare
Team Physician
Orthopedic Surgeon



Dr. Chuck Newman
Team Physician
Orthopedic Surgeon



Jack Nickolite
Graduate Assistant
Trainer



NEBRASKA'S 100-POINT GAMES

Date	Opponent	Site	NU	Opp.
Dec. 1, 1965	Wisconsin	Madison, Wis.	101	88
Dec. 12, 1966	Washington State	Lincoln	100	75
Jan. 2, 1967	Sweden Nationals*	Lincoln	103	78
Dec. 4, 1967	Fullerton State	Lincoln	111	74
Jan. 27, 1968	Oklahoma	Lincoln	110	90
Dec. 14, 1970	Nevada-Reno	Lincoln	116	71
Dec. 23, 1977	Montana State	Lincoln	104	60
Nov. 24, 1979	Windsor*	Lincoln	113	69
Nov. 30, 1979	South Dakota St.	Lincoln	100	83

*Exhibition

BOB DEVANEY SPORTS CENTER PERSONNEL

JIM ROSS, Assistant Athletic Director and Bob Devaney Sports Center Director

Jim Ross, Assistant Athletic Director and former standout freshman and varsity football coach for the Huskers, is in his sixth year as the Director of the Bob Devaney Sports Center.



Ross, starting his 15th year as Assistant AD, served as the Cornhuskers' head freshman football coach from 1969 to 1975. During his freshman tenure, Ross' 1970, 1971, 1972, 1974 and 1975 teams were undefeated, while he finished with a career mark of 27-1. From 1962 to 1968, he was Nebraska's outstanding defensive backfield coach (NU led the nation in the 1960s).

Entering his 20th year at Nebraska, Ross came to Lincoln in 1962, leaving the University of Wyoming with Bob Devaney and his staff. Ross had served under Devaney for five years at Wyoming and before that at Alpena (Mich.) High School. Prior to teaming with Devaney, Ross was the head football coach at Newaygo (Mich.) High School and Standish (Mich.) High School.

Before entering coaching, Ross played for three years as a center and end at Eastern Michigan College, where he graduated in 1939. After college, he fought with the U.S. Army's 33rd Infantry Division during WWII and won the Bronze Star for gallantry in the Philippines.

A 1950 Masters recipient from Wayne University, Ross is married to the former Maurine Martinson and is the father of three daughters, Sharon, Margaret and Kathleen. He has six grandchildren.

Ross' Office Phone: 402-472-1133 (Home: 489-5814).

PAUL SCHNEIDER, Administrative Assistant

Paul Schneider is in his fifth year as Nebraska's administrative assistant to Jim Ross, head of the Sports Center.

Before becoming the administrative aide, Schnieder was the Huskers long time head trainer. He was the NU head trainer from 1952-1976, 25 years.



Schneider graduated from Nebraska in 1952, the same year he became trainer. As a student, he was an assistant trainer and also helped coach the Nebraska golf team.

Before that, he was co-owner with his brother of a golf course in Hastings from 1946-50. From 1940-46, he served with the 319th Bomb Group as an Air Force Captain.

Among his honors are, host trainer for the National Trainers Conference at Lincoln in 1954, accompanying the Huskers to 14 postseason football games, receiving his 25-year service award from the National Athletic Trainers Association, and being named the KFOR Sportsman of the Year. In May of 1978, he received the Nebraska Football Hall of Fame Special Merit Award.

Schneider and his wife, Georgia, have three daughters—Connie, Pam and Cindy, and a son, Jeff, a past NU football letterman. The Schneiders have five grandsons. **Office Phone: 402-472-1132 (Home: 489-4308).**

ORVAL BORGIALLI, Administrative Assistant

Starting his fourth year as an administrative assistant at the Bob Devaney Sports Center is Orval Borgialli, the Huskers longtime wrestling coach (1964-78) who left that post in the spring of 1978 to take the position at the Sports Center.



Borgialli came to Nebraska in the fall of 1964 after coaching wrestling at Niobrara County High School in Lusk, Wyo., one of the toughest prep wrestling schools in the state.

A native of Newcastle, Wyo., Borgialli participated in high school wrestling, football, and track. He then attended Chadron State College and was an outstanding athlete—competing on the football team for four years and going undefeated in dual wrestling meets. He received his bachelor's degree at Chadron and his master's at Colorado State Teachers College in Greeley, Colo. (now Northern Colorado).

Borgialli appeared in the 1970 edition of *Outstanding Young Men of America*. He was also meet director for wrestling competition for the 1974 and 1977 Junior Olympics, both held in Lincoln.

Coach Borgialli was chosen team leader for the AAU Cultural Exchange team that travelled to West Germany in the summer of 1977. The American wrestlers, primarily from Midwestern universities, returned home undefeated.

Borgialli is married to the former Carol Burg of Hot Springs, S.D., and they have three children: Susan, Merlen, and Mike.

JERRY LOTT, Operational Superintendent

Jerry Lott is in his fifth year as operational superintendent for the Bob Devaney Sports Center.

Prior to March 1976, when the building was first occupied, Jerry served in the capacity of the architect's field representative at the site, working with all phases of construction from 1971-76.



Jerry is a native of Lincoln, and a graduate of both Lincoln High School and the University of Nebraska where he received a Bachelor of Science degree in Civil Engineering in 1958. He became a Nebraska Registered Professional Engineer in 1966. Jerry also served with the U.S. Army Signal Corps in Korea.

Jerry and his wife, the former Constance Schaaf have two children—Greg and Kristin, who is in the 11th grade at Lincoln Northeast High School.

BIG EIGHT CONFERENCE:

NO. 1 IN COLLEGE BASKETBALL, FULL INTERCOLLEGIATE EXCELLENCE



CARL JAMES
Commissioner



DR. PRENTICE GAUTT
Assistant Commissioner



STEVE HATCHELL
Assistant Commissioner

The Big Eight Conference, under the direction of Commissioner Carl James and Faculty Representatives of each school, is one of the outstanding intercollegiate organizations in the nation.

Administrative offices are located at the River Hills/Mark I Building in Kansas City, Mo.

Commissioner James, former Maryland Athletic Director, heads a staff of outstanding people who give leadership and direction to a full, well-rounded and respected intercollegiate program.

Steve Hatchell, former director of the Service Bureau, is in his fourth year as Assistant Commissioner, Prentice Gautt is in his third year as Assistant Commissioner, and Bruce Finlayson is serving his seventh year as director of football officials and also in his seventh year is Bernie Saggau, director of basketball officials. In his fourth year as Director of the Service Bureau is former Oklahoma Assistant Sports Information Director Bill Hancock. Tracie Dittmore is in her second year as Hancock's assistant and Tami Gannon is Hatchell's assistant in charge of Big Eight women's athletics. The Big Eight secretaries are Mrs. D'Anne Stein Carnahan, Miss Carrollyn Miller and Betty Ackerley.

BIG EIGHT PHONE: AC 816, 471-5088.




BRUCE FINLAYSON
Director of Football
Officials



BERNIE SAGGAU
Director of Basketball
Officials



BILL HANCOCK
Service Bureau
Director





1980-81 NU IN REVIEW

FINAL 1980-81 HUSKER BASKETBALL STATS

(27 games—Won 15, Lost 12)

Returnees in boldface

Player	g-gs	min-avg.	fg-figa	pct.	ft-fta	pct.	rb	avg.	pf-d	st	bs	as	to	pts.	avg.
Smith	26-26	936-36.0	185-314	.589	105-152	.691	172	6.6	83-3	24	20	63	79	475	18.3
Moore	27-27	984-36.4	111-221	.502	118-128	.922	54	2.0	48-1	36	4	108	49	340	12.6
Walton	27-22	700-25.9	89-174	.511	47-63	.746	130	4.8	83-4	21	7	26	28	225	8.3
Naderer	27-25	684-25.3	69-152	.454	26-32	.813	22	0.8	46-0	15	3	43	28	164	6.1
Collins	21-21	572-27.2	66-154	.429	17-24	.708	48	2.3	60-0	26	4	37	35	149	7.1
Downing	27-8	688-25.5	54-136	.397	20-23	.870	95	3.5	66-2	26	18	35	34	128	4.7
Shoecraft	23-4	322-14.4	27-60	.450	17-36	.472	67	2.9	31-0	5	7	9	15	71	3.1
Renfro	21-1	211-10.0	25-54	.463	14-23	.609	39	1.9	31-0	13	2	12	16	64	3.0
Williams	20-0	216-10.8	20-53	.377	5-8	.625	17	0.9	29-1	11	3	14	21	45	2.3
Berwald	10-1	75-7.5	9-20	.450	3-7	.429	21	2.1	19-0	2	2	2	4	21	2.1
Gilreath	8-0	28-3.5	7-17	.412	4-7	.571	3	0.4	5-0	0	0	0	5	18	2.3
Stange	8-0	24-3.0	4-5	.800	4-4	1.000	3	0.4	7-0	0	1	4	4	12	1.5

Team rebounds: 66

Nebraska	27	5450	666-1360	.490	380-507	.750	737	27.3	508-11	179	71	353	318	1712	63.4
Opponents	27	5450	631-1265	.599	350-473	.739	753	29.0	500-16	139	66	311	393	1612	62.0

1980-81 SCHEDULE, SCORES, ATTENDANCE

Date	NU	Opp.	Result	Attendance	NU Top Scorer	NU Top Rebounder
11/26	59	Wyoming	L	7,800	18. Moore	7. Smith
11/29	53	Idaho	L	7,750	13. Collins	12. Shoecraft
12/6	61	at Creighton	L	8,742	18. Moore	11. Smith
12/9	75	Penn. State	W	7,308	21. Moore	12. Walton
12/12	67	*Loyola-Marymount	W	12,104	26. Smith	15. Smith
12/13	55	†at Utah	L	12,333	16. Moore	9. Walton
12/20	79	NW Missouri State	W	7,020	22. Smith	7. Smith
12/22	54	Colorado State	W	6,008	24. Smith	11. Smith
12/23	69	Montana	W	3,571	15. Collins	7. Shoecraft
12/27	62	at Ball State	L	6,880	26. Smith	8. Downing, Smith
12/27	67	# Arkansas	L	7,994	24. Smith	6. Smith
12/30	52	Sontoma State	W	5,646	12. Naderer, Walton	7. Berwald
1/5	84	*Kansas State	W	11,935	20. Smith	7. Walton
1/14	59	*at Oklahoma State	W	7,000	20. Smith	6. Downing, Walton
1/17	70	*Colorado	L	8,515	16. Walton	8. Walton
1/21	59	*Missouri	W	12,579	23. Smith	8. Downing, Smith
1/24	66	*at Iowa State	W	9,017	25. Smith	6. Smith
1/28	61	*Kansas	W	7,821	15. Smith	5. Smith
1/31	57	*at Oklahoma	W	4,499	25. Moore	6. Smith
2/4	71	*Oklahoma State	W	\$15,038	23. Smith	6. Collins, Smith
2/7	62	*at Colorado	W	5,005	17. Smith	7. Smith
2/11	57	*at Kansas State	L	11,520	15. Smith	9. Smith
2/14	49	*Iowa State	W	11,118	24. Smith	5. Walton
2/18	81	*at Missouri	L	10,483	16. Moore	7. Smith
2/21	45	*at Kansas	L	13,835	19. Smith	6. Smith
2/25	49	*Oklahoma	W	15,003	25. Smith	11. Walton
2/28	90	**Colorado	L	9,371	19. Naderer	6. Smith
3/3	66					

*—Big Eight Conference games. **—Big Eight Conference Tournament game. †—Utah Classic at Salt Lake City; Utah. #—at Little Rock, Ark. \$—Bob Devaney Sports Center record.

Overall record: 15-12, home 11-4, away 3-7, neutral 1-1.

Big Eight record: 9-5 (2nd—tie), home 6-1, away 3-4.

Season attendance: total 245,795 (9,104 avg.); home 136,483 (9,099); away 101,318 (9,211); neutral 7,994 (7,994).

Big Eight attendance: total 143,368 (10,241); home 82,009 (11,716); away 61,359 (8,766).

FINAL 1981 HUSKER BIG EIGHT BASKETBALL STATISTICS

(14 Games—Won 9, Lost 5)
Returnees in boldface

Player	g-gs	min-avg.	fg-figa	pct.	ft-fla	pct.	rb	avg.	pt-d	st	bs	as	to	pts.	avg.
Smith	14-14	522-37.3	103-182	.566	67-96	.698	86	6.1	42-1	14	15	34	50	273	19.5
Moore	14-14	516-36.9	67-121	.554	46-51	.902	26	1.9	20-0	21	4	56	26	180	12.9
Walton	14-14	409-29.2	56-106	.528	25-30	.833	72	5.1	44-2	9	5	11	15	137	9.8
Naderer	14-14	376-26.6	37-79	.468	11-15	.733	13	0.9	27-0	8	2	21	16	85	6.1
Downing	14-5	383-27.4	27-67	.403	12-14	.857	51	3.6	38-1	16	11	19	16	66	4.7
Collins	9-9	222-24.7	20-48	.471	6-9	.667	18	2.0	25-0	11	4	13	11	46	5.1
Williams	9-0	112-12.4	12-24	.500	2-3	.667	9	1.0	12-0	2	3	7	8	26	2.9
Renfro	8-0	57-7.1	10-22	.455	3-4	.750	14	1.8	9-0	4	1	4	9	23	2.9
Shoecraft	13-0	160-12.3	8-17	.471	5-15	.333	29	2.2	19-0	1	5	7	8	21	1.6
Gilreath	4-0	11-2.8	4-7	.571	3-5	.600	0	0.0	0-0	0	0	0	3	11	2.8
Berwald	4-0	22-5.5	2-6	.333	2-3	.667	5	1.3	8-0	0	0	1	2	6	1.5
Stange	4-0	10-2.5	1-1	1.000	0-0	---	0	0.0	5-0	0	0	2	2	2	0.5

Team rebounds: 40

Nebraska	14	2800	347-680	.510	182-245	.743	363	25.9	250-4	86	50	175	166	876	62.6
Opponents	14	2800	340-681	.499	164-218	.752	384	29.5	244-8	84	43	146	175	844	64.9

FINAL 1980-81 NEBRASKA STAT HIGHS

(27 Games)

	POINTS	REBOUNDS
Jerry Shoecraft	9, Penn St., h	12, Ida, h
Greg Downing	10, NWMS, h	8, twice
Andre Smith	26, twice	15, LM, a
Ray Collins	15, Mont., h	6, OSU, h
Jack Moore	25, OU, a	5, CR, a
Mike Naderer	19, CU, h	2, four times
Eric Williams	13, ISU, h	4, ISU, h
Kenny Walton	20, Penn St., h	12, Penn St., h
Claude Renfro	11, OSU, a	7, OU, h
Lance Berwald	8, Son. St., h	7, Son. St., h
Drew Stange	6, Son. St., h	2, Son. St., h
Ivan Gilreath	9, OU, h	1, three times

INDIVIDUAL HIGHS

Points Scored—26, Smith vs. Loyola Marymount, Ball St., a
 Field Goals—11, Smith vs. ISU, a
 Field Goal Attempted—18, Smith vs. Mo., h
 Field Goal Percent—1.000 (6-6), Moore and Williams vs. ISU, h
 Free Throws—14, Moore vs. Wyoming, h
 Free Throws Attempted—16, Moore vs. Penn St., h
 Free Throw Percent—1.000 (14-14), Moore vs. Wyoming, h*
 Rebounds—15, Smith vs. Loyola Marymount, a
 Assists—8, Moore vs. Mont., h; Kansas, h
 Blocked Shots—2, Several players
 Steals—5, Smith vs. OSU, h; Downing vs. OU, h
 Minutes—45, Smith & Moore vs. CR, a

TEAM

NEBRASKA

Points Scored
 One Half
 Field Goals
 Field Goals Attempts
 Field Goal Percent
 Free Throws
 Free Throws Attempted
 Free Throw Percent
 Rebounds
 Assists
 Blocked Shots
 Steals
 Personal Fouls
 Turnovers

HIGHS

90, OU, h
 48, OU, h (2nd H)
 36, Son. St., h
 69, Son. St., h
 66.6, ISU, h
 33, PSU, h
 40, PSU, h
 92.8, ISU, h
 39, twice
 26, ISU, h
 4, twice
 21, Son. St., h
 24, three times
 20, KU, a

LOWS

45, MU, a
 19, MU, a (2nd)
 18, Wyo., h
 37, Utah, a
 33.9, Ida., h
 6, ARK, a
 8, MU, a
 58.3, ISU, a
 19, CU, h
 2, OU, a
 0, several times
 1, KSU, a
 15, four times
 7, twice

OPPONENTS

Points Scored
 One Half
 Field Goals
 Field Goal Attempts
 Field Goal Percent
 Free Throws
 Free Throw Attempts
 Free Throw Percent
 Rebounds
 Assists
 Blocked Shots
 Steals
 Turnovers

81, OSU, a
 42, KSU, a (2nd H)
 32, KU, a
 65, OU, h
 75.7, CU, h**
 24, CU, h
 31, CU, h
 1.000, CU, h
 41, Wyo., h
 22, KSU, a
 7, KSU, a
 10, KU, a
 28, Sou. St., h

46, Mont., h*
 21, twice
 17, Son. St., h
 33, CU, h
 36.1, Son. St., h
 6, KU, h
 11, CSU, h
 50.0, KU, h
 19, ISU, h
 5, twice
 0, several times
 1, several times
 5, KSU, a

*Ties BDSC record

**Big 8 record

1980-81 Nebraska Individual Game Scoring—Rebounding

	Smith	Moore	Wallon	Naderer	Collins	Downing	Shoecraft	Renfro	Williams	Borwald
Wyoming (L, 59-62-ot)	8-7	18-3	1-1	2-0	13-2	4-2	5-5	2-1	0-1	6-4
Idaho (L, 53-64) at Creighton (L, 61-66-ot)	DNP	8-0	2-1	DNP	13-4	2-5	8-12	10-4	2-2	0-2
Penn St. (W, 75-50)	8-4	21-3	20-12	2-0	4-2	4-1	9-2	7-3	0-0	0-0
Loyola* (W, 67-66) at Utah*	26-15	10-1	6-8	6-2	8-3	4-4	2-3	3-2	2-1	DNP
(L, 55-57) NW Missouri St. (W, 79-59)	12-2	16-1	9-9	4-1	12-3	2-3	DNP	0-3	DNP	DNP
Colorado St. (W, 54-48)	22-7	13-3	6-5	4-2	4-2	10-5	4-4	8-2	4-1	0-1
Montana (W, 69-46) at Ball State (L, 62-67)	24-11	12-4	2-5	2-0	2-2	6-3	DNP	5-4	1-1	DNP
Arkansas** (L, 52-64)	14-6	8-2	4-0	4-0	15-3	6-1	6-7	2-1	4-1	1-2
Sonoma St. (W, 84-49)	26-8	4-1	9-3	6-0	6-2	6-8	5-0	0-0	0-0	DNP
Kansas St. (W, 59-49) at Oklahoma St. (L, 70-81)	24-6	10-2	6-4	2-0	8-3	2-2	DNP	0-0	0-0	DNP
Colorado (L, 59-62)	6-3	6-1	12-4	12-0	10-4	8-6	6-3	4-4	4-0	8-7
Missouri (W, 66-53) at Iowa State (W, 61-56)	20-5	14-3	17-7	2-1	6-8	0-5	0-0	0-0	DNP	DNP
Kansas (W, 57-54) at Oklahoma (W, 71-59)	20-4	16-1	12-6	6-1	0-1	4-6	2-1	11-3	DNP	0-1
Oklahoma St. (W, 62-54) at Colorado (W, 57-56) at Kansas St. (L, 49-66)	15-5	9-1	16-8	10-0	6-0	3-4	DNP	DNP	DNP	DNP
Iowa St. (W, 81-61) at Missouri (L, 45-55) at Kansas (L, 49-75)	23-8	20-2	3-4	2-1	8-2	8-8	2-5	0-0	0-0	DNP
Oklahoma (W, 90-63) Colorado (L, 70-66)	25-6	6-1	12-4	2-1	6-4	8-5	0-0	0-0	2-1	DNP
*Utah Classic. **at Little Rock.	15-5	13-2	6-2	10-2	6-1	4-4	3-2	DNP	DNP	DNP
	24-6	25-3	4-3	4-1	6-1	4-5	4-4	DNP	0-0	DNP
	23-6	16-3	4-3	5-1	6-6	6-2	2-2	DNP	DNP	DNP
	17-7	7-2	10-5	8-1	2-0	7-2	0-2	DNP	6-1	DNP
	15-9	8-1	6-4	14-1	DNP	4-4	0-0	0-2	0-0	DNP
	24-4	12-0	8-5	2-1	DNP	8-3	4-4	4-2	13-4	2-2
	8-7	16-2	10-5	9-0	DNP	2-1	0-3	DNP	0-1	DNP
	19-6	6-3	13-5	4-1	DNP	0-1	0-2	2-2	5-0	0-0
	25-8	12-2	16-11	7-1	DNP	8-1	5-3	4-7	0-2	4-2
	18-6	16-2	7-5	19-2	DNP	4-3	0-0	0-1	2-1	DNP

NEBRASKA GAME-BY-GAME IN 1980-81

	GAME	FG-FGA	FG%	FT-FTA	FT%	REB.	PF	TP
1.	Wyoming	24-43	55.8	14-23	60.8	41	26	62
	Nebraska (ot)	18-52	34.6	23-31	74.1	27	24	59
2.	Idaho	22-47	46.8	20-28	71.4	37	23	64
	Nebraska	19-56	33.9	15-23	65.2	35	24	53
3.	Nebraska	26-59	44.0	9-12	75.0	26	22	61
	Creighton (ot)	24-41	58.5	18-23	78.2	31	17	66
4.	Penn State	21-46	45.6	8-12	66.7	21	31	50
	Nebraska	21-42	50.0	33-40	82.5	31	17	75
5.	Nebraska	25-60	41.7	17-25	68.0	39	16	67
	Loyola-Marymount	26-59	44.1	14-16	87.5	37	19	66
6.	Nebraska	23-37	62.2	9-13	69.2	22	17	55
	Utah	24-44	54.5	9-14	64.3	21	16	57
7.	NW Missouri State	23-55	41.8	13-18	72.2	30	17	59
	Nebraska	33-63	52.3	13-15	86.7	36	19	79
8.	Colorado State	19-42	45.2	10-11	90.9	26	18	48
	Nebraska	20-47	42.5	14-22	63.6	31	18	54
9.	Montana	18-40	45.0	10-17	58.8	22	17	46
	Nebraska	27-51	52.9	15-18	83.3	27	18	69
10.	Nebraska	27-52	51.9	8-10	80.0	25	22	62
	Ball State	25-41	61.0	17-23	73.9	22	18	67
11.	Nebraska	23-52	44.2	6-9	66.7	21	17	52
	Arkansas	26-39	66.7	12-16	75.0	22	10	64
12.	Sonoma State	17-47	36.1	15-23	65.2	31	17	49
	Nebraska	36-69	52.1	12-14	85.7	38	20	84
13.	Kansas State	20-44	45.4	9-12	75.0	27	20	49
	Nebraska	21-44	47.7	17-24	70.8	25	15	59
14.	Nebraska	29-61	47.5	12-17	70.6	31	21	70
	Oklahoma State	31-54	57.4	19-22	86.4	32	15	81
15.	Colorado	25-33	75.8	12-12	100.0	24	14	62
	Nebraska	25-57	43.8	9-12	75.0	19	15	59
16.	Missouri	21-46	45.6	11-17	64.7	25	17	53
	Nebraska	25-47	53.1	16-20	80.0	33	20	66
17.	Nebraska	27-45	60.0	7-12	58.3	27	15	61
	Iowa State	23-49	46.9	10-12	83.3	24	13	56
18.	Kansas	24-48	50.0	6-12	50.0	24	15	54
	Nebraska	21-42	50.0	15-18	83.3	21	16	57
19.	Nebraska	25-47	53.2	21-26	80.8	25	17	71
	Oklahoma	25-64	39.1	9-15	60.0	35	27	59
20.	Oklahoma State	23-50	46.0	8-12	66.7	35	24	54
	Nebraska	23-44	52.2	16-25	64.0	24	15	62
21.	Nebraska	24-44	54.5	9-15	60.0	22	18	57
	Colorado	21-45	46.7	14-17	82.4	28	19	56
22.	Nebraska	20-42	47.6	9-11	81.8	23	23	49
	Kansas State	25-44	56.8	16-20	80.0	22	11	66
23.	Iowa State	25-53	47.1	11-16	68.8	19	17	61
	Nebraska	34-51	66.7	13-14	92.9	29	17	81
24.	Nebraska	19-45	42.2	7-8	87.5	21	21	45
	Missouri	19-34	55.9	17-21	81.0	22	12	55
25.	Nebraska	19-46	41.3	11-17	64.7	25	16	49
	Kansas	32-52	61.5	11-16	68.8	32	16	75
26.	Oklahoma	26-65	40.0	11-14	78.6	35	24	63
	Nebraska	35-66	53.0	20-27	74.1	39	21	90
27.	Colorado	23-40	57.5	24-31	77.4	28	27	70
	Nebraska	21-40	52.5	24-32	75.0	22	24	66

NU GAME-BY-GAME IN 1980-81*

Game No. 1

Wyoming 62, Nebraska 59 (ot)

Nov. 26—at Lincoln

WYOMING (62): Kenneth Ollie 4-5 1-2 10 4 9. Bill Garnett 5-11 3-4 12 5 13. Greg Thesenvitz 1-1 0-1 3 1 2. Charles Bradley 4-9 6-9 4 3 14. Mike Jackson 5-7 2-2 4 4 12. Anthony Jackson 1-2 0-1 2 4 2. Mark Wrapp 0-0 0-1 1 0. David Koehn 0-0 0-0 0 0 0. Chris Engler 4-8 2-3 4 4 10. Team rebounds 1. **Totals 24-43 14-23 41 26 62.**

NEBRASKA (59): Jerry Shoecraft 2-7 1-2 5 2 5. Greg Downing 1-5 2-2 2 2 4. Andre Smith 3-6 2-5 7 3 8. Mike Naderer 1-4 0-0 0 3 2. Jack Moore 2-12 14-14 3 3 18. Ray Collins 5-12 3-4 2 4 13. Eric Williams 0-0 0-0 1 1 0. Kenny Walton 0-0 1-2 1 2 1. Claude Renfro 1-3 0-0 1 2 2. Lance Berwald 3-3 0-2 4 2 6. Team rebounds 1. **Totals 18-52 23-31 27 59.**

Halftime score: 26-26. Regulation score: 52-52. FG%: Wyoming 55.8. Nebraska 34.6. FT%: Wyoming 60.8. Nebraska 74.1. Attendance: 7,800.

Game No. 2

Idaho 64, Nebraska 53

Nov. 29—at Lincoln

IDAHO (64): Phil Hobson 1-4 4-6 10 4 6. Ron Maben 6-12 2-8 3 14. Jeff Brudie 4-8 0-0 5 4 8. Brian Kellerman 5-11 5-6 2 4 15. Pete Prigge 0-1 0-0 1 0. Zane Frazier 0-0 0-0 0 0 0. Dan Forge 4-4 5-8 3 4 13. Ben Ross 0-0 0-0 0 0 0. Mike Dow 0-0 0-0 0 0 0. Freeman Watkins 1-1 1-2 1 0 3. Mike Maben 0-0 0-0 0 0 0. Team rebounds 2. **Totals 22-47 20-28 37 23 64.**

NEBRASKA (53): Jerry Shoecraft 2-7 4-6 12 4 8. Greg Downing 0-6 2-2 5 4 2. Lance Berwald 0-1 0-0 2 3 0. Ray Collins 5-13 3-6 4 2 13. Jack Moore 3-10 2-2 0 3 8. Eric Williams 1-3 0-1 2 3 2. Kenny Walton 0-1 2-2 1 0 2. Claude Renfro 4-6 2-4 4 2 10. Team rebounds 2. **Totals 19-56 15-23 35 24 53.**

Halftime score: Idaho, 28-25. FG%: Idaho 46.8. Nebraska 33.9. FT%: Idaho 71.4. Nebraska 65.2. Attendance: 7,750.

Game No. 3

Creighton 66, Nebraska 61 (ot)

Dec. 6—at Omaha

NEBRASKA (61): Jerry Shoecraft 2-7 1-3 2 3 5. Ray Collins 4-12 0-0 2 4 8. Andre Smith 7-10 0-0 11 3 14. Jack Moore 6-10 6-6 5 2 18. Mike Naderer 4-8 0-0 1 3 8. Greg Downing 2-4 0-1 1 3 4. Kenny Walton 1-8 2-2 3 4 4. Claude Renfro 0-0 0-0 0 0 0. Team rebounds 1. **Totals 26-59 9-12 26 22 61.**

CREIGHTON (66): George Morrow 3-7 4-4 11 1 10. Daryl Stovall 2-2 1-3 1 4 5. Jim Honz 6-10 7-9 6 2 19. Michael Johnson 5-9 4-5 4 3 14. Kevin McKenna 3-7 2-2 6 4 8. Alex Stivrins 4-5 0-0 1 2 7. Paul Trieschman 0-0 0-0 1 1 0. Kevin Ross 1-1 0-0 0 0 2. Team rebounds 1. **Totals 24-41 18-23 31 17 66.**

Halftime score: 28-28. Regulation score: 55-55. FG%: Nebraska 44.0. Creighton 58.5. FT%: Nebraska 75.0. Creighton 78.2. Attendance: 8,742.

*—Statistics listed are: fg-fga ft-fta re. pf tp.

Game No. 4

Nebraska 75, Penn State 50

Dec. 9—at Lincoln

PENN STATE (50): Dick Mumma 0-2 0-0 0 0 0. Mike Lang 4-6 0-1 6 3 8. Frank Brickowski 3-7 0-0 3 5 6. Mike Edelman 2-6 0-0 0 5 4. Rich Fetter 2-6 0-0 1 3 4. Craig Buffie 2-4 0-2 0 4 4. Tracy Peal 1-2 0-0 1 3 2. Brian Dean 2-4 2-2 4 3 6. Scott Wolz 3-4 0-7 2 4 12. Jim Solic 2-4 0-0 0 0 4. Donnie Mays 0-0 0-0 1 0 0. David Griffin 0-1 0-0 0 1 0. Team rebounds 3. **Totals 21-46 8-12 21 31 50.**

NEBRASKA (75): Kenny Walton 5-6 10-11 12 2 20. Ray Collins 1-3 2-2 2 3 4. Andre Smith 4-8 0-0 4 5 8. Mike Naderer 1-4 0-0 0 2. Jack Moore 4-8 13-16 3 2 21. Jerry Shoecraft 4-6 1-2 2 0 9. Drew Stange 0-0 0-0 1 0 0. Greg Downing 1-3 2-2 1 1 4. Eric Williams 0-0 0-0 0 0 0. Claude Renfro 1-3 5-7 3 4 7. Ivan Gilreath 0-1 0-0 1 0 0. Lance Berwald 0-0 0-0 0 0 0. Team rebounds 2. **Totals 21-42 33-40 31 17 75.**

Halftime score: Nebraska, 30-21. FG%: Penn State 45.6. Nebraska 50.0. FT%: Penn State 66.7. Nebraska 82.5. Attendance: 7,308.

Game No. 5

Nebraska 67, Loyola-Marymount 66

Dec. 12—at Salt Lake City

NEBRASKA (67): Mike Naderer 3-7 0-0 2 0 6. Ray Collins 3-9 2-2 3 3 8. Jack Moore 2-6 6-6 1 3 10. Kenny Walton 3-7 0-1 8 4 6. Andre Smith 10-15 6-10 15 2 26. Jerry Shoecraft 1-3 0-0 3 0 2. Greg Downing 2-7 0-0 4 1 4. Eric Williams 1-4 0-0 1 1 2. Claude Renfro 0-2 3-4 2 2 3. Team rebounds 0. **Totals 25-60 17-25 39 16 67.**

LOYOLA-MARYMOUNT (66): Jim McCloskey 11-23 6-6 3 4 28. Art Claybion 3-4 3-4 6 3 9. Michael Antoine 5-9 3-4 7 4 13. Dan Davis 3-12 2-2 6 4 8. Marty Peterson 1-2 0-0 4 0 2. Robert Goodman 0-0 0-0 0 0 0. Scott Pritchett 2-6 0-0 9 4 4. Michael Young 1-3 0-0 1 0 2. Bruno Marcotulli 0-0 0-0 0 0 0. Team rebounds 1. **Totals 26-59 14-16 37 19 66.**

Halftime score: Loyola, 31-25. FG%: Nebraska 41.7. Loyola 44.1. FT%: Nebraska 68.0. Loyola 87.5. Attendance: 12,104.

Game No. 6

Utah 57, Nebraska 55

Dec. 13—at Salt Lake City

NEBRASKA (55): Kenny Walton 4-6 1-2 9 5 9. Ray Collins 6-8 0-0 3 3 12. Andre Smith 5-9 2-2 2 5 12. Mike Naderer 1-1 2-2 1 1 4. Jack Moore 6-10 4-5 1 1 16. Greg Downing 1-2 0-0 3 1 2. Claude Renfro 0-1 0-2 3 1 0. Team rebounds 0. **Totals 23-37 9-13 22 17 55.**

UTAH (57): Danny Vranes 5-10 0-2 5 1 10. Karl Bankowski 3-9 3-4 4 3 9. Tom Chambers 6-12 3-4 4 2 15. Scott Martin 4-4 0-0 3 4 8. Pace Mannion 4-6 3-4 4 3 11. Peter Williams 0-0 0-0 0 1 0. Craig Hammer 1-2 0-0 0 2. Angelo Robinson 1-1 0-0 1 0 2. Chris Winans 0-0 0-0 0 2 0. Team rebounds 0. **Totals 22-44 9-14 21 16 57.**

Halftime score: Nebraska, 34-26. FG%: Nebraska 62.2. Utah 54.5. FT%: Nebraska 69.2. Utah 64.3. Attendance: 12,233.

NU GAME-BY-GAME IN 1980-81*

Game No. 7

Nebraska 79, NW Missouri St. 59 Dec. 20—at Lincoln

NW MISSOURI STATE (59): Victor Coleman 5-12 2-3 2 2 12, Phil Smith 0-2 0-0 2 3 0, John Fay 2-3 2-2 3 4 6, Anthony Darby 2-10 4-6 2 1 8, Mark Yager 5-11 3-5 7 2 13, Tim Shelby 5-11 2-2 5 2 12, Ricky Owen 0-0 0-0 0 2 0, Scott MacDonald 4-6 0-0 4 1 8. Team rebounds 5. **Totals 23-55 13-18 30 17 59.**

NEBRASKA (79): Ray Collins 2-4 0-0 2 2 4, Kenny Walton 3-4 0-0 5 3 6, Andre Smith 9-17 4-4 7 4 22, Mike Naderer 1-8 2-2 0 4, Jack Moore 3-7 7-8 3 3 13, Jerry Shoecraft 2-3 0-1 4 2 4, Drew Stange 1-1 0-0 0 0 2, Greg Downing 5-7 0-0 5 1 10, Eric Williams 2-4 0-0 1 0 4, Claude Renfro 4-6 0-0 2 1 8, Ivan Gilreath 1-1 0-0 0 2 2, Lance Berwald 0-1 0-0 1 1 0. Team rebounds 4. **Totals 33-63 13-15 36 19 79.**

Halftime score: Nebraska, 35-30. FG%: NW Missouri 41.8, Nebraska 52.3. FT%: NW Missouri 72.2, Nebraska 86.6. Attendance: 7,020.

Game No. 8

Nebraska 54, Colorado State 48 Dec. 22—at Lincoln

COLORADO STATE (48): Michael Bland 0-1 0-0 0 0, Scott Mann 0-4 0-0 6 3 0, Rick Semin 1-4 2-2 6 4 4, Kevin Bromley 3-6 0-0 3 0 6, Eddie Hughes 5-11 0-0 1 2 10, Ray Holmes 5-7 2-2 2 2 12, Dave Horner 4-5 2-2 2 2 10, Solomon Williams 1-4 4-5 5 5 6. Team rebounds 1. **Totals 19-42 10-11 26 18 48.**

NEBRASKA (54): Ray Collins 1-4 0-0 2 3 2, Kenny Walton 1-4 0-2 5 5 2, Andre Smith 9-13 6 10 11 3 24, Mike Naderer 1-5 0-0 1 2, Jack Moore 3-7 6-6 4 1 12, Greg Downing 3-7 0-0 3 1 6, Eric Williams 0-2 1-2 1 0 1, Claude Renfro 2-5 1-2 4 4 5. Team rebounds 1. **Totals 20-47 14-22 31 18 54.**

Halftime score: Nebraska, 23-22. FG%: Colorado State 45.2, Nebraska 42.5. FT%: Colorado State 90.9, Nebraska 63.6. Attendance: 6,008.

Game No. 9

Nebraska 69, Montana 46 Dec. 23—at Lincoln

MONTANA (46): Rod Brandon 2-2 0-0 1 2 4, Derrik Pope 3-5 0-0 2 1 6, Craig Larsen 2-3 0-1 0 4 4, Marc Glass 3-4 0-0 1 3 6, Craig Zannon 5-9 3-4 5 2 13, Dave Johnson 0-1 1-2 0 2 1, Brian Morris 0-2 0-0 1 0 0, Ron Brumfield 0-1 1-2 0 0 1, Doug Selvig 1-5 2-2 2 0 4, Rob Hurley 0-1 1-2 0 2 1, Tim Knight 0-0 2-4 2 0 2, Martin Green 2-7 0-0 7 1 4. Team rebounds 1. **Totals 18-40 10-17 22 17 46.**

NEBRASKA (69): Ray Collins 7-12 1-1 3 2 15, Kenny Walton 1-3 2-2 0 3 4, Andre Smith 6-10 2-2 6 2 14, Mike Naderer 2-2 0-1 0 0 4, Jack Moore 2-4 4-4 2 0 8, Jerry Shoecraft 2-2 2-2 7 1 6, Drew Stange 0-0 2-2 0 2 2, Greg Downing 3-7 0-0 1 4 6, Eric Williams 2-3 0-0 1 1 4, Claude Renfro 1-1 0-0 1 1 2, Ivan Gilreath 1-3 1-2 1 0 3, Lance Berwald 0-4 1-2 2 2 1. Team rebounds 3. **Totals 27-51 15-18 27 18 69.**

Halftime score: Nebraska, 35-25. FG%: Montana 45.0, Nebraska 52.9. FT%: Montana 58.8, Nebraska 83.3. Attendance: 3,571.

Game No. 10

Ball State 67, Nebraska 62 Dec. 27—at Muncie

NEBRASKA (62): Ray Collins 3-8 0-0 2 3 6, Jerry Shoecraft 2-2 1-1 0 0 5, Andre Smith 10-15 6-7 8 4 26, Jack Moore 2-7 0-0 1 3 4, Mike Naderer 3-5 0-0 0 2 6, Eric Williams 0-1 0-0 0 2 0, Greg Downing 3-5 0-0 8 3 6, Kenny Walton 4-9 1-2 3 4 9, Claude Renfro 0-0 0-0 0 1 0. Team rebounds 3. **Totals 27-52 8-10 25 22 62.**

BALL STATE (67): Bob Albertson 2-3 0-0 3 5 4, Al Gooden 5-10 2-3 6 3 12, George Bradley 3-4 0-0 2 3 6, John Williams 5-7 0-0 3 4 10, Ray McCallum 8-12 11-12 3 1 27, C.C. Fullove 0-0 1-2 1 1 1, Clement Murrell 0-1 0-1 2 0 0, Rick Hampton 2-3 0-1 1 0 4, Mark Thurston 0-1 0-0 0 1 0, Jeff Williams 0-0 3-4 1 0 3. Team rebounds 0. **Totals 25-41 17-23 22 18 67.**

Halftime score: Nebraska 32-29. FG%: Nebraska 51.9, Ball State 61.0. FT%: Nebraska 80.0, Ball State 73.9. Attendance: 6,880.

Game No. 11

Arkansas 64, Nebraska 52 Dec. 30—at Little Rock

NEBRASKA (52): Ray Collins 4-14 0-0 3 4 8, Kenny Walton 3-5 0-0 4 3 6, Andre Smith 10-16 4-7 6 4 24, Mike Naderer 1-5 0-0 0 1 2, Jack Moore 4-7 2-2 2 2 2, Greg Downing 1-4 0-0 2 0 2, Claude Renfro 0-1 0-0 0 0 0, Eric Williams 0-0 0-0 0 0 0. Team rebounds 4. **Totals 23-52 6-9 21 17 52.**

ARKANSAS (64): Brad Friess 3-3 1-2 8 0 7, Keith Peterson 3-5 1-2 3 2 7, Scott Hastings 5-10 1-2 3 2 11, Darrell Walker 3-11 5-6 2 3 21, U.S. Reed 3-4 0-0 1 1 6, Ricky Norton 0-2 0-0 1 1 0, Tony Brown 0-0 2-1 0 2, Carey Kelly 2-2 0-0 1 1 4, Mike Young 2-2 2-2 0 0 6, Greg Skulman 0-0 0-0 1 0 0. Team rebounds 1. **Totals 26-39 12-16 22 10 64.**

Halftime score: Arkansas, 28-26. FG%: Nebraska 44.2, Arkansas 66.7. FT%: Nebraska 66.7, Arkansas 75.0. Attendance: 7,994.

Game No. 12

Nebraska 84, Sonoma State 49 Jan. 5—at Lincoln

SONOMA STATE (49): George Alston 5-9 2-5 5 4 12, Nick Lekas 2-7 0-0 2 1 4, Scott Dreggson 0-0 0-1 0 3 0, Gary Gibson 3-12 7-9 3 13, John Radford 4-9 0-2 2 8, Tracy Wilmont 0-0 0-0 2 0 0, Mike Bell 2-6 2-3 7 3 6, Dave McCall 1-5 0-0 3 0 2, Walt Landry 0-0 4-5 6 1 4. Team rebounds 1. **Totals 17-47 15-23 31 17 49.**

NEBRASKA (84): Ray Collins 5-7 0-0 4 2 10, Claude Renfro 2-3 0-0 4 1 4, Andre Smith 3-7 0-0 3 2 6, Mike Naderer 4-5 4-4 0 1 12, Jack Moore 3-5 0-0 1 0 6, Jerry Shoecraft 2-6 2-4 3 0 6, Drew Stange 2-3 2-2 2 0 6, Greg Downing 3-8 2-6 6 2 8, Eric Williams 1-8 2-0 5 4, Kenny Walton 6-7 0-0 4 2 12, Ivan Gilreath 1-5 0-0 1 2 2, Lance Berwald 4-5 0-0 7 3 8. Team rebounds 3. **Totals 36-69 12-14 38 20 84.**

Halftime score: Nebraska, 44-22. FG%: Sonoma State 36.1, Nebraska 52.1. FT%: Sonoma State 65.2, Nebraska 85.7. Attendance: 5,646.

*—Statistics listed are: fg-fga ft-fta reb. pf tp.

NU GAME-BY-GAME IN 1980-81*

Game No. 13

Nebraska 59, Kansas State 49

Jan. 14—at Lincoln

KANSAS STATE (49): Ed Nealy 4-6 0-0 7 3 8, Randy Reed 4-8 4-6 5 5 12, Les Craft 0-4 0-0 1 3 0, Tim Jankovich 6-10 0-0 1 4 12, Rolando Blackman 5-11 5-6 1 2 15, Steve Reid 0-1 0-0 0 0 0, Fred Barton 0-0 0-0 0 0 0, Eduardo Galvao 0-2 0-0 1 2 0, John Marx 1-2 0-0 8 1 2, Eric Salter 0-0 0-0 1 0 0. Team rebounds 2. **Totals 20-44 9-12 27 20 49.**

NEBRASKA (59): Ray Collins 2-7 2-2 3 4 6, Kenny Walton 7-10 3-4 7 2 17, Andre Smith 7-14 6-11 5 2 20, Mike Naderer 0-3 2-2 1 3 2, Jack Moore 5-9 4-5 3 1 14, Jerry Shoecraft 0-0 0-0 0 0 0, Greg Downing 0-1 0-0 5 3 0, Claude Renfro 0-0 0-0 0 0 0. Team rebounds 1. **Totals 21-44 17-24 25 15 59.**

Halftime score: Nebraska, 27-26. FG%: Kansas State 45.4, Nebraska 47.7. FT%: Kansas State 75.0, Nebraska 70.8. Attendance: 11,935.

Game No. 14

Oklahoma State 81, Nebraska 70

Jan. 17—at Stillwater

NEBRASKA (70): Ray Collins 0-2 0-0 1 4 0, Kenny Walton 4-13 4-4 6 4 12, Andre Smith 8-14 4-5 4 5 20, Mike Naderer 3-6 0-0 1 0 6, Jack Moore 8-13 0-0 1 1 16, Greg Downing 1-6 2-2 6 3 4, Claude Renfro 5-7 1-2 3 1 11, Jerry Shoecraft 0-0 1-2 2 2 1, Lance Berald 0-0 1-1 0 0, Drew Stange 0-0 0-0 0 1 0, Ivan Gilreath 0-0 0-0 0 0 0. Team rebounds 6. **Totals 29-61 12-17 31 21 70.**

OKLAHOMA STATE (81): Ricky Jacobs 5-9 0-0 7 1 10, Raymond Greshaw 5-8 0-0 6 2 10, Leroy Clarks 3-7 6-5 1 12, Eddie Hannon 3-7 3-3 2 2 9, Matt Clark 11-15 3-4 4 1 25, Randy Wright 2-3 4-4 0 2 8, Mark Connolly 0-0 0-0 0 2 0, Dickey Nutt 0-1 1-2 1 0 1, Lorenza Andrews 2-2 2-3 1 1 6, Tracey Penn 0-1 0-0 0 0 0, Brad Livingstone 0-1 0-0 2 1 0, Craig Stunkel 0-0 0-0 0 2 0, Jon Phelps 0-0 0-0 0 0 0, Kim Shahan 0-0 0-0 0 0 0. Team rebounds 3. **Totals 31-54 19-22 32 15 81.**

Halftime score: Oklahoma State, 41-26. FG%: Nebraska 47.5, Oklahoma State 57.4. FT%: Nebraska 70.6, Oklahoma State 86.4. Attendance: 7,000.

Game No. 15

Colorado 62, Nebraska 59

Jan. 21—at Lincoln

COLORADO (62): Jacques Tuz 4-5 0-0 1 8, Brian Johnson 1-1 0-0 5 4 2, Joe Cooper 3-3 2-2 5 4 8, Jay Humphries 1-1 5-5 5 2 7, Jo Jo Hunter 13-18 3-3 3 0 29, Craig Austin 1-2 0-0 2 0 2, Doug Worthington 1-2 2-2 1 3 4, Jon Washington 1-1 0-0 1 2, Vince Kelley 0-0 0-0 1 0 0. Team rebounds 1. **Totals 25-33 12-12 24 14 62.**

NEBRASKA (59): Ray Collins 3-8 0-0 4 6, Kenny Walton 8-13 0-1 8 2 16, Andre Smith 4-9 7-9 5 3 15, Mike Naderer 5-10 0-0 0 0 10, Jack Moore 4-10 1-1 12 9, Greg Downing 1-6 1-1 4 4 3. Team rebounds 1. **Totals 25-57 9-12 19 15 59.**

Halftime score: Nebraska, 31-30. FG%: Colorado 75.7, Nebraska 43.8. FT%: Colorado 100.0, Nebraska 75.0. Attendance: 8,515.

Game No. 16

Nebraska 66, Missouri 53

Jan. 24—at Lincoln

MISSOURI (53): Curtis Berry 0-0 0-0 1 1 0, Marvin McCrary 3-4 2-6 5 1 8, Steve Stipanovich 5-10 0-0 4 4 10, Jon Sundvold 7-12 2-3 1 2 16, Ricky Frazier 3-9 6-6 5 12, Barry Laurie 0-0 0-0 0 2 0, Shawn Teague 0-1 0-0 1 1 0, Mike Foster 0-0 0-0 1 1 0, Carl Amos 2-5 0-1 2 2 4, Ron Jones 1-5 1-1 4 0 3. Team rebounds 1. **Totals 21-46 11-17 25 17 53.**

NEBRASKA (66): Ray Collins 4-9 0-0 2 4 8, Kenny Walton 0-2 3-4 4 3 3, Andre Smith 9-18 5-8 8 4 23, Mike Naderer 1-3 0-0 1 2 2, Jack Moore 7-8 6-6 2 1 20, Jerry Shoecraft 1-2 0-0 5 1 2, Greg Downing 3-4 2-2 8 4 8, Eric Williams 0-1 0-0 0 1 0, Claude Renfro 0-0 0-0 0 0 0. Team rebounds 3. **Totals 25-47 16-20 33 20 66.**

Halftime score: Nebraska, 34-30. FG%: Missouri 45.6, Nebraska 53.1. FT%: Missouri 64.7, Nebraska 80.0. Attendance: 12,579.

Game No. 17

Nebraska 61, Iowa State 56

Jan. 28—at Ames

NEBRASKA (61): Kenny Walton 6-8 0-0 4 1 12, Ray Collins 2-4 2-3 4 6, Andre Smith 11-14 3-6 6 2 25, Jack Moore 2-7 2-2 1 1 6, Mike Naderer 1-4 0-0 1 1 2, Greg Downing 4-7 0-1 5 2 8, Jerry Shoecraft 0-0 0-0 0 2 0, Claude Renfro 0-0 0-0 0 1 0, Eric Williams 1-1 0-0 1 1 2. Team rebounds 5. **Totals 27-45 12-17 25 61.**

IOWA STATE (56): Robert Estes 8-17 4-4 3 0 20, Bill Buchanan 1-1 0-0 0 0 2, Derrick Thomas 2-4 0-0 3 3 4, Lefty Moore 2-7 2-2 1 4 6, Ron Harris 5-13 2-2 5 2 12, Charles Harris 5-7 2-4 4 3 12, Doug Jones 0-0 0-0 0 1 0, John Ness 0-0 0-0 0 0 0, Malvin Warrick 0-0 0-0 0 0 0. Team rebounds 8. **Totals 23-49 10-12 24 13 56.**

Halftime score: Iowa State, 32-26. FG%: Nebraska 60.6, Iowa State 46.9. FT%: Nebraska 58.3, Iowa State 83.3. Attendance: 9,017.

Game No. 18

Nebraska 57, Kansas 54

Jan. 31—at Lincoln

KANSAS (54): David Magley 0-2 0-0 1 0 0, Art Housey 6-8 1-2 7 1 13, Victor Mitchell 3-5 0-0 4 2 6, Darnell Valentine 5-12 3-6 5 3 13, Tony Guy 6-8 0-1 4 12, Booty Neal 3-8 0-0 1 3 6, John Crawford 1-5 2-3 3 2 4. Team rebounds 2. **Totals 24-48 6-12 24 15 54.**

NEBRASKA (57): Ray Collins 2-5 2-2 1 3 6, Kenny Walton 3-5 0-0 2 3 6, Andre Smith 5-12 5-6 5 3 15, Mike Naderer 5-8 0-0 2 3 10, Jack Moore 4-7 5-6 2 1 13, Jerry Shoecraft 1-1 1-2 2 2 3, Greg Downing 1-4 2-2 4 1 4. Team rebounds 3. **Totals 21-42 15-18 21 16 57.**

Halftime score: Nebraska, 31-23. FG%: Kansas 50.0, Nebraska 50.0. FT%: Kansas 50.0, Nebraska 83.3. Attendance: 7,821.

*—Statistics listed are: fg-fga ft-fta reb. pf tp.

NU GAME-BY-GAME IN 1980-81*

Game No. 19

Nebraska 71, Oklahoma 59

Feb. 4—at Norman

NEBRASKA (71): Kenny Walton 2-4 0-0 3 5 4, Ray Collins 3-6 0-0 1 0 6, Andre Smith 8-14 8-9 6 3 24, Mike Naderer 1-3 2-2 1 1 4, Jack Moore 8-13 9-10 3 2 5, Greg Downing 1-3 2-2 5 3 4, Jerry Shoecraft 2-3 0-3 4 2 4, Eric Williams 0-1 0-0 0 1 0. Team rebounds 2. **Totals 25-47 21-26 25 17 71.**

OKLAHOMA (59): Steve Bajema 3-4 3-4 11 5 9, Larry Hendrix 5-8 0-0 1 2 10, Les Pace 2-8 0-0 10 4 4, Bo Overton 6-14 1-2 3 5 13, Chuck Barnett 5-16 2-4 6 1 12, Todd Chambers 3-7 0-0 0 5 6, Randy Samuels 1-3 3-5 2 1 5, John Grammer 0-3 0-0 0 3 0, Kyle Dodd 0-1 0-0 0 1 0. Team rebounds 2. **Totals 25-64 9-15 35 27 59.**

Halftime score: Nebraska, 38-31. FG%: Nebraska 53.1, Oklahoma 39.1. FT%: Nebraska 80.8, Oklahoma 60.0. Attendance: 4,499.

Game No. 20

Nebraska 62, Oklahoma State 54

Feb. 7—at Lincoln

OKLAHOMA STATE (54): Ricky Jacobs 0-1 0-0 4 1 0, Raymond Crenshaw 3-5 0-2 5 2 6, Leroy Combs 3-6 1-2 7 4 7, Eddie Hannon 8-13 0-0 3 2 16, Lorenza Andrews 1-3 0-0 3 1 2, Dickey Nutt 2-4 2-2 1 1 6, Randy Wright 2-4 2-2 2 5 6, Tracy Penn 0-1 0-0 0 2 0, Brad Livingstone 2-6 0-0 4 4 4, Matt Clark 2-7 3-4 3 1 7, Craig Stunk 0-0 0-0 0 1 0. Team rebounds 3. **Totals 23-50 8-12 35 24 54.**

NEBRASKA (62): Ray Collins 3-6 0-2 6 1 6, Kenny Walton 1-3 2-2 3 2 4, Andre Smith 9-13 5-9 6 2 23, Mike Naderer 1-4 3-4 1 3 5, Jack Moore 5-13 6-7 3 2 16, Jerry Shoecraft 1-1 0-1 2 0 2, Greg Downing 3-4 0-0 2 5 6. Team rebounds 1. **Totals 23-44 16-25 24 15 62.**

Halftime score: Nebraska, 39-32. FG%: Oklahoma State 52.2, Nebraska 46.0. FT%: Oklahoma State 66.7, Nebraska 64.0. Attendance: 15,038.

Game No. 21

Nebraska 57, Colorado 56

Feb. 11—at Boulder

NEBRASKA (57): Ray Collins 1-1 0-0 0 1 2, Kenny Walton 4-11 2-2 5 4 10, Andre Smith 8-14 1-5 7 2 17, Mike Naderer 4-4 0-0 1 4 8, Jack Moore 2-6 3-4 2 2 7, Jerry Shoecraft 0-1 0-0 2 0 0, Greg Downing 2-4 3-4 2 3 7, Eric Williams 3-3 0-0 1 2 6. Team rebounds 2. **Totals 24-44 9-15 22 18 57.**

COLORADO (56): Jacques Tuz 1-2 0-0 2 2 2, Brian Johnson 0-1 0-0 5 3 0, Joe Cooper 4-8 3-4 12 4 11, Jay Humphries 5-11 3-4 1 3 13, Jo Jo Hunter 6-16 8-8 0 0 20, Joe Washington 2-2 0-0 1 5 4, Craig Austin 2-3 0-0 1 4, Vince Kelley 0-1 0-0 1 0 0, Doug Worthington 1-1 0-0 0 1 2, Curtis Rayford 0-0 0-0 0 0 0. Team rebounds 5. **Totals 21-45 14-17 28 19 56.**

Halftime score: Nebraska, 31-28. FG%: Nebraska 54.5, Colorado 46.7. FT%: Nebraska 60.0, Colorado 82.4. Attendance: 5,005.

Game No. 22

Kansas State 66, Nebraska 49

Feb. 14—at Manhattan

NEBRASKA (49): Greg Downing 2-6 0-0 4 4 4, Kenny Walton 3-6 0-0 4 5 6, Andre Smith 5-10 5-7 9 4 15, Mike Naderer 6-8 2-2 1 1 4, Jack Moore 3-6 2-2 1 2 8, Eric Williams 0-3 0-0 0 0 0, Jerry Shoecraft 0-2 0-0 0 2 0, Claude Renfro 1-1 0-0 0 2 2. Team rebounds 4. **Totals 20-42 9-11 23 23 49.**

KANSAS STATE (66): Tyrone Adams 6-7 4-5 4 4 16, Ed Nealy 4-6 2-3 3 4 10, Randy Reed 7-10 1-3 5 1 15, Tim Jankovich 2-4 6-6 1 1 10, Rolando Blackman 5-11 1-1 5 0 11, Steve Reid 1-4 2-2 0 1 4, Eduardo Galvao 0-2 0-0 0 0 0. Team rebounds 2. **Totals 25-44 16-20 22 11 66.**

Halftime score: Kansas State, 24-22. FG%: Nebraska 47.6, Kansas State 56.8. FT%: Nebraska 81.8, Kansas State 80.0. Attendance: 11,520.

Game No. 23

Nebraska 81, Iowa State 61

Feb. 18—at Lincoln

IOWA STATE (61): Robert Estes 8-13 2-4 3 3 18, Bill Buchanan 2-2 0-0 1 3 4, John Kunnert 2-3 1-1 1 3 5, Lefty Moore 1-4 0-0 4 1 2, Ron Harris 4-12 0-1 4 2 8, Charles Harris 1-3 2-2 0 0 4, Terrance Allen 2-6 1-2 0 0 5, Marvin Warrick 0-0 0-0 1 1 0, Jon Ness 1-2 0-0 0 1 2, Ron Falenschek 4-8 5-6 4 3 13. Team rebounds 1. **Totals 25-53 11-16 19 17 61.**

NEBRASKA (81): Greg Downing 4-5 0-0 3 1 8, Kenny Walton 3-6 2-2 5 3 8, Andre Smith 9-12 6-6 4 2 24, Mike Naderer 1-3 0-1 1 0 2, Jack Moore 6-6 0-0 0 2 12, Jerry Shoecraft 1-2 2-2 4 2 4, Drew Stange 1-1 0-0 0 1 2, Eric Williams 6-6 1-1 4 2 13, Claude Renfro 2-5 0 0 2 0 4, Ivan Gilreath 0-1 2-2 0 0 2, Lance Berwald 1-4 0-0 2 4 2. Team rebounds 4. **Totals 34-51 13-14 29 17 81.**

Halftime score: Nebraska, 44-33. FG%: Iowa State 47.1, Nebraska 66.7. FT%: Iowa State 68.7, Nebraska 92.8. Attendance: 11,118.

Game No. 24

Missouri 55, Nebraska 45

Feb. 21—at Columbia

NEBRASKA (45): Greg Downing 1-5 0-0 1 3 2, Kenny Walton 5-8 0-0 5 4 10, Andre Smith 3-9 2-2 7 4 8, Mike Naderer 4-7 1-2 0 3 9, Jack Moore 6-13 4-4 2 2 16, Jerry Shoecraft 0-1 0-0 3 2 0, Eric Williams 0-2 0-0 1 3 0. Team rebounds 2. **Totals 19-45 7-8 21 21 45.**

MISSOURI (55): Curtis Berry 8-9 6-8 8 3 22, Ricky Frazier 3-6 4-4 7 1 10, Steve Stipanovich 1-3 0-1 2 4 2, Shawn Teague 0-1 2-2 1 1 2, Jon Sundvold 6-11 3-3 0 1 15, Marvin McCrary 1-3 2-3 1 1 4, Mike Foster 0-0 0 1 1 0, Carl Amos 0-1 0-0 0 0 0. Team rebounds 2. **Totals 19-34 17-21 22 12 55.**

Halftime score: Missouri, 28-26. FG%: Nebraska 42.2, Missouri 55.9. FT%: Nebraska 87.5, Missouri 81.0. Attendance: 10,483.

*—Statistics listed are: fg-fga ft-fta reb. pf tp.

NU GAME-BY-GAME IN 1980-81*

Game No. 25

Kansas 75, Nebraska 49
Feb. 25—at Lawrence

NEBRASKA (49): Greg Downing 0-2 0-0 1 1 0, Kenny Walton 5-10 3-4 5 3 13, Andre Smith 7-13 5-7 6 3 19, Mike Naderer 2-8 0-0 1 2 4, Jack Moore 2-5 2-2 3 1 6, Jerry Shoecraft 0-0 0-2 2 2 0, Eric Williams 2-5 1-2 0 0 5, Claude Renfro 1-2 0-0 2 2 2, Ivan Gilreath 0-1 0-0 0 0 0, Drew Stange 0-0 0-0 0 2 0, Lance Berwald 0-0 0-0 0 0 0. Team rebounds 5. **Totals 19-46 11-17 25 16 49.**

KANSAS (75): David Magley 3-6 4-4 4 3 10, John Crawford 6-8 1-1 5 4 13, Art Housey 4-5 0-0 8 3 8, Tony Guy 5-12 2-3 2 0 12, Darnell Valentine 10-14 1-3 3 21, Booty Neal 1-3 0-0 3 0 2, Victor Mitchell 2-3 0-0 2 2 4, Mark Summers 0-0 0-0 0 3 0, Jeff Konek 0-0 3-5 0 0 3, Mark Knight 0-0 0-0 1 0 0, George Thompson 1-1 0-0 0 0 2, Rick Worrel 0-0 0-0 1 0 0. Team rebounds 3. **Totals 32-52 11-16 32 16 75.**

Halftime score: Kansas, 35-25. FG%: Nebraska 41.3, Kansas 61.5. FT%: Nebraska 64.7, Kansas 68.8. Attendance: 13,835.

Game No. 26

Nebraska 90, Oklahoma 63
Feb. 28—at Lincoln

OKLAHOMA (63): Steve Bajema 5-12 2-2 7 5 12, Chuck Barnett 3-10 0-0 3 2 6, Lester Pace 5-8 1-2 9 4 11, Bo Overton 5-11 0-0 4 3 10, Todd Chambers 4-8 4-4 2 3 12, Randy Samuels 2-7 0-0 3 1 4, John Grammer 0-2 1-2 0 1 1, Larry Hendrix 2-7 3-4 3 5 7. Team rebounds 4. **Totals 26-65 11-14 35 24 63.**

NEBRASKA (90): Greg Downing 4-10 0-0 1 1 8, Kenny Walton 5-7 6-7 11 3 16, Andre Smith 10-16 5-6 8 3 25, Mike Naderer 3-8 1-2 1 1 7, Jack Moore 5-5 2-2 2 0 12, Jerry Shoecraft 2-4 1-3 3 2 5, Drew Stange 0-0 0-0 0 1 0, Eric Williams 0-2 0-0 2 2 0, Claude Renfro 1-7 2-2 7 3 4, Ivan Gilreath 4-5 1-3 0 1 9, Lance Berwald 1-2 2-2 2 4 4. Team rebounds 2. **Totals 35-66 20-27 39 21 90.**

Halftime score: Nebraska, 42-22. FG%: Oklahoma 40.0, Nebraska 53.0. FT%: Oklahoma 78.5, Nebraska 74.0. Attendance: 15,003.

*—Statistics listed are: fg-fga ft-fta reb. pf tp.

Game 27

Colorado 70, Nebraska 66
March 3—at Lincoln

COLORADO (70): Jacques Tuz 5-7 2-4 5 4 12, Vince Kelley 1-4 2-3 5 4 4, Joe Cooper 2-3 0-0 5 5 4, Jay Humphries 4-7 1-1 0 5 9, Jo Jo Hunter 9-16 11-13 4 2 29, Doug Worthington 1-1 0-0 3 2 2, Curtis Rayford 0-0 6-7 0 0 6, Joe Washington 0-1 0-0 0 0 0, Brian Johnson 1-1 2-3 5 5 4. Team rebounds 3. **Totals 23-40 24-31 28 27 70.**

NEBRASKA (66): Greg Downing 2-4 0-0 3 5 4, Kenny Walton 2-8 3-7 5 2 7, Andre Smith 6-6 6-9 6 4 18, Mike Naderer 6-10 7-8 2 4 19, Jack Moore 4-7 8-8 2 5 16, Jerry Shoecraft 0-0 0-0 0 0 0, Eric Williams 1-4 0-0 1 4 2, Claude Renfro 0-1 0-0 1 0 0. Team rebounds 2. **Totals 21-40 24-32 22 24 66.**

Halftime score: Colorado, 33-27. FG%: Colorado 57.5, Nebraska 52.5. FT%: Colorado 77.4, Nebraska 75.0. Attendance: 9,371.

1980-81 NU RECORDS BROKEN

JUNIOR RECORDS

Best FT Percent—.922, Jack Moore, 1980-81 (old record, .835 by Tom Baack, 1966-67)

CAREER RECORDS

Most FTs—371, Andre Smith, 1977-81 (old record, 328, Jerry Fort, 1972-76)
Most FTs attempted—562, Andre Smith, 1977-81 (old record, 486, Jerry Fort, 1972-76)

FINAL 1980-81 BIG EIGHT STATISTICS FINAL STANDINGS

ALL GAMES

Team	W	L	Pct.	Pts.	Opp. Pts.	Scoring Margin
Kansas	24	8	.750	2351	2017	+ 10.4
Kansas State	24	9	.727	2189	1960	+ 8.9
Missouri	22	10	.688	2312	2076	+ 7.4
Oklahoma State	18	9	.667	2160	2144	+ .6
Colorado	16	12	.571	1987	1806	+ 6.5
Nebraska	15	12	.558	1712	1612	+ 3.7
Iowa State	9	18	.333	1818	1931	- 4.2
Oklahoma	9	18	.333	1957	2157	- 7.4

CONFERENCE GAMES

Team	W	L	Pct.	Pts.	Opp. Pts.	Scoring Margin
Missouri	10	4	.714	955	856	+ 7.1
Nebraska	9	5	.643	876	844	+ 2.3
Kansas State	9	5	.643	951	853	+ 7.0
Kansas	9	5	.643	926	849	+ 5.5
Oklahoma State	8	6	.571	1063	1084	- 1.5
Colorado	5	9	.357	901	917	- 1.1
Oklahoma	4	10	.286	963	1133	- 12.1
Iowa State	2	12	.143	899	998	- 7.1

BIG EIGHT CONFERENCE STATISTICS

ALL GAMES

TEAM STATISTICS

Field Goal Percentage

	FG FGA	Pct.
Missouri	870-1703	.511
Kansas	924-1832	.504
Kansas State	881-1767	.499
Colorado	805-1616	.498
Nebraska	666-1359	.490
Oklahoma State	843-1745	.483
Iowa State	768-1710	.449
Oklahoma	794-1829	.434

Free Throw Percentage

	FT FTA	Pct.
Nebraska	380-507	.750
Oklahoma	369-501	.737
Kansas State	427-587	.727
Oklahoma State	474-668	.710
Kansas	503-717	.702
Colorado	377-540	.698
Iowa State	282-405	.696
Missouri	572-844	.678

Rebound Percentage

	REB OPP	Pct.
Missouri	1186-1003	.542
Colorado	1021- 918	.527
Kansas	1193-1120	.516
Kansas State	1089-1024	.515
Oklahoma	1025-1047	.495
Nebraska	738- 754	.495
Oklahoma State	1045-1082	.491
Iowa State	918-1048	.467

Rebound Average

	REB	Avg.
Oklahoma State	1045	38.7
Oklahoma	1025	38.0
Kansas	1193	37.3
Missouri	1186	37.1
Colorado	1021	36.5
Iowa State	918	34.0
Kansas State	1085	32.9
Nebraska	728	27.8

Rebound Margin

Missouri	+5.7
Colorado	+3.7
Kansas	+2.3
Kansas State	+1.9
Nebraska	-0.8
Oklahoma	-0.8
Oklahoma State	-1.4
Iowa State	-4.8

Offensive Average

	TP	Avg.
Oklahoma State	2180	80.0
Kansas	2351	73.5
Oklahoma	1957	72.5
Missouri	2312	72.3
Colorado	1987	71.0
Iowa State	1818	67.3
Kansas State	2189	66.3
Nebraska	1712	63.4

Defensive Average

	TP	Avg.
Kansas State	1960	59.4
Nebraska	1612	59.7
Kansas	2017	63.0
Colorado	1806	64.5
Missouri	2076	64.9
Iowa State	1981	71.5
Oklahoma State	2144	79.4
Oklahoma	2157	79.9

INDIVIDUAL SCORING

Player. Team	G	FG	FGA	FT	FTA	TP	Avg.
Hunter, Jo Jo, Colorado	28	213	413	109	129	535	19.1
Barnett, Chuck, Oklahoma	27	220	483	58	84	498	18.4
Smith, Andre, Nebraska	26	185	314	105	152	475	18.3
Clark, Matt, Oklahoma State	27	162	294	142	199	466	17.3
Combs, LeRoy, Oklahoma State	27	167	303	109	151	443	16.4
Frazier, Ricky, Missouri	32	198	361	125	175	521	16.3
Guy, Tony, Kansas	32	188	350	128	165	504	15.8
Valentine, Darnell, Kansas	32	178	350	146	214	498	15.8
Blackman, Rolando, Kansas State	33	202	380	90	115	494	15.0

Returns Italic

<i>Estes, Robert</i> , Iowa State	27	170	371	81	80	401	14.9
<i>Sundvold, Jon</i> , Missouri	32	178	350	85	99	441	13.8
<i>Harris, Ron</i> , Iowa State	27	160	368	49	69	389	13.7
<i>Berry, Curtis</i> , Missouri	32	155	281	116	180	426	13.3
<i>Stipanovich, Steve</i> , Missouri	32	143	286	120	162	406	12.7
Moore, Jack , Nebraska	27	111	221	118	128	340	12.6
<i>Reed, Randy</i> , Kansas State	33	154	273	92	141	400	12.1
<i>Bajema, Steve</i> , Oklahoma	27	116	278	89	124	321	11.9
<i>Adams, Tyrone</i> , Kansas State	28	132	274	58	74	322	11.5
<i>Nealy, Ed</i> , Kansas State	33	152	289	59	82	363	11.0
<i>Cooper, Joe</i> , Colorado	28	128	219	43	66	295	10.5
<i>Jacobs, Ricky</i> , Oklahoma State	27	124	276	31	38	279	10.3
<i>Pace, Les</i> , Oklahoma	27	117	251	42	65	276	10.2
<i>Overton, Ed</i> , Oklahoma	27	104	243	55	63	263	9.7
<i>Moore, Lefty</i> , Iowa State	27	108	236	44	49	260	9.6
<i>Magley, David</i> , Kansas	32	124	267	55	65	303	9.5

Returns Italic

Field Goal Percentage

(Min. of 5 Atts. Per Game)

Player/Team	FG	FGA	Pct.
Smith, Andre , Nebraska	185	314	.589
<i>Cooper, Joe</i> , Colorado	126	219	.575
<i>Mitchell, Victor</i> , Kansas	104	182	.571
<i>Reed, Randy</i> , Kansas St.	154	273	.564
<i>Berry, Curtis</i> , Missouri	155	281	.552
<i>Combs, LeRoy</i> , Oklahoma St.	167	303	.551
<i>Clark, Matt</i> , Oklahoma St.	162	294	.551
<i>Frazier, Ricky</i> , Missouri	198	361	.549
<i>Guy, Tony</i> , Kansas	188	350	.537
<i>Ness, Jon</i> , Iowa State	63	118	.534

Free Throw Percentage

(Min. of 2 Atts. Per Game)

Player/Team	FT	FTA	Pct.
Moore, Jack , Nebraska	118	128	.928
<i>Overton, Bo</i> , Oklahoma	55	63	.873
<i>Sundvold, Jon</i> , Missouri	85	99	.859
<i>Magley, David</i> , Kansas	55	65	.846
<i>Hunter, Jo Jo</i> , Colorado	109	129	.845
<i>Adams, Tyrone</i> , Kansas State	58	74	.784
<i>Blackman, Rolando</i> , Kansas St.	90	115	.783
<i>Guy, Tony</i> , Kansas	128	165	.775
<i>Estes, Robert</i> , Iowa St.	61	80	.763
Walton, Kenny , Nebraska	47	63	.746

Rebounding

Player/Team	G	No.	Avg.
<i>Nealy, Ed</i> , Kansas St.	33	301	9.1
<i>Bajema, Steve</i> , Oklahoma	27	226	8.4
<i>Combs, LeRoy</i> , Oklahoma St.	27	221	8.2
<i>Berry, Curtis</i> , Missouri	32	259	8.1
<i>Pace, Les</i> , Oklahoma	27	215	8.0
<i>Stipanovich, Steve</i> , Missouri	32	237	7.4
<i>Cooper, Joe</i> , Colorado	28	199	7.1
<i>Estes, Robert</i> , Iowa St.	27	180	6.7
Smith, Andre , Nebraska	26	172	6.6
<i>Frazier, Ricky</i> , Missouri	32	209	6.5

Assists

Player/Team	G	No.	Avg.
<i>Valentine, Darnell</i> , Kansas	32	168	5.8
<i>Hannon, Eddie</i> , Oklahoma St.	27	128	4.7
<i>Moore, Lefty</i> , Iowa St.	27	123	4.6
Moore, Jack , Nebraska	27	115	4.3
<i>Overton, Bo</i> , Oklahoma	27	112	4.2
<i>Jankovich, Tim</i> , Kansas St.	33	119	3.6
<i>Humphries, Jay</i> , Colorado	28	99	3.5
<i>Sundvold, Jon</i> , Missouri	32	107	3.3
<i>Blackman, Rolando</i> , Kansas St.	33	102	3.1
<i>Clark, Matt</i> , Oklahoma St.	27	83	3.1

Steals

Player/Team	G	No.	Avg.
<i>Valentine, Darnell</i> , Kansas	32	92	2.9
<i>Guy, Tony</i> , Kansas	32	60	1.9
<i>Nealy, Ed</i> , Kansas St.	33	53	1.6
<i>Cooper, Joe</i> , Colorado	28	41	1.5
<i>Humphries, Jay</i> , Colorado	28	41	1.5
<i>Harris, Ron</i> , Iowa St.	27	37	1.4
<i>Clark, Matt</i> , Oklahoma St.	27	36	1.3
<i>Frazier, Ricky</i> , Missouri	32	39	1.2
<i>Moore, Lefty</i> , Iowa St.	27	33	1.2
<i>Pace, Les</i> , Oklahoma	27	32	1.2

Blocked Shots

Player/Team	G	No.	Avg.
<i>Cooper, Joe</i> , Colorado	28	57	2.0
<i>Combs, LeRoy</i> , Oklahoma St.	27	48	1.8
<i>Crawford, John</i> , Kansas	32	52	1.6
<i>Stipanovich, Steve</i> , Missouri	32	44	1.3
<i>Pace, Les</i> , Oklahoma	27	31	1.1
<i>Housey, Art</i> , Kansas	32	29	.9
Downing, Greg , Nebraska	27	16	.8
<i>Reed, Randy</i> , Kansas St.	33	19	.5
<i>Frazier, Ricky</i> , Missouri	32	18	.5
<i>Amos, Carl</i> , Missouri	27	15	.5

Returns Italic

CONFERENCE GAMES

TEAM LEADERS

Field Goal Percentage

	FG FGA	Pct.
Kansas State	367-714	.514
Nebraska	347-680	.510
Missouri	357-700	.510
Colorado	380-758	.501
Kansas	372-764	.487
Oklahoma State	413-856	.483
Iowa State	389-858	.453
Oklahoma	389-949	.410

Free Throw Percentage

	FT FTA	Pct.
Kansas State	217-291	.746
Nebraska	182-245	.743
Oklahoma	185-250	.740
Colorado	141-199	.709
Oklahoma State	237-336	.705
Iowa State	121-179	.676
Missouri	241-360	.669
Kansas	182-280	.650

Rebound Percentage

	REB OPP	Pct.
Missouri	503-450	.528
Kansas State	450-413	.521
Colorado	444-425	.511
Kansas	489-475	.507
Oklahoma State	520-512	.504
Oklahoma	534-543	.496
Nebraska	361-384	.485
Iowa State	418-517	.447

Rebound Average

	REB	Avg.
Oklahoma	534	38.1
Oklahoma State	520	37.1
Missouri	503	35.9
Kansas	489	34.9
Kansas State	450	32.1
Colorado	444	31.7
Iowa State	418	29.9
Nebraska	361	25.8

Rebound Margin

Missouri	+ 3.8
Kansas State	+ 2.6
Colorado	+ 1.4
Kansas	+ 1.0
Oklahoma State	+ 0.1
Oklahoma	- 0.6
Nebraska	- 1.6
Iowa State	- 7.1

Offensive Average

	TP	Avg.
Oklahoma State	1063	75.9
Oklahoma	963	68.8
Missouri	956	68.2
Kansas State	951	67.9
Kansas	926	66.1
Colorado	901	64.4
Iowa State	899	64.2
Nebraska	876	62.6

Defensive Average

	TP	Avg.
Nebraska	844	60.3
Kansas	849	60.6
Kansas State	853	60.9
Missouri	856	61.1
Colorado	917	65.5
Iowa State	998	71.3
Oklahoma State	1084	77.4
Oklahoma	1133	80.9

INDIVIDUAL LEADERS

SCORING

Player, Team	G	FG	FGA	FT	FTA	TP	Avg.
Smith, Andre, Nebraska	14	103	182	67	96	273	19.5
<i>Barnett, Chuck, Oklahoma</i>	14	118	263	35	48	271	19.4
<i>Hunter, Jo Jo, Colorado</i>	14	114	216	41	51	269	19.2
<i>Combs, LeRoy, Oklahoma State</i>	14	96	178	61	86	233	18.1
<i>Frazier, Ricky, Missouri</i>	14	87	156	51	74	225	16.1
<i>Reud, Randy, Kansas State</i>	14	83	138	59	86	225	16.1
<i>Clark, Matt, Oklahoma State</i>	14	79	140	63	94	221	15.8
<i>Sundvoid, Jon, Missouri</i>	14	85	159	44	49	214	15.3
<i>Estes, Robert, Iowa State</i>	13	86	167	26	34	198	15.2
<i>Valentine, Darnell, Kansas</i>	14	83	161	43	73	209	14.9
<i>Guy, Tony, Kansas</i>	14	77	135	50	69	204	14.6
<i>Blackman, Rolando, Kansas State</i>	14	73	147	44	56	190	13.6
Moore, Jack, Nebraska	14	67	121	46	51	180	12.9
<i>Adams, Tyrone, Kansas State</i>	11	54	101	34	38	142	12.9
<i>Harris, Ron, Iowa State</i>	14	75	186	27	37	177	12.6
<i>Berry, Curtis, Missouri</i>	14	69	121	38	65	176	12.6
<i>Stipanovich, Steve, Missouri</i>	14	56	124	61	89	173	12.4
<i>Nealy, Ed, Kansas State</i>	14	66	122	25	38	157	11.2
<i>Bajema, Steve, Oklahoma</i>	14	50	133	45	64	145	10.4
<i>Cooper, Joe, Colorado</i>	14	61	111	17	29	139	9.9
Walton, Kenny, Nebraska	14	56	106	25	30	137	9.8
<i>Pace, Les, Oklahoma</i>	14	55	127	27	38	137	9.8
<i>Overton, Bo, Oklahoma</i>	14	53	126	27	32	133	9.5
<i>Jankovich, Tim, Kansas State</i>	14	54	96	25	30	133	9.5
<i>Jacobs, Ricky, Oklahoma State</i>	14	57	132	18	23	132	9.4

Field Goal Percentage

(Min. of 5 Atts. Per Game)

Player/Team	FG	FGA	Pct.
<i>Reed, Randy, Kansas St.</i>	83	138	.601
<i>Berry, Curtis, Missouri</i>	69	121	.570
Smith, Andre, Nebraska	103	182	.566
<i>Clark, Matt, Oklahoma St.</i>	79	140	.564
<i>Jankovich, Tim, Kansas St.</i>	54	96	.563
<i>Frazier, Ricky, Missouri</i>	87	156	.558
<i>Housey, Art, Kansas</i>	49	88	.557
Moore, Jack, Nebraska	67	121	.554
<i>Crenshaw, Raymond, Oklahoma St.</i>	32	58	.552
<i>Cooper, Joe, Colorado</i>	61	111	.550

Free Throw Percentage

(Min. of 2 Atts. Per Game)

Player/Team	FT	FTA	Pct.
Moore, Jack, Nebraska	46	51	.902
<i>Sundvoid, Jon, Missouri</i>	44	49	.898
<i>Adams, Tyrone, Kansas State</i>	34	38	.895
<i>Overton, Bo, Oklahoma</i>	27	32	.844
<i>Jankovich, Tim, Kansas St.</i>	25	30	.833
Walton, Kenny, Nebraska	25	30	.833
<i>Hunter, Jo Jo, Colorado</i>	41	51	.804
<i>Blackman, Rolando, Kansas St.</i>	44	56	.786
<i>Hannon, Eddie, Oklahoma St.</i>	33	42	.786
<i>Estes, Robert, Iowa St.</i>	26	34	.765

Rebounding

Player/Team	G	No.	Avg.
<i>Nealy, Ed, Kansas St.</i>	14	122	8.7
<i>Bajema, Steve, Oklahoma</i>	14	119	8.5
<i>Berry, Curtis, Missouri</i>	14	119	8.5
<i>Combs, LeRoy, Oklahoma St.</i>	14	114	8.1
<i>Stipanovich, Steve, Missouri</i>	14	111	7.9
<i>Pace, Les, Oklahoma</i>	14	106	7.6
<i>Frazier, Ricky, Missouri</i>	14	104	7.4
<i>Barnett, Chuck, Oklahoma</i>	14	95	6.8
<i>Jacobs, Ricky, Oklahoma St.</i>	14	92	6.6
<i>Harris, Ron, Iowa St.</i>	14	88	6.3

Assists

Player/Team	G	No.	Avg.
<i>Hannon, Eddie, Oklahoma St.</i>	14	78	5.6
<i>Valentine, Darnell, Kansas</i>	14	69	4.9
<i>Moore, Lefty, Iowa St.</i>	14	66	4.7
Moore, Jack, Nebraska	14	63	4.5
<i>Humphries, Jay, Colorado</i>	14	63	4.5
<i>Overton, Bo, Oklahoma</i>	14	49	3.5
<i>Jankovich, Tim, Kansas St.</i>	14	47	3.4
<i>Barnett, Chuck, Oklahoma</i>	14	47	3.4
<i>Clark, Matt, Oklahoma St.</i>	14	45	3.2
<i>Adams, Tyrone, Kansas St.</i>	11	35	3.2

Returnees Italic

Steals

Player/Team	G	No.	Avg.
Valentine, Darnell, Kansas	14	51	3.6
Humphries, Jay, Colorado	14	23	1.6
Chambers, Todd, Oklahoma	14	23	1.6
Nealy, Ed, Kansas St.	14	22	1.6
Pace, Les, Oklahoma	14	21	1.5
Allen, Terrance, Iowa St.	11	16	1.5
Harris, Ron, Iowa St.	14	20	1.4
Blackman, Rolando, Kansas St.	14	19	1.4
Guy, Tony, Kansas	14	19	1.4
Moore, Lefty, Iowa St.	14	19	1.4

*Returns Italic***Blocked Shots**

Player/Team	G	No.	Avg.
Crawford, John, Kansas	14	23	1.6
Cooper, Joe, Colorado	14	23	1.6
Stipanovich, Steve, Missouri	14	14	1.0
Combs, Leroy, Oklahoma St.	14	14	1.0
Pace, Les, Oklahoma	14	12	.8
Reed, Randy, Kansas St.	14	10	.7
Frazier, Ricky, Missouri	14	9	.6
Downing, Greg, Nebraska	14	9	.6
Samuels, Randy, Oklahoma	13	5	.3
Smith, Andre, Nebraska	14	5	.3

"ALL" TEAMS FROM 1980-81

United Press International

Coach-of-the-Year**Moe Iba, Nebraska****Player-of-the-Year****Andre Smith, Nebraska****Newcomer-of-the-Year**

Randy Reed, Kansas State

First-Team All-Conference

Rolando Blackman, Kansas State

Andre Smith, Nebraska

Matt Clark, Oklahoma State

Jo Jo Hunter, Colorado

Darnell Valentine, Kansas

Ricky Frazier, Missouri

Second-Team**Jack Moore, Nebraska**

Ed Nealy, Kansas State

Chuck Barnett, Oklahoma

Robert Estes, Iowa State

Honorable-Mention

Leroy Combs, Oklahoma State

Tony Guy, Kansas

Jon Sundvold, Missouri

Steve Stipanovich, Missouri

Honorable-Mention All-American

Rolando Blackman, Kansas State

Darnell Valentine, Kansas

Associated Press**Coach-of-the-Year**

Paul Hansen, Oklahoma State

Player-of-the-Year**Andre Smith, Nebraska****Newcomer-of-the-Year**

Randy Reed, Kansas State

First-Team All-Conference

Darnell Valentine, Kansas

Matt Clark, Oklahoma State

Andre Smith, Nebraska

Rolando Blackman, Kansas State

Ricky Frazier, Missouri

Second-Team All-Conference

Jo Jo Hunter, Colorado

Tony Guy, Kansas

Steve Stipanovich, Missouri

Curtis Berry, Missouri

Leroy Combs, Oklahoma State

Honorable-Mention

Jon Sundvold, Missouri

Randy Reed, Kansas State

Ed Nealy, Kansas State

Tyrone Adams, Kansas State

Steve Bajema, Oklahoma

Chuck Barnett, Oklahoma

Jack Moore, Nebraska

Robert Estes, Iowa State

John Crawford, Kansas

Second-Team All-American

Darnell Valentine, Kansas

Honorable-Mention

Matt Clark, Oklahoma State

Andre Smith, Nebraska

Rolando Blackman, Kansas State

Ricky Frazier, Missouri

Curtis Berry, Missouri

Jo Jo Hunter, Colorado

Other Honors

COSIDA Academic All-Americans

First-Team

Darnell Valentine, Kansas

Second-Team

Tim Jankovich, Kansas State

Ed Nealy, Kansas State

Jack Moore, Nebraska

Academic All-Conference

First-Team

Jack Moore, Nebraska

Tim Jankovich, Kansas State

Ed Nealy, Kansas State

Bill Buchanan, Iowa State

Darnell Valentine, Kansas

Second-Team

Lorenza Andrews, Oklahoma State

Craig Stunkel, Oklahoma State

Fred Barton, Kansas State

Les Craft, Kansas State

Ed Galvao, Kansas State

David Magley, Kansas

Kodak Co-Coach-of-the-Year

Jack Hartman, Kansas State

Sporting News

First-Team All-Americans

Rolando Blackman, Kansas State

Second-Team All-Americans

Darnell Valentine, Kansas

Basketball Weekly

Second-Team All-American

Rolando Blackman, Kansas State

U.S. Basketball Writers Assn.

District Coach-of-the-Year

Paul Hansen, Oklahoma State

All-District Team

Rolando Blackman, Kansas State

Darnell Valentine, Kansas

Andre Smith, Nebraska

Matt Clark, Oklahoma State

Ricky Frazier, Missouri

Jo Jo Hunter, Colorado

All-NCAA West Regional

Rolando Blackman, Kansas State

Ed Nealy, Kansas State

NEBRASKA HONORS IN 1980-81

MOE IBA

UPI Big Eight Coach-of-the-Year

ANDRE SMITH

UPI Big Eight Player-of-the-Year

AP Big Eight Player-of-the-Year

UPI All-Big Eight

AP All-Big Eight

USBWA All-District

AP Honorable-Mention All-American


JACK MOORE

UPI Second-Team All-Big Eight

COSIDA Second-Team Academic All-American

First-Team Academic All-Big Eight





RECORDS AND ALL-TIME SCORERS



JERRY FORT

NEBRASKA'S ALL TIME LEADING SCORER

On Dec. 27, 1972, when Nebraska met Iowa State during the first round of the Big Eight Preseason Tournament in Kansas City, then freshman guard Jerry Fort started his first game as a Husker. And what was about to follow would keep Cornhusker basketball fans cheering for the next three years.

Fort ended his Nebraska career in March of 1976 as the Huskers' all-time leading scorer with 1,882 points. He was also the Cornhuskers' only three-time All-Big Eight performer.

He holds every freshman, sophomore and junior scoring record. The senior mark of 556 points, or a 21.4 average, was set by Marvin Stewart in 1970-71.

His other major scoring record is the most points scored in one game by a Nebraska player. On Feb. 22, 1975, in Lincoln when Nebraska beat Missouri, 80-77, Fort scored 40 points and broke the old mark of 38 points, set by Tom Russell vs. Kansas on Feb. 21, 1962.

CAREER TOTALS

	G-S	FG-FGA	Pct.	FT-TFA	Pct.	Reb. Avg.	PF-D	TP Avg.	High Game
1972-73	26-18	151-349	.433	74-104	.712	106 4.0	79-5	376 14.5	27. Kan., B8
1973-74	26-26	207-484	.428	54-88	.614	110 4.2	71-1	468 18.0	33. Mo., a
1974-75	26-26	218-508	.429	89-138	.645	91 3.5	70-1	525 20.2	40. Mo., h
1975-76	27-27	201-452	.445	111-156	.712	87 3.2	62-1	513 19.0	34. KSU, a
Totals	105-97	777-1793	.433	328-486	.675	394 3.8	282-8	1882 17.9	40. Mo., h





CARL McPIPE

**6-8 . . . 225 . . . Center
Hammond, Ind.**

One-half of the "Hammond Hustlers"—Brian Banks was the other—"Pipe" and "BB" provided Nebraska a great four-year one-two punch. McPipe is Nebraska's No. 3 all-time scorer with 1,300 points and was also a three-year starter. His best season was in 1977-78 as a junior when he earned USBWA District Five honors—which he also earned as a senior—and was one of 12 centers across the country to be designated an All-American by the Citizens Savings Athletic Foundation. Carl was a fifth-round 1979 draft choice of the Philadelphia 76ers. Currently playing in Holland.

McPIPE'S STATISTICS

Year	GS	FG-FGA	Pct.	FT-FTA	Pct.	Re.	Avg.	A	PF-D	TP	Avg.	High Game
1975-76	20-1	25-67	.373	16-22	.727	58	2.9	5	41-1	66	3.3	16, NW, H
1976-77	29-29	183-376	.487	74-108	.685	241	8.3	20	114-9	440	15.2	28, KU, h
1977-78	29-29	190-357	.532	65-97	.670	228	7.9	18	103-5	445	15.3	29, KU, a
1978-79	26-26	148-326	.454	53-90	.589	196	7.5	18	95-7	349	13.4	23, MU, a
TOTALS	104-85	546-1126	.485	208-317	.656	723	7.0	61	353-22	1,300	12.5	29, KU, a



TOM BAACK

**6-5 . . . 195 . . . Forward
Fort Wayne, Ind.**

Baack, now a Cornhusker assistant coach, was the Huskers No. 1 scorer until Jerry Fort captured most the scoring records. Featuring a satin smooth jump shot, the 6-5 forward played on three-straight winning Nebraska teams. High school honors included all-state in basketball and all-city in basketball and football. A native Nebraskan, Tom was born in North Platte. A fine all around athlete, Tom also enjoys golf and baseball and earned three letters each in basketball, track and football at Concor- dia High.

BAACK'S STATISTICS

Year	G	FG	FGA	Pct.	FT	FTA	Pct.	RB	Avg.	TP	Avg.
1965-66	25	147	325	.452	92	108	.852	106	4.2	386	15.4
1966-67	25	186	399	.466	71	85	.835	152	6.1	443	17.7
1967-68	25	191	412	.466	82	99	.828	134	5.4	464	18.6
TOTALS	75	524	1136	.462	245	292	.836	392	5.2	1293	17.2



STUART LANTZ

6-3 . . . 185 . . . Guard

Uniontown, Pa.

A Pennsylvania paper referred to him as the man with a golden hand. Husker followers knew him as Stu, the jumping jack from Uniontown who teamed with Tom Baack to give the Huskers a potent one-two punch. All-state and All-American at Uniontown High and two years All-Big Eight. Played professional basketball with the Detroit Pistons, Houston Rockets, New Orleans Jazz and the Los Angeles Lakers. Now a professional basketball broadcaster.

LANTZ'S STATISTICS

Year	G	FG	FGA	Pct.	FT	FTA	Pct.	RB	Avg.	TP	Avg.
1965-66	25	125	290	.431	56	85	.659	199	8.0	306	12.2
1966-67	25	189	368	.513	100	129	.775	193	7.7	478	19.1
1967-68	25	173	349	.495	136	181	.757	179	7.2	482	19.2
TOTALS	75	487	1007	.485	292	395	.737	571	7.6	1266	16.8



CHUCK JURA

6-10 . . . 220 . . .

Center

Schuyler, Neb.

The best all-around big man in Nebraska history, Jura's 1,255 career points are the sixth most ever and miss being fifth by only 12 points. His 551 points as a senior barely missed Marvin Stewart's season record of 556 and his 21.2 ppg average was only the second over 20 in the first 75 years of Nebraska basketball history. The big kid from Schuyler also set records for field goal percentage in a season (.592) and career (.549), single-season rebounds (305), and season field goals (220).

JURA'S STATISTICS

Year	G	FG	FGA	Pct.	FT	FTA	Pct.	RB	Avg.	TP	Avg.
1969-70	25	99	205	.483	51	86	.593	192	7.7	249	9.9
1970-71	26	181	306	.592	95	160	.594	243	9.3	455	17.5
1971-72	26	220	399	.551	111	181	.613	305	11.7	551	21.2
TOTALS	77	500	910	.549	257	427	.602	740	9.6	1255	16.3



ANDRE SMITH

6-7 . . . 210 . . . Center-Forward
Chicago, Ill.

Andre Smith closed out a brilliant four-year career in 1980-81 when he led the Big Eight Conference in scoring with a 19.5 conference average, was named the league's player-of-the-year by both major wire services, and earned All-Big Eight honors for the second-straight year. As a senior, Andre moved past Chuck Jura, Stuart Lantz, Tom Baack and Carl McPipe into second place among all-time Husker scorers with 1,717 points. He also became Nebraska's No. 2 all-time rebounder with 753.

SMITH'S STATISTICS

Year	GS	FG-FGA	Pct.	FT-FTA	Pct.	RB	Avg.	A	PF-D	TP	Avg.	High Game
1977-78	30-2	105-190	.533	68-111	.613	144	4.8	27	75-0	278	9.3	21, CU, h
1978-79	27-27	146-256	.570	72-110	.655	186	6.9	54	91-5	364	13.5	26, AT, h
1979-80	31-13	237-388	.610	126-189	.670	251	8.1	82	116-6	600	19.4	34, EW, h
1981-82	26-26	185-314	.589	185-314	.589	172	6.6	63	83-3	475	18.3	26, twice
TOTALS	114-86	673-1148	.586	371-562	.660	753	6.6	63	365-14	1,717	15.1	34, EW, h



BRIAN BANKS

6-0 . . . 160 . . . Guard
Hammond, Ind.

The other half of the 'Hammond Hustlers', Banks was one of the smoothest guards ever to play at Nebraska. A three-year starter, he's the Huskers' No. 7 all-time scorer with 1,150 points. Nagged by injuries his senior season, Brian's best was in 1977-78 as a junior, when he led the Huskers to a 22-8 record and earned first-team All-Big Eight honors. Currently playing in Australia.

BANKS' STATISTICS

Year	GS	FG-FGA	Pct.	FT-FTA	Pct.	Re.	Avg.	A	PF-D	TP	Avg.	High Game
1975-76	27-1	42-93	.452	38-49	.776	33	1.2	38	57-1	122	4.5	9, four
1976-77	29-29	160-330	.485	66-100	.660	73	2.5	96	103-4	386	13.3	20, CU, h
1977-78	30-30	173-351	.493	73-103	.709	84	2.8	96	80-3	419	14.0	24, twice
1978-79	24-23	96-212	.453	31-46	.674	66	2.8	68	66-4	223	9.3	19, MU, h
TOTALS	110-83	471-986	.478	208-298	.698	256	2.3	298	306-12	1,150	10.5	24, twice



MARVIN STEWART

6-3 . . . 180 . . . Guard

Chicago, Ill.

One of the finest fast-breaking guards in Nebraska history. Marvin had exceptional break-away speed and tremendous ball handling ability. Despite missing 12 games his junior year, he ranks eighth on the Husker all-time scoring chart. Marv edged Tom Baack's record career ppg average by .002 (17.242-17.240). In his senior year, "Marvelous Marv" became Joe Cipriano's third All-Big Eight performer. His 21.4 scoring average and 556 points are both records.

STEWART'S STATISTICS

Year	G	FG	FGA	Pct.	FT	FTA	Pct.	RB	Avg.	TP	Avg.
1968-69	26	137	321	.426	107	150	.720	66	2.5	386	14.6
1969-70	14	83	174	.477	35	56	.625	2.0	2.0	201	14.3
1970-71	26	215	426	.505	126	153	.824	54	2.1	556	21.4
TOTALS	66	435	921	.472	268	359	.747	148	2.2	1138	17.2



HERSCHELL TURNER

6-2 . . . 190 . . . Guard-Forward
Indianapolis, Ind.

Teamed with Al Maxey to provide another great one-two punch for past Cornhusker teams. A fine shooter, he also had great leaping ability. Held the Husker mark for most rebounds in a season (244 in 1958-59) until Leroy Chalk broke the record in 1968-69 with 257 rebounds. A leader of the Jerry Bush "give & go" type of basketball, Turner was noted for his sharp passing and rough defensive play as well as his always potent scoring punch.

TURNER'S STATISTICS

Year	G	FG	FGA	Pct.	FT	FTA	Pct.	RB	Avg.	TP	Avg.
1957-58	23	82	211	.389	82	136	.608	189	8.2	246	10.7
1958-59	25	146	361	.404	136	183	.743	244	9.8	428	17.1
1959-60	24	143	326	.438	96	155	.619	193	8.0	382	15.9
TOTALS	72	371	898	.413	314	474	.662	626	8.7	1056	14.7



BOB SIEGEL

6-7 . . . 215 . . . Forward
Fairbury, Neb.

Started for three years (1975-77), and played as a freshman in 1974, as a Husker forward under Joe Cipriano. Wound up Nebraska's ninth leading all-time scorer with 970 points, for a career average of 9.6 a game. Also a fine rebounder, Siegel had a four-year rebound total of 632 for a 6.3 average. Possessed a fine corner shot and was rugged under the boards.

SIEGEL'S STATISTICS

Year	G	FG	FGA	Pct.	FT	FTA	Pct.	RB	Avg.	TP	Avg.
1973-74	19	35	89	.393	12	18	.667	66	3.5	82	4.3
1974-75	26	117	278	.421	42	56	.750	227	8.7	268	10.3
1975-76	27	121	266	.455	40	56	.714	158	5.9	282	10.4
1976-77	29	136	340	.400	66	102	.647	181	6.2	338	11.7
TOTALS	101	409	973	.420	160	232	.690	632	6.3	970	9.6



TOM SCANTLEBURY

6-2 . . . 180 . . . Guard
Oakland, Calif.

An electrifying, ball-handling wizard, Tom led the Huskers in scoring his junior and senior years. Able to run with reckless abandon, yet stop and put up the smooth jump shot. A great crowd pleaser and the capability to break a game wide open was always with the graduate of Oakland Skyline High. Second-team All-Big Eight his senior year.

SCANTLEBURY'S STATISTICS

Year	G	FG	FGA	Pct.	Ft	FTA	Pct.	RB	Avg.	TP	Avg.
1967-68	24	111	268	.518	83	108	.769	86	3.6	309	12.8
1968-69	26	118	269	.438	63	91	.692	79	3.0	299	11.5
1969-70	25	140	298	.470	81	104	.779	102	4.1	361	14.4
TOTALS	75	369	835	.441	227	303	.748	267	3.6	969	12.9



NATE BRANCH

6-4 . . . 195 . . . Guard-Forward
Palo Alto, Calif.

One of the quickest players to ever perform for the University of Nebraska. A fine musician, Nate organized his own combo on campus and played nightclub spots during the off season. He has written a new theme song for the Harlem Globe Trotters, as he plays and tours with the basketball magicians. He is the Trotters general manager. One of Joe Cipriano's first recruits at NU. His great breakaway speed made him the nucleus of Cipriano's run and gun style of ball.

BRANCH'S STATISTICS

Year	G	FG	FGA	Pct.	FT	FTA	Pct.	RB	Avg.	TP	Avg.
1964-65	25	100	238	.420	57	92	.620	110	4.4	257	10.3
1965-66	25	130	315	.414	78	107	.729	170	6.8	338	13.5
1966-67	25	137	319	.429	89	121	.737	190	7.6	363	15.6
TOTALS	75	367	872	.421	224	320	.700	470	6.3	958	12.8



LEROY CHALK

6-7 . . . 218 . . . Center
Big Sandy, Texas

Small for a center at 6-7, Leroy nearly always had to compete against taller opponents. But using his quickness and tremendous strength, he dominated the boards for three years. As a sophomore, he set a new single-season rebounding record with 257 rebounds and as a senior, broke his old record with 290. He wound up with 782 career rebounds, easily smashing Rex Ekwall's old mark of 692.

CHALK'S STATISTICS

Year	G	FG	FGA	Pct.	FT	FTA	Pct.	RB	Avg.	TP	Avg.
1968-69	26	98	182	.538	35	57	.615	257	9.9	231	8.8
1969-70	26	91	184	.495	46	77	.597	235	9.0	228	9.5
1970-71	26	102	189	.540	52	63	.825	290	11.2	246	9.5
TOTALS	76	291	555	.524	133	197	.675	782	10.3	705	9.3

ALL-TIME TOP SCORERS

(1) JERRY FORT

Year	G	FG	FGA	Pct.	FT	FTA	Pct.	RB	Avg.	TP	Avg.
1972-73	26	151	349	.433	74	104	.712	108	4.1	376	14.5
1973-74	26	207	484	.428	54	88	.614	110	4.2	468	18.0
1974-75	26	218	508	.429	89	138	.645	91	3.5	525	20.2
1975-76	27	201	452	.445	111	156	.712	87	3.2	513	19.0
TOTALS	105	777	1793	.433	328	486	.675	394	3.8	1882	17.9

(2) ANDRE SMITH

1977-78	30	105	190	.553	68	111	.613	144	4.8	278	9.3
1978-79	27	146	256	.570	72	110	.655	186	6.9	364	13.5
1979-80	31	237	388	.610	126	189	.670	251	8.1	600	19.4
1980-81	26	185	314	.589	105	152	.712	475	18.3	475	18.3
TOTALS	114	673	1148	.586	371	562	.660	753	6.6	1717	15.1

(3) CARL McPIPE

1975-76	20	25	67	.373	16	22	.727	58	2.9	66	3.4
1976-77	29	163	376	.487	74	108	.685	241	8.3	440	15.2
1977-78	29	190	357	.532	65	97	.670	228	7.9	445	15.3
1978-79	26	148	326	.454	53	90	.589	196	7.5	349	12.5
TOTALS	104	546	1126	.485	208	317	.656	723	7.0	1300	12.5

(4) TOM BAACK

1965-66	25	147	325	.452	92	108	.852	106	4.2	386	15.4
1966-67	25	186	399	.466	71	85	.835	152	6.1	443	17.7
1967-68	25	191	412	.466	82	99	.828	134	5.4	464	18.6
TOTALS	75	524	1136	.462	245	292	.839	392	5.2	1293	17.2

(5) STUART LANTZ

1965-66	25	125	290	.431	56	85	.659	199	8.0	306	12.2
1966-67	25	189	368	.513	100	129	.775	193	7.7	478	19.1
1967-68	25	173	349	.495	136	181	.757	179	7.2	482	19.2
TOTALS	75	487	1007	.485	292	395	.737	571	7.6	1266	16.8

(6) CHUCK JURA

1969-70	25	99	205	.483	51	86	.593	192	7.7	249	9.9
1970-71	26	181	306	.592	95	160	.594	243	9.3	455	17.5
1971-72	26	220	399	.551	111	181	.613	305	11.7	551	21.2
TOTALS	77	500	910	.549	257	427	.602	740	9.6	1255	16.3

(7) BRIAN BANKS

1975-76	27	42	93	.452	38	49	.776	33	1.2	122	4.5
1976-77	29	160	330	.485	66	100	.660	73	2.5	386	13.3
1977-78	30	173	351	.493	73	103	.709	84	2.8	419	14.0
1978-79	24	96	212	.453	31	46	.674	66	2.8	223	9.3
TOTALS	110	471	986	.478	208	298	.698	256	2.3	1150	10.5

(8) MARVIN STEWART

1968-69	26	137	321	.426	107	150	.720	66	2.5	381	14.6
1969-70	14	83	174	.477	35	56	.625	28	2.0	201	14.3
1970-71	26	215	426	.505	126	153	.824	54	2.1	556	21.4
TOTALS	66	435	921	.472	268	359	.747	148	2.2	1138	17.2

(9) HERSCHELL TURNER

1957-58	23	82	211	.389	82	136	.608	189	8.2	246	10.7
1958-59	25	146	361	.404	136	183	.743	244	9.8	428	17.1
1959-60	24	143	326	.438	96	155	.619	193	8.0	382	15.9
TOTALS	72	371	898	.413	314	474	.662	626	8.7	1056	14.7

(10) BOB SIEGEL

1973-74	19	35	89	.393	12	18	.667	66	3.5	82	4.3
1974-75	26	117	278	.421	42	56	.750	227	8.7	268	10.3
1975-76	27	121	266	.455	40	56	.714	156	5.9	282	10.4
1976-77	29	136	340	.400	66	102	.647	181	6.2	338	11.7
TOTALS	101	409	973	.420	160	232	.690	632	6.3	970	9.6

(11) TOM SCANTLEBURY

1967-68	24	111	268	.418	83	108	.769	86	3.9	309	12.8
1968-69	26	118	269	.438	63	91	.692	79	3.0	299	11.5
1969-70	25	140	298	.470	81	104	.779	102	4.1	361	14.4
TOTALS	75	369	835	.441	227	303	.748	267	3.6	969	12.9

(12) NATE BRANCH

1964-65	25	100	238	.420	57	92	.620	110	4.4	257	10.3
1965-66	25	130	315	.414	78	107	.729	170	6.8	338	13.5
1966-67	25	137	319	.429	89	121	.737	190	7.6	363	15.6
TOTALS	75	367	872	.421	224	320	.700	470	6.3	958	12.8

(13) REX EKWALL

1954-55	21	88	194	.453	85	116	.733	241	11.5	261	12.4
1955-56	21	102	237	.430	108	151	.715	224	10.7	312	14.3
1956-57	23	106	259	.409	95	127	.748	214	9.3	307	13.3
TOTALS	65	296	690	.429	288	394	.731	679	10.4	880	13.6

(14) JACK MOORE

1978-79	20	21	61	.344	21	25	.840	19	1.0	63	3.2
1979-80	31	137	291	.470	184	211	.870	53	1.7	458	14.8
1980-81	27	111	221	.502	118	128	.922	54	2.0	340	12.6
TOTALS	78	269	573	.469	323	364	.887	126	1.6	861	11.0

(15) GRANT SIMMONS

1963-64	24	63	161	.393	39	66	.591	59	2.5	165	6.8
1964-65	24	111	281	.395	82	121	.678	88	3.7	304	12.2
1965-66	25	131	267	.491	118	163	.724	68	2.7	380	15.2
TOTALS	74	305	709	.431	239	350	.683	215	2.9	849	11.3

(16) BOB GRATOPP

1967-68	25	86	204	.422	91	111	.820	154	6.2	263	10.5
1968-69	26	92	218	.422	141	178	.791	133	5.1	325	12.5
1969-70	25	77	186	.414	64	111	.757	125	5.0	238	9.5
TOTALS	76	255	608	.419	316	400	.790	412	5.4	826	10.8

(17) JAMES BUCHANAN

1949-50	23	56	159	.365	21	34	.610	*		137	5.9
1950-51	22	114	299	.382	56	80	.700	**		284	12.9
1951-52	24	173	484	.357	54	89	.607	127	5.3	400	16.7
TOTALS	69	345	942	.366	131	203	.645	*		821	11.9

(18) CLAUDE RUTHERFORD

1946-47	24	92	322	.283	60	92	.652	*		244	10.2
1947-48	24	102	334	.305	55	96	.573	*		259	10.8
1948-49	26	124	434	.286	63	95	.663	*		311	11.9
TOTALS	74	318	1090	.292	178	283	.629	*		814	11.0

* Not available.

NEBRASKA VARSITY RECORDS

FRESHMAN RECORDS

Most FGs—Jerry Fort, 1972-73	151
Most FGs Attempted—Jerry Fort, 1972-73	349
Best FG Percent—Mike Naderer, 1977-78563 (63-112)
Most FTs—Jerry Fort, 1972-73	74
Most FTs Attempted—Andre Smith, 1977-78	111
Best FT Percent—Jerry Fort, 1972-73712
Most Points—Jerry Fort, 1972-73	376
Most Points, One game—Jerry Fort vs. Kansas, 1972-73	27
Best Average—Jerry Fort, 1972-73	14.5
Most Rebounds—Andre Smith, 1977-78	144

SOPHOMORE RECORDS

Most FGs—Jerry Fort, 1973-74	207
Most FGs Attempted—Jerry Fort, 1973-74	484
Best FG Percent—Larry Cox, 1973-74579
Most FTs—Jack Moore, 1979-80	184
Most FTs Attempted—Jack Moore, 1979-80	211
Best FT Percent—Jack Moore, 1979-80870
Most Points—Jerry Fort, 1973-74	468
Best Average—Jerry Fort, 1973-74	18.0
Most Rebounds—Leroy Chalk, 1968-69	257

JUNIOR RECORDS

Most FGs—Andre Smith, 1979-80	237
Most FGs Attempted—Jerry Fort 1974-75	508
Best FG Percent—Andre Smith, 1979-80610
Most FTs—Bob Gratop, 1968-69	141
Most FTs Attempted—Andre Smith, 1979-80	189
Best FT Percent—Jack Moore, 1980-81922
Most Points—Andre Smith, 1979-80	600
Best Average—Jerry Fort, 1974-75	20.2
Most Rebounds—Andre Smith, 1979-80	251

SENIOR RECORDS

Most FGs—Chuck Jura, 1971-72	220
Most FGs Attempted—Jim Buchanan, 1951-52	484
Best FG Percent—Larry Cox, 1975-76672
Most FTs—Stuart Lantz, 1967-68	136
Most FTs Attempted—Bill Johnson, 1953-54	212
Best FT Percent—Tom Baack, 1967-68835
Most Points—Marvin Stewart, 1970-71	556
Best Average—Marvin Stewart, 1970-71	21.4
Most Rebounds—Chuck Jura, 1971-72	305

CAREER RECORDS

Most FGs—Jerry Fort, 1972-76	777
Most FGs Attempted—Jerry Fort, 1972-76	1,793
Best FG Percent—Larry Cox, 1973-76625
Most FTs—Andre Smith, 1977-81	371
Most FTs Attempted—Andre Smith, 1977-81	562

Best FT Percent—Tom Baack, 1966-67-68	839
Most Points—Jerry Fort, 1972-76	1,882
Best Average—Jerry Fort, 1972-76	17.9
Most Rebounds—Leroy Chalk, 1969-70-71	782

INDIVIDUAL ONE GAME RECORDS

Most FGs—16, Marvin Stewart vs. Nevada, Dec. 14, 1970
Most FGA—34, Several Players
Most FTs—16, Tom Russell vs. Kansas, Feb. 21, 1962
Most FTA—20, Bill Johnson vs. Missouri, Jan. 21, 1953
Most Points—40, Jerry Fort vs. Missouri, Feb. 22, 1975
Most Rebounds—26, Bill Johnson vs. Iowa State, Jan. 4, 1954
Most Assists—13, Jack Moore vs. Wis.-Oshkosh, Jan. 4, 1980

TEAM RECORDS

Most Wins—22, 1919-20 (22-2); 1977-78 (22-8).
Most FGs—48, vs. Montana St., Dec. 23, 1977
Most FGA—97, vs. California State, Dec. 4, 1967
Most FTs—41, vs. Missouri, Jan. 16, 1956
Most FTA—60, vs. Kansas State, Jan. 11, 1954
Most Points—116, vs. Nevada, Dec. 14, 1970
Most Consecutive FTs—25, vs. Oklahoma in Big 8 Tourney, Dec. 28, 1967
Most Assists—36, vs. Montana St., Dec. 23, 1977
Most Steals—17, vs. S. Dakota St., Nov. 30, 1979
Best FT Percent—1.000 (17-17) vs. Oklahoma State, January 31, 1979 (Big 8 Record)
Fewest Turnovers—4, vs. Pacific, Dec. 19, 1975

MISCELLANEOUS RECORDS

Most Overtimes—One Game—4, NU 92, Ala.—Birmingham 84, 1979
Most Overtimes—One Season—4, in 1979-80 (NU 94, UAB 84, 4 OT; NU 83, Wis. 82, OT; NU 74, Okla. St. 73, OT; Kans. St. 66, NU 64 2 OT).
Most Points in Overtime Game—94 vs. Wichita State (Neb. 94, Wichita St. 92, 3 OT), December 10, 1968
Most Total Points (Home)—187, (Nebraska 116, Nevada-Reno 71), Dec. 14, 1970
Most Total Points (Away)—205, (Marshall 119, Nebraska 87, 1967 NIT)
Most Points by an Opponent—119, Marshall, 1967 NIT
Most Points One Season—2,131, in 1979-80
Most FGs One Season—829, in 1977-78
Most Rebounds One Season—1,062, in 1965-66

BOB DEVANEY SPORTS CENTER RECORDS

TEAM RECORDS

Points scored —104; Nebraska vs. Montana State (60), Dec. 23, 1977.
Fewest points scored —46; Nebraska vs. Iowa State (48), Feb. 10, 1979; Montana vs. Nebraska, Dec. 23, 1980.
Most points, both teams —183; Nebraska 100, South Dakota State 83, Nov. 30, 1979.

Fewest points, both teams—94; Iowa State 48, Nebraska 46, Feb. 10, 1979.
Most points, one half—59; Nebraska vs. Montana State (36), Dec. 23, 1977 (2nd).
Fewest points, one half—14; Kansas State vs. Nebraska (24), Jan. 17, 1979 (1st).
Most field goals made—48; Nebraska vs. Montana State, Dec. 23, 1977 (87 att.).
Fewest field goals made—15; Colorado vs. Nebraska, Feb. 3, 1979 (38 att.).
Most field goals attempted—87; Nebraska vs. Montana State, Dec. 23, 1977 (48 made).
Fewest field goals attempted—33; Nebraska vs. Kansas, Jan. 16, 1980 (20 made).
Best field goal percentage—.758; Colorado vs. Nebraska, Jan. 21, 1981 (25-33).
Lowest field goal percentage—.270; Northwest Missouri State vs. Nebraska, Dec. 13, 1976 (17-63).
Most free throws made—33; Nebraska vs. Penn State, Dec. 9, 1980 (40 att.).
Fewest free throws made—2; Minnesota vs. Nebraska, Nov. 28, 1978 (5 att.).
Most free throws attempted—40; Nebraska vs. Penn State, Dec. 9, 1980 (33 made).
Fewest free throws attempted—5; Minnesota vs. Nebraska, Nov. 18, 1978 (2 made); Nebraska vs. Iowa State, Feb. 10, 1979 (4 made).
Best free throw percentage—1.000; Kansas vs. Nebraska, Jan. 26, 1977 (11-11); Colorado vs. Nebraska, Feb. 16, 1980 (14-14); Colorado vs. Nebraska, Jan. 21, 1981 (12-12).
Most free throws attempted, both teams—61; Nebraska 34, Mississippi 27, Dec. 17, 1977.
Fewest free throws attempted, both teams—22; Arkansas Tech 14, Nebraska 8, Nov. 25, 1978; Nebraska 15, Creighton 7, Dec. 8, 1979.
Most personal fouls—33; Colorado vs. Nebraska (24), Jan. 12, 1977.
Fewest personal fouls—11; Nebraska vs. Mankato State (21), Dec. 22, 1976; Iowa State vs. Nebraska (18), Feb. 10, 1979.
Most personal fouls, both teams—57; Colorado 33, Nebraska 24, Jan. 12, 1977.
Fewest personal fouls, both teams—28; Nebraska 16, Minnesota 12, Dec. 8, 1976.
Most disqualifications—3; Colorado vs. Nebraska (1), Jan. 12, 1977; Eastern Washington vs. Nebraska (0), Dec. 3, 1979.
Most disqualifications, both teams—4; three times, most recently, Nebraska 2, Colorado 2, March 3, 1981.
Most rebounds—54, Nebraska vs. Northwest Missouri State (37), Dec. 13, 1976.
Fewest rebounds—19; three times, most recently Iowa State vs. Nebraska (29), Feb. 18, 1981.

INDIVIDUAL RECORDS

Points scored—34; Andre Smith, Nebraska, vs. Eastern Washington, Dec. 3, 1979.
Most rebounds—19; Carl McPipe, Nebraska, vs. California-Davis, Dec. 16, 1977; Tracy Jackson, Notre Dame, vs. Missouri, March 8, 1980 (ot).
Most field goals made—15; Andre Smith, Nebraska, vs. Wisconsin-Oshkosh, Jan. 4, 1980 (18 att.).
Most field goals attempted—27; Tracy Jackson, Notre Dame, vs. Missouri, March 8, 1980 (13 made) (ot).
Best field goal percentage (minimum seven attempts)—.875; Andre Smith, Nebraska, vs. Kansas, Jan. 27, 1978 (7-8); Jack Moore, Nebraska, vs. Missouri, Jan. 24, 1981 (7-8).
Most free throws made—14; three times, most recently by Jack Moore, Nebraska, vs. Wyoming, Nov. 28, 1980 (14 att.) (ot).
Most free throws attempted—17; Andre Smith, Nebraska, vs. Eastern Washington, Dec. 3, 1979 (14 made).
Most free throws attempted, no misses—14; Jack Moore, Nebraska, vs. Alabama-Birmingham, Dec. 22, 1979 (4ot); Moore vs. Wyoming, Nov. 28, 1980 (ot).

BOB DEVANEY SPORTS CENTER

(Opened 1976)



TOP 20 COLLEGE BASKETBALL ATTENDANCE RECORDS

15,038—Oklahoma State, 1980-81*	14,273—Missouri, 1976-77
15,003—Oklahoma, 1980-81*	14,262—Creighton, 1977-78
14,999—Colorado, 1978-79*	14,168—Kansas, 1977-78
14,912—Kansas State, 1977-78*	13,622—Oklahoma State, 1978-79
14,753—Missouri, 1977-78*	13,467—Iowa State, 1976-77
14,747—Iowa State, 1977-78*	13,401—Creighton, 1979-80
14,562—Colorado, 1979-80*	13,125—Kansas State, 1979-80
14,558—NCAA Second Round, 1980*	13,022—Purdue, 1978-79
14,544—Iowa State, 1978-79*	12,579—Missouri, 1980-81
14,438—Iowa State, 1979-80	12,334—Minnesota, 1977-78

*Standing-room-only crowds.

Largest opening-game attendance—10,516, vs. Iowa, 1976-77.

ANNUAL ATTENDANCE TOTALS

	All Games			Big Eight		
	Games	Attendance	Average	Games	Attendance	Average
1976-77	11	106,868	9,715	7	74,243	10,606
1977-78	17	172,892	10,170	7	90,514	12,931
1978-79	11	131,769	11,979	7	87,502	12,500
1979-80	16	145,626	9,102	7	79,015	11,288
1980-81	15	136,483	9,099	7	82,009	11,716
Totals	70	693,638	9,909	35	413,283	11,808

NEBRASKA ALL AMERICANS (7)

- 1913—Sam Carrier, G
- 1931—Dan Maclay, C
- 1933—Steve Hokuf, G
- 1936—George Wahlquist, G
- 1937—Robert Parsons, G
- 1952—James Buchanan, G
- 1978—Carl McPipe*

*Selected by Citizens Saving Athletic Foundation as one of its 12 All American centers from across the country in 1977-78.

ALL-CONFERENCE CORNHUSKERS (34)

MISSOURI VALLEY (10)

- | | |
|-----------------------------|-----------------------------|
| 1909—W. W. Walsh, forward. | 1919—C. Jackson, forward. |
| 1910—H. O. Perry, forward. | 1925—Orr Goodson, center; |
| 1911—J. P. Gibson, forward; | Mathias "Mutt" Volz, guard. |
| O. A. Frank, guard. | 1927—Clark Smaha, forward. |
| 1913—Ross Haskell, forward; | |
| S. C. Carrier, guard. | |

BIG SIX (8)

- | | |
|---------------------------------|-----------------------------|
| 1930—Don Maclay, center. | 1937—Robert Parsons, guard. |
| 1931—Steve Hokuf, guard. | 1938—Robert Parsons, guard. |
| 1933—Steve Hokuf, guard. | 1941—Sid Held, guard; |
| 1936—George Wahlquist, forward. | Don Fitz, guard. |

BIG SEVEN (4)

- | | |
|--------------------------------|--------------------------------|
| 1949—Claude Retherford, guard. | 1950—"Bus" Whitehead, forward. |
| 1949—"Bus" Whitehead, forward. | 1952—James Buchanan, guard. |

BIG EIGHT (12)

- | | |
|-------------------------------|---------------------------|
| 1960—Herschell Turner, guard. | 1974—Jerry Fort, guard. |
| 1966—Grant Simmons, guard. | 1975—Jerry Fort, guard. |
| 1967—Stuart Lantz, guard. | 1976—Jerry Fort, guard. |
| 1968—Stuart Lantz, guard. | 1978—Brian Banks, guard. |
| 1971—Marvin Stewart, guard. | 1980—Andre Smith, center. |
| 1972—Chuck Jura, center. | 1981—Andre Smith, center. |

BIG EIGHT CONFERENCE CHAMPIONS

1908-1981

MISSOURI VALLEY

Year	Team	Conference Games			All Games			Coach
		W	L	Pct.	W	L	Pct.	
1908	Kansas	6	0	1.000	18	6	.745	Dr. F. C. Allen
1909	Kansas	8	2	.800	25	3	.892	Dr. F. C. Allen
1910	Kansas	7	1	.875	18	1	.947	W. O. Hamilton
1911	Kansas	9	3	.750	12	6	.666	W. O. Hamilton
1912	Nebraska	8	0	1.000	14	1	.933	E. O. Stiehm
	Kansas	6	2	.750	11	7	.611	W. O. Hamilton
1913	Nebraska	10	0	1.000	17	2	.895	E. O. Stiehm
1914	Kansas	13	1	.929	17	1	.944	W. O. Hamilton
	Nebraska	7	0	1.000	15	3	.833	E. O. Stiehm
1915	Kansas	13	1	.929	16	1	.941	W. O. Hamilton
1916	Nebraska	12	0	1.000	13	1	.929	Samuel Waugh
1917	Kansas State	10	2	.833	15	2	.882	Z. G. Clevenger
1918	Missouri	15	1	.938	17	1	.944	Dr. Walter Meanwell
1919	Kansas State	10	2	.833	16	2	.889	Z. G. Clevenger
1920	Missouri	17	1	.944	17	1	.944	Dr. Walter Meanwell
1921	Missouri	17	1	.944	17	1	.944	J. Craig Ruby
1922	Missouri	15	1	.937	16	1	.941	J. Craig Ruby
	Kansas	15	1	.937	16	2	.888	Dr. F. C. Allen
1923	Kansas	16	0	1.000	17	1	.944	Dr. F. C. Allen
1924	Kansas	15	1	.931	15	3	.833	Dr. F. C. Allen
1925	Kansas	15	1	.937	17	1	.944	Dr. F. C. Allen
1926	Kansas	16	2	.888	16	2	.888	Dr. F. C. Allen
1927	Kansas	10	2	.833	15	2	.882	Dr. F. C. Allen
1928	Oklahoma	18	0	1.000	18	0	1.000	Hugh McDermott

BIG SIX

1929	Oklahoma	10	0	1.000	13	2	.866	Hugh McDermott
1930	Missouri	8	2	.800	15	3	.833	George Edwards
1931	Kansas	7	3	.700	15	3	.833	Dr. F. C. Allen
1932	Kansas	7	3	.700	13	5	.722	Dr. F. C. Allen
1933	Kansas	8	2	.800	13	4	.764	Dr. F. C. Allen
1934	Kansas	9	1	.900	16	1	.941	Dr. F. C. Allen
1935	Iowa State	8	2	.800	13	3	.812	Louis E. Menze
1936	Kansas	10	0	1.000	21	2	.913	Dr. F. C. Allen
1937	Kansas	8	2	.800	15	4	.788	Dr. F. C. Allen
	Nebraska	8	2	.800	13	7	.650	W. H. Browne
1938	Kansas	9	1	.900	18	2	.900	Dr. F. C. Allen
1939	Missouri	7	3	.700	12	6	.666	George Edwards
	Oklahoma	7	3	.700	12	9	.571	Bruce Drake
1940	Kansas	8	2	.800	19	6	.800	Dr. F. C. Allen
	Missouri	8	2	.800	13	6	.684	George Edwards
	Oklahoma	8	2	.800	12	7	.631	Bruce Drake
1941	Iowa State	7	3	.700	15	4	.789	Louis E. Menze
	Kansas	7	3	.700	12	6	.667	Dr. F. C. Allen
1942	Kansas	8	2	.800	17	5	.773	Dr. F. C. Allen
	Oklahoma	8	2	.800	11	7	.611	Bruce Drake
1943	Kansas	10	0	1.000	22	6	.786	Dr. F. C. Allen
1944	Iowa State	9	1	.900	14	4	.777	Louis E. Menze
	Oklahoma	9	1	.900	16	8	.666	Bruce Drake
1945	Iowa State	8	2	.800	11	5	.688	Louis E. Menze
1946	Kansas	10	0	1.000	19	2	.905	Dr. F. C. Allen
1947	Oklahoma	8	2	.800	24	7	.871	Bruce Drake
1948	Kansas State	9	3	.750	22	6	.786	Jack Gardner

BIG SEVEN

1949—Nebraska	9	3	.750	16	10	.615	Harry Good
Oklahoma	9	3	.750	14	10	.683	Bruce Drake
1950—Kansas	8	4	.667	14	11	.560	Dr. F. C. Allen
Kansas State	8	4	.667	17	7	.708	Jack Gardner
Nebraska	8	4	.667	16	7	.696	Harry Good
1951—Kansas State	11	1	.917	25	4	.862	Jack Gardner
1952—Kansas	11	1	.917	28	3	.903	Dr. F. C. Allen
1953—Kansas	10	2	.833	19	6	.760	Dr. F. C. Allen
1954—Kansas	10	2	.833	16	5	.761	Dr. F. C. Allen
Colorado	10	2	.833	11	11	.500	H. B. Lee
1955—Colorado	11	1	.917	19	6	.760	H. B. Lee
1956—Kansas State	9	3	.750	17	8	.680	Tex Winter
1957—Kansas	11	1	.917	24	3	.889	Dick Harp
1958—Kansas State	10	2	.833	22	5	.815	Tex Winter

BIG EIGHT

1959—Kansas State	14	0	1.00	25	2	.925	Tex Winter
1960—Kansas	10	4	.714	19	9	.669	Dick Harp
Kansas State	10	4	.714	16	10	.615	Tex Winter
1961—Kansas State	13	1	.929	23	4	.852	Tex Winter
1962—Colorado	13	1	.929	19	7	.730	Russell Walseth
1963—Colorado	11	3	.786	19	7	.731	Russell Walseth
Kansas State	11	3	.786	16	9	.640	Tex Winter
1964—Kansas State	12	2	.857	22	7	.759	Tex Winter
1965—Oklahoma State	12	2	.857	20	7	.741	Henry Iba
1966—Kansas	13	1	.929	23	4	.852	Ted Owens
1967—Kansas	13	1	.929	23	4	.852	Ted Owens
1968—Kansas State	11	3	.786	19	9	.679	Tex Winter
1969—Colorado	10	4	.714	21	7	.750	Russell Walseth
1970—Kansas State	10	4	.714	20	8	.714	Cotton Fitzsimmons
1971—Kansas	14	0	1.000	27	3	.900	Ted Owens
1972—Kansas State	12	2	.857	19	9	.679	Jack Hartman
1973—Kansas State	12	2	.857	23	5	.821	Jack Hartman
1974—Kansas	13	1	.929	23	7	.767	Ted Owens
1975—Kansas	11	3	.786	19	8	.704	Ted Owens
1976—Missouri	12	2	.857	24	4	.857	Norm Stewart
1977—Kansas State	11	3	.786	23	8	.719	Jack Hartman
1978—Kansas	13	1	.929	24	5	.828	Ted Owens
1979—Oklahoma	10	4	.714	21	10	.677	Dave Bliss
1980—Missouri	11	3	.786	25	6	.807	Norm Stewart
1981—Missouri	10	4	.714	22	10	.688	Norm Stewart



BIG EIGHT CONFERENCE ALL-AMERICANS—1909-1981

- 1909—Tommy Johnson, F. Kansas
1910—Ernest Lambert, F. Oklahoma
1913—**Sam Carrier, G. Nebraska**
1915—Ralph Sproull, F. Kansas
1916—Fred Williams, G. Missouri
1917—F. I. Reynolds, G. Kansas State
1918—Craig Ruby, F. Missouri
1919—Craig Ruby, F. Missouri; Arthur Longborg, G. Kansas
1920—George Williams, G. Missouri
1921—George Williams, G. Missouri; Herbert Bunker, G. Missouri
1922—Paul Endacott, G. Kansas; Arthur Browning, F. Missouri; Herbert Bunker, G. Missouri
1923—Charles Black, F. Kansas; Paul Endacott, G. Kansas; Arthur Browning, F. Missouri; Herbert Bunker, G. Missouri
1924—Charles Black, F. Kansas; Tusten Ackerman, C. Kansas
1925—Tusten Ackerman, C. Kansas; Gale Gordon, F. Kansas; Albert Peterson, F. Kansas
1926—Gale Gordon, F. Kansas; Albert Peterson, F. Kansas
1928—Victor Holt, C. Oklahoma
1929—Thomas Churchill, F. Oklahoma; Bruce Drake, G. Oklahoma
1930—Forrest Cox, G. Kansas; Marshall Craig, F. Missouri
1931—Max Collings, G. Missouri; **Dan Maclay, C. Nebraska**
1932—Ted O'Leary, F. Kansas
1933—Bill Johnson, C. Kansas; **Steve Hokuf, G. Nebraska**
1935—Waldo Wegner, C. Iowa State; Omar Browning, G. Oklahoma
1936—Ray Ebling, F. Kansas; **George Wahlquist, G. Nebraska**; Omar Browning, G. Oklahoma
1937—Jack Fleming, F. Iowa State; Ray Noble, F. Kansas; Fred Pralle, G. Kansas; Frank Groves, C. Kansas State; **Robert Parsons, G. Nebraska**
1938—Fred Pralle, G. Kansas
1939—James McNatt, F. Oklahoma; John Lobsinger, G. Missouri
1940—James McNatt, F. Oklahoma; John Lobsinger, G. Missouri
1941—Howard Engleman, F. Kansas
1942—Ray Evans, G. Kansas
1943—Charles Black, F. Kansas; Ray Evans, G. Kansas; Gerald Tucker, Oklahoma
1944—Allie Paine, G. Oklahoma
1946—Charles Black, F. Kansas
1947—Gerald Tucker, C. Oklahoma; Charles Black, F. Kansas
1948—Howard Shannon, G. Kansas State; Paul Courty, F. Oklahoma
1949—Paul Courty, F. Oklahoma
1950—Richard Harmon, G. Kansas State; Clyde Lovellette, C. Kansas
1951—Clyde Lovellette, C. Kansas; Ernie Barrett, G. Kansas State
1952—Clyde Lovellette, C. Kansas; Richard Knostman, C. Kansas State; William Stauffer, C. Missouri; **James Buchanan, G. Nebraska**
1953—Richard Kostmans, C. Kansas State; B. H. Born, C. Kansas
1955—Burdette Haldorson, C. Colorado
1956—Norman Stewart, G. Missouri
1957—Wilt Chamberlain, C. Kansas; Gary Thompson, G. Iowa State; Jack Parr, C. Kansas State
1958—Wilt Chamberlain, C. Kansas; Robert Boozer, F. Kansas State; Arlen Clark, C. Oklahoma State; Jack Parr, C. Kansas State
1959—Robert Boozer, F. Kansas State; Arlen Clark, C. Oklahoma State
1961—William Bridges, C. Kansas; Charles Henke, C. Missouri
1962—Mike Wroblewski, C. Kansas State
1963—Ken Charlton, F. Colorado
1966—Walt Wesley, C. Kansas
1967—Don Smith, C. Iowa State; Don Sidle, C. Oklahoma
1968—Jo Jo White, G. Kansas; Don Sidle, C. Oklahoma
1969—Jo Jo White, G. Kansas
1970—Dave Robisch, F. Kansas
1971—Cliff Meeley, F. Colorado; Dave Robisch, F. Kansas
1972—Bud Stallworth, F. Kansas
1973—John Brown, F. Missouri
1975—Chuckie Williams, G. Kansas State; Alvan Adams, C. Oklahoma
1976—Willie Smith, G. Missouri
1981—Rolando Blackman, Kansas State

CONFERENCE SCORING LEADERS

1908-1981

BIG SIX

1929 Tom Churchill (12.4)	Oklahoma	1938 Fred Pralle (12.1)	Kansas
1930 Don Macclay (11.2)	Nebraska	1939 Homer Wesche (13.1)	Kansas State
1931 Jack Roadcap (9.9)	Iowa State	1940 Jim McNatt (12.6)	Oklahoma
1932 Ted O'Leary (11.0)	Kansas	1941 Howard Engleman (16.5)	Kansas
John Cooper (11.0)	Missouri	1942 Ralph Miller (15.2)	Kansas
1933 Norman Wagner (11.4)	Missouri	1943 Gerald Tucker (17.5)	Oklahoma
1934 Ray Ebling (12.4)	Kansas	1944 Allie Paine (11.0)	Oklahoma
1935 Ray Ebling (13.4)	Kansas	1945 Jim Myers (13.1)	Iowa State
1936 Ray Ebling (14.1)	Kansas	1946 Charlie Black (17.3)	Kansas
1937 Frank Groves (15.4)	Kansas State	1947 Gerald Tucker (13.7)	Oklahoma

BIG SEVEN

1948 Paul Courty (13.0)	Oklahoma	1953 B. H. Born (22.5)	Kansas
1949 Claude Rutherford (12.4)	Nebraska	1954 Burdette Haldorson (21.3)	Colorado
1950 Clyde Lovellette (23.0)	Kansas	1955 Burdette Haldorson (23.9)	Colorado
1951 Clyde Lovellette (23.8)	Kansas	1956 Norm Stewart (24.7)	Missouri
1952 Clyde Lovellette (28.0)	Kansas	1957 Wilt Chamberlain (25.4)	Kansas

BIG EIGHT

1958 Wilt Chamberlain (28.3)	Kansas	1970 Dave Robisch (26.6)	Kansas
1959 Bob Boozer (25.9)	Kansas State	1971 Cliff Meely (30.5)	Colorado
1960 Wayne Hightower (21.6)	Kansas	1972 Bud Stallworth (27.9)	Kansas
1961 Charles Henke (24.7)	Missouri	1973 Kevin Fitzgerald (21.3)	Oklahoma State
1962 Jerry Gardner (20.2)	Kansas	1974 Alvan Adams (22.6)	Oklahoma
1963 Ken Charlton (19.2)	Colorado	1975 Hercle Ivy (29.9)	Iowa State
1964 Willie Murrell (22.4)	Kansas State	1976 Willie Smith (25.3)	Missouri
1965 Walt Wesley (26.9)	Kansas	1977 Kim Anderson (22.1)	Missouri
1966 Chuck Gardner (20.3)	Colorado	1978 Andrew Parker (22.2)	Iowa State
1967 Don Sidle (24.9)	Oklahoma	1979 Andrew Parker (22.0)	Iowa State
1968 Don Smith (25.7)	Iowa State	1980 Ed Odum (23.9)	Oklahoma State
1969 Cliff Meely (24.9)	Colorado	1981 Andre Smith (19.3)	Nebraska



BIG EIGHT POSTSEASON PREVIOUS TOURNAMENT RESULTS

1981

First Round

Missouri 95, Iowa State 70
Kansas 96, Oklahoma State 69
Colorado 70, **Nebraska 66**
Kansas State 75, Oklahoma 56

Semifinals

Kansas 75, Missouri 70
Kansas State 64, Colorado 61

Final

Kansas 80, Kansas State 68

1980

First Round

Nebraska 75, Oklahoma 68
Missouri 82, Oklahoma State 69
Kansas State 101, Iowa State 87
Kansas 75, Colorado 65

Semifinals

Kansas 80, Missouri 71
Kansas State 60, **Nebraska 59**

Final

Kansas State 79, Kansas 58

1979

First Round

Oklahoma 77, Colorado 57
Missouri 92, Oklahoma State 70
Kansas 91, Iowa State 70
Kansas State 61, **Nebraska 60 (2 ot)**

Semifinals

Oklahoma 72, Kansas State 68
Kansas 76, Missouri 73

Final

Oklahoma 80, Kansas 65

1978

First Round

Kansas 82, Colorado 66
Kansas State 52, Oklahoma 44
Missouri 65, Iowa State 63
Nebraska 71, Oklahoma State 63

Semifinals

Kansas State 87, Kansas 76
Missouri 61, **Nebraska 58**

Final

Missouri 71, Kansas State 68 (ot)

1977

First Round

Kansas State 97, Iowa State 63
Kansas 61, **Nebraska 58**
Missouri 92, Oklahoma State 74
Oklahoma 68, Colorado 56

Semifinals

Kansas State 80, Kansas 67
Missouri 90, Oklahoma 74

Final

Kansas State 72, Missouri 67 (ot)





NEBRASKA HISTORY

NEBRASKA TOTAL WON-LOSS RECORD IN HISTORY OF SPORT AT SCHOOL

(1896-1981)

NEBRASKA'S RECORD WITH ALL OPPONENTS

Air Force Academy	3	1	Fon du Lac	0	1
Alabama	0	1	Fort Dodge	5	1
Alabama-Birmingham	2	0	Ft. Dodge (Co. G)	0	1
Angelo State	1	0	Fort Riley	1	0
Arizona	2	1	Fresno State	1	0
Arizona State	0	2	Gardner Naval Res.	0	2
Arkansas	0	3	George Washington	0	1
Arkansas Tech	1	0	Georgia State	2	0
Augustana	2	0	Great Lakes	0	1
Baker	3	0	Greeley, Colo., HS	1	0
Ball State	0	1	Grinnell	15	6
Baylor	1	0	Hamline	2	0
Bellevue	1	0	Harvard	2	0
Bradley	2	5	Haskell College	0	2
Brandeis (Omaha)	1	0	Hastings College	1	0
Brigham Young	1	3	Hawaii	2	3
Brown	1	0	Hawaii-Hilo	0	1
Burgess-Nash	1	0	Highland Park	1	2
Butler	1	1	Hillyard's	0	1
California	6	7	Houston	0	3
California-Davis	1	0	Hudson College	1	0
California-Irvine	1	0	Idaho	2	2
California-Santa Barbara	1	0	Illinois	2	7
Cal State-Bakersfield	1	0	Independence College	1	0
Cal State-Fullerton	1	0	Indiana	1	7
Cal State-Sacramento	1	0	Iowa	7	1
Camp Funston	0	1	Iowa State	102	68
Canasius	0	1	Kansas	57	118
Carleton	0	2	Kansas City YMCA	1	0
Central City	1	0	Kansas State	65	90
Cheyenne Bus. College	0	1	Kaycee Ath. Club	2	3
Chicago Central	0	1	Kentucky	1	2
Cincinnati	0	2	Knox	1	0
Colgate	1	1	La Salle	1	1
Colorado	38	49	Lawrence	1	0
Colorado State	3	1	Lewis	0	1
Cornell (N.Y.)	1	0	Lincoln High	1	0
Cotner College	4	1	Lincoln YMCA	9	6
Creighton	5	6	Long Beach State	1	0
Crete	1	0	Louisville	0	1
Denver	4	2	Loyola (Chicago)	1	1
Denver YMCA	1	0	Loyola-Marymount	1	0
DePaul	0	3	MacMurray	1	0
Detroit	1	4	Mankato St.	1	0
Doane	2	0	Marquette	2	3
Drake	42	13	Marshall	0	1
Duquesne	1	2	Marshfield	1	0
Eastern Washington	1	0	Memphis State	0	1
Emporia State	1	0	Menasha	1	0

Miami (Florida)	1	1	Port Washington	1	0
Miami (Ohio)	1	0	Portland State	1	0
Michigan	2	5	Princeton	1	0
Michigan State	3	4	Purdue	2	6
Middle Tennessee	0	1	Ripon	0	1
Millikin	0	1	Sacred Heart Col.	1	0
Minneapolis YMCA	1	0	St. Louis Univ.	2	3
Minnesota	11	39	St. Mary's (Calif.)	1	1
Minnesota Ag	0	1	St. Josephs (Iowa)	3	0
Minnesota-Duluth	1	0	St. Thomas (Minn.)	1	0
Mississippi	1	1	St. Thomas (Pa.)	1	0
Missouri	69	79	San Diego State	0	1
Missouri So. St.	1	0	San Jose State	1	2
Montana	2	0	Santa Clara	1	1
Montana State	2	2	Shattuck	2	0
Morningside	7	0	Simpson	1	1
Muscatine	0	1	Sioux City YMCA	1	1
NATTC	0	1	Sonoma State	1	0
Navy Pre-flight	0	2	South Carolina	1	1
Nebraska Wesleyan	20	6	South Dakota	29	5
Nevada-Las Vegas	0	1	South Dakota State	8	0
Nevada-Reno	2	1	So. California	0	4
New Mexico St.	1	0	SMU	3	2
Niagara	1	0	Springfield (Mass.)	1	0
North Carolina	0	1	Stanford	3	6
Northern Colorado	1	0	Stevens Point A.C.	0	1
North Dakota	1	1	Tampa	0	1
North Dakota State	1	0	Temple	0	1
Northeast Missouri	1	0	Texas	1	2
Northwest Mo. St.	8	0	TCU	2	1
Northern Iowa	8	0	Texas A&M	1	0
Northern Michigan	1	0	Texas Tech	4	2
North Texas State	2	0	Topeka YMCA	1	1
Northwestern	2	1	UCLA	2	4
Notre Dame	4	2	Utah	1	2
Ohio	2	0	Utah State	2	0
Ohio State	1	1	Valparaiso	2	0
Oklahoma	67	69	Vanderbilt	2	3
Oklahoma State	40	26	Washburn	1	0
Oklahoma City	1	1	Washington (Seattle)	1	6
Omaha Alumni	1	0	Washington State	3	1
Omaha Ath. Club	2	0	Wash. U. (St. Louis)	9	6
Omaha Christian	1	0	Wesleyan Auto	0	1
Omaha	2	0	Western Illinois	1	0
Omaha YMCA	6	2	West Kentucky State	0	1
Oregon	2	3	Western Reserve	2	0
Oregon State	2	5	West Virginia	0	1
Ottumwa Navy	2	0	Wichita State	4	5
Pacific	2	0	Wisconsin	6	4
Penn State	1	0	Wisconsin-Oshkosh	1	0
Penthalon	1	0	Wisconsin-Superior	0	1
Portage (Co. F)	0	1	Wyoming	9	7
Portland	1	0	York College	1	0
Pittsburgh	0	2			

NEBRASKA CAGE HISTORY

(1896-1981)

KEY: (H)—Home (A)—Away (HC)—Husker Classic (B)—Big 8 Tourney (OT)—Overtime

Nebr.	Opponent	Nebr.	Opponent	Nebr.	Opponent
1896-97					
(Won 2, Lost 0)					
8 Lincoln YMCA	1 (H)	39 Colorado College	11	26 Kansas City A.C.	25
23 Lincoln YMCA	14 (H)	28 Colorado U.	12	57 Brown College "B"	12
FRANK LEHMER, COACH		25 Greeley (Colo.) HS	15	39 Bellevue (Nebr.)	27
		28 Cheyenne Bus. Col.	42	33 Fort Dodge	23
		33 Lincoln YMCA	20	59 Shattuck	23
		4 Minnesota Ag. Col.	13	R. G. CLAPP, COACH	
		14 Minnesota U.	41		
		W. HILTNER, COACH			
1897-98					
(Won 1, Lost 3)					
9 Lincoln YMCA	15 (H)	1903-04			
12 Omaha YMCA	16 (A)	(Won 9, Lost 5)			
13 Lincoln YMCA	20 (H)	47 Nebraska Wesleyan	10	82 Crete	8
FRANK LEHMER, COACH		lost Highland Park	—	38 Nebraska Wesleyan	26
		49 Lincoln H.S.	26	27 Iowa University	17
		31 Nebraska Wesleyan	32	40 Central City	9
		lost Lincoln YMCA	—	32 Kansas University	19
		won Lincoln YMCA	—	34 Fort Dodge	22
		31 Lincoln YMCA	12	19 Minnesota U.	20
		25 Nebraska Wesleyan	9	18 Minnesota U.	20
		35 Omaha Christian	26	26 Hudson College	25
		14 Sioux City YMCA	49	31 Marshallfield (Co)	16
		57 Morningside College	27	23 Portage (Co. F.)	27
		21 Minnesota U.	42	31 Wisconsin U.	35
		15 Minneapolis YMCA	10	29 Iowa University	32
		25 Wisconsin U.	22	21 Grinnell College	27
		R. G. CLAPP, COACH			
1898-99					
(Won 4, Lost 0)					
21 Omaha YMCA	14	1904-05			
37 Nebraska Wesleyan	5	(Won 11, Lost 5)			
57 Nebraska Wesleyan	3	32 Nebraska Wesleyan	31	26 Iowa	39 (A)
52 Doane	7	34 Highland Park	39	33 Nebraska Wesleyan	19
FRANK LEHMER, COACH		57 Nebraska Wesleyan	23	21 Muscatine	39
		24 Omaha YMCA	21	36 Kansas State	18
		53 Fort Dodge	27	26 Washburn College	25
		44 Shattuck	22	20 Kansas University	17
		22 Minnesota U.	21	23 Kansas University	21
		28 Minnesota U.	25	51 Highland Park	23
		29 Omaha YMCA	30	43 Missouri U.	31
		49 Baker College	19	26 Kansas	28
		47 Port Washington	36	25 Kansas	28
		28 Ripon College	32	R. G. CLAPP, COACH	
		37 Menasha	19		
		37 Lawrence U.	24		
		32 Lewis	61		
		22 Chicago Central	59		
		R. G. CLAPP, COACH			
1899-1900					
(Won 5, Lost 0)					
42 Nebraska Wesleyan	9	1905-06			
39 Lincoln YMCA	7	(Won 12, Lost 2)			
57 Doane College	3	33 Kansas City A.C.	22	42 Iowa State	20
26 Omaha YMCA	14	25 Meteor (K.C. YMCA)	24	40 Iowa State	21
48 Kansas U.	8	34 Baker College	23	39 Drake University	30
T.P. HEWITT, COACH		17 Kansas U.	37	13 Drake University	12
		50 Kansas State	14	34 Kansas University	18
		43 Fort Riley	13	24 Missouri U.	26
		33 Baker College	27	17 Minnesota U.	24
		41 Independence Col.	16	21 Minnesota U.	39
		21 Kansas City A.C.	49	16 Iowa State	22
1900-01					
(Won 3, Lost 3)					
13 Omaha YMCA	11				
10 Lincoln YMCA	8				
9 Omaha YMCA	12				
20 Lincoln YMCA	28				
20 Fon du Lac	32				
13 Stevens Point A.C.	38				
E. BERRY, COACH					
1901-02					
(Won 5, Lost 3)					
63 Nebraska Wesleyan	14				
32 Lincoln YMCA	30				
9 Minnesota U.	52				
42 Sioux City YMCA	24				
29 Haskell College	73				
35 Kansas U.	29				
36 Topeka YMCA	52				
27 Topeka YMCA	13				
FRED MORRELL, COACH					
1902-03					
(Won 7, Lost 5)					
25 Lincoln YMCA	18				
18 Haskell College	25				
24 Lincoln YMCA	35				
23 Kansas U.	18				
44 Denver YMCA	29				

Nebr.	Opponent	Nebr.	Opponent	Nebr.	Opponent	
31	Kansas State	23	24 Colgate University	15	27 Iowa State	14
16	Kansas State	26	33 Iowa State	16	12 Drake University	25
	E. J. STEWART, COACH		37 Iowa State	11	W. E. KLINE, COACH	
			P. J. SCHISSLER, COACH			
1918-19		1921-22		1924-25		
(Won 10, Lost 6)		(Won 8, Lost 9)		(Won 11, Lost 6)		
34	Drake University	13	14 Wisconsin Univ.	27	23 Kansas State	11 (A)
24	Drake University	14	31 Wash. U. (St. Louis)	23	23 Oklahoma	18 (A)
24	Grinnell College	14	21 Iowa State	14	20 Drake	8 (H)
15	Grinnell College	16	21 Iowa State	20	20 Kansas	25 (H)
15	Drake University	22	31 Missouri Univ.	46	31 Oklahoma	17 (H)
19	Drake University	9	27 Grinnell College	17	35 Grinnell	27 (H)
35	Missouri U.	25	15 Kansas University	25	32 Kansas State	20 (H)
28	Missouri U.	13	21 Oklahoma Univ.	29	20 Kansas	28 (A)
28	Missouri U.	26	7 Iowa State	26	24 Washington, Mo.	20 (A)
21	Missouri U.	14	28 Grinnell College	25	20 Missouri	25 (A)
17	Kansas University	31	25 Kansas State	24	37 Iowa State	17 (H)
29	Kansas University	24	32 Drake University	34	24 Missouri	21 (H)
32	Kansas State	34	39 Oklahoma Univ.	34	15 Creighton	11 (A)
21	Kansas State	30	16 Missouri Univ.	55	10 Drake	18 (A)
27	Grinnell College	15	33 Wash. U. (St. Louis)	32	21 Grinnell	36 (A)
21	Grinnell College	22	15 Drake University	29	28 Iowa State	13 (A)
	E. J. STEWART, COACH		21 Kansas State	13	16 Washington, Mo.	36 (H)
			18 Kansas University	41	W. E. KLINE, COACH	
			OWEN A. FRANK, COACH			
1919-20		1922-23		1925-26		
(Won 22, Lost 2)		(Won 5, Lost 12)		(Won 8, Lost 10)		
37	Morningside Col.	14	20 Kansas University	30	19 South Dakota	20 (H)
39	Morningside Col.	9	21 Kansas State	15	20 Kansas City AC	36 (A)
51	Omaha Ath. Club	10	18 Drake University	30	20 Creighton	15 (A)
26	Omaha Ath. Club	23	25 Oklahoma Univ.	19	24 Grinnell	14 (H)
47	Hastings College	9	18 Missouri Univ.	33	18 Iowa State	13 (H)
32	Colorado College	19	25 Drake University	36	39 Grinnell	18 (A)
23	Colorado College	25	21 Iowa State	15	27 Iowa State	12 (A)
27	Colorado U.	16	20 Grinnell College	13	23 Drake	21 (A)
24	Colorado U.	17	17 Grinnell College	32	14 Kansas	25 (H)
41	South Dakota U.	12	17 Iowa State	21	26 Kansas State	41 (A)
33	South Dakota U.	12	25 Oklahoma Univ.	31	11 Creighton	15 (H)
20	Indiana University	24	15 Kansas University	36	21 Kansas State	28 (H)
38	Indiana University	18	14 Kansas State	17	24 Missouri	26 (H)
43	Michigan Aggies	28	32 Wash. U. (St. Louis)	34	26 Washington, Mo.	20 (H)
39	Michigan Aggies	20	23 Missouri Univ.	39	17 Kansas	30 (A)
25	Notre Dame	18	24 Nebraska Wesleyan	22	22 Drake	21 (H)
31	Notre Dame	15	24 Creighton Univ.	46	22 Missouri	24 (A)
44	Morningside Col.	12	24 Creighton Univ.	46	14 Washington, Mo.	22 (A)
50	Morningside Col.	12	OWEN A. FRANK, COACH		ERNEST BEARG, COACH	
31	Knox College	24				
30	Valparaiso U.	17				
35	Valparaiso U.	20				
23	Colorado College	9				
33	Colorado College	12				
	P. J. SCHISSLER, COACH					
1920-21		1923-24		1926-27		
(Won 11, Lost 3)		(Won 11, Lost 7)		(Won 12, Lost 6)		
30	Illinois University	25	18 Kansas City, A.C.	27	20 Hillyard's	36
24	Illinois University	26	24 Missouri Univ.	18	23 Kansas State	34
32	Illinois University	17	35 Oklahoma Univ.	21	37 Washington, Mo.	20
31	Grinnell College	10	27 Kansas State	14	35 Missouri	23
28	Grinnell College	15	23 Kansas State	26	27 Kansas	24
39	South Dakota U.	13	18 Kansas University	19	34 Drake	35
34	Oklahoma U.	20	20 Oklahoma Univ.	32	35 Iowa State	19
32	Oklahoma U.	21	10 Kansas University	13	37 Oklahoma	29
30	Iowa State	38	25 Creighton Univ.	21	24 Oklahoma State	27
19	Notre Dame	21	15 Drake University	19	30 Grinnell	22
15	Colgate University	21	32 Grinnell College	19	26 Kansas State	24
			31 Missouri Univ.	11	27 Missouri	22
			32 Wash. U. (St. Louis)	18	36 Oklahoma	26
			32 Grinnell College	18	41 Washington, Mo.	24
			38 Wash. U. (St. Louis)	17	25 Kansas	34
			18 Iowa State	16	35 Oklahoma State	25

Nebr.	Opponent	Nebr.	Opponent	Nebr.	Opponent
24 Iowa State	26	52 Iowa State	50 (H)	34 South Dakota	25 (H)
46 Drake	32	35 Kansas	36 (H)	31 Missouri	39 (H)
C. T. BLACK, COACH		C. T. BLACK, COACH		43 Iowa State	16 (A)
				27 Oklahoma	38 (H)
				W. H. BROWNE, COACH	
1927-28		1930-31		1933-34	
(Won 7, Lost 11)		(Won 9, Lost 9)		(Won 7, Lost 11)	
27 Washington, Mo.	28 (A)	18 South Dakota	17 (A)	22 Marquette	25 (A)
15 Missouri	36 (A)	22 Pittsburgh	23 (H)	22 Northwestern	35 (A)
36 Missouri	26 (H)	38 Wash. (Seattle)	41 (A)	13 DePaul	33 (A)
19 Washington, Mo.	30 (H)	24 Wash. (Seattle)	27 (A)	22 North Dakota	50 (A)
28 Drake	32 (A)	32 Wash. (Seattle)	38 (A)	32 North Dakota St.	29 (A)
24 Kansas State	29 (H)	44 Brigham Young	55 (H)	16 Minnesota	32 (A)
37 Iowa State	26 (H)	42 Missouri	32 (H)	37 Iowa State	31 (A)
21 Oklahoma State	32 (H)	36 Oklahoma	30 (A)	24 Kansas	21 (H)
32 Iowa State	26 (A)	31 Kansas	30 (A)	26 Missouri	36 (A)
35 Grinnell	22 (A)	30 Drake	25 (H)	24 Kansas State	25 (A)
34 Drake	27 (H)	31 Iowa State	19 (H)	24 Wyoming	33 (H)
27 Kansas	33 (A)	32 Butler	14 (H)	36 Oklahoma	44 (H)
22 Kansas State	28 (A)	20 Missouri	33 (A)	38 Kansas State	31 (H)
32 Kansas	28 (H)	37 Kansas State	31 (A)	34 Missouri	27 (H)
36 Oklahoma	38 (H)	29 Kansas	34 (H)	23 Oklahoma	53 (A)
35 Grinnell	16 (H)	28 Iowa State	42 (A)	24 Kansas	25 (A)
28 Oklahoma	43 (A)	30 Kansas State	32 (H)	26 Iowa State	21 (H)
43 Oklahoma State	47 (A)	41 Oklahoma	30 (H)	29 St. Louis	25 (H)
C. T. BLACK, COACH		C. T. BLACK, COACH		W. H. BROWNE, COACH	
1928-29		1931-32		1934-35	
(Won 11, Lost 5)		(Won 4, Lost 16)		(Won 6, Lost 12)	
36 South Dakota	25 (H)	26 South Dakota	41 (H)	23 Wyoming	26 (A)
32 Colorado Col.	24 (A)	27 Brigham Young	31 (H)	24 Iowa	31 (H)
48 Colorado Col.	26 (A)	29 Iowa	34 (A)	34 North Dakota	21 (H)
25 Missouri	30 (H)	34 Wis.—Superior	36 (A)	26 Minnesota	24 (H)
46 South Dakota	28 (H)	24 Minnesota	32 (A)	31 Stanford	34 (H)
30 Kansas	29 (H)	30 Carleton	40 (H)	35 Millikin	36 (A)
21 Kansas State	30 (A)	28 Iowa State	24 (A)	28 St. Louis	30 (A)
20 Oklahoma	29 (A)	33 Drake	19 (A)	32 Iowa State	31 (H)
45 Iowa State	39 (H)	31 Kansas	34 (H)	31 Missouri	32 (A)
37 Kansas	31 (A)	18 Missouri	30 (A)	41 Kansas State	47 (A)
34 Oklahoma	39 (H)	20 Kansas State	32 (A)	34 Denver	22 (H)
37 Drake	24 (H)	34 Oklahoma	37 (H)	21 Missouri	23 (H)
33 Iowa State	37 (A)	32 Iowa State	33 (H)	32 Oklahoma	38 (A)
33 Drake	26 (A)	32 Kansas State	26 (H)	21 Kansas	32 (A)
39 Missouri	33 (A)	28 St. Louis	31 (H)	24 Kansas	32 (H)
62 Kansas State	45 (H)	32 Oklahoma	46 (A)	32 Oklahoma	24 (H)
C. T. BLACK, COACH		19 Kansas	51 (A)	14 Iowa State	22 (A)
		28 Missouri	32 (H)	28 Kansas State	21 (H)
		18 Creighton	47 (A)	W. H. BROWNE, COACH	
		26 Creighton	28 (H)		
		C. T. BLACK, COACH		1935-36	
1929-30		1932-33		(Won 13, Lost 8)	
(Won 9, Lost 9)		(Won 3, Lost 13)		53 Brigham Young	34 (H)
27 St. Louis	37 (A)	24 Arkansas	41 (H)	41 Minnesota	24 (A)
26 Butler	38 (A)	19 Carleton	23 (A)	46 Wyoming	42 (A)
19 West Virginia	45 (A)	25 Minnesota	27 (A)	39 Brigham Young	46 (A)
27 Pittsburgh	34 (A)	22 Minnesota	32 (H)	48 Utah	47 (A)
41 Kansas State	39 (A)	17 Stanford	21 (H)	48 Santa Clara	61 (A)
30 Montana State	61 (H)	29 Kansas	32 (A)	39 Stanford	42 (A)
29 South Dakota State	27 (H)	33 Missouri	37 (A)	35 Denver	45 (A)
21 Missouri	27 (A)	31 Kansas State	25 (H)	31 Missouri	26 (H)
35 Oklahoma	20 (H)	25 Iowa State	30 (H)	31 Wyoming	22 (H)
32 Iowa State	22 (A)	20 Kansas	34 (H)	40 Oklahoma	33 (A)
41 Iowa	26 (H)	35 Oklahoma	39 (A)	23 Kansas	45 (A)
42 Kansas State	46 (H)	30 Kansas State	36 (A)	40 Iowa State	41 (A)
47 Oklahoma	37 (A)				
20 Kansas	27 (A)				
45 St. Louis	43 (H)				
34 Missouri	31 (H)				

Nebr.	Opponent	Nebr.	Opponent	Nebr.	Opponent
43 Kansas State	30 (H)	46 California	43 (A)	27 Kentucky	42 (A)
48 South Dakota	27 (H)	30 California	58 (A)	36 UCLA	42 (H)
43 Missouri	33 (A)	35 UCLA	30 (A)	42 Oregon	49 (H)
40 Kansas State	32 (A)	40 UCLA	42 (A)	32 Minnesota	56 (A)
49 Iowa State	20 (H)	47 Stanford	56 (A)	29 Detroit	33 (A)
55 Oklahoma	28 (H)	48 Kansas	37 (H)	41 Iowa	34 (A)
36 Kansas	43 (H)	38 Kansas State	43 (A)	44 Kansas State	38 (H)
Pre-Olympic*		41 Missouri	54 (A)	51 Missouri	45 (H)
19 Oklahoma State	36	39 Oklahoma	56 (A)	32 Kansas	51 (H)
W. H. BROWNE, COACH		51 Iowa State	44 (H)	40 Great Lakes	50 (H)
* at Kansas City, Mo.		42 Kansas State	34 (H)	33 Iowa State	39 (A)
1936-37		46 Kansas	49 (A)	35 Kansas State	38 (A)
(Won 13, Lost 7)		36 Missouri	46 (H)	39 Iowa State	31 (H)
31 South Dakota	33 (A)	33 DePaul	37 (H)	30 Kansas	58 (A)
53 Montana	39 (H)	28 Iowa State	41 (A)	29 Oklahoma	37 (A)
29 Minnesota	24 (H)	45 Oklahoma	53 (H)	41 Oklahoma	46 (H)
32 Ohio State	23 (H)	W. H. BROWNE, COACH		41 Missouri	40 (A)
35 Loyola, Ill.	53 (A)	1939-40		A. J. LEWANDOWSKI, COACH	
41 Western Reserve	35 (A)	(Won 6, Lost 12)		1942-43	
34 Canisius	39 (A)	39 South Dakota	15 (H)	(Won 6, Lost 10)	
42 St. Thomas, Pa.	41 (A)	39 Indiana	49 (H)	30 South Dakota	40 (A)
27 Temple	43 (A)	48 Stanford	47 (H)	27 Illinois	69 (A)
22 George Wash.	41 (A)	37 Minnesota	61 (A)	52 Iowa	43 (H)
31 Missouri	22 (A)	40 Utah	63 (H)	39 Indiana	40 (H)
45 Iowa State	33 (H)	53 Wisconsin	43 (A)	41 Kansas State	32 (A)
31 Oklahoma	34 (H)	46 Detroit	47 (H)	39 Missouri	36 (A)
41 Kansas State	38 (A)	46 California	32 (H)	38 Iowa State	50 (A)
22 Kansas	27 (A)	44 Iowa State	28 (H)	37 Gardner Naval Reserve Air Base	52 (H)
33 Oklahoma	29 (A)	33 Missouri	46 (A)	32 Oklahoma	56 (H)
40 Kansas State	37 (H)	25 Kansas State	32 (A)	37* Gardner Naval Reserve Air Base	43 (A)
50 Missouri	21 (H)	24 Kansas	40 (A)	24 Kansas	56 (H)
37 Kansas	32 (H)	41 Oklahoma	56 (H)	50 Kansas State (ot)	47 (H)
48 Iowa State	31 (A)	40 Missouri	41 (H)	56 Missouri	50 (H)
W. H. BROWNE, COACH		28 Oklahoma	45 (A)	33 Kansas	52 (A)
1937-38		61 Kansas State	28 (H)	51 Iowa State	36 (H)
(Won 9, Lost 11)		33 Iowa State	40 (A)	48 Oklahoma	65 (A)
31 Ohio State	42 (A)	41 Kansas	48 (H)	A. J. LEWANDOWSKI, COACH	
44 South Dakota	28 (H)	W. H. BROWNE, COACH		* at Kansas City, Mo.	
28 Minnesota	33 (A)	1940-41		1943-44	
42 Indiana	43 (H)	(Won 8, Lost 10)		(Won 2, Lost 13)	
33 Detroit	34 (A)	39 South Dakota	40 (A)	33 Iowa	50 (A)
30 Bradley	50 (A)	35 Marquette	20 (H)	15 DePaul	55 (A)
43 Niagara	37 (A)	40 Kentucky	39 (H)	21 Minnesota	45 (A)
38 California	32 (H)	36 Minnesota	43 (H)	41 South Dakota	31 (H)
29 Colorado	18 (H)	24 California	30 (A)	24 Iowa State	56 (H)
18 Missouri	27 (H)	46 Stanford	57 (A)	27 Kansas	51 (A)
46 Kansas State	32 (H)	38 Oregon State	61 (A)	35 Oklahoma	45 (A)
35 Iowa State	32 (A)	31 Wisconsin	46 (H)	32 Minnesota	45 (H)
33 Kansas	48 (A)	33 Kansas State	23 (H)	54 Kansas State	47 (H)
48 Oklahoma	50 (A)	29 Oklahoma	40 (H)	32 Missouri	36 (H)
52 Oklahoma	42 (H)	32 Kansas State	35 (A)	29 Missouri	44 (A)
30 Missouri	38 (A)	40 Missouri	29 (H)	37 Iowa State	58 (A)
50 Iowa State	23 (H)	38 Iowa State	35 (A)	47 Kansas	56 (H)
39 Loyola, Ill.	38 (H)	41 Iowa State	36 (H)	32 Oklahoma	43 (H)
29 Kansas State	41 (A)	38 Kansas	44 (A)	37 Kansas State	40 (A)
47 Kansas	50 (H)	38 Missouri	36 (A)	A. J. LEWANDOWSKI, COACH	
W. H. BROWNE, COACH		43 Oklahoma	42 (A)	1944-45	
1938-39		53 Kansas	55 (H)	(Won 2, Lost 17)	
(Won 7, Lost 13)		A. J. LEWANDOWSKI, COACH		45 Iowa	61 (H)
1941-42		1941-42		54 Minnesota	55 (H)
44 South Dakota	30 (H)	(Won 6, Lost 13)		46* Kansas State	49
24 Bradley	39 (H)	48 South Dakota	28 (H)		
37 Minnesota	66 (H)	29 Indiana	56 (A)		
38 Wyoming	30 (H)				

Nebr.	Opponent	Nebr.	Opponent	Nebr.	Opponent
54	Pentahlon	40 (H)	53 South Dakota State	34 (H)	
39	Illinois	71 (A)	54 Iowa State	56 (H)	
42	Indiana	65 (A)	37 Kansas	69 (A)	
37	Oklahoma	44 (H)	49 Oklahoma	63 (A)	
38	Iowa State	50 (H)	49 Missouri	60 (H)	
33	Kansas	48 (A)	54 Kansas State	50 (H)	
45	Oklahoma	48 (A)	HARRY C. GOOD, COACH		
34**	NATTC	57 (A)			
48	Kansas State	70 (A)			
42	Navy Pre-Flight	62 (H)			
41	Missouri	47 (H)			
59	Kansas	44 (H)			
54	Missouri	55 (A)			
45	Iowa State	47 (A)			
41***	Navy Pre-Flight	55 (A)			
47	Kansas State	55 (H)			
A. J. LEWANDOWSKI, COACH					
* at Kansas City, Mo.					
** at Oklahoma City, Okla.					
*** at Iowa City, Iowa					
1945-46					
(Won 7, Lost 13)					
30	Minnesota	55 (A)	56	Purdue	60 (H)
52	South Dakota	29 (H)	59	Minnesota	63 (A)
54*	Missouri	63	65	South Dakota	38 (H)
62*	Kansas State	47	46	Missouri	44 (B)
35	Iowa	61 (A)	46	Oklahoma State	47 (B)
51	Illinois	61 (H)	60	Kansas	64 (B)
48	Oregon State	40 (H)	67	Colorado State	47 (H)
33	Bradley	53 (A)	51	Stanford	47 (A)
38	Marquette	49 (A)	38	San Jose State	39 (A)
44	Kansas State	37 (H)	58	Nevada-Reno	63 (A)
48	Oklahoma	70 (A)	58	Northern Colorado	54 (A)
45	Kansas	56 (H)	44	Iowa State	55 (A)
39	Iowa State	57 (A)	54	Missouri	66 (H)
44	Missouri	42 (A)	59	Colorado	55 (A)
52	South Dakota State	50 (H)	45	Kansas State	64 (H)
45	Iowa State	57 (H)	66	South Dakota State	56 (H)
44	Oklahoma	51 (H)	61	Kansas	57 (A)
30	Kansas	72 (A)	57	Oklahoma	79 (A)
42	Missouri	39 (H)	41	Missouri	47 (A)
49	Kansas State	54 (A)	62	Iowa State	57 (H)
L. F. KLEIN, COACH					
* at Kansas City, Mo.					
1946-47					
(Won 10, Lost 14)					
68	South Dakota	37 (H)	58	Colorado	43 (H)
65	Ottumwa Navy	45 (H)	48	Colorado	43 (H)
48	Drake	44 (H)	49	Kansas	39 (A)
46	Arkansas	57 (B)	45	Oklahoma	47 (A)
54	Iowa State	51 (B)	44	Iowa State	41 (A)
52	Oklahoma	63 (B)	47	Missouri	46 (H)
54	St. Mary's	58 (H)	56	Colorado	45 (A)
58	Minnesota	66 (H)	28	Kansas State	53 (A)
37	Illinois	72 (A)	49	Oklahoma	56 (H)
53	Louisville	68 (A)	52	Missouri	48 (A)
56	Western Kentucky	74 (A)	49	Oklahoma	56 (H)
54	Kansas State	63 (A)	41	Missouri	47 (A)
44	Oklahoma	41 (H)	52	Missouri	48 (A)
48	Kansas	46 (H)	BIG 8 PLAYOFF		
41	Missouri	47 (A)	57*	Oklahoma	56
44	Iowa State	61 (A)			
65	Drake	44 (A)			
72	Ottumwa Navy	53 (A)			
1947-48					
(Won 11, Lost 13)					
1948-49					
(Won 16, Lost 10)					
1949-50					
(Won 16, Lost 7)					
NCAA PLAYOFF					
35* Oklahoma State 52					
HARRY C. GOOD, COACH					
* at Kansas City					
1950-51					
(Won 9, Lost 14)					
61 South Dakota State 32 (H)					
58 Northwest Missouri 39 (H)					
54 Bradley 64 (A)					
60 Northern Iowa 54 (H)					
69 Baylor 55 (H)					
63 Colorado State 43 (H)					
66 Idaho 45 (H)					
57 Colorado 67 (B)					
65 Michigan 67 (B)					
85 Iowa State 67 (B)					
47 South Dakota 40 (H)					
57 Kansas 56 (H)					
64 Iowa State 46 (H)					
59 Colorado 72 (A)					
65 Kansas State 63 (H)					
50 Missouri 41 (H)					
36 Kansas 49 (A)					
57 Oklahoma 55 (A)					
59 Colorado 49 (H)					
55 Missouri 48 (A)					
56 Iowa State 54 (A)					
48 Oklahoma 64 (H)					
60 Kansas State 63 (A)					
HARRY C. GOOD, COACH					
1951-52					
(Won 7, Lost 17)					
41 Minnesota 55 (A)					
61 Northwest Missouri 39 (H)					
49 Wash. (Seattle) 54 (A)					
53 Wash. (Seattle) 71 (A)					
59 California 64 (A)					
53 Santa Clara 38 (A)					
63 Northern Iowa 55 (H)					
54 Missouri 52 (B)					
53 Kansas State 72 (B)					
47 Kansas 63 (B)					
74 South Dakota 49 (H)					
41 Kansas 66 (A)					
51 Iowa State 49 (H)					
45 Colorado 51 (A)					
51 Iowa State 67 (A)					
50 Kansas State 79 (H)					
52 Kansas 61 (H)					
49 Oklahoma 72 (A)					
54 Missouri 52 (H)					
58 Colorado 45 (H)					
48 Kansas State 74 (A)					
46 Oklahoma 44 (H)					
57 Missouri 68 (A)					
HARRY C. GOOD, COACH					
1951-52					
(Won 7, Lost 17)					
60 Northern Iowa 44 (H)					
55 Minnesota 63 (H)					
59 Northwest Missouri 43 (H)					
72 Fresno State 48 (H)					

Nebr.	Opponent	Nebr.	Opponent	Nebr.	Opponent
55 Southern Methodist	61 (A)	62 Kansas	67 (H)	54 Vanderbilt	78 (A)
57 Texas Christian	58 (A)	78 Iowa State	65 (H)	65 Michigan State	69 (B)
76 Tampa	81 (A)	67 Missouri	82 (A)	70 Missouri	65 (B)
60 Miami, Fla.	70 (A)	HARRY C. GOOD, COACH		59 Iowa State	89 (B)
67 Kansas State	87 (B)	1954-55			
63 Colorado	68 (B)	(Won 9, Lost 12)			
66 Iowa State	75 (B)	61 Iowa	84 (A)	53 Kansas State	89 (A)
63 Colorado	61 (H)	87 South Dakota	51 (H)	54 Kansas	69 (H)
36 Kansas State	71 (A)	93 Bradley	68 (A)	53 Missouri	49 (H)
66 Kansas	69 (H)	59 (H) 76 Alabama	88 (A)	47 Iowa State	59 (A)
82 South Dakota	59 (H)	79 Memphis State	86 (A)	56 Kansas State	81 (H)
72 Iowa State	78 (A)	58 Missouri	75 (B)	60 Kansas	87 (A)
55 Missouri	60 (H)	47 Colorado	89 (B)	53 Oklahoma	55 (A)
67 Oklahoma	66 (H)	66 Kansas	69 (B)	64 Oklahoma	55 (H)
65 Colorado	67 (A)	76 Iowa State	63 (H)	67 Iowa State	58 (H)
52 Kansas	90 (A)	59 Missouri	67 (A)	JERRY BUSH, COACH	
59 Oklahoma	65 (A)	69 Kansas State	59 (H)	1957-58	
75 Iowa State	53 (H)	66 Kansas	62 (H)	(Won 10, Lost 13)	
60 Kansas State	75 (A)	74 NW Missouri	54	64 South Dakota St.	52 (H)
53 Missouri	68 (A)	62 Kansas State	79 (A)	77 Wyoming	66 (H)
HARRY C. GOOD, COACH		84 Colorado	77 (H)	57 Michigan	81 (A)
1952-53		75 Oklahoma	67 (H)	56 Notre Dame	69 (A)
(Won 9, Lost 11)		73 Missouri	76 (H)	61 Purdue	70 (H)
65 South Dakota	53 (H)	68 Kansas	55 (A)	68 Denver	63 (H)
62 Minnesota	71 (A)	76 Oklahoma	78 (A)	61 Ohio U.	53 (H)
82 Springfield, Mass.	73 (H)	75 Iowa State	82 (A)	64 Marquette	79 (A)
73 Bradley	65 (A)	66 Colorado	77 (A)	74 Princeton	64 (B)
66 Kansas	73 (B)	JERRY BUSH, COACH		57 Kansas State	88 (B)
83 Iowa State	79 (B)	1955-56			
53 Colorado	67 (B)	(Won 7, Lost 16)			
92 Harvard	53 (H)	51 Iowa	60 (A)	51 Iowa State	61 (B)
80 Colorado	65 (A)	69 Texas Tech	(OT) 63 (H)	54 Missouri	55 (A)
59 Kansas	65 (H)	71 Michigan	77 (A)	59 Kansas State	74 (A)
60 Iowa State	78 (H)	46 Wichita State	71 (A)	57 Oklahoma	54 (H)
73 Missouri	62 (H)	71 UCLA	65 (H)	52 Iowa State	57 (H)
80 Kansas State	67 (H)	52 Wisconsin	71 (A)	63 Iowa State	78 (A)
78 Colorado	86 (H)	48 Vanderbilt	66 (A)	46 Kansas	102 (A)
58 Kansas	77 (A)	66 Missouri	71 (B)	39 Oklahoma	66 (A)
59 Oklahoma	53 (A)	70 Cornell, N.Y.	69 (B)	67 Missouri	62 (H)
59 Missouri	66 (A)	51 Kansas State	79 (B)	50 Colorado	41 (H)
70 Oklahoma	78 (H)	63 Colorado	78 (A)	43 Kansas	41 (H)
66 Iowa State	93 (A)	83 Missouri	77 (H)	55 Kansas State	48 (H)
80 Kansas State	108 (A)	52 Colorado	77 (H)	52 Colorado	54 (A)
HARRY C. GOOD, COACH		72 Emporia State	59 (H)	JERRY BUSH, COACH	
1953-54		52 Kansas State	66 (H)	1958-59	
(Won 8, Lost 13)		56 Kansas	80 (A)	(Won 12, Lost 13)	
64 Minnesota	75 (H)	68 Oklahoma	(OT) 61 (A)	85 Northwest Missouri	44 (H)
81 Iowa	70 (H)	69 Iowa State	(OT) 71 (H)	75 Montana State	43 (H)
70 South Dakota	53 (H)	50 Kansas State	73 (A)	62 Marquette	60 (H)
55 Oregon State	83 (A)	56 Kansas	80 (H)	57 Minnesota	78 (A)
68 Oregon	84 (A)	64 Oklahoma	(OT) 63 (H)	54 Texas Tech	46 (H)
72 Oregon	74 (A)	80 Missouri	88 (A)	48 Bradley	85 (A)
78 Kansas State	74 (B)	74 Iowa State	94 (A)	55 Michigan State	80 (A)
70 Oklahoma	86 (B)	JERRY BUSH, COACH		55 Oklahoma State	48 (B)
57 Missouri	72 (B)	1956-57			
74 Iowa State	60 (A)	(Won 11, Lost 12)			
76 Oklahoma	72 (A)	56 UCLA	69 (A)	50 Colorado	57 (A)
88 Kansas State	75 (H)	60 UCLA	78 (A)	47 Oklahoma State	44 (H)
80 Missouri	72 (H)	67 Iowa	43 (H)	81 Missouri	69 (H)
70 Kansas State	91 (A)	73 Michigan	60 (H)	52 Iowa State	49 (H)
67 Colorado	75 (H)	53 Wisconsin	51 (H)	91 Detroit	77 (H)
68 Kansas	79 (A)	65 Purdue	62 (A)	43 Kansas State	50 (H)
68 Oklahoma	76 (A)	67 Texas Tech	66 (A)	39 Oklahoma State	54 (A)
58 Colorado	83 (A)			48 Oklahoma	54 (A)
				55 Kansas	63 (H)

Nebr	Opponent	Nebr.	Opponent	Nebr.	Opponent	
50 Kansas	66 (A)		1961-62		73 Southern Cal	79 (A)
62 Colorado	61 (H)		(Won 9, Lost 16)		64 Southern Cal	79 (A)
56 Iowa State	59 (A)	49 Wichita State	79 (A)	78 Kansas State	100 (B)	
81 Missouri	79 (A)	63 Southern Methodist	60 (H)	66 Oklahoma	75 (B)	
54 Oklahoma	65 (H)	49 Air Force	58 (A)	58 Colorado	80 (B)	
54 Kansas State	76 (A)	65 Notre Dame	61 (H)	55 Iowa State	52 (A)	
JERRY BUSH, COACH		81 Ohio U.	64 (H)	74 Missouri	69 (H)	
1959-60		70 Wyoming	71 (A)	48 Kansas	74 (A)	
(Won 7, Lost 17)		49 California	50 (A)	74 Oklahoma City	65 (H)	
68 Air Force	54 (H)	59 Stanford	72 (A)	60 Missouri	78 (A)	
76 Minnesota	66 (H)	48 Kansas State	60 (B)	66 Kansas State	73 (H)	
62 Notre Dame	70 (H)	52 Oklahoma State	51 (B)	76 Oklahoma	69 (H)	
80 Michigan State	82 (H)	68 Kansas	69 (B)	54 Oklahoma State	53 (H)	
60 Oregon State	63 (A)	69 Kansas	67 (A)	52 Colorado	60 (H)	
65* Oregon State	67	57 Oklahoma	56 (H)	48 Kansas State	50 (A)	
58 Montana State	64 (A)	56 Colorado	58 (H)	57 Iowa State	55 (H)	
55 Colorado	64 (B)	72 Iowa State	84 (A)	55 Kansas	64 (H)	
63 Kansas State	71 (B)	53 Kansas State	72 (A)	45 Oklahoma State	81 (A)	
78 Missouri	67 (B)	57 Oklahoma State	56 (H)	76 Oklahoma	82 (A)	
53 Iowa State	57 (A)	63 Colorado	74 (A)	73 Colorado	89 (A)	
47 Kansas	60 (H)	66 Iowa State	79 (H)	JOE CIPRIANO, COACH		
61 Missouri	69 (A)	65 Missouri	63 (A)	1964-65		
57 Colorado	62 (A)	70 Kansas	73 (H)	(Won 10, Lost 15)		
54 Colorado	58 (H)	63 Missouri	81 (H)	68 Wyoming	94 (A)	
64 Missouri	59 (H)	64 Oklahoma State	65 (A)	96 Purdue	85 (H)	
47 Oklahoma State	52 (A)	71 Oklahoma	69 (A)	74 South Dakota	63 (H)	
54 Oklahoma	63 (A)	60 Kansas State	84 (H)	74 Michigan	73 (H)	
JERRY BUSH, COACH		1962-63		73 Texas	77 (A)	
69 Iowa State	49 (H)	(Won 6, Lost 19)		78 Texas Tech	82 (A)	
70 Kansas State	60 (H)	68 Texas Tech	66 (A)	87 California	80 (H)	
49 Oklahoma	50 (H)	61 Houston	68 (A)	63 California	59 (H)	
54 Oklahoma State	47 (H)	43 Air Force	39 (H)	62 Colorado	70 (B)	
74 Kansas State	83 (A)	78 Northern Iowa	59 (H)	61 Oklahoma State	74 (B)	
74 Kansas	79 (A)	54 Denver	63 (H)	62 Iowa State	69 (B)	
JERRY BUSH, COACH		72 Miami, Ohio	69 (H)	56 Kansas	66 (H)	
* at Portland, Ore.		49 Southern Cal	58 (H)	54 Oklahoma State	93 (A)	
1960-61		53 Southern Cal	55 (H)	82 Oklahoma	89 (A)	
(Won 10, Lost 14)		58 Iowa State	82 (B)	88 Iowa State	79 (H)	
78 Northern Iowa	68 (H)	47 Colorado	59 (B)	53 Oklahoma State	55 (H)	
63 Wichita State	65 (H)	93 Oklahoma	86 (B)	52 Colorado	67 (A)	
65 Utah State	60 (H)	47 Colorado	75 (H)	62 Kansas State	57 (A)	
77 Denver	52 (H)	53 Kansas State	66 (A)	66 Colorado	59 (H)	
62 Detroit	71 (A)	53 Kansas	72 (A)	74 Missouri	92 (H)	
60 Cincinnati	75 (A)	60 Kansas State	72 (H)	69 Iowa State	65 (A)	
79 Arizona	55 (H)	69 Iowa State	83 (A)	62 Kansas	71 (A)	
53 Kansas	78 (B)	61 Missouri	69 (H)	67 Oklahoma	63 (H)	
90 Missouri	72 (B)	54 Iowa State	75 (H)	66 Missouri	84 (A)	
70 Oklahoma State	61 (B)	41 Oklahoma State	51 (A)	67 Kansas State	79 (H)	
62 Missouri	48 (H)	77 Oklahoma	84 (A)	JOE CIPRIANO, COACH		
65 Colorado	61 (H)	39 Kansas	45 (H)	1965-66		
51 Colorado*	66 (A)	49 Oklahoma State	48 (H)	(Won 20, Lost 5)		
58 Iowa State	66 (H)	75 Oklahoma	77 (H)	101 Wisconsin	88 (A)	
47 Oklahoma State	55 (A)	51 Colorado	80 (A)	77 Oregon State	63 (H)	
58 Oklahoma	69 (A)	72 Missouri	84 (A)	71 California	87 (A)	
33 Kansas	38 (H)	JERRY BUSH, COACH		70 California	68 (A)	
62 Iowa State	68 (A)	1963-64		75 Texas	64 (H)	
61 Oklahoma State	65 (H)	(Won 7, Lost 18)		71 Stanford	67 (H)	
83 Oklahoma	61 (H)	79 Wyoming	72 (H)	77 South Dakota	60 (H)	
69 Kansas	68 (A)	55 Michigan	80 (A)	69 Missouri	(OT) 67 (B)	
67 Kansas State	77 (H)	75 Purdue	81 (A)	92 Oklahoma	79 (B)	
56 Kansas State	75 (A)	58 Texas Tech	64 (H)	61 Kansas	71 (B)	
76 Missouri	97 (A)	60 Houston	76 (H)	76 Iowa State	74 (A)	
JERRY BUSH, COACH				82 Missouri	60 (H)	
				82 Kansas State	71 (A)	

Nebr	Opponent	Nebr.	Opponent	Nebr.	Opponent			
83	Kansas	75 (H)	89	Oklahoma	83 (A)	79	Oklahoma	66 (H)
86	Oklahoma	78 (H)	92	Kansas State	68 (H)	63	Missouri	80 (A)
45	Oklahoma State	41 (A)	60	Kansas	71 (A)	61	Oklahoma State	55 (H)
81	Oklahoma City (OT)	85 (A)	82	Oklahoma State	73 (H)	87	Iowa State	81 (H)
85	Oklahoma	81 (A)	73	Colorado	76 (A)	JOE CIPRIANO, COACH		
81	Iowa State	70 (H)	76	Kansas	69 (H)	* Bluebonnet Classic,		
71	Missouri	53 (A)	92	Iowa State	(OT) 93 (H)	Houston		
70	Colorado	63 (H)	70	Missouri	91 (A)	** Exhibition		
73	Kansas	110 (A)	JOE CIPRIANO, COACH					
79	Kansas State	69 (H)	1968-69			1970-71		
88	Colorado	95 (A)	(Won 12, Lost 14)			(Won 18, Lost 8)		
85	Oklahoma State	64 (H)	68	Wisconsin	55 (H)	68	Wyoming	63 (A)
JOE CIPRIANO, COACH			67	Oregon State	79 (A)	73	Iowa	71 (H)
1966-67			85	Oregon	77 (A)	95	Northern Iowa	71 (H)
(Won 16, Lost 9)			94	Wichita State (3OT)	92 (H)	69	Texas Christian	64 (A)
79	Oregon	56 (H)	73	Augustana	56 (H)	75	Southern Methodist	80 (A)
98	Wyoming	102 (A)	73	Michigan State	59 (H)	116	Nevada-Reno	71 (H)
90	Pacific	78 (H)	76*	Arizona State	83	85	Miami, Fla.	58 (HC)
100	Washington State	75 (H)	73*	California	86	69	Colorado State	65 (HC)
80	Washington State	78 (H)	63	Arizona	68 (A)	72	Wichita State	71 (A)
76*	La Salle	99	56	Kansas	82 (B)	71	Oklahoma State	58 (B)
71*	Portland	69	70	Oklahoma	47 (B)	77	Colorado	67 (B)
81	Kansas state	98 (B)	76	Missouri	70 (B)	52	Kansas	72 (B)
73	Oklahoma State	64 (B)	52	Kansas	56 (H)	69	Kansas State	70 (A)
66	Colorado	73 (B)	72	Kansas State	95 (A)	84	Iowa State	62 (H)
103**	Sweden Nationals	78 (H)	93	Iowa State	(OT) 99 (A)	80	Oklahoma State	59 (H)
67	Oklahoma State	57 (A)	52	Oklahoma State	76 (H)	67	Oklahoma	79 (A)
87	Oklahoma	99 (A)	87	Missouri	71 (H)	67	Kansas	81 (H)
84	Colorado	80 (H)	90	Oklahoma	83 (H)	69	Iowa State	67 (A)
97	Oklahoma	78 (H)	81	Colorado	83 (A)	61	Missouri	72 (H)
99	Missouri	82 (H)	60	Missouri	79 (A)	65	Colorado	63 (A)
67	Kansas state	59 (A)	74	Iowa State	(OT) 75 (H)	57	Oklahoma State	55 (A)
58	Kansas	84 (A)	73	Kansas	79 (A)	56	Oklahoma	65 (H)
94	Iowa State	82 (H)	79	Colorado	65 (H)	65	Missouri	77 (A)
76	Iowa State	55 (A)	88	Kansas State	71 (H)	87	Kansas State	71 (H)
79	Kansas State	71 (H)	63	Oklahoma State	72 (A)	85	Colorado	71 (H)
80	Missouri	73 (A)	70	Oklahoma	64 (A)	54	Kansas	59 (A)
57	Kansas	64 (H)	JOE CIPRIANO, COACH			JOE CIPRIANO, COACH		
88	Oklahoma State	71 (H)	* Sun Devil Classic,					
57	Colorado	64 (A)	Tempe, Ariz.					
N.I.T.			1969-70			1971-72		
88	Marshall	119	(Won 16, Lost 9)			(Won 14, Lost 12)		
JOE CIPRIANO, COACH			76	UC Irvine	73 (H)	81	Wyoming	63 (H)
* Vanderbilt Invitational			75	Augustana	56 (A)	61	San Diego State	63 (H)
** Exhibition			81	Wichita State	79 (A)	61	Wichita State	74 (H)
1967-68			82	Duquesne	77 (H)	53	Duquesne	75 (A)
(Won 15, Lost 10)			82*	Houston	102	84	Southern Methodist	76 (H)
111	Fullerton State	74 (H)	78*	Texas A&M	69	90	Idaho	49 (HC)
93	South Dakota	61 (H)	92	Northern Michigan	68 (H)	75	La Salle	60 (HC)
70	Washington State	93 (A)	79	Arizona	69 (H)	77	Iowa	86 (A)
91	Washington State	76 (A)	74**	Athletes in Action	65 (H)	80	San Jose State	63 (H)
74	Hawaii	82 (A)	60	Colorado	72 (B)	64	Missouri	76 (B)
72	Hawaii	85 (A)	74	Iowa State	66 (B)	64	Oklahoma state	56 (B)
70	Michigan State	74 (A)	78	Kansas	73 (B)	84	Oklahoma	68 (B)
84	Wyoming	64 (H)	70	Iowa State	72 (A)	73	Oklahoma State	59 (H)
75	Oklahoma	65 (B)	64	Kansas State	71 (H)	67	Oklahoma	70 (H)
48	Oklahoma State	46 (B)	60	Colorado	58 (H)	72	Colorado	55 (H)
66	Kansas State	62 (B)	70	Oklahoma	60 (A)	84	Oklahoma State	63 (A)
70	Iowa State	85 (A)	58	Oklahoma State	81 (A)	55	Kansas	(OT) 57 (A)
62	Kansas State	78 (A)	84	Kansas	73 (H)	61	Kansas State	60 (H)
75	Missouri	66 (H)	59	Colorado	76 (A)	70	Oklahoma	72 (A)
110	Oklahoma	90 (H)	60	Missouri	48 (H)	76	Iowa State	71 (H)
87	Colorado	73 (H)	87	Kansas	100 (A)	65	Missouri	80 (A)
63	Oklahoma State	62 (A)	62	Kansas State	69 (A)	99	Kansas	78 (H)
						57	Colorado	67 (A)
						54	Missouri	61 (H)

Nebr.	Opponent	Nebr.	Opponent	Nebr.	Opponent
67 Iowa State	76 (A)	65 Colorado	42 (H)	82 Iowa State	66 (H)
76 Kansas State	(OT) 81 (A)	58 Iowa State	76 (A)	JOE CIPRIANO, COACH	
JOE CIPRIANO, COACH		JOE CIPRIANO, COACH		* Roadrunner Invitational	
		* at Vanderbilt Invitational		Las Cruces, N.M.	

1972-73

(Won 9, Lost 17)

64 No. Texas St.	46 (H)
59 Wyoming	65 (A)
50*California	75
57*Air Force	53
72 Texas Christian	58 (H)
60**Kentucky	85
51**Colorado State	57
64 Iowa State	75 (B)
74 Kansas	72 (B)
73 Oklahoma State	75 (B)
63†Georgia State	54
62†North Carolina	79
55 Oklahoma State	68 (H)
74 Oklahoma	67 (H)
65 Missouri	78 (H)
60 Iowa State	81 (A)
55 Kansas State	82 (H)
59 Colorado	67 (H)
59 Kansas	46 (A)
59 Oklahoma	67 (A)
76 Oklahoma State	64 (A)
62 Kansas	59 (H)
76 Iowa State	82 (H)
70 Kansas State	97 (A)
63 Colorado	71 (A)
70 Missouri	86 (A)

JOE CIPRIANO, COACH

* Mountaineer Classic,
Morgantown, W.Va.

** Kentucky Invitational

† Decatur, Ga.

‡ Greensboro, N.C.

1973-74

(Won 14, Lost 12)

70 Wyoming	62 (H)
77 Minnesota-Duluth	50 (H)
58*Vanderbilt	82
65*Middle Tennessee	76
78 Georgia State	(OT) 75 (H)
67 NE Missouri	54 (H)
76 MacMurray	50 (H)
73 Northern Iowa	55 (H)
47 Kansas State	68 (B)
69 Oklahoma State	62 (B)
66 Kansas	75 (B)
58 Wichita State	66 (A)
64 Kansas	79 (A)
63 Oklahoma	58 (H)
65 Kansas State	73 (H)
66 Oklahoma State	79 (A)
63 Oklahoma	85 (A)
91 Iowa St.	(3OT) 88 (H)
75 Missouri	58 (H)
64 Colorado	65 (A)
88 Missouri	87 (A)
71 Oklahoma State	63 (H)
46 Kansas	51 (H)
58 Kansas State	54 (A)

1974-75

(Won 14, Lost 12)

87 South Dakota St.	72 (H)
67*Long Beach St.	55 (A)
62*Arizona State	83 (A)
69 North Texas St.	56 (A)
78 Wichita State	65 (H)
66 San Jose State	80 (H)
69½Southern Meth.	67 (A)
60½Indiana	97 (A)
81 Vanderbilt	66 (H)
75 Oklahoma	64 (B)
62 Kansas	63 (B)
63 Kansas State	80 (B)
74 Kansas State	61 (H)
68 Oklahoma	61 (A)
85 Colorado	59 (H)
73 Oklahoma State	58 (H)
74 Missouri	88 (A)
44 Kansas	72 (A)
75 Iowa State	62 (H)
57 Oklahoma	(OT) 65 (H)
61 Colorado	62 (A)
64 Kansas State	65 (A)
80 Missouri	77 (H)
59 Oklahoma State	58 (A)
77 Kansas	(2OT) 79 (H)
69 Iowa St.	82 (A)

JOE CIPRIANO, COACH

* Sun Devil Classic
Tempe, Ariz.

** Indiana Classic

1975-76

(Won 19, Lost 8)

58 Illinois	60 (H)
79 Northwestern	68 (H)
65 Iowa	72 (A)
63 Washington	75 (H)
68 St. Mary's	57 (H)
85*Pacific	59 (A)
79*New Mexico St.	75 (A)
68 Vanderbilt	57 (A)
75 Kansas	69 (B)
66 Kansas	53 (B)
75 Okla. St.	49 (B)
72 South Dakota	59 (H)
69 So. Carolina	68 (H)
65 Kansas State	59 (A)
68 Oklahoma	67 (H)
66 Colorado	64 (A)
52 Oklahoma St.	48 (A)
57 Missouri	62 (H)
57 Kansas	54 (H)
66 Iowa State	56 (A)
60 Oklahoma	65 (A)
80 Colorado	61 (H)
53 Kansas St.	65 (H)
84 Missouri	(OT) 95 (A)
60 Oklahoma St.	54 (H)
62 Kansas	58 (A)

1976-77

(Won 16, Lost 13)

57 Iowa	71 (H)
59 Washington	(OT) 58 (A)
66 Hawaii-Hilo	71 (A)
64 Hawaii	59 (A)
60 Hawaii	59 (A)
58 Minnesota*	66 (H)
63 Illinois	67 (A)
88 Northwest Mo. St.	53 (H)
71 Northwestern	68 (A)
64 Mankato St.	61 (H)
50 Colorado	55 (B)
75 Iowa State	55 (B)
66 Oklahoma	56 (B)
49 South Carolina	54 (A)
52 Kansas State	57 (H)
69 Colorado	54 (H)
49 Iowa State	48 (A)
58 Oklahoma	65 (H)
63 Missouri	76 (A)
60 Kansas	57 (H)
66 Oklahoma State	54 (H)
73 Colorado	62 (A)
66 Iowa State	51 (H)
62 Kansas State	67 (A)
60 Missouri	58 (H)
62 Oklahoma	72 (A)
66 Kansas	74 (A)
60 Oklahoma State	62 (A)
58 **Kansas	61 (A)

JOE CIPRIANO, COACH

** Minn. forfeit—NCAA ruling.

** Post Season Playoff

1977-78

(Won 22, Lost 8)

61 Mo. So. St.	54 (H)
65 Creighton	58 (H)
74 South Dakota	64 (H)
67 Nevada-Reno	50 (H)
69 Cal-Davis	64 (H)
80 Mississippi	70 (H)
63 Minnesota	49 (A)
73 Western Illinois	72 (H)
104 Montana State	60 (H)
70 Oklahoma State	58 (B)
60 Kansas State	69 (B)
75 Oklahoma	68 (B)
77 Kansas State	63 (A)
64 Colorado	73 (A)
59 Iowa State	65 (H)
78 Oklahoma	64 (A)
56 Missouri	55 (H)
62 Kansas	58 (H)
63 Oklahoma State	57 (H)
86 Colorado	75 (H)
62 Iowa State	56 (A)
63 Kansas State	50 (H)
52 Missouri	74 (A)
68 Oklahoma	74 (H)

Nebr.	Opponent
70	Kansas 75 (A)
67	Oklahoma State 56 (A)
71*	Oklahoma State 63 (H)
	B8 Postseason—Semis
58	Missouri 61 (A)
	NIT—First Round
67	Utah State 66 (H)
	NIT—Quarterfinals
48	Texas 67 (A)
	JOE CIPRIANO, COACH
	*Postseason Playoff—First Round

1978-79

(Won 14, Lost 13)

64	Ala.—Birmingham 55 (A)
70	Arkansas Tech 59 (H)
58	Minnesota 48 (H)
47	Purdue 58 (H)
61	Creighton 78 (A)
91	Cal—Sacramento 56 (H)
67	Mississippi (Biloxi) 70 (A)
75	Cal—Santa Barbara* 55 (A)
63	Nevada—Las Vegas* 79 (A)
58	Missouri 56 (A)
	(B8—OT)
61	Colorado 74 (A)
	(B8)
69	Oklahoma 53 (A)
	(B8)
72	Iowa State 68 (A)
61	Colorado 64 (A)
55	Kansas State 53 (H)
60	Missouri 76 (A)
74	Oklahoma 56 (H)
66	Kansas (OT) 64 (H)
57	Oklahoma State 66 (A)
79	Colorado 52 (H)
46	Kansas State 58 (A)
46	Iowa State 48 (H)
58	Oklahoma 79 (A)
76	Missouri 64 (H)
59	Kansas 66 (A)
76	Oklahoma State 67 (H)
60	Kansas State 61 (A)
	(2OT)**

JOE CIPRIANO, COACH

* Rebel Roundup

** Big 8 Postseason

1979-80

(Won 18, Lost 13)

113	Windsor 69 (H)
100	S. Dakota State 83 (H)
74	Portland State 52 (H)
82	E. Washington 68 (H)
64	Creighton 55 (H)
56	Purdue 78 (A)
94	Cal—Bakersfield 80 (H)
58	Minnesota 75 (A)
92	Ala.—Bir. (4OT) 84 (H)
83	Wisconsin (OT)* 82 (A)
55	Hawaii* 67 (A)
58	Louisville* 65 (A)
55	Idaho 64 (A)

Nebr.	Opponent
96	Wis.—Oshkosh 72 (H)
83	Angelo State 70 (H)
58	Iowa State 50 (A)
63	Missouri 84 (H)
64	Kansas 57 (H)
53	Colorado 44 (A)
74	Oklahoma State (OT) 73 (H)
64	Kansas State (2OT) 66 (A)
59	Oklahoma 58 (H)
60	Missouri 73 (A)
61	Kansas 56 (A)
69	Iowa State 65 (H)
68	Oklahoma State 83 (A)
55	Colorado 56 (H)
70	Kansas State 58 (H)
60	Oklahoma 78 (A)
75	Oklahoma** 68 (H)
59	Kansas State*** 60 (A)
69	Michigan**** 76 (A)
	JOE CIPRIANO, COACH
	MOE IBA, ASST. COACH
	+Exhibition
	**Rainbow Classic
	**Big 8 Postseason First Round
	***Big 8 Postseason Semi finals
	**** NIT—First Round

1980-81

(Won 15, Lost 12)

59	Wyoming (OT) 62 (H)
53	Idaho 84 (H)
61	Creighton (OT) 66 (A)
50	Penn State 75 (H)
67	Loyola—Marymount* 66 (A)
55	Utah* 57 (A)
79	NW Missouri State 59 (H)
54	Colorado State 48 (H)
69	Montana 46 (H)
62	Ball State 67 (A)
52	Arkansas** 64 (A)
84	Sonoma State 49 (H)
59	Kansas State 49 (H)
70	Oklahoma State 81 (A)
59	Colorado 62 (H)
66	Missouri 53 (H)
61	Iowa State 56 (A)
57	Kansas 54 (H)
71	Oklahoma 59 (A)
62	Oklahoma State 54 (H)
57	Colorado 56 (A)
49	Kansas State 66 (A)
81	Iowa State 61 (H)
45	Missouri 55 (A)
49	Kansas 75 (A)
90	Oklahoma 63 (H)
66	Colorado*** 70 (H)

MOE IBA, COACH

*Utah Classic

**at Little Rock, Ark.

***Big Eight Postseason Tourney



KEY PUBLICITY OUTLETS

NEWSPAPER & WIRE SERVICES

	Telephone
*#Mike Kelly, World-Herald, 14th & Dodge, Omaha 68102	402/444-1000
#Dave Sittler, World-Herald, Lincoln Bureau, P.O. Box 80966, Lincoln 68501	402/476-3132
#Wally Provost, World-Herald, 14th & Dodge, Omaha 68102	402/444-1000
#Larry Porter, World-Herald, Lincoln Bureau, P.O. Box 80866, Lincoln 68501	402/476-3132
*#Virgil Parker, Journal-Star, 926 P St., Lincoln 68508	402/473-7431
#Randy York, Journal-Star, 926 P St., Lincoln 68508	402/473-7431
*#Mike Babcock, Journal-Star, 926 P St., Lincoln 68508	402/473-7431
Tom Vint, Associated Press, World-Herald Bldg., Omaha 68102	402/341-4963
Vince Strickerz, United Press International, 926 P St., Lincoln 68508	402/476-0381
*#Larry Sparks, Daily Nebraskan, U. of Nebraska, Lincoln 68508	402/472-2589
*#Dave Westphal, Register & Tribune, 715 Locust, Des Moines, Iowa 50304	515/284-8000
*#Gene McGivern, Times Herald, 114 E. 4th, Alliance 69301	308/762-3060
*#Ron Baldwin, Sun, 7th & Ella, Beatrice 68310	402/223-5233
*#Craig Reber, Daily Telegram, 1254 27th Ave., Columbus 68601	402/564-2741
*#Del Sutherland, Journal, 1810 Harlan, Falls City 68355	402/245-2431
*#Kim Heusel, Tribune, P.O. Box 9, Fremont 68205	402/721-5000
*#Pete Lethby, Independent, 123 S. 8th, Grand Island 68801	308/382-1000
*#Jim Misunas, Tribune, 908 W. 2nd, Hastings 68901	402/462-2131
*#Jack Donahue, Citizen, 307 East Ave., Holdrege 68949	308/995-4441
*#Ron Richmond, Hub, 13 E. 22nd, Kearney 68847	308/237-2152
*#Paul Mowry, Gazette, W. 1st & E. McCook 69001	308/345-4500
*#Ken Misfeldt, News-Press, 123 S. 8th, Nebraska City 68410	402/873-3334
*#Denny Fuehrer, News, 525 Norfolk Ave., Norfolk 68701	402/371-1020
*#John Martinez, Telegraph, 315 E. 5th, North Platte 69101	308/532-6000
*#Rich Thurlow, Star-Herald, 1405 Broadway, Scottsbluff 69361	308/632-0670
*#Mike Pratt, News-Times, P.O. Box 512, York 68467	402/362-4478
Charles Washington, Omaha Star, 2216 N. 24th, Omaha 68111	402/346-4041

TELEVISION

	Channel	Telephone
Dick Janda, KOLN-TV, 40th & W. Lincoln 68503	10	402/467-4321
Terry Yeager, KMTV, 10714 Mockingbird, Omaha 68127	3	402/592-3333
Wayne Dzubak, KETV, 27th & Douglas, Omaha 68131	7	402/345-7777
Dave Webber, WOWT, 3501 Farnam, Omaha 68131	6	402/346-6666
Steve Anderson, KHAS-TV, Hastings 68901	5	402/463-1321
Merlyn Klaus, KHGI-TV, Kearney 68847	13	308/234-3900
Jerry Dishong, KDUH-TV, Hay Springs 69347	4	308/638-2741
Larry Frost, KNOP-TV, North Platte 69101	2	308/532-2222
Peter Maize, KSTF-TV, Scottsbluff 69361	10	308/632-6107
Ron Bates, KUON-TV, 1800 N. 33rd, Lincoln 68503	12	402/472-3611

RADIO PLAY-BY-PLAY

	Telephone
Tim Moreland, KFOR, 825 Stuart Bldg., Lincoln 68508	402/475-6506
Don Gill, KLIN, 4348 O St., 68510	402/475-4567
Lyell Bremser, KFAB, 5010 Underwood, Omaha 68132	402/556-8000
Kent Pavelka, KFAB, 5010 Underwood, Omaha 68132	402/556-8000
Sports Director, KRNU, U. of Nebraska, Lincoln 68507	402/472-3054

*Sports editor; #writes column.

Big 8 Area Outlets

Ames, Iowa Tribune
 Des Moines Register and Tribune
 Kansas City Star-Times
 Daily Oklahoman, Oklahoma City
 Tulsa Tribune
 Tulsa World
 Manhattan Mercury, Manhattan, Kansas
 Capital-Journal, Topeka, Kansas
 Wichita Eagle
 Journal-World, Lawrence, Kansas

St. Louis Globe-Democrat
 St. Louis Post-Dispatch
 Tribune, Columbia, Missouri
 Missourian, Columbia, Missouri
 Denver Post
 Rocky Mountain News, Denver
 Boulder Camera
 Stillwater News-Press
 Norman Transcript

Bill Hancock, Big 8 News Director, River Hills/Mark I, 600 E. 8th St., Kansas City, Missouri



**BOB DEVANEY SPORTS CENTER ARENA
(14,438)**

NEBRASKA BASKETBALL SCHEDULE 1981-82

(All Times Central Standard)

DAY	DATE	OPPONENT	SITE	TIPOFF
FRI.	NOV. 27	WYOMING	Laramie	8:35 p.m.
MON.	NOV. 30	WISCONSIN-STEVEN'S POINT	LINCOLN	7:35 p.m.
SAT.	DEC. 5	CREIGHTON	LINCOLN	7:35 p.m.
MON.	DEC. 7	SOUTH DAKOTA STATE	LINCOLN	7:35 p.m.
WED.	DEC. 9	BAYLOR	Waco	7:30 p.m.
SAT.	DEC. 19	BALL STATE	LINCOLN	7:35 p.m.
MON.	DEC. 21	PENN STATE	Univ. Park	7:10 p.m.
WED.	DEC. 23	COLORADO STATE	Fort Collins	8:35 p.m.
MON.	DEC. 29	AIR FORCE*	Cedar Falls	7:00 p.m.
TUE.	DEC. 30	CORNELL/NORTHERN IOWA*	Cedar Falls	7/9 p.m.
WED.	JAN. 6	CAL STATE-SACRAMENTO	LINCOLN	7:35 p.m.
SAT.	JAN. 9	ARKANSAS	LINCOLN	7:35 p.m.
WED.	JAN. 13	KANSAS	LINCOLN	7:35 p.m.
SAT.	JAN. 16	MISSOURI	LINCOLN	7:35 p.m.
WED.	JAN. 20	OKLAHOMA STATE	Stillwater	7:35 p.m.
SAT.	JAN. 23	IOWA STATE	LINCOLN	2:40 p.m. (TV)
WED.	JAN. 27	OKLAHOMA	Norman	7:35 p.m.
SAT.	JAN. 30	COLORADO	Boulder	9:05 p.m.
WED.	FEB. 3	KANSAS STATE	LINCOLN	7:35 p.m.
SAT.	FEB. 6	MISSOURI	Columbia	8:05 p.m.
WED.	FEB. 10	OKLAHOMA STATE	LINCOLN	7:40 p.m. (TV)
SAT.	FEB. 13	KANSAS	Lawrence	7:35 p.m.
MON.	FEB. 15	OKLAHOMA	LINCOLN	7:40 p.m. (TV)
SAT.	FEB. 20	IOWA STATE	Ames	7:35 p.m.
WED.	FEB. 24	COLORADO	LINCOLN	7:35 p.m.
SAT.	FEB. 27	KANSAS STATE	Manhattan	12:10 p.m. (TV+)
TUE.	MAR. 2	Big Eight Postseason Tournament First Round (campus sites)		
FRI.	MAR. 5	Big Eight Postseason Tournament Semifinals (Kansas City)		
SAT.	MAR. 6	Big Eight Postseason Tournament Final (Kansas City)		

*Holiday Classic at Cedar Falls, Iowa.

+Tentative.

ALL HOME GAMES AT THE BOB DEVANEY SPORTS CENTER
FOR TICKET INFORMATION, CALL 402-472-3111