

NEBRASKA BASKETBALL

**MEDIA
GUIDE
\$2.50**



Joe Cipriano, Dean of Big 8 Coaches

1979-80

NEBRASKA BASKETBALL SCHEDULE 1979-80

DAY	DATE	OPPONENT	SITE	TIPOFF
SAT.	NOV. 24	WINDSOR, ONT.	LINCOLN	7:35 pm CST
FRI.	NOV. 30	SOUTH DAKOTA STATE	LINCOLN	7:35 pm CST
SAT.	DEC. 1	PORTLAND STATE	LINCOLN	7:35 pm CST
MON.	DEC. 3	EASTERN WASHINGTON	LINCOLN	7:35 pm CST
SAT.	DEC. 8	CREIGHTON	LINCOLN	7:35 pm CST
TUE.	DEC. 11	at Purdue	W. Lafayette	7:35 pm EST
THR.	DEC. 13	CAL-BAKERSFIELD	LINCOLN	7:35 pm CST
SAT.	DEC. 15	at Minnesota	Minneapolis	8:05 pm CST
SAT.	DEC. 22	ALABAMA-BIRMINGHAM	LINCOLN	7:35 pm CST
THR.- SUN.	DEC. 27- DEC.30 DEC. 27	16th Annual Rainbow Classic at Honolulu (Hawaii, Nebraska, Wisconsin, Nevada-Reno, Illinois, Army, Louisville, Princeton) Wisconsin vs. Nebraska (6:40 pm HST) Nevado-Reno vs. Hawaii (8:40 pm HST)		
	DEC. 28	Illinois vs. Army (6:40 pm HST)		
		Louisville vs. Princeton (8:40 pm HST)		
	DEC. 29-30	Games at 12:30, 2:30, 6:40 & 8:40 pm HST		
WED.	JAN. 2	at Idaho	Moscow	8 pm PST
FRI.	JAN. 4	WISCONSIN-OSHKOSH	LINCOLN	7:35 pm CST
SAT.	JAN. 5	ANGELO STATE	LINCOLN	7:35 pm CST
WED.	JAN. 9	at Iowa State	Ames	7:35 pm CST
SAT.	JAN. 12	MISSOURI	LINCOLN	1 pm CST (TV)
WED.	JAN. 16	KANSAS	LINCOLN	8:10 pm CST (TV)
SAT.	JAN. 19	at Colorado	Boulder	7:35 pm MST
WED.	JAN. 23	OKLAHOMA STATE	LINCOLN	7:35 pm CST
SAT.	JAN. 26	at Kansas State	Manhattan	7:35 pm CST
WED.	JAN. 30	OKLAHOMA	LINCOLN	7:35 pm CST
SAT.	FEB. 2	at Missouri	Columbia	7:35 pm CST
TUE.	FEB. 5	at Kansas	Lawrence	7:35 pm CST
SAT.	FEB. 9	IOWA STATE	LINCOLN	7:35 pm CST
WED.	FEB. 13	at Oklahoma State	Stillwater	7:35 pm CST
SAT.	FEB. 16	COLORADO	LINCOLN	7:35 pm CST
WED.	FEB. 20	KANSAS STATE	LINCOLN	7:35 pm CST
SAT.	FEB. 23	at Oklahoma	Norman	7:35 pm CST
TUE.	FEB. 26	Big 8 Postseason Tournament—1st Round—Campus Sites		
FRI.	FEB. 29	Big 8 Postseason Tournament—Semis	Kansas City	
SAT.	MAR. 1	Big 8 Postseason Tournament—Final	Kansas City	
THR.	MAR. 6	NCAA First Round Games	LINCOLN	
SAT.	MAR. 8	NCAA Second Round Games	LINCOLN	

(HOME GAMES IN RED)

INDEX

Big 8	
All Americans	207
Composite Schedules	110-113
Conference Champs	205-206
1978-79 Results	101-102
1978-79 Stats	177-183
1979-80 TV Series	113
Opponents	93-102
Records	209-213
Scoring Leaders	208
Series History	114-121
Staff	153
Media	
Information	3-4
Outlets	232
Staff Phone Numbers	5
NCAA	
Brackets	104-107
Champions	203-204
Nebraska	
Administration	133-137
Athletic Administration	142-152
Facts About	138-141
Basketball	
All Americans—All Conference	199
All Time Coaches Won-Loss Record	20
Jerry Bush	217
Cage History	215-230
Graduates	200-203
Meet the Huskers	36-64
1978-79 In Review	154-176
Outlook	7-12
Records	185-199
Rosters	33-34
Staff	13-27
Total Won-Loss Record vs. Opponents	218-219
Travel Plans	108-109
Head Coach Joe Cipriano	
Previews 1979-80	11-12
Record Against All Opponents	17-18
Year by Year Record	16
Non Conference	
Opponents	66-91

UNIVERSITY ADMINISTRATION

Board of Regents

Robert L. Raun, Minden
Edward Schwartzkopf, Lincoln
Robert R. Koefoot, M.D., Grand Island
Robert J. Prokop, M.D., Ph.D., Wilber
Kermit Wagner, Schuyler
James Moylan, Omaha

President

Dr. Ronald W. Roskens

Kermit Hansen, Omaha

Robert G. Simmons, Jr., Scottsbluff
Ralph P. Cuca, Jr., NU-Lincoln
Richard Kennedy, NU Medical
Center
John L. Kirk, UNO

Chancellor, University of Nebraska

Dr. Roy A. Young

CORNHUSKER ATHLETIC STAFF

BIG 8 FACULTY REPRESENTATIVE

Dr. Keith Broman Harvard Graduate School of Business, '45

ADMINISTRATIVE STAFF

Athletic Director Bob Devaney, Alma College, '39
Asst. Athletic Director and Sports Information Director Don Bryant,
Nebraska, '52
Asst. Athletic Director and Head Football Coach Tom Osborne,
Hastings, '59
Business Manager William Fisher, Illinois, '39
Ticket Manager Helen Ruth Wagner, Nebraska
Asst. Sports Information Director Bill Bennett, Nebraska, '74
Ath. Dept. Academics Counselor Ursula Walsh, Rosary College, '58
Ath. Dept. Recruiting Coordinator Jerry Pettibone Oklahoma, '63
Ath. Dept. Strength Coach Boyd Epley, Nebraska, '70

BASKETBALL STAFF

Head Coach Joe Cipriano, Washington, '53
Assistant Coach Moe Iba, Oklahoma State, '62
Assistant Coach Tom Baack, Nebraska, '68
Part-time Assistant Ron Stewart, Indiana, '71
Volunteer Assistant John Hammond, Greenville College, '76
Student Trainer Ed Mulligan
Student Manager Larry Brown
Asst. Student Manager Mark Lenhart
Equipment Manager Mel Worster
Secretary Nancy Williams

BOB DEVANEY SPORTS CENTER STAFF

Bob Devaney Sports Center Manager and Asst. Athletic Director
Jim Ross, Eastern Michigan, '39
Administrative Assistant Paul Schneider, Nebraska, '52
Administrative Assistant Orval Borgialli, Chadron State, '59
Building Superintendent Jerry Lott, Nebraska, '58
Staff Assistant Shirley Svoboda

MEDICAL STAFF

Athletic Medicine Dr. Samuel Fuenning, Nebraska, '45
Team Physician Dr. Pat Clare, Nebraska, '62
Team Physician Dr. Chuck Newman, Nebraska, '66
Team Physician Consultant Dr. Paul Goetowski, Creighton, '44
Head Trainer and Physical Therapist George Sullivan, RPT, Nebraska, '51
Asst. Trainer and Physical Therapist Jerry Weber, RPT, Nebraska, '74
Physical Therapist-Trainer Roland E. 'Duke' LaRue, RPT, Buena Vista, '50

MEDIA INFORMATION

WORKING CREDENTIALS

Direct all requests for media credentials to: Nebraska Sports Information Office, University of Nebraska, Lincoln 68588. Don Bryant, Director; Bill Bennett, Assistant. Office Phone: 402-472-2263. Bryant's Home Phone: 402-423-6563. Bennett's Home Phone: 402-489-9488.

WILL CALL

Due to mail service, media passes will not be mailed out in some instances. They may be picked up at the Will Call Window, located under the South Ramp, inside the Sports Center.

RADIO SPACE

Radio requests and information should be made to the attention of the NU Sports Information Office. If spotters are needed please contact the NU Sports Information Office at least three days in advance.

PHOTOGRAPHERS

Photography requests and information should be made to the attention of the NU Sports Information Office. **Photographers working the sidelines of the Bob Devaney Sports Center Arena must have an armband. Armbands can be secured from the NU Sports Information Office. Daylight film is recommended for both still and motion pictures in the Devaney Sports Center.**

COACHES SCOUTING PASSES

Press box requests made by head coaches for scouting purposes should be made to the attention of the NU Sports Information Office and conform to Big 8 Conference regulations.

GAME SERVICES

Pregame notes (including statistics), programs, running scoring summary, complete game statistics (Flash, halftime, shot charts, flash final and final) and quotes are provided. A press room is located in the southeast corridor on the floor level of the basketball arena. Starting one-and-one-half hours before tipoff, sandwiches, cookies and refreshments (refreshments are served in the press box at halftime) will be served. Also in the press box are phones and telecopiers. The cost of the telecopier service is \$35 (\$25 to the University, \$10 to the operator). Writers wishing to install phones in the press box for a telecopier or video display terminal (VDT) may do so through the Lincoln Telephone and Telegraph Company (402-477-0869) Joan Knapp.


JOE CIPRIANO INTERVIEW TIME

The best time to reach NU head basketball coach Joe Cipriano for an interview is weekdays from 11:30 a.m. till noon CST. The NU basketball office phone number is 402-472-2265.

Also available is the 'Husker Hotline', with comments from Cipriano and his staff, and from the Husker players. For the 'Hotline', call 402-472-2262.

NEBRASKA PLAYER INTERVIEWS

All media requests for interviews of Nebraska basketball players should be directed to NU Assistant Sports Information Director Bill Bennett. (Office: 402-472-2263; Home: 402-489-9488).



BOB DEVANEY SPORTS CENTER ARENA

The press section is located above the C 12 vomitory, which is on the south side. The television camera hut is located directly above the press section, in the C 12 housing.

MEDIA FOLLOWS HUSKER BASKETBALL AT HOME AND AWAY

Three radio stations, the Omaha World-Herald and the Lincoln Journal and Star will again follow Nebraska basketball at home and away during the 1979-80 campaign.

The radio stations are KFAB (Omaha)—Kent Pavelka, KFOR (Lincoln)—Tim Moreland and KLIN (Lincoln)—Don Gill.

Staffing for the Omaha World-Herald will be Don Lee, Tom Ash and Larry Porter, while the Journal and Star will have Virgil Parker, Randy York and Mike Babcock.

**NEBRASKA ATHLETIC DEPARTMENT
STAFF PHONE NUMBERS
AREA CODE 402**

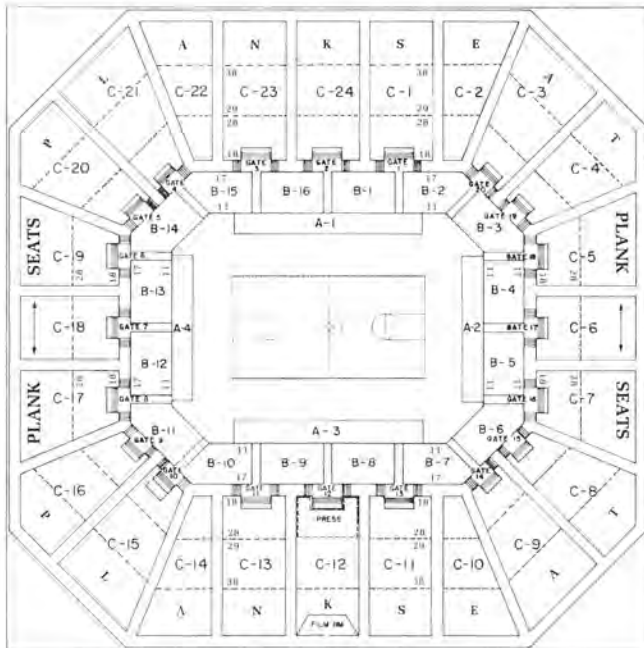
NU Basketball Staff	Office
Head Coach Joe Cipriano	472-2265
Assistant Coach Moe Iba	472-2265
Assistant Coach Tom Baack	472-2265
Part-time Assistant Ron Stewart	472-2265
Volunteer Assistant John Hammond	472-2265
Student Trainer Ed Mulligan	472-2276
Student Manager Larry Brown	472-2265
Assistant Student Manager Mark Lenhart	472-2265
Equipment Manager Mel Worster	472-1416
Basketball Secretary Nancy Williams	472-2265

Bob Devaney Sports Center Staff

Asst. AD and Bob Devaney Sports Center Manager	
Jim Ross	472-1132
Administrative Assistant Paul Schneider	472-1132
Administrative Assistant Orval Borgialli	472-1132
Building Superintendent Jerry Lott	472-1132
Staff Assistant Shirley Svoboda	472-1132

NU Athletic Department Staff

Athletic Director Bob Devaney	472-3011
Faculty Representative Keith Broman	472-3001
Asst. AD and Sports Information Director	
Don Bryant	472-2263
Asst. AD and Head Football Coach	
Tom Osborne	472-3116
Business Manager Bill Fisher	472-2273
Ticket Manager Helen Ruth Wagner	472-3111
Asst. Sports Information Director Bill Bennett	472-2263
Head Trainer and Physical Therapist	
George Sullivan	472-2276
Asst. Trainer and Physical Therapist Jerry Weber	472-2276
Asst. Trainer and Physical Therapist	
Roland E. 'Duke' LaRue	472-2102
Ath. Dept. Academics Counselor Ursula Walsh	472-2042
Ath. Dept. Strength Coach Boyd Epley	472-3116



BOB DEVANEY SPORTS CENTER ARENA LAYOUT

Located on the State Fairgrounds, the structure, originally a \$12 million project, but increased to \$13 million by interest on bonds, houses facilities for basketball, indoor track, swimming, wrestling and gymnastics, as well as State Fair functions and a host of other activities.

The basketball arena is above and the athletic offices are located under the south stands along with basketball locker areas. Dressing areas for track, wrestling, swimming and gymnastics as well as a practice area for wrestling are situated under the west stands at the left end of the arena.

CIPRIANO ENTERS HIS 17th NU SEASON WITH NEW PLAYERS AND NEW VIEWS

By **BILL BENNETT**

Assistant Sports Information Director

Young and inexperienced. Inexperienced and young.

However it's viewed, those two words very aptly describe Nebraska's basketball season for the 1979-80 season.

Husker coach Joe Cipriano, beginning his 17th season at the Cornhusker helm, must find replacements for six lettermen, including starters—6-8 center Carl McPipe, 6-0 guard Brian Banks and forwards, 6-3 Bob Moore and 6-8 Curt Hedberg—who all combined for a four-year won-loss record of 71-42, including a 1977-78 mark of 22-8, second place in the Big 8 and a quarter finalist spot in the National Invitational Tournament.

However, that same group last year was just 14-13 overall and 7-7 in the Big 8, which was only good for fifth place. So even though Cip's current crew is green, he'd still like to think that with a lot of hard work, determination and a little luck, this year's club can do better than the 1978-79 squad.

Leading the way will be two returning starters from last year, juniors, 6-7 center Andre Smith and 6-0 guard Mike Naderer.

Smith, although small for a major college center at 6-7, more than makes up for his size with his speed, quickness and agility under the basket, on both the offensive and defensive ends of the court.

Last year, he was the team's leading scorer with a 13.5 average and its No. 2 rebounder, with a 6.9 mark. From Chicago, Smith in 1978-79 earned first team All Tournament selection at the Rebel Roundup in Las Vegas, second team UPI All Big 8 and Honorable Mention AP All Big 8.

"Andre will have to carry our load, especially early in the season until our younger players gain experience," 'Cip' said. "He has been working extremely hard. He shoots, passes and rebounds well. He can be one of the premier players in the conference."

Naderer, a part-time starter as a freshman in 1977-78, saw first team action throughout last season. In 1978-79, he averaged 6.0

points and 2.4 assists a game. He is from Scottsdale, Ariz.

"Mike is always a hard worker," Cipriano said. "He's been a starter for us for two years and he always plays above his potential. He's a real inspiration to our team."

Nebraska's other returning lettermen are: senior 6-6 forward Mark McVicker and sophomores, 5-9 guard Jack Moore, 6-5 forward Jerry Shoecraft, 6-2 guard Ray Collins and 6-5 center Bill Cunningham.

According to Cipriano, who is 236-183 at the NU helm and dean of the Big 8 coaches, offering the most immediate help from the returning lettermen are Moore, Shoecraft and Collins. Moore and Shoecraft, who in 1978 led Muncie, Ind. Central High School to the Indiana State Championship, averaged 3.2 points and 2.2 points and 1.1 rebounds, respectively, for NU last year. Collins, who is from Chicago, last year got 1.3 points a game.

The Huskers remaining players from last season are senior 5-11 guard Ken Dorrell, who walked on last season, and freshman 6-7 forward Sammy Curran, from Liberal, Kan., who was a red-shirt last year. Cipriano said that Curran, with a good fall effort, could be an important factor in Nebraska's forward corps for the upcoming season.

A lot of the Huskers' hopes for the 1979-80 season, according to Cip, will depend on the success of the Nebraska recruits, six in all. They are: junior 6-4 forward Tim West from State Fair Community College in Sedalia, Mo.; and freshmen, 7-0 center Dave MacFarlane from Plattsmouth, Neb.; 6-10 center Lance Berwald from Minneapolis, Minn. Washburn; 6-4 forward-guard Chuck Anderson from North Platte, Neb.; 6-2 forward-guard Greg Downing from Duluth, Minn. Central and 6-0 guard Eric Williams from South Bend, Ind. Washington.

"There isn't a freshman that doesn't have a chance to play some," Cipriano said. "There are a lot of positions open."

West, who earned third team JC All American honors last year, averaged 20 points and 11 rebounds a game at State Fair. "He's a potential starter at forward," Cip said, "he's a strong rebounder and a good shooter." Through the first weeks of practice, West has been bothered by a sprained ankle.

Cipriano is looking for some forward and guard help from Anderson and Downing, and for guard leadership from Williams. In high school Anderson averaged 20 points and 8 rebounds a game, while Downing got 24 points and 10 rebounds a contest. Williams added 18 points, 8 rebounds and five steals a game as a prepster forward.

"Anderson can be a swing man for us and be one of the

freshman who can play a lot," Cip said. "He's worked hard and over the summer he even went to Indianapolis to play and help improve his game."

"Downing is a very fundamentally sound basketball player who can jump right out of the gym, while Williams is extremely quick, but must make the adjustment from forward to guard."

Cipriano said that right now it's premature to expect miracles from the Huskers' two big men—MacFarlane, who has been bothered by tendonitis in a foot, and Berwald. As prepsters, MacFarlane averaged 22 points and 12 rebounds a game, while Berwald got 21 points and 17 rebounds a contest.

"Both our big players are young," he said. "They both are only 18 years old and they lack the experience of playing major college basketball. It will take hard work, time and patience for MacFarlane and Berwald to develop."

Cip would like Nebraska to have a new image for the 1979-80 season. "We'll be a team that will work toward the shot earlier," he said. "We'll have to count on 110 per cent conditioning which will have to be an important factor for us if we are to be successful. We expect to have more mobility and try to get more offense into our thinking. We'll be small and will have to pressure more."

"But we aren't going to give up the defensive part of our game. Our defense is going to have to force our opponents into some errors so we can get the ball. Then, the offense can take care of itself by trying to score some more points."

In 1978-79, Nebraska averaged 64 points a game, while holding the opposition to just 62.3.

The Huskers schedule should be in their favor from a home standpoint, as Nebraska plays 16 games in the Bob Devaney Sports Center, including nine nonconference Lincoln games in late November, December and early January. Nebraska also will compete in the 16th annual Rainbow Classic, from Dec. 27-30 in Honolulu. Along with host Hawaii and the Huskers, also in the Classic are Wisconsin, Nevada-Reno, Illinois, Army, Louisville and Princeton.

"Our schedule in December should help us gain valuable experience," Cip said, "although our out-of-town nonconference games are tougher than normal." The Huskers road non-league games are—not counting the Hawaii trip—at Purdue, Minnesota and Idaho.

"Even though we will be young, we hope to make it a very interesting basketball season from the fans' perspective," Cipriano said. "We're going to try and get more offense going and with some pressure defense, we should be able to make it exciting."

1979-80 NEBRASKA JUNIOR VARSITY SCHEDULE

Nov. 24	Salem Oilers AAU (5:15 p.m. CST)	Jan. 12	Nebraska Wesleyan JV (TBA)
Nov. 30	Midland College JV (5:15 p.m. CST)	Jan. 16	Kearney State JV (5:15 p.m. CST)
Dec. 1	Kearney State JV (5:15 p.m. CST)	Feb. 11	at Doane College JV (7:30 p.m. CST)
Dec. 3	Doane College JV (5:15 p.m. CST)	Feb. 16	Cloud County Community College Concordia, Kans. (5:15 p.m. CST)
Dec. 13	Southeast Community College Fairbury (5:15 p.m. CST)	Feb. 18	at Nebraska Wesleyan JV (5:15 p.m. CST)
Jan. 4	Platte Community College Columbus (5:15 p.m. CST)	Feb. 20	Concordia JV Seward (5:15 p.m. CST)
Jan. 5	Central Tech Hastings (5:15 p.m. CST)		

Head Coach: **John Hammond**



'CIP' CRYSTAL BALLS THE 1979-80 CAMPAIGN

GUARDS: "Obviously, Mike Naderer is our strong point here. He was a part-time starter as a freshman and played on an NIT team, and last year as a sophomore he was a full-time starter. He has the experience and leadership needed to help guide our young team through the early stages. Right now, I'd have to say that our two sophomores, Jack Moore and Ray Collins, will be very much in the picture. During our early practice sessions it was obvious that the experience they picked up last year as freshmen was very valuable. Moore is a smart player and Collins has come on strong. Our freshmen, Eric Williams, Greg Downing, and Chuck Anderson will also provide us with some relief here. Williams is one of the fastest players we've ever had and Downing—who looks physically like Jerry Fort did when he was a freshman—can also help us at one of the forward spots as he is a great leaper. Anderson, like Downing, is a fine shooter and a physical player who can also play forward for us. Ken Dorrell is a senior this year who walked on last season and will provide us with leadership. With the presence of Naderer, along with Moore and Collins, and the depth provided by our freshmen, our guard positions could be a strong part of our club once the younger players get some experience.

FORWARDS: Right now, the forward spots would have to be considered one of our biggest question marks. Both positions are up for grabs. The top four candidates are Sammy Curran, junior Tim West, sophomore Jerry Shoecraft, and senior Mark McVicker. Curran has played well in fall practice after being a redshirt freshman last year, and West is a strong rebounder with a good shot, although he has been hampered by a sprained ankle. Shoecraft is a finesse type player who picked up valuable playing time last year as a frosh. McVicker has been around for three years and knows our system and will provide leadership at this position. At our forward spots is where Anderson and Downing are going to have to really provide us with depth, rebounding, and scoring punch. Our two forward positions are definitely untested.

CENTER: Andre Smith will play center for us after being a super reserve center as a freshman in 1978 and a starting forward in 1979. He led our team in scoring and was No. 2 in rebounding last season and I expect even more from him this year. Even though he is only 6-7, his speed and quickness underneath on

either end of the court easily enables him to compete with the bigger centers he will face. I expect Andre to be one of the premier players in the conference this year. His backups would be sophomore Bill Cunningham, and our two big freshmen, Dave MacFarlane and Lance Berwald. Even though they both have size—MacFarlane is 7-0 and Berwald is 6-10—they are also both very young and have a lot to learn. Expecting them to step in and play major college ball right away would be unfair. For them to be ready for the Big 8 season it will take time, hard work, and patience on their part. I rate center as a strong spot with Andre, although depth is questionable.

BIG 8 RACE: Since Oklahoma is the defending champ and has four starters back, including center Al Beal, they definitely have to be considered a strong favorite. But they will also be challenged very strongly by Kansas, Kansas State and Missouri. Kansas, which returns four starters, will have a very strong guard tandem in Darnell Valentine and Ricky Ross and Kansas State lost only one starter and returns guard Rolando Blackman. Missouri has all five starters back, transfer forward Ricky Frazier, plus a great recruiting year, landing center Steve Stipanovich. Iowa State and Colorado could be darkhorses. The Cyclones lost only Andrew Parker and have four starters back, including center Dean Uthoff, while Colorado has three starters back, plus transfer guard Jo Jo Hunter. Oklahoma State will be under new coach Paul Hansen and have proven players in Matt Clark and Don Youman. On paper, we are certainly the young team on the block."

GENERAL INFORMATION

School —University of Nebraska	Location —Lincoln, Nebraska
Founded —February 15, 1869	(184,000)
Nickname —Cornhuskers, Huskers	Enrollment —22,477
School Colors —Scarlet and Cream	Director of Pep Band —
Conference —Big Eight	Dr. Jack Snider
President —Dr. Ronald W. Roskens	Telephone —Basketball Office—
Chancellor —Dr. Roy A. Young	402-472-2265
Big Eight Faculty Representative —	Home Court —Bob Devaney Sports
Dr. Keith Broman	Center (15,000)



JOE CIPRIANO
HEAD COACH

JOE CIPRIANO
HEAD BASKETBALL COACH
UNIVERSITY OF NEBRASKA

Dean of the Big 8 coaches, Joe Cipriano is entering his 17th season at the Husker helm. The winningest coach in Nebraska's 81-year basketball history, 'Cip' has twice been named the Big 8 Coach of the Year (1966 and 1978) and has led the Huskers to two National Invitational Tournaments (1967 and 1978).

Since arriving on the Cornhusker scene 16 years ago, Cipriano has an overall NU record of 236-183 (.563), 150 more wins than any previous Nebraska head basketball coach.

His 19-year collegiate head coaching mark, he was at the University of Idaho from 1960-63, is 279-218 (.561), and in 23 years of coaching at all levels, Cip is 355-252 (.585).

Cipriano came to NU during the fall of 1963 after being head coach at Idaho for three years. His records there were 10-16, 13-13 and 20-6.

So why would a man leave a basketball program that just finished a highly successful 20-6 season and take the head coaching job at Nebraska, a school that hadn't had a winner in 13 years and had finished above the .500 mark only twice in the previous 26?

"It was a great challenge," Cipriano said. "There was only one way for the Nebraska program to go and that was up. There was a bright future to be offered and a chance to compete in a good basketball conference like the Big 8."

Cipriano started building his program early as the 1963-64 Husker freshman team went undefeated. But even Cipriano admitted that it probably would take three or four years for the Huskers to reach the .500 mark.

But a winning season would come faster than that and it was a lot better than .500. Cip's first team was 7-18, then 10-16 and in 1965-66 he reached one of the heights in his young career when his third-year Cornhusker squad finished 20-5, which is Nebraska's second best campaign ever.

That Husker team finished second in the Big 8, garnered Cip his first conference Coach of the Year award and saw Nebraska rank 11th nationally in the final Associated Press Poll.

The next year, the Huskers went to the NIT for the first time and finished the year with a 16-9 mark. That team was the initial Nebraska and Big 8 squad to play in the NIT.

Nebraska won the Big 8 Pre-season Basketball Tournament during the 1967-68 campaign, the only Husker team ever to accomplish that feat. That team went 15-10. In 1968-69, the Huskers were 12-14.

During the '70's, Cipriano's Husker squad finished below the .500 mark only once, and were constantly in the Big 8 race or key factors in the title decision. Cip's '70 marks are: 16-9 (1969-70); 18-8 (1970-71); 14-12 (1971-72); 9-17 (1972-73); 14-12 (1973-74); 14-12 (1974-75); 19-8 (1975-76); 16-13 (1976-77); 22-8 (1977-78); and 14-13 (1978-79).

His most successful season at NU was 1977-78, when he guided the Huskers to a 22-8 mark—tying the school record for most wins—a 9-5 second place finish in the Big 8 and a quarterfinalist finish in the Na-

tional Invitational Tournament, losing to eventual champ Texas at Austin.

In 1975-76, Cipriano led Nebraska to its third most successful basketball season in history. Behind senior starters Jerry Fort (guard), Steve Willis (guard) and Larry Cox (center), the Cornhuskers finished 19-8 overall and 10-4 in the Big 8, good for third place.

Cipriano grew up in Sumas, Washington, and played his high school ball at nearby Nooksac Valley High School before being recruited by former NU Athletic Director Tippy Dye to play for him at the University of Washington. During that span (1950-51 to 1952-53), the Huskies went 79-15, won the Pacific Coast title all three years and finished third in the NCAA tournament in 1953. He was selected to play in the 1953 East-West Shrine Game in New York.

After graduating from Washington in 1953, Cipriano played for the AAU Buchan Bakers of Seattle for three years as the Bakers toured the Orient and Europe. He served as player-coach on the European trip and that's where the coaching bug hit him.

When he returned to the States, Cip coached high school ball for one year before Dye brought him back as his freshmen coach at Washington. He coached the Huskies freshmen for three years—the last one under John Grayson—then took the head coaching job at Idaho in 1959-60.

In 1964, Cipriano started the highly successful Cornhusker Basketball School which runs through the month of June every year on the Lincoln campus and at other designated points throughout western Nebraska.

Other honors Cipriano has accumulated while at Nebraska include being a member of Henry Iba's coaching staff at the 1972 Olympic Try-Out Camp at the Air Force Academy. In 1973, he conducted a series of clinics in Taiwan, Thailand and the Philippines on a United States Air Force sponsored tour. During the spring of '74, Cip was a member of the coaching staff at the Aloha Classic in Hawaii. He also took the Huskers on a summer tour of Italy in 1974 and a trip to Hawaii in 1967 and 1976.

Last summer, Cip was a member of the U.S. team Pan American basketball trials coaching staff, and also toured Europe with the American team, coached by Bobby Knight.



JOE CIPRIANO'S MAJOR COLLEGE RECORD (1960-79)

Year	School	Won	Lost
1960-61	Idaho U.	10	16
1961-62	Idaho U.	13	13
1962-63	Idaho U.	20	6
IDAHO TOTALS (3 years)		43	35
1963-64	Nebraska U.	7	18
1964-65	Nebraska U.	10	15
1965-66	Nebraska U.	20	5
1966-67	Nebraska U.	16	9
1967-68	Nebraska U.	15	10
1968-69	Nebraska U.	12	14
1969-70	Nebraska U.	16	9
1970-71	Nebraska U.	18	8
1971-72	Nebraska U.	14	12
1972-73	Nebraska U.	9	17
1973-74	Nebraska U.	14	12
1974-75	Nebraska U.	14	12
1975-76	Nebraska U.	19	8
1976-77	Nebraska U.	16	13*
1977-78	Nebraska U.	22	8
1978-79	Nebraska U.	14	13
NEBRASKA TOTALS (16 years)		236	(.563) 183
MAJOR COLLEGE CAREER TOTALS (19 years)			
		279	(.561) 218
OVERALL TOTALS (at all levels—23 years)			
		355	(.585) 252

JOE CIPRIANO'S NEBRASKA RECORD AGAINST MAJOR CONFERENCES

BIG 8 TOTALS (Preseason)

25 23 .521

(Regular Season)

118 106 .527

(Postseason Playoff)

1 3 .250

Conference	Games	Won	Lost	Pct.	Pts.	Opp.
Big Eight (tournament)	48	25	23	.521	3,218	3,249
Big Eight (Regular Season)	224	118	106	.527	15,370	15,467
Big Eight (Post Season)	4	1	3	.250	247	246
Big Eight (All Games)	276	144	132	.522	18,835	18,962
Missouri Valley	11	8	3	.727	782	770
Southwest	11	6	5	.545	779	768
Big Ten*	21	11	10	.524	1,441	1,476
Pacific 10	19	11	8	.579	1,403	1,410
Western Athletic	14	7	7	.500	1,007	1,010
Southeastern	6	3	3	.500	414	430
Atlantic Coast	1	0	1	.000	62	79
Major Independents	20	10	10	.500	1,380	1,443

* 1976 Minnesota forfeit, NCAA ruling.

**JOE CIPRIANO'S NEBRASKA RECORD
AGAINST ALL OPPONENTS (Listed Alphabetically)**

	W	L	Pct.	Pts.	Opp.
Air Force	1	0	1.000	57	53
Alabama-Birmingham ...	1	0	1.000	64	55
Arkansas Tech	1	0	1.000	70	59
Arizona	1	1	.500	142	137
Arizona State	0	2	.000	138	166
Augustana	2	0	1.000	148	112
California	3	3	.500	414	455
California-Davis	1	0	1.000	69	64
California-Irvine	1	0	1.000	76	73
California-Sacramento ...	1	0	1.000	91	56
California-Santa Barbara ..	1	0	1.000	75	55
Colorado	18	21	.462	2,664	2,626
Colorado State	1	1	.500	120	122
Creighton	1	1	.500	126	136
Duquesne	1	1	.500	135	152
Fullerton State	1	0	1.000	111	74
Georgia State	2	0	1.000	141	129
Hawaii	2	2	.500	270	286
Hawaii-Hilo	0	1	.000	66	71
Houston	0	2	.000	142	188
Idaho	1	0	1.000	90	49
Illinois	0	2	.000	121	127
Indiana	0	1	.000	60	97
Iowa	1	3	.250	272	299
Iowa State	22	14	.611	2,584	2,507
Kansas	13	28	.317	2,626	2,861
Kansas State	16	23	.410	2,598	2,715
Kentucky	0	1	.000	60	85
La Salle	1	1	.500	151	159
Long Beach State	1	0	1.000	67	55
MacMurray	1	0	1.000	76	50
Mankato St.	1	0	1.000	64	61
Marshall	0	1	.000	88	119
Miami (Fla.)	1	0	1.000	85	58
Michigan	1	1	.500	129	153
Michigan State	1	1	.500	143	133
Middle Tennessee	0	1	.000	65	76
Minnesota*	3	0	1.000	122	97
Minnesota-Duluth	1	0	1.000	77	50
Mississippi	1	1	.500	147	140
Missouri	18	19	.486	2,571	2,680
Missouri Southern St.	1	0	1.000	61	54
Montana State	1	0	1.000	104	60
Nevada-Las Vegas	0	1	.000	63	79

**JOE CIPRIANO'S NEBRASKA RECORD
AGAINST ALL OPPONENTS (Listed Alphabetically)**

	W	L	Pct.	Pts.	Opp.
Nevada (Reno)	2	0	1.000	183	121
New Mexico St.	1	0	1.000	79	75
North Carolina	0	1	.000	62	79
North Texas State	2	0	1.000	133	102
Northeast Missouri	1	0	1.000	67	54
Northwest Missouri St. ...	1	0	1.000	88	53
Northern Iowa	2	0	1.000	168	126
Northern Michigan	1	0	1.000	92	68
Northwestern	2	0	1.000	150	136
Oklahoma	27	15	.643	3,091	2,944
Oklahoma City	1	1	.500	155	150
Oklahoma State	30	12	.714	2,701	2,629
Oregon	2	0	1.000	164	133
Oregon State	1	1	.500	144	142
Pacific	2	0	1.000	175	137
Portland	1	0	1.000	71	69
Purdue	1	2	.333	218	224
St. Mary's	1	0	1.000	68	57
San Diego State	0	1	.000	61	63
San Jose State	1	1	.500	146	143
South Carolina	1	1	.500	118	122
South Dakota	5	0	1.000	390	307
South Dakota State	1	0	1.000	87	72
Southern California	0	2	.000	137	158
Southern Methodist	2	1	.667	228	223
Stanford	1	0	1.000	71	67
Texas	1	2	.333	196	208
Texas A&M	1	0	1.000	78	69
Texas Christian	2	0	1.000	141	122
Texas Tech	0	2	.000	136	146
Utah State	1	0	1.000	67	66
Vanderbilt	2	1	.667	207	205
Washington	1	1	.500	122	133
Washington State	3	1	.750	341	322
Western Illinois	1	0	1.000	73	72
Wichita State	4	2	.667	444	447
Wisconsin	2	0	1.000	169	143
Wyoming	5	3	.625	607	595
Totals	236	183	.563		

*1976 Minnesota forfeit—NCAA ruling.




THE REACTION'S THE SAME—Whether it's 1979 or 1965, Husker coach Joe Cipriano's infamous gestures remain. In this '65 picture, Cip, head in hands, sits with, from left to right Roger Leitner, Willie Campbell, Nate Branch, assistant coach Ed Stevens and graduate assistant Joel Kortus.



Nebraska Coaches Won-Lost Record

Coach	Years	At NU	Won	Lost	Pct.
Frank Lehmer	(1897-99)	2	11	0	1.000
T. P. Hewitt	(1899-1900)	1	5	0	1.000
Sam Waugh	(1915-16)	1	13	1	.929
Paul Schissler	(1919-21)	2	33	5	.868
E. O. Stiehm	(1911-15)	4	56	14	.800
W. G. Kline	(1923-25)	2	22	13	.629
Fred Morrell	(1901-02)	1	5	3	.625
R. G. Clapp	(1903-09)	6	57	37	.606
W. Hiltner	(1902-03)	1	7	5	.583
Dr. E. J. Stewart	(1916-19)	3	29	22	.569
Joe Cipriano	(1963-79)	16	236	183	.563
O. F. Field	(1910-11)	1	10	8	.556
E. Berry	(1900-01)	1	3	3	.500
Charles T. Black	(1926-32)	6	51	57	.472
Harry C. Good	(1946-54)	8	86	99	.465
Ernest Bearg	(1925-26)	1	8	10	.444
W. H. Browne	(1932-40)	8	64	87	.424
Jerry Bush	(1954-63)	9	81	132	.388
Owen A. Frank	(1921-23)	2	13	21	.382
T. J. Hewiat	(1909-10)	1	6	10	.375
L. F. Klein	(1945-46)	1	7	13	.350
A. J. Lewandowski	(1940-45)	5	24	63	.276
TOTALS		82	827	786	.513





**NEBRASKA'S
BASKETBALL STAFF**



MOE IBA
Assistant Coach

Moe Iba, son of famed former Oklahoma State Coach Henry P. Iba, begins his tenth year as a Nebraska assistant coach. Before guiding the freshmen to a fine 19-5 record in his first two years at Nebraska (1970-72), Moe was the head coach for four years at Memphis State University (1966-70).

At Nebraska, Iba's specialty is defense. In 1978-79, Nebraska was the ninth best defensive team in the country.

At Memphis State, Iba's first team had a 17-9 campaign and capped the season with an appearance in the National Invitational Tournament. MSU won its own Memphis State Classic and finished the season with the second best defense against scoring in the nation.

Iba went to Memphis State in August of 1966 after four highly successful seasons (1962-66) as an assistant to Don Haskins, at the University of Texas at El Paso. He compiled a 64-9 record with the frosh, while the varsity was winning 89, losing 20 and taking the NCAA championship in 1966.

Iba enjoyed a brilliant college basketball career, starting three years (1959-62) at Oklahoma State. He was considered the best long-range shooter in the Big Eight Conference, which he left via graduation in 1962.

An outstanding high school career at Stillwater High preceded Iba's entry into the college ranks. He was selected to play in the High School All America game at Hutchinson, Kansas after his graduation in 1957.

MOE IBA Nebraska Basketball Defensive Coordinator

Just like in football, Nebraska assistant basketball coach Moe Iba, entering his 10th year at NU, can be called Husker basketball's 'defensive coordinator.'

Since coming to Lincoln in 1971, the Huskers have been ranked among the nation's Top 20 defensive teams six times. For the last four years, Nebraska has been among the country's Top 10 defensive squads.

Nebraska Ranking—National Team Defense	
1971—15th	1976—8th
1972—17th	1977—6th
1978—8th (62.9 points a game for opponents)	
1979—9th (62.3 points a game for opponents)	



HUSKERS ON DEFENSE

In 1978-79, Nebraska finished ninth nationally in team defense, allowing its opponents only 62.3 points a game. The Huskers were ranked in the Top 10 of team defense every week during the season. In 1978-79, Nebraska held its opponents below 60 points on 13 different occasions.

	Games	(W-L)	Pts.	Avg.
1. Princeton	26	(14-12)	1452	55.8
2. Dartmouth	26	(14-12)	1486	57.2
3. Fresno State	28	(16-12)	1632	58.3
4. Montana	27	(14-13)	1628	60.3
5. Indiana	34	(22-12)	2080	61.2
6. Marquette	29	(22-7)	1775	61.2
7. St. Joseph's	30	(19-11)	1839	61.3
8. Penn State	30	(12-18)	1849	61.6
9. Nebraska	27	(14-13)	1683	62.3
10. Toledo	30	(22-8)	1871	62.4
11. Purdue	35	(27-8)	2189	62.5
12. William & Mary	26	(9-17)	1627	62.6
13. Michigan State	32	(26-6)	2003	62.6
14. Arkansas	30	(25-5)	1878	62.6
15. Georgetown	29	(24-5)	1837	63.3



TOM BAACK
Assistant Coach

Tom Baack, former Nebraska basketball standout under Joe Cipriano from 1965-68, begins his second year as the Huskers' assistant coach.

A three-year, 6-5 starting forward at Nebraska, Baack was the Husker's all time leading scorer with 1,293 points, until Jerry Fort (1972-76) broke that mark with 1,882 points. The former Fort Wayne, Ind. All Stater still holds the Nebraska and Big 8 record for the highest career free throw percentage, an .839 mark.

Born in North Platte, Neb., Baack worked for the National Bank of Commerce in Lincoln for four years following his graduation from the University in 1968. He then was a graduate assistant (1972-74) at Brigham Young University, under Glenn Potter, who was an assistant coach under Cipriano from 1963-70. From 1974-77, Baack was assistant basketball and head track coach at Green Mountain High School in Lakewood, Colo.



RON STEWART
Part-time Assistant

Ron Stewart, who from 1972-78 was a basketball coach in the Indianapolis area, joined the Nebraska basketball staff in the fall of 1978 as a part-time assistant coach. He is beginning his second year at Nebraska.

From 1976-78, Stewart had been the head coach at Indianapolis' Cathedral High School, compiling a 30-13 record. Former Husker guard Steve Willis (1974-76) was a product of Cathedral High School.

Stewart's seven-year overall coaching record in the Indianapolis area was 95-26.

He earned his Bachelors' Degree from Indiana University in 1971 and his Masters from Butler University in 1977.



JOHN HAMMOND
Volunteer Assistant Coach

John Hammond, who for the last three years (1976-79) has been the head coach at Pawnee City, Neb. High School, enters his first season as Nebraska's volunteer assistant coach. Hammond will coach the Junior Varsity.

During the 1978-79 season, Hammond's Pawnee City club won the Galaxy Conference. He is currently working on his Master's Degree in physical education at Nebraska.

Hammond is a 1976 graduate of Greenville, Ill. College where he also played basketball. Following his graduation from Greenville, he served for two years as an assistant coach at that school.

He's a graduate of Zion Benton High School in Zion, Ill.



MIKE MEDILL
Volunteer Assistant Coach

Medill is in his first year with the Nebraska basketball staff, and will assist John Hammond with the Husker Junior Varsity program.

A 1979 graduate of Washburn University in Topeka, Kan., Medill is working on his Masters Degree in Physical Education at Nebraska.

From Leavenworth, Kan., Medill played football for four years at Washburn and earned All Conference honors in 1978.



Nancy Williams

NANCY WILLIAMS BEGINS FIFTH YEAR AS BASKETBALL SECRETARY

Nancy Williams begins her fifth year as the Nebraska basketball secretary for Joe Cipriano and his staff.

Her main correspondence duties include the Huskers' team travel, recruiting, and scouting reports. She is also Cipriano's personal secretary.

Before coming to Lincoln, Nancy worked for a law firm in Topeka.

Nancy's from Marysville, Kan.

BROWN, LENHART, MULLIGAN ASSIST BASKETBALL PROGRAM

Helping make the Nebraska basketball program a success are Larry Brown, student manager, Mark Lenhart, assistant student manager and Ed Mulligan, student trainer.

Brown, entering his second year as the Huskers' head manager, is a junior from Elkhorn majoring in social science. In 1977-78, he was the assistant student basketball manager.

Lenhart is also beginning his second year as the Cornhuskers' assistant student manager. He is a junior from Elkhorn, majoring in business.

Mulligan, a senior from Lincoln, is a pre-physical therapy major.



BROWN



LENHART



MULLIGAN

MEL WORSTER IS HUSKER EQUIPMENT DIRECTOR

Entering his 4th year as Nebraska basketball's equipment director is Mel Worster.

Worster, in his 24th year with the University, is also the equipment director for 14 other sports at the Bob Devaney Sports Center.





URSULA WALSH
Athletic department Academic Counselor

Year at Nebraska—Eighth.

Previous Teaching Experience—College—eight years, University of Nebraska Department of Educational Psychology; High School—Omaha Cathedral, Minneapolis, Minn., Mobile, Ala.; Elementary School—Wausau, Wis., Chicago, Ill.

Education—B.A. Rosary College, River Forest, Ill., 1958; M.A. College of St. Thomas, St. Paul, Minn., 1964; M.E.d. University of Minnesota, Minneapolis, Minn., 1969; Ph.D. University of Nebraska, 1975.

Office Phone: 402-472-2042



MEET THE HUSKERS

1979-80 AT A GLANCE

COACHING STAFF

Head Coach Joe Cipriano (Washington, '53)—Beginning his 17th season at Nebraska. Dean of Big coaches, his record at NU is 236-183 (.563). His major college career mark after 19 years of coaching, he was the head mentor at Idaho from 1960-63, is 279-218 (.561). His 23-year coaching record at all levels is 355-252 (.584).

Assistant Coach Moe Iba (Oklahoma State, '62)—Iba will be starting his 10th year at Nebraska. The Huskers' defensive specialist is the son of famed former Oklahoma State basketball coach Henry P. Iba.

Assistant Coach Tom Baack (Nebraska, '68)—In his third year on the NU coaching staff, his second as assistant coach. Baack was a standout 6-5 forward for the Huskers in 1965-68. A three-year starter, Baack is Nebraska's third leading all time scorer, with 1,293 points.

Part-time Assistant Ron Stewart (Indiana, '71)—Begins his second year on the Husker staff. From 1976-78, he was the head coach at Indianapolis' Cathedral High School, with an overall mark of 30-13.

Volunteer Assistant John Hammond (Greenville College, '76)—Begins his first year as Nebraska's volunteer assistant and head coach of the junior varsity. For the last three years, Hammond was the head coach at Pawnee City, Neb. High School.

RETURNING LETTERMEN—7

Name	Letters	Pos.	Ht.	Wt.	Class	Hometown	Scoring Avg.	RB Avg.
ANDRE SMITH	2	C-F	6-7	210	Jr.	Chicago, Ill.	13.5	6.9
MIKE NADERER	2	C	6-0	160	Jr.	Scottsdale, Ariz.	6.0	1.0
Jack Moore	1	G	5-9	160	So.	Muncie, Ind.	3.2	0.0
Jerry Shoecraft	1	F	6-5	186	So.	Muncie, Ind.	2.2	1.1
Ray Collins	1	G	6-2	185	So.	Chicago, Ill.	1.4	0.7
Mark McVicker	3	F	6-6	200	Sr.	Hastings, Neb.	1.2	0.4
Bill Cunningham	1	C	6-5	201	So.	Ft. Wayne, Ind.	1.2	1.5
Squadmen—2								
Ken Dorrell		G	5-11	169	Sr.	Weymouth, Mass.	0.0	0.3
Sammy Curran (78-79 RS)		F	6-7	185	Ft.	Liberal, Kan.	0.0	0.0

(STARTERS CAPITALIZED)

RECRUITS—6

Name	Pos.	Ht.	Wt.	Class	Hometown
Tim West	F	6-4	212	Jr.	Urbana, Mo.
Chuck Anderson	F-G	6-4	175	Fr.	North Platte, Neb.
Lance Berwald	C	6-10	244	Fr.	Minneapolis, Minn.
Greg Downing	F-G	6-2	164	Fr.	Duluth, Minn.
Dave MacFarlane	C	7-0	227	Fr.	Plattsmouth, Neb.
Eric Williams	G	6-0	190	Fr.	South Bend, Ind.

LETTERMEN LOST—6

Name	Pos.	Ht.	Wt.	Hometown	Scoring Avg.	RB Avg.
CARL McPIPE	C	6-8	225	Hammond, Ind.	13.4	7.5
BRIAN BANKS	G	6-0	160	Hammond, Ind.	9.3	2.8
BOB MOORE	F	6-3	185	Pittsburgh, Pa.	9.1	3.1
CURT HEDBERG	F	6-8	197	Lincoln, Neb.	4.4	3.7
Gerard Myrthil	G	6-2	165	New York, N. Y.	4.0	1.5
Eric Eckelman	F	6-5	200	Muncie, Ind.	1.3	1.1

(STARTERS CAPITALIZED)



PLAYERS PARTICIPATE IN STRENGTH PROGRAM

The 1979-80 season marks the first time that Nebraska's basketball players participated in a strict strength and conditioning program established and supervised by Boyd Epley, the Huskers' strength coach. Above, Nebraska junior center Andre Smith lifts under the watchful eye of assistant strength coach Gary Wade. Results of the lengthy testing showed that sophomore center Bill Cunningham, senior guard Ken Dorrell, sophomore forward Jerry Shoecraft, sophomore guard Ray Collins and Smith were the five best conditioned athletes on the team.

1979-80 UNIVERSITY OF NEBRASKA NUMERICAL BASKETBALL ROSTER

No.	Name	Pos.	Ht.	Wt.	Birthdate	Class	Hometown (High School)
10	**Mike Naderer	G	6-0	160	3/26/59	Jr.	Scottsdale, Ariz. (Arcadia)
12	*Ray Collins	G	6-2	185	3/27/60	So.	Chicago, Ill. (Mendel Catholic)
13	*Jerry Shoecraft	F	6-5	186	10/31/59	So.	Muncie, Ind. (Central)
14	*Jack Moore	G	5-9	160	12/26/59	So.	Muncie, Ind. (Central)
20	Ken Dorrell (1)	G	5-11	169	10/2/56	Sr.	Weymouth, Mass. (South)
22	Greg Downing	F-G	6-2	164	9/27/60	Fr.	Duluth, Minn. (Central)
24	Eric Williams	G	6-0	190	7/5/60	Fr.	South Bend, Ind. (Washington)
30	Chuck Anderson	F-G	6-4	175	10/2/60	Fr.	North Platte, Neb. (North Platte)
32	Sammy Curran (3)	F	6-7	185	7/19/59	Fr.	Liberal, Kan. (Liberal)
34	***Mark McVicker	F	6-6	200	11/28/57	Sr.	Hastings, Neb. (Hastings)
40	**Andre Smith	C-F	6-7	210	7/24/58	Jr.	Chicago, Ill. (John F. Kennedy)
42	Tim West (2)	F	6-4	212	3/13/59	Jr.	Urbana, Mo. (Skyline)
44	*Bill Cunningham	C	6-5	201	8/25/59	So.	Ft. Wayne, Ind. (Snider)
50	Dave MacFarlane	C	7-0	227	6/12/61	Fr.	Plattsmouth, Neb. (Plattsmouth)
54	Lance Berwald	C	6-10	244	8/5/61	Fr.	Minneapolis, Minn. (Washburn)

*Letters earned

Head Coach: Joe Cipriano

Assistant Coaches: Moe Iba, Tom Baack

Part-time Assistant: Ron Stewart

Volunteer Assistant: John Hammond

(1)—1978-79 Walkon

(2)—1979 Transfer from State Fair Community College in Sedalia, Mo.

(3)—1978-79 Redshirt

1979-80 UNIVERSITY OF NEBRASKA ALPHABETICAL BASKETBALL ROSTER

No.	Name	Pos.	Ht.	Wt.	Birthdate	Class	Hometown (High School)
30	Anderson, Chuck	G-F	6-4	175	10/2/60	Fr.	North Platte, Neb. (North Platte)
54	Berwald, Lance	C	6-10	244	8/5/61	Fr.	Minneapolis, Minn. (Washburn)
12	*Collins, Ray	G	6-2	185	3/27/60	So.	Chicago, Ill. (Mendel Catholic)
44	*Cunningham, Bill	C	6-5	201	8/25/59	So.	Ft. Wayne, Ind. (Snider)
32	Curran, Sammy (1)	F	6-7	185	7/19/59	Fr.	Liberal, Kan. (Liberal)
20	Dorrell, Ken (2)	G	5-11	169	10/2/56	Sr.	Weymouth, Mass. (South)
22	Downing, Greg	G-F	6-2	164	9/27/60	Fr.	Duluth, Minn. (Central)
50	MacFarlane, Dave	C	7-0	227	6/12/61	Fr.	Plattsmouth, Neb. (Plattsmouth)
34	***McVicker, Mark	F	6-6	200	11/28/57	Sr.	Hastings, Neb. (Hastings)
14	*Moore, Jack	G	5-9	160	12/26/59	So.	Muncie, Ind. (Central)
10	**Naderer, Mike	G	6-0	160	3/26/59	Jr.	Scottsdale, Ariz. (Arcadia)
13	*Shoecraft, Jerry	F	6-5	186	10/31/59	So.	Muncie, Ind. (Central)
40	**Smith, Andre	C-F	6-7	210	7/24/58	Jr.	Chicago, Ill. (John F. Kennedy)
42	West, Tim (3)	F	6-4	212	3/13/59	Jr.	Urbana, Mo. (Skyline)
24	Williams, Eric	G	6-0	190	7/5/60	Fr.	South Bend, Ind. (Washington)

*Letters earned

Head Coach: Joe Cipriano

Assistant Coaches: Moe Iba, Tom Baack

Part-time Assistant: Ron Stewart

Volunteer Assistant: John Hammond

(1)—1978-79 Redshirt

(2)—1978-79 Walkon

(3)—Transfer from State Fair Community College in Sedalia, Mo. in 1979



1979-80 UNIVERSITY OF NEBRASKA BASKETBALL TEAM

ANDRE SMITH

1979 SECOND TEAM


UPI ALL BIG 8

1979 HONORABLE MENTION

AP ALL BIG 8

40

CENTER



Junior ... 21 ... 6-7 ... 222 ... Chicago, Ill ... 2L

At Nebraska

1979-80—Smith will be the Huskers starting center this season, after starting as a forward last year and being an alternate center as a freshman in 1977-78.

1978-79—As a starting forward, Smith led the Huskers in scoring with a 13.5 average and was the team's No. 2 rebounder, with a 6.9 mark. He started all 27 games and played 824 minutes, second best on the squad. In the league for all games, he ranked 11th in scoring, third in field goal percentage (72-110 = .570), eighth in rebounding and ninth in blocked shots with 17. In 14 league contests, he again led NU in scoring with a 13.9 average and was also No. 2 in rebounding, with a 6.6 average. In the Big 8 rankings, he was ninth in scoring, sixth in field goal percentage (77-142 = .542), eighth in rebounding, and ninth in blocked shots with 9. His highs for the year were 26 points against Arkansas Tech in Lincoln on Nov. 25 (NU 70-AT 59) and 17 rebounds at Nevada-Las Vegas on Dec. 23 (UNLV 79-NU 63) during the finals of the Rebel Roundup. For his efforts in 1978-79, Smith earned first team All Tournament honors at the Rebel Roundup, second UPI All Big 8 honors and Honorable Mention AP All Big 8. Andre came on strong at the end of last season, and got 25 points, eight rebounds, four assists, one blocked shot and one steal in the Huskers' 76-67 win over Oklahoma State in Lincoln on Feb. 24, and then added 18 points, eight rebounds and four assists in Nebraska's 61-60 double overtime loss at Kansas State during first round action of the Big 8 Post-season Tournament.

1977-78—Andre was known as the Huskers 'super sub' as a freshman backup center to Carl McPipe. That year, in 30 games, he averaged 9.3 points and 4.8 rebounds, while in 14 league contests, he got 10.5 points and 4.7 rebounds a game. He was named the Big 8 Player of the Week for Jan. 7, 1978 during his substitute performance of 18 points and six rebounds to rally the Huskers to a 77-63 win at Kansas State. As a freshman, he received Big 8 Newcomer of the Year consideration, and honor won by Kansas' Darnell Valentine.

Nebraska Records—Andre is the freshman record holder for most free throws attempted (111) and for most rebounds (144). His 13 of 14 free throws against Oklahoma State in 1979 is a Bob Devaney Sports Center record and his 12 field goals against Arkansas Tech ties a Nebraska team Bob Devaney Sports Center mark (with Carl McPipe).

At John F. Kennedy HS

1973-76—As a center under coach Dale Valaskovic, Smith was Kennedy's all time leading scorer and as a senior, averaged 22 points and 12 rebounds a game. He was a three-time All City performer (1974-77) and as a senior he earned Honorable Mention All State selection. Andre also played in the 1977 Chicago Prep All Star game.

Personal

Nickname: Drey ... Parents Name: Mr. and Mrs. Benjamin D. Smith ... Three brothers and six sisters ... Born: July 24, 1958 ... Criminal Justice major.

CAREER TOTALS


	G-GS	FG-FGA	Pct.	FT-FTA	Pct.	Reb.	Avg.	A	PF-D	TP	Avg.	High Game
1977-78	30-2	105-190	.553	68-111	.613	144	4.8	27	75-0	278	9.3	21, CU, h
1978-79	27-27	146-256	.570	72-110	.655	186	6.9	54	91-5	364	13.5	26, AT, h
Totals	57-29	251-446	.563	140-221	.633	330	5.8	81	166-5	642	11.3	26, AT, h

OTHER STATS

	TO	BK	S	MN
1977-78		11	10	
1978-79	60	17	17	824

MIKE NADERER
GUARD

10



Junior . . . 20 . . . 6-0 . . . 160 . . . Scottsdale, Ariz. . . 2L

At Nebraska

1979-80—Naderer will be one of the Huskers' starting guards this year, just as he was last season and a part-time starter as a freshman in 1977-78.

1978-79—Mike started 24 of the Huskers 27 games last season and averaged 6.0 points, 1.6 rebounds, and 2.4 assists a game. In Nebraska's 14 conference games—he started 13 of them—he got 5.8 points, 1.6 rebounds, 3.2 assists and one steal a game. In league rankings, he was sixth in assists. Mike played 768 minutes, fourth highest on the team. His highs for last season were 12 points twice and five rebounds against Oklahoma on Dec. 30 (NU 69-OU 53) at the Big 8 Preseason Tournament. Like Andre Smith, Mike came on like gangbusters at the end of last season. He got 11 points, four rebounds, one assist and three steals against Oklahoma State (NU 76-OSU 67) on Feb. 24 in Lincoln and then added 12 points, three rebounds, one assist and one steal in the Huskers' 61-60 double overtime loss at Kansas State on Feb. 27 during first round action of the Big 8 Postseason Tournament.

1977-78—Naderer started 16 of the Huskers' 28 games of that year, while battling the flu for almost half of the season. For all games that year, he averaged 4.9 points and was credited with 41 assists and 13 steals, while in Big 8 contests, he got 2.8 points a game. He best effort as a frosh was against Utah State, as the Huskers defeated the Aggies 67-66 in a first round NIT contest. In that bout, Naderer had 12 points, three rebounds, two assists and three steals in a substitute role.

Nebraska Records—Mike has the NU frosh record for best field goal percentage, .563 (63-112).

At Arcadia High School

1974-76—Naderer came to Nebraska as one of the most heralded prep guards from southwestern USA. As a sophomore he averaged 15 points, seven assists, three steals and two rebounds; as a junior, 17 points, nine assists, four steals and three rebounds and as a senior, he got 22 points, 12 assists, six steals and four rebounds a game. He was three years All City, two years All State and as a senior was the Scottsdale Player of the Year, Arizona Player of the Year and the Southwestern (Arizona, New Mexico, Colorado and Utah) USA Guard of the Year. His prep coach was Terry Coyle.

Personal

Nickname: Skater . . . Parents: George and Pat Naderer . . . Two brothers and two sisters . . . Born: March 26, 1959, in Painesville, Ohio . . . Physical Education major in Teachers College . . .

CAREER TOTALS


	G-GS	FG-FGA	Pct.	FT-FTA	Pct.	Reb.	Avg.	A	PF-D	TP	Avg.	High Game
1977-78	28-16	62-112	.563	11-17	.648	26	0.9	41	56-2	137	4.9	12, twice
1978-79	27-24	68-155	.438	26-29	.897	43	1.6	64	62-1	162	6.0	12, twice
Totals	55-40	130-267	.487	37-46	.804	69	1.3	105	118-3	299	5.4	12, twice

OTHER STATS

	TO	BK	S	MN
1977-78		1	13	
1978-79	39	1	22	768

KEN DORRELL
GUARD

20



Senior . . . 23 . . . 5-11 . . . 169 . . . Weymouth, Mass.

At Nebraska

1979-80—Dorrell, who walked on last year as a junior, is only one of Nebraska's two seniors and will be used as a reserve this season.

1978-79—As a junior walkon, Dorrell appeared in three games overall and one Big 8 contest.

At Weymouth South High School

1973-76—A fine athlete at Weymouth South, Dorrell was the school's Athlete of the Year his senior season, lettering in football, basketball and track. As a basketball guard and forward his senior year, he averaged 15 points a game and earned Honorable Mention All State honors. As a football halfback his senior season he rushed for 950 yards and in track, triple jumped 43' 11". His basketball coach was John Fleming.

Personal

Parents: Ken and Juanita Dorrell . . . Three brothers and one sister . . . Born: Oct. 2, 1956 at Valdosta, Ga. . . . Mechanical Engineering major . . . Ken comes from a military family and is in Navy ROTC . . . Likes to bowl . . . Ken is married and his wife's name is Joyce.

CAREER TOTALS


	G-GS	FG-FGA	Pct.	FT-FTA	Pct.	Reb.	Avg.	A	PF-D	TP	Avg.	High Game
1978-79	3-0	0-0	.000	0-0	.000	1	0.3	1	0-0	0	0.0	

OTHER STATS

	TO	BK	S	MN
1978-79	1	0	1	5

MARK McVICKER
FORWARD

34



Senior . . . 22 . . . 6-6 . . . 200 . . . Hastings, Neb. . . . 3L

At Nebraska

1979-80—McVicker, after three years as a reserve forward for the Huskers, could be in contention for a starting position at one of the Cornhusker forward spots. Only one of two seniors on this year's team, Mark must provide leadership for the younger players.

1978-79—As a reserve, Mark played in 10 games and averaged 1.2 points and 0.4 rebounds a game. In Big 8 action, he appeared in three games and scored 1.3 points a game. His highs were six points and two rebounds against Cal-Sacramento on Dec. 13, when the Huskers beat CS 91-56.

1977-78—As a sophomore, he appeared in 22 games and averaged 1.7 points and 1.0 rebounds. Played in eight Big 8 games, getting 1.1 points a game.

1976-77—Used sparingly as a freshman, McVicker lettered and played in eight games, getting 2.0 points and 1.0 rebounds a game.

At Hastings High School

1973-76—As a sophomore at Hastings, he averaged 14 points and 10 rebounds a game; as a junior, 17 points and 10 rebounds a contest and as a senior, 21 points and 12 rebounds a game. As a soph, he earned Honorable Mention All State, his junior year got him first team All Conference and second team All State honors and in his senior season, Mark earned first team All Conference, All State and All State Tournament. Under coach Larry Ribble, McVicker led the Tigers to the first round of the Nebraska State Class A Championships his senior year. Earned prep All American honors and played in the Nebraska Coaches Association All Star Basketball game.

Personal

Nickname: Mack . . . Parents: Mr. and Mrs. J. Rod McVicker . . . One brother and four sisters . . . Born Nov. 28, 1957 in Schuyler, Neb. . . . Major: Horticulture.

CAREER TOTALS


	G-GS	FG-FGA	Pct.	FT-FTA	Pct.	Reb.	Avg.	A	PF-D	TP	Avg.	High Game
1976-77	8-0	6-10	.600	4-5	.800	8	1.0	2	6-0	16	2.0	5, NWMS, h
1977-78	22-0	11-32	.344	15-16	.938	22	1.0	4	20-1	37	1.7	10, Mont. St., h
1978-79	10-0	6-9	.667	0-0	.000	4	0.4	1	5-0	12	1.2	6, Cal-Sac., h
Totals	40-0	23-51	.451	19-21	.905	34	0.9	7	31-1	65	1.6	10, Mont. St., h

OTHER STATS

	TO	BK	S	MN
1977-78				
1978-79	4		1	26

TIM WEST
FORWARD

42



Junior . . . 20 . . . 6-4 . . . 212 . . . Urbana, Mo.

At Nebraska

1979-80—West transferred to Nebraska this year from State Fair Community College in Sedalia, Mo. Tim has an excellent chance of starting for the Huskers at a forward spot this season, although he has been hampered in preseason by a sprained ankle.

At State Fair Community College

1977-79—As a sophomore last year at State Fair, West got 20 points and 11 rebounds a game and earned third team JC All American honors. Also last season, he earned first team All Conference and All Regional honors and was voted the Region 16 Player of the Year. As a freshman at State Fair, he averaged 16 points and 10 rebounds a game, while earning first team All Conference and All Regional honors. West's JC coach was Bill Barton.

At Skyline Urbana High School

1974-77—During his sophomore season at Skyline, he averaged 20 points and eight rebounds a game, while earning Honorable Mention All State honors. In his junior campaign, he got 20 points and 10 rebounds a contest, and was first team All Conference. His best year was as a senior, when he averaged 25 points and 12 rebounds a game, while earning first team All Conference and All State honors. Prepped under coach Dale Kimberling.


Personal

Parents: Carl Dean and Maribel West . . . Three sisters . . . Born March 13, 1959 in Kansas City, Mo. . . Agricultural major . . . Likes the outdoors . . . Tim and his wife, Wendy Lynn, are expecting their first child.



RAY COLLINS
GUARD

12



Sophomore . . . 19 . . . 6-2 . . . 185 . . . Chicago, Ill. . . . 1L

At Nebraska

1979-80—With one year of experience, Collins will be a strong challenger for a Husker starting guard position this season.

1978-79—Last year as a freshman reserve, Collins played in 16 games overall and averaged 1.4 points a game, while also participating in seven league games, and getting 1.1 points a game. His bests for the season were against Cal-Sacramento on Dec. 13 in Lincoln (NU 91-CS 56), when he got eight points and three rebounds.

At Mendel Catholic High School

1974-78—As a prepster under coach Mike Flaherty, Collins led the Chicago Catholic League in scoring his senior season with a 22 point average, while also garnering 10 rebounds a game. As a senior, he earned first team All Area and All State. Led his team to a 20-6 mark and a Regional title in 1978.

In his junior year, he got 19 points and seven rebounds a game, while earning Honorable Mention All State. At the conclusion of his high school career, he played in the Chicago Prep All Star game. Also a high school baseball player.

Personal

Parents: Raymond and Yvonne Collins . . . One brother and two sisters . . . Born March 27, 1960 in Chicago . . . Accounting major in Business.

CAREER TOTALS

	G-GS	FG-FGA	Pct.	FT-FTA	Pct.	Reb.	Avg.	A	PF-D	TP	Avg.	High Game
1978-79	16-0	10-35	.286	2-6	.333	11	0.7	6	9-0	22	1.4	B, C-S, h

OTHER STATS

	TO	BK	S	MN
1978-79	8	0	5	82

BILL CUNNINGHAM
CENTER

44



Sophomore . . . 20 . . . 6-5 . . . 201 . . . Ft. Wayne, Ind. . . 1L

At Nebraska

1979-80—After lettering last year as a frosh reserve, Cunningham could serve as Andre Smith's backup at center for the upcoming season.

1978-79—As a freshman letterman, Bill appeared in only six games overall last season, and averaged 1.2 points and 1.5 rebounds a game. He also played in three Big 8 contests. His highs for the year were four points against Nevada-Las Vegas on Dec. 23 during the finals of the Rebel Roundup (UNLV 79-NU 63) and three rebounds against Mississippi on Dec. 16 in Biloxi (MU 70-NU 67).

At Snider High School

1975-78—Under coach Roy Kline, during his senior season, Bill averaged 23 points and 11 rebounds a game, while earning first team All City honors and was named the Ft. Wayne Player of the Year. As a junior, he averaged 17 points a game and got first team All City, All Sectional and All Tournament honors. Also played baseball as a prepster.

Personal

Father: Douglas Cunningham . . . Two brothers and one sister . . . Born Aug. 25, 1959 in Ft. Wayne . . . Art major.

CAREER TOTALS


	G-GS	FG-FGA	Pct.	FT-FTA	Pct.	Reb.	Avg.	A	PF-D	TP	Avg.	High Game
1978-79	6-0	3-5	.600	1-3	.333	9	1.5	0	1-0	7	1.2	4, UNLV, a

OTHER STATS

	TO	BK	S	MN
1978-79	1	0	0	12

JACK MOORE
Guard

14



Sophomore . . . 20 . . . 5-9 . . . 160 . . . Muncie, Ind . . . 1L

At Nebraska

1979-80—After picking up valuable experience as a freshman last year, Moore is strongly competing for a starting guard spot opposite Mike Naderer.

1978-79—Used as a reserve last season, Jack played in 20 games overall and averaged 3.2 points and one assist. He also appeared in eight league games and averaged 0.4 points. His highs last season were 14 points against Arkansas Tech on Nov. 25 in Lincoln (NU 70-AT 59) and getting three rebounds on three different occasions.

At Muncie Central High School

1974-78—During his senior season at Muncie Central, Moore was 'Mr. Everything' as he and teammate Jerry Shoecraft led Central to the Indiana State Championship. During his senior campaign, Moore averaged 22 points, five assists and three steals a game. He was named the state tournament's Most Valuable Player and was tied for sixth on Indiana's All Tournament scoring chart with Oscar Robertson. Also awarded prestigious Trester Award following state tourney play. In his last year, he earned first team All Conference, All Sectional, All Regional and All State honors, and was also named by the Hertz Corporation as Indiana's No. 1 Athlete of the Year. After high school, he played on Indiana's All Star prep team that beat Kentucky's twice, as Moore scored 24 and 18 points, respectively. As a junior, he averaged 24 points and four assists a game and again earned first team All Conference, All Sectional, All Regional and All State honors. In his sophomore year, he got 14 points and three assists a contest, and as a starting freshman, he averaged 10 points a game. Prepped under Bill Harrell, a former NU assistant coach with Joe Cipriano. Also a fine prep baseball player.

Personal

Parents: Jerry and Vivian Moore . . . Two sisters . . . Born Dec. 26, 1959 in New Castle Ind. . . . Accounting major in business . . . Works in a sporting goods store over the summer . . .

CAREER TOTALS

	G-GS	FG-FGA	Pct.	FT-FTA	Pct.	Reb.	Avg.	A	PF-D	TP	Avg.	High Game
1978-79	20-0	21-61	.344	21-25	.840	19	0.9	20	22-0	63	3.2	14, AT, h

OTHER STATS

	TO	BK	S	MN
1978-79	21	0	15	228

JERRY SHOECRAFT
FORWARD

13



Sophomore . . . 20 . . . 6-5 . . . 186 . . . Muncie, Ind. . . . 1L

At Nebraska

1979-80—After serving as a freshman reserve forward last year, Jerry will be competing for one of the Huskers' two starting forward positions.

1978-79—As a freshman reserve, he played in 22 games and started one, against Cal-Sacramento. Overall, he averaged 2.2 points and 1.1 rebounds a game, and in 10 Big 8 contests, he got 1.3 points and 0.5 rebounds. His highs for the year were 12 points, twice and eight rebounds against Cal-Sacramento on Dec. 13 in Lincoln (NU 91-CS 56).

At Muncie Central High School

1974-78—Teamed with Jack Moore his senior season to lead Muncie Central to the 1978 Indiana State Championship. As a senior, he averaged 17.0 points and 10 rebounds a game, while earning first team All Conference, All Regional, All Sectional and Honorable Mention All State. As a junior, with 17 points and 10 rebounds a game, he got first team All Sectional and All Regional honors, along with Honorable Mention All Conference. In his sophomore season, he averaged 18 points and 6 rebounds a game, while as a freshman, he got 14 points and five rebounds a contest. Prepped under former NU assistant Bill Harrell. Also participated in football and track.

Personal

Nickname: Shoe . . . Parents: Mr. and Mrs. Willie Johnson . . . Two brothers and two sisters . . . Born: Oct. 31, 1959 . . . Accounting major.

CAREER TOTALS

	G-GS	FG-FGA	Pct.	FT-FTA	Pct.	Reb.	Avg.	A	PF-D	TP	Avg.	High Game
1978-79	22-1	21-44	.477	7-11	.636	24	1.1	9	14-0	49	2.2	12, twice

OTHER STATS

	TO	BK	S	MN
1978-79	5	1	3	148

CHUCK ANDERSON
FORWARD-GUARD

30



Freshman . . . 19 . . . 6-4 . . . 175 . . . North Platte, Neb.

At Nebraska

1979-80—Entering his first year with the Huskers, Anderson can be used as a swing player and can perform at either the guard or forward positions. Chuck has played well during early fall practice.

At North Platte High School

1976-79—Anderson's best season was last year, when he averaged 20 points, nine rebounds and led the team in assists and defensive rebounds. As a senior, he was first team All Conference and All State, while also getting Honorable Mention prep All American notice. Both as a junior and senior, he led North Platte to the Nebraska State Class A Championship Playoffs. Anderson set school records for most points in a game (39), most points in a season (425), most field goals in a season (166) and most free throws in a season (90). Last summer he played in the Nebraska Coaches Association All Star game. As a junior, he averaged 19 points and nine rebounds a game, while again earning first team All Conference and All State honors, and as a soph, he averaged 4.5 points and 3.5 rebounds a game. Prepped under Tom Millsap. Anderson was also a member of the National Honor Society.

Personal

Parents: Mr. and Mrs. Charles L. Anderson . . . One brother . . . Born Oct. 2, 1960 in North Platte . . . Business Administration major . . . Spent the summer in Indianapolis playing basketball . . .



LANCE BERWALD
CENTER

54



Freshman ... 18 ... 6-10 ... 242 ... Minneapolis, Minn.

At Nebraska

1979-80—Lance will be entering his frosh season with the Huskers and will be battling for the backup center position behind Andre Smith.

At Washburn High School

1976-79—As a senior, under coach Dick Thompson, Berwald averaged 21 points, 18 rebounds and eight assists a game. In 1979, he earned first team All Conference, All State and Converse Prep All American honorable mention. He was Washburn's team captain and set a city record for most rebounds in a game with 31. His 18-rebound average was tops in the state . . . Also as a senior, he made the American High School All American team. Following his prep career, he played in the Akron, Ohio Cage Classic—scoring 21 points and getting 14 rebounds—and he also played in the Oklahoma AAU All Star Tournament for the Minnesota All Stars. As a junior, he averaged 16 points and 16 rebounds a game, while again making first team All City and All State honors. As a soph, he got 11 points and nine rebounds a contest, and earned All City Honorable Mention. Berwald graduated from Washburn with honors.


Personal

Nickname: Bear . . . Father: Jay Berwald . . . One brother and one sister . . . Born Aug. 5, 1961 in St. Louis Park, Minn. Lance is engaged to Sandy Paulson.



SAMMY CURRAN
FORWARD

32



Freshman . . . 20 . . . 6-7 . . . 185 . . . Liberal, Kan.

At Nebraska

1979-80—Curran has come on very strong during fall practice and is a potential starter for the Huskers at one of the forward position.

1978-79—Sam was redshirted last year and sat out the season learning the Husker system.

At Liberal High School

1975-76—Had his best year as a senior, scoring 24 points and getting 10 rebounds a game. In his last season, he earned first team All League, All Area and All State honors and he was named the All League and All Area Player of the Year in 1978. He led Liberal to the State Tournament where he earned All Tournament honors. He also participated in two Kansas Prep All Star games at the conclusion of his high school career. As a junior, he averaged 12 points and 10 rebounds a game, while earning first team All Area honors, and as a sophomore he got six points and eight rebounds a contest, and again earned All Area honors. Prep coach was Burt Helmer. Also lettered in tennis and was a member of the National Honor Society.


Personal

Nickname: Sudden Sam . . . Parents: Mr. and Mrs. Sam Curran . . . One brother and one sister . . . Born: July 19, 1959 in Liberal . . . Engineering major . . . Likes to water ski.



GREG DOWNING
FORWARD-GUARD

22



Freshman . . . 19 . . . 6-2 . . . 164 . . . Duluth, Minn.

At Nebraska

1979-80—Because of his great jumping ability, Downing can play either the forward or guard position. Greg will be one of the Husker frosh that will see considerable playing time in 1979-80.

At Central High School

1976-79—For his efforts at Central last season, he was named Co-Mr. Basketball for the state of Minnesota following the 1979 season. The Hertz Corporation also named him the No. 1 Athlete in the state of Minnesota. As a senior, he averaged 24 points and 10 rebounds a game, while leading Central to the Minnesota State Class AA Large School Championship . . . During tournament play, he averaged 22 points and 10 rebounds a game. For his senior efforts, he earned All City, All State and All Tri-State first team honors and set a school record of 1,336 points in a career. Greg was named the Most Valuable Player in the Minnesota-Indiana Prep All Star game. On May 5 in Minneapolis. As a junior, Central at one time was 22-0, he scored 21 points and got 11 rebounds a game while earning first team All City, All State and All Tri-State. As a soph, he averaged 15 points and eight rebounds a contest, while earning first team All City and All Tournament honors, when Central finished as the state runnerup. During his three years at Central, under coach Jim Hastings, the school was 64-6.


Personal

Nicknames: Duke of Dunk, Son of Slam . . . Parents: Ed and Wynet Downing . . . One brother and four sisters . . . Born Sept. 27, 1960 . . . Business Administration major. Related to Nebraska football I-Back I. M. Hipp . . .



DAVE MacFARLANE
CENTER

50



Freshman . . . 18 . . . 7-0 . . . 227 . . . Plattsmouth, Neb.

At Nebraska

1979-80—MacFarlane is the first seven-footer in the history of Nebraska basketball. Until he gains the needed experience to play major college basketball, he will be vying for the backup center spot behind Andre Smith. He has been suffering from tendonitis in a foot.

At Plattsmouth High School

1976-79—MacFarlane, who moved to Plattsmouth from Michigan prior to his junior year, averaged 22 points and 12 rebounds a game last season. In '79, he earned first team All Conference and All State honors, while blocking 72 shots and getting 56 assists . . . As a junior, he led Plattsmouth to the Class B Nebraska State Basketball Playoffs and averaged 23 points and 14 rebounds a game. That season, he was also first team All Conference and All State. As a sophomore in Mich., Dave got 17 points and 12 rebounds a contest, while earning second team All Conference and Honorable Mention All State. As a frosh in Michigan, he got 15 points and 10 rebounds a game. MacFarlane prepped under Dan Arnold at Plattsmouth and was a member of the National Honor Society. Last August, Dave played in the Nebraska Coaches Association All Star Basketball Game.

Personal

Nickname: Big Mac . . . Parents: Mr. and Mrs. Alfred MacFarlane . . . Two brothers . . . Born: June 12, 1961 in Africa . . . Collects coins . . .



ERIC WILLIAMS
GUARD

24



Freshman ... 19 ... 6-0 ... 190 ... South Bend, Ind.

At Nebraska

1979-80—One of the quickest players ever to perform at Nebraska, Williams will be in definite contention for the opposite starting guard spot opposite Mike Naderer.


At Washington High School

1975-79—Under coach John Solmes, Williams started 87 straight games at both forward and guard, and scored 1,431 points in his four-year career. As a senior, he averaged 16 points, eight rebounds, five assists and five steals a game, while earning first team All State and All Conference honors. Following his senior season, Williams played in seven prep All Star games across the country and was named the Most Valuable Player in the Indiana-Illinois Prep All Star games, held April 20-21 in Gary, Ind. and Chicago. As a junior, when he again earned first team All Conference and All State honors, he averaged 23 points, eight rebounds and five steals a game. As a sophomore, when he was named one of the twelve best sophs in the country, he got 17 points, six rebounds and four steals, and as a freshman starter, he averaged 14 points, five rebounds and three steals a game.

Personal

Parents: John and Geneva Williams . . . Four brothers and one sister . . . Born: July 5, 1960 in South Bend . . . Business Administration major.





NON-CONFERENCE OPPONENTS

WINDSOR

(Exhibition)

Nov. 24, 1979—7:35 p.m. CST—Bob Devaney Sports Center—Lincoln, Neb.



DR. PAUL THOMAS
Head Coach

School Location: Windsor, Ont., N9B 3P4
Home Court (Capacity): St. Denis Hall (1,600)
Nickname: Lancers
Colors: Blue, Gold, White
Enrollment: 6,000
Conference: OUAA
President: Dr. J. Francis Leddy
Athletic Director: Dr. Dick Moriarty
Head Coach: Dr. Paul Thomas: In his 11th year at Windsor, with a school mark of 180-100. His career record is 370-205.
Best Time For Media to Reach Coach: Mornings, weekdays.
Basketball Office Phone: 519-253-3224, ext. 567
Assistant Coach: Nick Grabowski
Sports Information Director: Dennis Hastings (Office: 519-253-4232)



VINCE LANDRY
Guard

1978-79 Record: 18-15 overall; 13-2 OUAA—first place.

Returning Lettermen (8): STAN KOROSEC (F, 6-7, So., 12.8 ppg, 9.1 rpg); VINCE LANDRY (G, 5-9, Sr., 10.1, 1.9); JIM MOLYNEUX (F, 6-6, Jr., 9.6, 6.6); Brian Hogan (G, 5-9, Jr., 3.6, 0.9); John Ritchie (F, 6-4, Sr., 5.8, 3.0); Jack Baird (F, 6-5, So., 2.5, 2.0); Phil Hermanutz (G, 5-11, So., 5.2, 1.7).

STARTERS ARE CAPITALIZED

Lettermen Lost (2): WAYNE ALLISON (C, 6-7, 20.1, 8.8); KEVIN GREENWOOD (6, 5-10, 7.7, 2.2); Mike McKinley (F, 6-4, 2.3, 1.7).

Newcomers To Watch: Mark Korchock, (G, 5-11, So.); Henk Dykhuizen (G, 6-1, Jr.).

Series History: This is the first meeting between the two teams.

1978-79 SCHEDULE

Date	Opponent	Date	Opponent
Nov. 17	Saginaw Valley	Jan. 12	Waterloo
Nov. 19	at Central Michigan	Jan. 19	McMaster
Nov. 23	at Utah	Jan. 25	at Guelph
Nov. 24	at Nebraska	Jan. 26	at Brock
Nov. 26	at Michigan	Jan. 30	Laurier
Nov. 29	at Kansas State	Feb. 2	at Waterloo
Nov. 30	at Arizona State	Feb. 6	Western Ontario
Dec. 3	Wayne State	Feb. 9	at McMaster
Dec. 7	Shaw College	Feb. 13	Mercy
Dec. 22-22	at Shaw College Classic	Feb. 16	Brock
Dec. 27-29	at Carleton University Invitational	Feb. 20	at Laurier
Jan. 9	at Western Ontario	Feb. 23	Guelph



SOUTH DAKOTA STATE

Nov. 30, 1979—7:35 p.m. CST—Bob Devaney Sports Center—Lincoln, Neb.



GENE ZULK
Head Coach

School Location: Brookings, S.D. 57007
Home Court (Capacity): Frost Arena (9,600)
Nickname: Jackrabbits
Colors: Yellow and Blue
Enrollment: 6,400
Conference: North Central
President: Sherwood O. Berg
Athletic Director: Stan Marshall
Head Coach Gene Zulk: Has a five year school and career mark of 62-64.
Best Time For Media To Reach Coach: 10 a.m. to Noon CST
Basketball Office Phone: 605-688-5626
Assistant Coach: Gary Esbolt
Sports Information Director: Ron Lenz (Office: 605-688-46233 Home: 605-693-3406)



JIM WALKER
Center

1978-79 Record: 13-14 overall; 5-7 NCC 4th

Returning Lettermen (7): JIM WALKER (C, 6-9, Sr., 17.2 ppg, 7.7 rpg); BOB WINZENBURG (F, 6-8, So., 9.4, 5.3); PAUL McDONALD (G, 6-5, Jr., 12.2, 5.1—transfer from Nebraska); Brian Aamlid (F, 6-7, Jr., 3.1, 2.9); John Brown (G, 5-11, So., 1.7, 0.3); Scott Friedrich (C, 6-7, So., 1.3, 0.8); Dave Waldowski (G, 6-1, Jr., 2.0, 0.3).
STARTERS ARE CAPITALIZED.

Lettermen Lost (3): CER' CI MAHONE (G, 6-2, 14.9, 5.1); BOB PIDDE (F, 6-3, 8.4, 5.4); ROB HAYNER (G, 6-3, 5.7, 2.4).

Newcomers To Watch: Steve Lingenfelter (C, 6-10, Jr.—transfer from Minnesota)

Series History: Nebraska leads it 7-0. The last time the teams met was in 1974, when the Huskers defeated SDS 87-72 in Lincoln.

1979-80 SCHEDULE

Date	Opponent	Date	Opponent
Nov. 17	Winnipeg	Jan. 10	at South Dakota
Nov. 30	at Nebraska	Jan. 12	Morningside College
Dec. 1	at Missouri	Jan. 18	at North Dakota State
Dec. 3	at Texas Tech	Jan. 19	at North Dakota
Dec. 7	Valley City State	Jan. 24	at Morningside
Dec. 8	Moorhead State	Jan. 26	South Dakota
Dec. 14	Mount Marty College	Feb. 1	at Nebraska-Omaha
Dec. 15	Minnesota Morris	Feb. 2	at Northern Colorado
Dec. 20	Mayville State College	Feb. 8	Augustana
Dec. 27-29	at NCIAC Holiday Tournament in Sioux Falls	Feb. 9	at Augustana
Jan. 4	Nebraska Omaha	Feb. 15	North Dakota State
Jan. 5	Northern Colorado	Feb. 16	North Dakota



PORTLAND STATE

Dec. 1, 1979—7:35 p.m. CST—Bob Devaney Sports Center—Lincoln, Neb.



GLEN KINNEY
Head Coach

School Location: Portland, Ore. 97207
Home Court (Capacity): PSU Gym (2,644)
Nickname: Vikings
Colors: Green and White
Enrollment: 16,500
Conference: Independent
President: Dr. Joseph C. Blumel
Athletic Director: Roy Love
Head Coach Glen Kinney: Has a one year school and career mark of 6-21.
Best Time For Media To Reach Coach: 9 a.m. to 11 a.m. PST.
Basketball Office Phone: 503-229-4508
Assistant Coaches: Mike Cashman, Patrick Coons, Clint Vallie
Sports Information Director: Larry Seller (Office: 503-229-4400; Home: 503-324-7082)



HERBERT JONES
Guard

1978-79 Record: 6-21 overall

Returning Lettermen (4): DAVID SMITH (G, 6-0, Sr., 11.1 ppg, 2.3 rpg); DARRELL WEBB (F, 6-7, Sr., 8.2, 4.3); WENDELL TALLEY (F-G, 6-3, Sr., 6.9, 5.9; Herbert Jones (G, 6-3, So., 7.5, 1.8)

STARTERS ARE CAPITALIZED.

Lettermen Lost (4): BOB SISUL (F, 6-6, 14.4, 10.4); SKIP KINNEY (G, 6-2, 8.7, 2.6); Marvin Stancil (F-C, 6-6, 10.1, 5.8); Terrance Ross (G, 6-1, 4.1, 1.4).

Newcomers To Watch: Michael Babin (C, 6-9, Jr.); Jim Brinkerhoff (G, 6-3, Fr.); Ron Hayes (F, 6-8, Fr.); Jeff Jackson (F, 6-6, Fr.)

Series History: This will be the first meeting between the two teams.

1979-80 SCHEDULE

Date	Opponent	Date	Opponent
Nov. 27	at Simon Fraser	Jan. 8	at Boise State
Nov. 30	at North Dakota	Jan. 12	Lamar
Dec. 1	at Nebraska	Jan. 14	Seattle
Dec. 3	at Kansas State	Jan. 18	Air Force
Dec. 6	Oregon Tech	Jan. 21	at Lamar
Dec. 8	at Wisconsin-Milwaukee	Jan. 23	at Oral Roberts
Dec. 10	at Michigan State	Jan. 30	Puget Sound
Dec. 12	at Bradley	Feb. 5	Athletes in Action
Dec. 15	at Oregon State	Feb. 7-8	at Alaska-Anchorage
Dec. 17	SW Louisiana	Feb. 18	at Montana
Dec. 21-22	PSU Tournament	Feb. 22	U.S. International
Dec. 28-29	at Puget Sound Tournament	Feb. 23	Seattle Pacific
Jan. 4	at Gonzaga		



EASTERN WASHINGTON

Dec. 3, 1979—7:35 p.m. CST—Bob Devaney Sports Center—Lincoln, Neb.



JERRY V. KRAUSE
Head Coach

School Location: Cheney Wash. 99004
Home Court (Capacity): Special Events Pavilion (5,000)
Nickname: Eagles
Colors: Red and White
Enrollment: 7,000
Conference: Independent
President or Chancellor: Dr. H. George Frederickson
Athletic Director: Ron Raver
Head Coach Jerry V. Krause: Has a 12 year school mark of 191-129 and a 20-year mark of 329-187.
Best Time For Media To Reach Coach: A.M. PST
Basketball Office Phone: 509-359-2427
Assistant Coaches: Joe Folda, Joe Bullock
Sports Information Director: Linda Keck (Office: 509-359-2351; Home: 509-534-0962)



ROGER BOESEL
Guard

1978-79 Record: 10-18 overall

Returning Lettermen (7): ROGER BOESEL (G, 6-2, Jr., 13.6 ppg, 3.7 rpg); MARTY HARPOLE (F, 6-10, Sr., 10.4, 6.1); TERRY REED (G, 5-10, Sr., 7.9, 1.7); ULI SLEDZ (C, 7-0, Jr., 5.6, 2.4); Dave Henley (F, 6-2, So., 4.0, 1.9); Stan Lanier (F, 6-5, So., 4.1, 3.1); Jerry Karstetter (F, 6-6, So., 2.2, 2.2).

Lettermen Lost (2): EMIR HARDY (C, 6-6, 11.4, 7.3); Joe Webb (G, 6-1, 2.7, 1.1).

STARTERS ARE CAPITALIZED.

Newcomers To Watch: Tony Barnett (F, 6-6, Sr.); Tony Revac (G, 6-2, Sr.); Mike Cranston (F, 6-7, Fr.); Robert Geniesse (F, 6-6, Jr.); Jim Bailey (C, 6-7, Fr.)

Series History: This will be the first meeting between the two teams.

1978-79 SCHEDULE

Date	Opponent	Date	Opponent
Nov. 17	Alumni	Jan. 18	at Western Washington
Nov. 26	Western Montana College	Jan. 19	at Seattle Pacific
Nov. 30	at Oregon State	Jan. 22	at Whitworth College
Dec. 1	at Puget Sound	Jan. 26	Alaska (Fairbanks)
Dec. 3	at Nebraska	Feb. 1	at Saint Martin's College
Dec. 10	at Boise State	Feb. 2	at Central Washington
Dec. 11	at Northwest Nazarene College	Feb. 8	Simon Fraser
Dec. 16	at Gonzaga	Feb. 9	Seattle Pacific
Dec. 28	California State	Feb. 12	Pacific Lutheran
Dec. 31	Northwest Nazarene College	Feb. 15	at Lewis-Clark State College
Jan. 2	Puget Sound	Feb. 16	Western Washington
Jan. 4	Eastern Montana College	Feb. 19	Whitworth College
Jan. 5	Lewis-Clark State College	Feb. 23	at Western Montana College
Jan. 11	Saint Martin's College	Feb. 28	NAA District 1
Jan. 12	Central Washington	Mar. 3	Playoffs



CREIGHTON

Dec. 8, 1979—7:35 p.m. CST—Bob Devaney Sports Center—Lincoln, Neb.



TOM APKE
Head Coach

School Location: Omaha, Neb. 68178
Home Court (Capacity): Omaha Civic Auditorium (10,000)
Nickname: Bluejays
Colors: Blue and White
Enrollment: 5,100
Conference: Missouri Valley
President: Rev. Matthew E. Creighton, S.J.
Athletic Director: Tom Apke
Head Coach Tom Apke: Begins his sixth year as the head coach at Creighton. His school and career record with the Bluejays is 93-43.
Best Time For Media To Reach Coach: Weekdays—10 a.m. to 3 p.m.
Basketball Office Phone: 402-449-2720
Assistant Coaches: Tom Brosnihan, Mike Caruso, Randy Eckker
Sports Information Director: Kirk Hendrix (Office: 402-449-2720; Home: 3345-0564)



KEVIN McKENNA
Forward

1978-79 Record: 14-13 overall. MUC—3rd place tie.

Returning Lettermen (6): KEVIN McKENNA (G-F, 6-7, Jr., 11.8 ppg, 3.8 rpg); JIM HONZ (F-C, 6-9, Jr., 11.0, 6.6); PAUL TRIESCHMAN (G, 6-1, So., 6.1, 2.2); Dennis Rasmussen (F, 6-7, Jr., 7.2, 2.3); Chris Peterson (G, 6-1, 2.8, 0.6); Jai Mahone (G, 6-1, So., 2.8, 1.7)

Lettermen Lost (2): JOHN C. JOHNSON (G, 6-3, 17.9, 5.8); DAVID WESELY (F, 6-7, 13.0, 9.7)

STARTERS ARE CAPITALIZED.

Newcomers To Watch: George Morrow (F, 6-7, Jr.); Michael Johnson (G, 6-4, Fr.); Joe Bresnahan (G, 6-11, Fr.)
Series History: Nebraska trails the NU-CU series 5-4. On Dec. 9, 1978, Creighton defeated the Huskers 78-61 in Omaha.

1979-80 SCHEDULE

Date	Opponent	Date	Opponent
Nov. 30	Rockhurst	Jan. 21	at Wichita State
Dec. 4	Nebraska-Omaha	Jan. 24	at New Mexico State
Dec. 8	at Nebraska	Jan. 28	DE PAUL
Dec. 10	Seattle	Jan. 31	TULSA
Dec. 15	Cal. State-Fullerton	Feb. 2	Wichita State
Dec. 20	St. Mary's of California	Feb. 5	at Marquette
Dec. 29	at Canisius	Feb. 7	at Bradley
Jan. 3	at Southern Illinois	Feb. 9	at Indiana State
Jan. 5	West Texas State	Feb. 11	Southern Illinois
Jan. 7	Drake	Feb. 16	at Drake
Jan. 9	at Loyola	Feb. 18	Bradley
Jan. 12	at Tulsa	Feb. 21	at West Texas State
Jan. 17	Indiana State	Feb. 26	Missouri Valley
Jan. 19	New Mexico State	Mar. 1	Tourney



PURDUE

Dec. 11, 1979—7:35 p.m. EST—Mackey Arena—West Lafayette, Ind.



LEE ROSE
Head Coach

School Location: West Lafayette, Ind. 47907
Home Court (Capacity): Mackey Arena (14,123)
Nickname: Boilermakers
Colors: Old Gold and Black
Enrollment: 30,500
Conference: Big 10
President: Dr. Arthur G. Hansen
Athletic Director: George King
Head Coach Lee Rose: Has a one year mark of 27-8. Rose led Purdue to the finals of the NIT last year, where it lost to Indiana 53-52. His 12-year coaching mark, including a stint at North Carolina-Charlotte and to the NCAA final four—is 259-83.

Best Time For Media To Reach Coach: Weekdays—9 a.m. to Noon EST

Basketball Office Phone: 317-749-2954

Assistant Coaches: Bill Keller, Everett Bass

Sports Information Director: Tom Shupe (Office: 317-494-8561; Home: 317-583-2201)

Assistant Sports Information Director: Paul Jensen (Home: 317-463-0176)



JOE BARRY CARROLL
Center

1978-79 Record: 27-8 overall; 13-5 Big 10—first place tie

Returning Lettermen (8): JOE BARRY CARROLL (C, 7-1, Sr., 22.8 ppg, 10.1 rpg); ARNETTE HALLMAN (F, 6-7, Sr., 8.1, 4.9); BRIAN WALKER (G, 6-2, Jr., 4.3, 1.8); DRAKE MORRIS (F, 6-5, Jr., 7.9, 4.0); Mike Searce (F, 6-7, So., 6.5, 3.1); Steve Walker (F, 6-6, Sr., 3.0, 3.0); Keith Edmonson (G, 6-5, So., 1.3, 0.7); Roosevelt Barnes (C, 6-2, Jr., 0.7, 0.3)

STARTERS ARE CAPITALIZED.

Lettermen Lost (3): JERRY SIGHTING (G, 6-1, 13.6, 2.8); Neil Bemenderfer (F-C, 6-10, 2.4, 1.9); Mike Needham (F, 6-8, 0.3, 0.0).

Newcomers To Watch: Kevin Stallings (G, 6-5, So.); Lee Cummings (G, 6-2, So.); Teddy Benson (C, 6-10, Fr.)
Series History: Nebraska trails the series 5-2. On Dec. 2, 1978 in Lincoln, the Huskers lost to Purdue 58-47.

1979-80 SCHEDULE

Date	Opponent
Nov. 10	Bulgaria
Nov. 30	at Colorado State
Dec. 3	Butler
Dec. 5	Southeastern Louisiana
Dec. 8	Providence College
Dec. 11	Nebraska
Dec. 21-22	at Kentucky Invitational
Dec. 29	Tulsa
Jan. 3	at Michigan State
Jan. 5	at Ohio State
Jan. 10	Illinois
Jan. 12	Michigan
Jan. 13	Syracuse
Jan. 17	Northwestern

Date	Opponent
Jan. 19	at Minnesota
Jan. 24	at Wisconsin
Jan. 26	at Indiana
Jan. 31	Iowa
Feb. 2	Indiana
Feb. 7	Minnesota
Feb. 9	at Iowa
Feb. 14	at Northwestern
Feb. 16	Wisconsin
Feb. 21	at Michigan
Feb. 23	at Illinois
Feb. 28	Ohio State
Mar. 1	Michigan State



CALIFORNIA-BAKERSFIELD

Dec. 13, 1979—7:30 p.m. CST—Bob Devaney Sports Center—Lincoln, Neb.



PAT WENNIHAN
Head Coach

School Location: Bakersfield, California 93309
Home Court (Capacity): Bakersfield Civic Auditorium (1,701)

Nickname: Roadrunners

Colors: Royal Blue and Gold

Enrollment: 3,200

Conference: Calif. Collegiate Athletic Assoc.

President: Dr. Jacob P. Frankel

Athletic Director: Rudy Carvajal

Head Coach Pat Wennihan: Has a four year record of 62-45.

Best Time For Media To Reach Coach:

Basketball Office Phone: 805-833-2344

Assistant Coach: Leroy Sacchini

Sports Information Director: John Henderson
(Office: 805-833-3071; Home: 805-832-3185)



DONALD TOWNS
Guard

1978-79 Record: 13-13 overall; 2-10 CCAA

Returning Lettermen (5): DONALD TOWNS (G-F, 6-5, Sr., 13.7 ppg, 3.4 rpg); MARCUS HAYS (C, 6-4, Sr., 12.7, 3.0); KENNY RAY JACKSON (G-F, 6-7, Sr., 1978-79 Redshirt—starter in 1977-78); DERRICK McCGRAY (G-F, 6-5, Sr., 1978-79 Redshirt—starter in 1977-78); Mark Fausset (C, 6-11, So., 2.3, 2.3); Bret Selby (G-F, 6-4, So., 5.7, 2.0); Wilbert Williams (C, 6-0, Sr., 4.5, 1.1);

STARTERS CAPITALIZED.

Lettermen Lost (5): MANUAL CALVIN (G-F, 6-3, 9.2, 5.8); ANDY CROCKETT (C, 6-7, 5.6, 3.0); Ethan Aronie (F-C, 6-6, 3.6, 2.5); Ron Jackson (F, 6-4, 7.5, 4.1).

Newcomers To Watch: Pete Walker (F-C, 6-7, Sr.); Richard Ruiz (C, 6-8, Jr.); Mark Kennedy (F-C, 6-6, Jr.).

Series History: This will be the first meeting between the two teams.

1979-80 SCHEDULE

Date	Opponent	Date	Opponent
Dec. 3	at Sacramento State	Jan. 14	Sonoma State
Dec. 7	at Southern Utah State	Jan. 18	Cal State Los Angeles
Dec. 10	at Kansas	Jan. 19	Cal State Northridge
Dec. 13	at Nebraska	Jan. 21	at Stanislaus State
Dec. 17	at Kansas State	Jan. 25	at Cal State Dominguez Hills
Dec. 20	Jackson State	Jan. 26	at Chapman College
Dec. 22	U. C. Davis	Feb. 1	at Cal Poly, S.L.O.
Dec. 23	Stanislaus State	Feb. 2	Athletes-in-Action
Dec. 28	Southwest Missouri	Feb. 6	Chapman College
Jan. 2	New York Tech	Feb. 9	Cal State Dominguez Hills
Jan. 4	Cal Poly, S.L.O.	Feb. 15	at Cal State Northridge
Jan. 7	Southern Utah State	Feb. 16	at Cal State Los Angeles
Jan. 11	at Cal Poly, Pomona	Feb. 22	U. C. Riverside
Jan. 12	at U. C. Riverside	Feb. 23	Cal Poly Pomona



MINNESOTA

Dec. 15, 1979—8:05 p.m. CST—Williams Arena—Minneapolis, Minn.

School Location: Minneapolis, Minn. 55455
Home Court (Capacity): Williams Arena
 (17,500)

Nickname: Golden Gophers

Colors: Maroon and Gold

Enrollment: 47,000

Conference: Big 10

President: Dr. C. Peter Magrath

Athletic Director: Paul Giel

Head Coach Jim Dutcher: Enters his fifth year as head mentor of the Gophers with a school record of 68-39. In ten years of coaching overall, he is 190-89.

Best Time For Media To Reach Coach: 10:30 a.m. to noon, weekdays.

Basketball Office Phone: 612-373-4230

Assistant Coaches: Jimmy Williams, Jesse Evans

Sports Information Director: Bob Peterson (Office: 612-373-5236; Home: 612-757-2124)

Assistant Sports Information Director: Tom Greenhoe (Home: 612-757-2124)



JIM DUTCHER
Head Coach



KEVIN McHALE
Forward

1977-78 Record: 11-16 overall; 6-12 in Big 10—8th place tie.

Returning Lettermen (5): KEVIN McHALE (F, 6-11, Sr., 17.9 ppg, 9.6 rpg); TRENT TUCKER (F-G, 6-5, So., 9.9, 3.4); DARRYL MITCHELL (G-F, 6-4, So., 7.8, 2.1); MARK HALL (G, 6-2, So., 8.5, 2.3); GARY HOLMES (C, 6-10, So., 5.4, 6.3).

STARTERS ARE CAPITALIZED.

Lettermen Lost (2): Brian Pederson (C-F, 6-10, 2.2, 2.7); Leo Rautins (F-G, 6-7, 8.3, 4.1).

Newcomers To Watch: Randy Breuer (C, 7-2, Fr.); Carl Dale (G, 6-0, Jr.); Zebedee Howell (F, 6-7, Fr.); Ben Coleman (F, 6-8, Fr.); Andy Thompson (F, 6-6, So.); Bruce Kaupa (G, 6-1, Fr.)

Series History: Nebraska trails the NU-MU series 38-11. On Nov. 28, 1978 in Lincoln, NU beat Minnesota 58-48.

1979-80 SCHEDULE

Date	Opponent	Date	Opponent
Nov. 30	Michigan	Jan. 19	Purdue
Dec. 3	Fresno State	Jan. 24	Indiana
Dec. 5	North Dakota	Jan. 26	at Iowa
Dec. 15	Nebraska	Jan. 31	at Northwestern
Dec. 17	at Tennessee	Feb. 2	Iowa
Dec. 20	at Florida State	Feb. 7	at Purdue
Dec. 22	Kansas State	Feb. 9	Northwestern
Dec. 28-29	Pillsbury Classic	Feb. 14	Ohio State
Jan.	at Michigan	Feb. 16	at Indiana
Jan. 5	at Michigan State	Feb. 21	at Illinois
Jan. 10	Wisconsin	Feb. 23	at Wisconsin
Jan. 12	Illinois	Feb. 28	Michigan State
Jan. 17	at Ohio State	Mar. 1	Michigan



ALABAMA-BIRMINGHAM

Dec. 22, 1979—7:30 p.m. CST—Bob Devaney Sports Center—Lincoln, Neb.



GENE BARTOW
Head Coach

School Location: Birmingham, Ala., 35294
Home Court (Capacity): Birmingham Coliseum (17,000)

Nickname: Blazers
Colors: Green and Gold

Enrollment: 14,000
Conference: Sun Belt

President or Chancellor: Dr. S. Richardson Hill
Athletic Director: Gene Bartow

Head Coach Gene Bartow: Has a one-year mark of 15-11 at UAB. His 17-year record—with stops at Memphis State, Illinois, and UCLA—is 297-160.

Best Time For Media to Reach Coach: 8 a.m. to 10 a.m. Tuesday-Thursday

Basketball Office Phone: 205-934-3402

Assistant Coaches: Lee Hunt and Oscar Catlin
Sports Information Director: Pete Derzis (Office: 205-934-3824; Home: 205-871-1155)



GREG LEET
Guard

1978-79 Record: 15-11 overall; not eligible for conference last season.

Returning Lettermen (8): LARRY SPICER (F, 6-8, Sr., 19.9 ppg, 8.1 rpg); GREG LEET (G, 6-3, Sr., 13.6, 2.6); GEORGE JONES (G, 6-1, Sr., 11.5, 2.1); OLIVER ROBINSON (F, 6-4, So., 6.9, 3.5); Stan Scales (C, 6-7, Sr., 3.0, 3.2); Raymond Gause (F, 6-4, So., 5.3, 1.8); Donnie Speer (C, 6-8, So., 2.5, 2.1); Derrick Bentley (G, 6-4, So., 2.0, 1.3).

STARTERS ARE CAPITALIZED.

Lettermen Lost (2): DARYL BRADEN (C-F, 6-9, 13.1); Leon Morris (F, 6-6, 4.6, 4.3—redshirted).

Newcomers To Watch: Chris Giles (F, 6-7, So.); Tony Mabrey (G, 6-3, Fr.); Glenn Marcus (G, 5-10, Jr.); Keith McCord (C-F, 6-7, Sr.).

Series History: Nebraska leads it 1-0. On Nov. 24, 1978, Nebraska opened UAB's basketball program with a 65-55 win over the Blazers in Birmingham.

1978-79 SCHEDULE

Date	Opponent	Date	Opponent
Nov. 10	Poland	Jan. 16	at St. Louis
Dec. 1	Whittier College	Jan. 19	at Jacksonville
Dec. 5	at New Orleans	Jan. 22	DePaul
Dec. 8	Ole Miss	Jan. 24	at South Alabama
Dec. 12	Washington State	Jan. 28	UNCC
Dec. 15	at Georgia State	Feb. 2	Jacksonville
Dec. 20	at Oklahoma City	Feb. 5	at UNCC
Dec. 22	at Nebraska	Feb. 10	at Virginia Commonwealth
Dec. 28-29	UAB Classic	Feb. 14	South Florida
Jan. 3	Georgia State	Feb. 16	New Orleans
Jan. 5	Air Force	Feb. 17	South Alabama
Jan. 7	Virginia Commonwealth	Feb. 20	at Florida State
Jan. 10	at South Florida	Feb. 23&25	Sun Belt Tournament
Jan. 12	Iona		

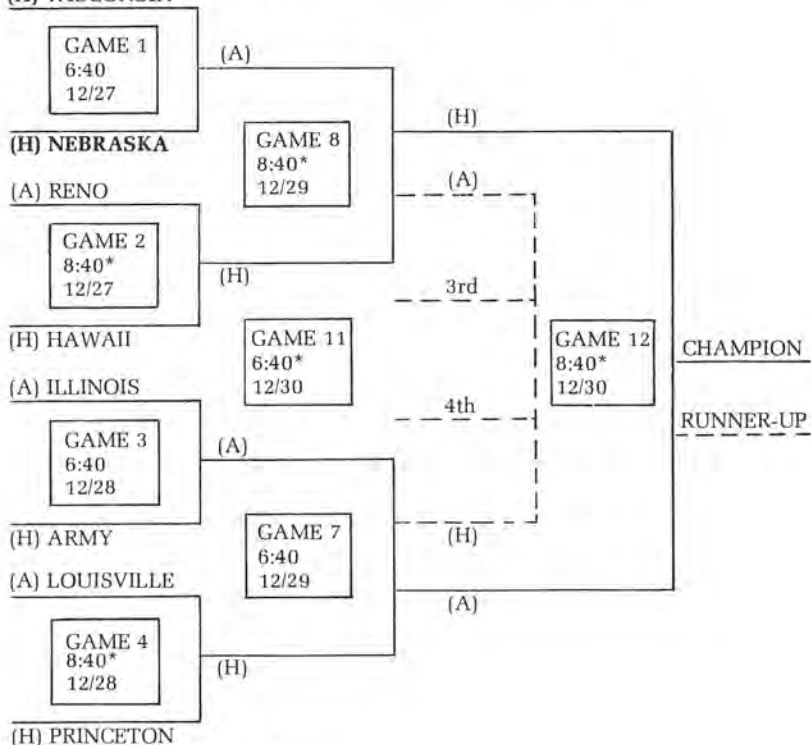


16TH ANNUAL RAINBOW CLASSIC

December 27-30, 1979—Honolulu, Haw.

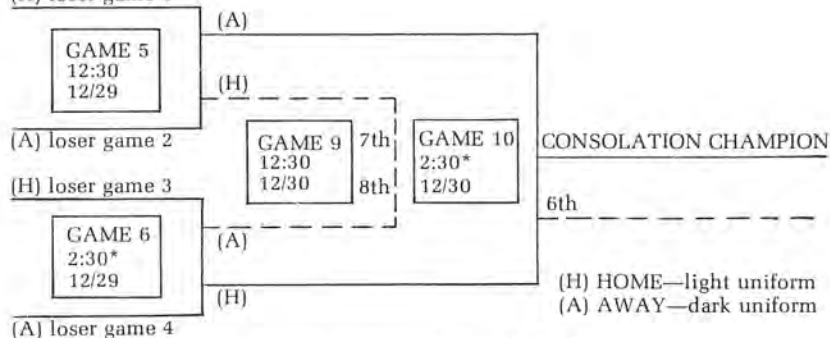
CHAMPIONSHIP BRACKET

(A) WISCONSIN



CONSOLATION BRACKET

(H) loser game 1



*30 minutes minimum between games or time indicated.

WISCONSIN

16th Annual Rainbow Classic—Dec. 27-30
 Dec. 27, 1979—6:40 p.m. HST—Wisconsin vs. Nebraska
 Neil Blaisdell Center Arena—Honolulu, Hawaii



WILLIAM L. "BILL" COFIELD
 Head Coach

School Location: Madison, Wis. 53706
Home Court (Capacity): Wisconsin Fieldhouse (12,204)
Nickname: Badgers
Colors: Cardinal and White
Enrollment: 40,000
Conference: Big 10
Chancellor: Irving Shain
Athletic Director: Elroy Hirsch
Head Coach William L. 'Bill' Cofield: Entering his fourth year at Wisconsin, he has a school mark of 31-50. His 10-year record is 140-125.
Best Time For Media To Reach Coach: 11:30 a.m.-1 p.m. CST
Basketball Office Phone: 608-262-4597
Assistant Coaches: Larry Reed, William Ryon, Todd Landrum.
Sports Information Director: Jim Mott (Office: 608-262-1811; Home: 608-271-8633)
Radio-TV Director: Bob Leau (Home: 608-271-8633)



WES MATTHEWS
 Guard

1978-79 Record: 12-17 overall; 6-12 Big 10 (8th place tie)

Returning Lettermen (11): WES MATTHEWS (G, 6-1, Jr., 18.5 ppg, 2.5 rpg); ARNOLD GAINES (G, 6-4, Sr., 6.9, 2.8); CLAUDE GREGORY (F, Jr., 6-8, 15.1, 8.7); JOE CHRNELICH (F, 6-7, Sr., 10.6, 8.2); LARRY PETTY (C, 6-9, Jr., 9.9, 6.9); John Bailey (G, 6-3, So., 1.4, 0.3); Dan Hastings (G, 6-4, Jr., 4.1, 1.1); Bob Jenkins (G, 6-3, Sr., 1.6, 0.8); Keith Mitchell (C-F, 6-9, So., 1.7, 2.4); Mark Newburg (C, 6-11, Sr., 1.0, 1.8); Gary Zinkgraf (F, 6-7, So., 1.0, 1.7)

STARTERS ARE CAPITALIZED.

Lettermen Lost (0)

Newcomers To Watch: Greg Dandridge (G, 6-3, Fr.); Mike Kreklow (F, 6-6, Fr.)

Series History: Nebraska leads it 5-4. In the last meeting, the Huskers won in Lincoln during the 1968 season, 68-55.

1979-80 SCHEDULE

Date	Opponent	Date	Opponent
Nov. 30-		Jan. 19	Illinois
Dec. 1	Wisconsin Invitational	Jan. 24	Purdue
Dec. 5	at DePaul	Jan. 26	at Ohio State
Dec. 8	Alabama	Jan. 31	Michigan
Dec. 12	Eastern Michigan	Feb. 2	Ohio State
Dec. 15	at Marquette	Feb. 7	at Illinois
Dec. 22	Cleveland State	Feb. 9	at Michigan
Dec. 23	Morgan State	Feb. 14	Michigan State
Dec. 27-30	at Rainbow Classic	Feb. 16	at Purdue
Jan. 3	Northwestern	Feb. 21	Iowa
Jan. 5	Indiana	Feb. 23	Minnesota
Jan. 10	at Minnesota	Feb. 28	at Indiana
Jan. 12	at Iowa	Mar. 1	at Northwestern
Jan. 17	at Michigan State		



HAWAII

16th Annual Rainbow Classic—Dec. 27-30, 1979
 Dec. 27, 1979—8:40 p.m. HST—Hawaii vs. Nevada-Reno
 Neal Blaisdell Center Arena—Honolulu, Hawaii



LARRY LITTLE
 Head Coach

School Location: Honolulu, HI 96822
Home Court (Capacity): Neal Blaisdell Center
 Arena (7,859)
Nickname: Rainbows
Colors: Green and White
Enrollment: 21,000
Conference: Western Athletic
President of Chancellor: Dr. Fujio Matsuda
Athletic Director: Ray Nagel
Head Coach Larry Little: In his fourth year at
 Hawaii, with a school mark of 20-61. His 8-
 year career mark is 120-94.
Best Time For Media To Reach Coach: 9-11
 a.m.; 2-4 p.m. HST, weekdays.
Basketball Office Phone: 808-948-6501
Assistant Coaches: Riley Wallace, Dave Deets,
 Cal Smith
Sports Information Director: Ed Inouye (Office:
 808-948-7523; Home: 808-955-2368).
Assistant Sports Information Director: Steve
 Todd



ERIC BOWMAN
 Forward

1978-79 Record: 10-17 overall as an independent

Returning Lettermen (9): ERIC BOWMAN (F, 6-8, Sr., 12.5 ppg, 7.3 rpg); JOE FRAZIER (F, 5-9, Sr., 8.0, 1.9);
 THOMAS LOUDEN (G, Sr., 6-1, 11.7, 2.3); ROBERT SMITH (F, 6-7, Sr., 6.8, 4.9); Tom Beckerle (F, 6-7, Jr.,
 1.9, 1.8); Aaron Hines (G, 6-2, Sr., 4.8, 1.7); Larry Jones (F, 6-5, Jr., 2.5, 2.9); Gary Newsome (G, 5-10, Sr., 1.2,
 0.3); Brad Pineau (C-F, 6-11, So., 4.5, 3.8)

STARTERS ARE CAPITALIZED.

Lettermen Lost (5): TONY WELLS (C, 6-8, 11.8, 8.3); Antoine Goodlow (F, 6-7, 1.0, 1.4); Mark Hackett (G, 6-1,
 5.1, 1.7); Kevin Johnson (F, 6-5, 4.7, 1.4); Hollis Vickery (G, 6-3, 2.1, 0.6)

Newcomers To Watch: Rennie Gordon (G, 6-8, Jr.); Kirk Eubank (F, 6-5, Jr.); Aaron Strayhorn (G, 6-1, Jr.); Jack
 Miller (F, 6-8, Fr.)

Series History: The NU-HU series is tied at 2-2. During the 1976 season, the Huskers defeated Honolulu twice
 on the island, 64-59 and 60-59.

1979-80 SCHEDULE

Date	Opponent	Date	Opponent
Nov. 30	U.S. International	Jan. 24	Utah
Dec. 7-8	Oregon State	Jan. 26	Brigham Young
Dec. 14-15	Pacific Lutheran	Jan. 31	at Colorado State
Dec. 22	Portland	Feb. 2	at Wyoming
Dec. 27-30	Rainbow Classic	Feb. 7	Nevada-Las Vegas
Jan. 3	Wyoming	Feb. 9	San Diego State
Jan. 5	Colorado State	Feb. 14	Texas-El Paso
Jan. 8	at San Diego State	Feb. 16	New Mexico
Jan. 10	at Nevada-Las Vegas	Feb. 23	Hawaii-Hilo
Jan. 14	at U.S. International	Feb. 28	at Brigham Young
Jan. 17	at New Mexico	Mar. 1	at Utah
Jan. 19	at Texas-El Paso	Mar. 3	Michigan



NEVADA-RENO

16th Annual Rainbow Classic—Dec. 27-30
 Dec. 27, 1979—8:40 p.m. HST—Nevada-Reno vs. Hawaii
 Neal Blaisdell Center Arena—Honolulu, Hawaii



JIM CAREY
 Head Coach

School Location: Reno, Nev. 89557
Home Court (Capacity): Centennial Center
 Arena (6,300)
Nickname: Wolf Pack
Colors: Blue and Silver
Enrollment: 8,800
Conference: Big Sky
President or Chancellor: Dr. Joseph Crowley
Athletic Director: Dick Trachok
Head Coach Jim Carey: In his fourth year at
 N-R, with a school and career record of 55-27
Best Time For Media To Reach Coach: 9-11 a.m.
 PST
Basketball Office Phone: 702-784-6068
Assistant Coaches: Jack Spencer, George Kaz-
 lauskas
Sports Information Director: Bob Shriver (Of-
 fice: 702-784-4878; Home: 702-826-5159)
Assistant Sports Information Director: Pat Hill
 (Home: 702-826-5159)



STEVE HUNTER
 Guard

1978-79 Record: 21-7 overall; third place in WCAC

Returning Lettermen (4): STEVE HUNTER (G, 6-3, Sr., 9.8 ppg, 3.8 rpg); THAXTER ARTERBERRY (G, 6-4, So.,
 6.2, 2.3); Aaron Cusic (F, 6-7, Sr., 3.3, 3.4); Alvin Alexander (F, 6-5, Sr., 1.1, 1.9).

Lettermen Lost (7): EDGAR JONES (C, 16.2, 10.7); JOHNNY HIGH (G, 16.1, 4.5); MIKE GRAY (G, 23.1, 2.0);
 Mike Stalling (F, 5.5, 8.9); Raul Contreras (G, 3.4, 0.9); Mike Longero (F, 4.3, 4.8); Dale Wilson (G, 1.8, 0.8).
STARTERS ARE CAPITALIZED.

Newcomers To Watch: Gene Ransom (G, 5-10, Sr.); Bobby Fox (G, 6-2, Jr.); Eddie Johnson (F, 6-7, Jr.).

Series History: Nebraska leads it 2-1. The last contest was during the 1977 season in Lincoln, when the
 Huskers beat N-R 67-50.

1979-80 Schedule

Date	Opponent	Date	Opponent
Dec. 1	at Kansas	Jan. 19	at Weber State
Dec. 3	at Detroit	Jan. 21	Nevada-Las Vegas
Dec. 7	at Nevada-Las Vegas	Jan. 22	Sacramento State
Dec. 10	at Utah State	Jan. 24	Boise State
Dec. 12	Utah	Jan. 26	Idaho
Dec. 17	North Carolina State	Jan. 31	at Montana
Dec. 19-20	Nevada Wolfpack Classic	Feb. 2	at Montana State
Dec. 27-29	at Rainbow Classic	Feb. 9	at Northern Arizona
Jan. 3	Montana State	Feb. 14	Weber State
Jan. 5	Montana	Feb. 16	Idaho State
Jan. 7	at Fresno State	Feb. 21	at Idaho
Jan. 12	Northern Arizona	Feb. 23	at Boise State
Jan. 14	Southern Oregon	Feb. 29	
Jan. 17	at Idaho State	Mar. 1	Big Sky Tournament



ILLINOIS

16th Annual Rainbow Classic—Dec. 27-30, 1979
 Dec. 28, 1979—6:40 p.m. HST—Army vs. Illinois
 Neal Blaisdell Center Arena—Honolulu, Hawaii



LOU HENSON
 Head Coach

School Location: Champaign, Ill. 61820
Home Court (Capacity): Assembly Hall (16,128)
Nickname: Fighting Illini
Colors: Orange and Blue
Enrollment: 33,684
Conference: Big 10
President: Stanley Ikenberry
Athletic Director: Neale Stoner
Head Coach Lou Henson: In his fifth year at Illinois, with a school record of 62-52. His 17-year career mark is 302-159.
Best Time For Media To Reach Coach: A.M. CST
Basketball Office Phone: 217-333-3400
Assistant Coaches: Tony Yates, Dick Nagy
Sports Information Director: Tab Bennett (Office: 217-333-1390; Home: 217-359-4784)
Assistant Sports Information Director: John Rosenthal (Home: 217-398-0992)



MARK SMITH
 Forward

1978-79 Record: 19-11 overall; Big 10 7-11 (7th place)

Returning Lettermen (9): NEAL BRESNAHAN (F, 6-6, Sr., 8.3 ppg, 7.9 rpg); DEREK HOLCOMB (C, 6-11, Jr., 7.4, 6.6); EDDIE JOHNSON (F, 6-8, Jr., 12.1, 5.7); ROB JUDSON (G, 6-2, Sr., 9.4, 2.3); MARK SMITH (F, 6-7, Jr., 13.5, 5.8); Levi Cobb (F, 6-6, Sr., 5.3, 4.1); Reno Gray (G, 6-2, Sr., no 1978-79 stats); James Griffin (F, 6-10, So., 7.6, 3.3); Perry Range (G, 6-4, So., 2.3, 1.0).

STARTERS ARE CAPITALIZED.

Lettermen Lost (3): Steve Lanter (G, 6-4, 3.2, 1.4); Larry Lubin (G, 6-0, 0.5, 0.2); Matt Meyer (G, 6-0, 0.0, 0.0).

Newcomers To Watch: Kevin Bontemps (C, 6-1, Fr.); Quinn Richardson (G, 6-0, Fr.).

Series History: Nebraska trails the series 7-2. In 1976 at Champaign, IU beat the Huskers 68-63, in the last meeting.

1979-80 SCHEDULE

Date	Opponent	Date	Opponent
Nov. 21	Yugoslavia Nationals	Jan. 17	Michigan
Nov. 30	at Brigham Young	Jan. 19	at Wisconsin
Dec. 4	Missouri	Jan. 24	Ohio State
Dec. 6	Kent State	Jan. 26	Michigan State
Dec. 8	Long Beach State	Jan. 31	at Indiana
Dec. 10	at Texas Christian	Feb. 2	at Michigan State
Dec. 11	Missouri-St. Louis	Feb. 7	Wisconsin
Dec. 14-15	Fighting Illini Classic	Feb. 9	Indiana
Dec. 22	Marquette	Feb. 14	at Michigan
Dec. 27-30	at Rainbow Classic	Feb. 16	at Ohio State
Jan. 3	Iowa	Feb. 21	Minnesota
Jan. 5	Northwestern	Feb. 23	Purdue
Jan. 10	at Purdue	Feb. 28	at Northwestern
Jan. 12	at Minnesota	Mar. 1	at Iowa

ARMY

16th Annual Rainbow Classic—Dec. 27-30, 1979
Dec. 28, 1979—6:40 p.m. HST—Illinois vs. Army
Neal Blaisdell Center Arena—Honolulu, Hawaii



MIKE KRZYZEWSKI
Head Coach

School Location: West Point, N.Y. 10996
Home Court (Capacity): Army Field House (3,500)
Nickname: Cadets, Black Knights
Colors: Black, Gold, Gray
Enrollment: 4,200
Conference: Independent
Superintendent: LTG Andrew J. Goodpaster
Athletic Director: Raymond P. Murphy
Head Coach Mike Krzyzewski: In his fifth year at West Point, with a school and career mark of 64-42
Best Time For Media To Reach Coach: 10-11 a.m.; 1:30-2:30 p.m. EST
Basketball Office Phone: 914-938-2419
Assistant Coaches: Pete Gaudet, Bobby Dwyer, Chuck Swenson
Sports Information Director: Bob Kinney (Office: 914-938-3303; Home: 914-564-0696)
Assistant Sports Information Director: Joe Di-
 neen (Home: 914-427-2638)



BOB BROWN
Forward

1978-79 Record: 14-11 overall

Returning Lettermen (4): BOB BROWN (F, 6-5, Jr., 13.4 ppg, 4.1 rpg); MARTY COYNE (F, 6-5, Jr., 9.56, 4.1); Joe McGuinness (G, So., 6-0, 3.0, 1.4); Robby Vaughn (G, 5-11, Sr., 1.1, 0.6)
 STARTERS ARE CAPITALIZED.

Lettermen Lost (4): MATT BROWN (G, 6-4, 18.2, 4.2); CLINNIE BRUNDIDGE (F, 6-5, 7.7, 5.0); PATE HARRIS (G, 6-1, 6.6, 2.3); Scott Easton (F, 6-7, 11.1, 3.1)

Newcomers To Watch: Mark Byrd (G, 6-4, Fr.); Kerry Cermack (F, 6-5, Fr.); Neil Dougherty (G, 6-0, Fr.); Bob Ewing (G, 6-0, Fr.); Kevin Kaczmarek (F, 6-4, Fr.)

Series History: It would be the first meeting between the two schools, should they meet in the Rainbow Classic.

1979-80 SCHEDULE

Date	Opponent	Date	Opponent
Nov. 30	Manhattanville	Jan. 23	at St. Francis (NY)
Dec. 3	Lycoming	Jan. 26	at Long Island U.
Dec. 5	at Wagner	Jan. 28	Rochester
Dec. 8	at St. John's	Jan. 31	at Seton Hall
Dec. 11	St. Peter's	Feb. 2	Niagara
Dec. 21-22	at Cable Car Classic	Feb. 4	Fordham
Dec. 27-30	at Rainbow Classic	Feb. 9	at Iona
Jan. 8	Kings Point	Feb. 13	Fairfield
Jan. 10	at Lafayette	Feb. 16	Colgate
Jan. 12	RPI	Feb. 18	at Northeastern
Jan. 15	at Yale	Feb. 23	Navy
Jan. 19	Manhattan		

LOUISVILLE

16th Annual Rainbow Classic—Dec. 27-30, 1979
 Dec. 28, 1979—8:40 p.m. HST—Princeton vs. Louisville
 Neal Blaisdell Center Arena—Honolulu, Hawaii



DENNY CRUM
 Head Coach

School Location: Louisville, Ken. 40208
Home Court (Capacity): Freedom Hall (16,633)
Nickname: Fighting Cardinals
Colors: Red, Black and White
Enrollment: 19,000
Conference: Metro
President or Chancellor: Dr. James G. Miller
Athletic Director: Dr. Howard Hohman
Head Coach Denny Crum: Enters his ninth year at Louisville, with a school and career mark of 186-52.
Best Time For Media To Reach Coach: 10-11 a.m. EST
Basketball Office Phone: 502-588-6581
Assistant Coaches: Bill Olsen, Jerry Jones, Wade Houston
Sports Information Director: Joe Yates (Office: 502-588-6581; Home: 502-239-4340)
Assistant Sports Information Director: John Crawley (Home: 502-451-1292)



DARRELL GRIFFITH
 Guard

1978-79 Record: 24-8 overall; 9-1 Metro (1st place)

Returning Lettermen (9): SCOOTER McCRAY (F-C, 6-8, So., 10.1 ppg, 6.5 rpg); DARRELL GRIFFITH (G, 6-34, Sr., 18.5, 4.4); TONY BRANCH (G, 6-0, Sr., 5.3, 1.6); Wiley Brown (C, 6-8, So., 3.7, 2.6); Steve Bugg (G, 6-4, Jr., 0.8, 0.3); Roger Burkman (G, 6-5, Jr., 3.2, 1.8); Daryl Cleveland (F, 6-7, Jr., 1.6, 1.7); Jerry Eaves (G, 6-4, So., 4.8, 1.0); Derek Smith (F, 6-6, So., 9.8, 4.8).

STARTERS ARE CAPITALIZED.

Lettermen Lost (3): LARRY WILLIAMS (F, 6-8, 11.0, 7.8); BOBBY TURNER (F, 6-5, 13.6, 4.9); Bob Albertson (F, 6-5, 1.1, 1.2).

Newcomers To Watch: Rodney McCray (F-C, 6-7, Fr.); David Wright (G-F, 6-5, So.).

Series History: Nebraska trails the series 1-0. During the 1947-48 season, Louisville beat the Huskers 68-53 at Louisville.

1979-80 SCHEDULE

Date	Opponent	Date	Opponent
Nov. 24	Marathon AAU	Jan. 27	Florida State
Dec. 1	South Alabama	Jan. 31	Tulane
Dec. 5	Tennessee-Chattanooga	Feb. 3	at St. John's
Dec. 8	at Tennessee	Feb. 4	Memphis State
Dec. 13-14	Louisville Holiday Classic	Feb. 6	Cincinnati
Dec. 19	Ohio State	Feb. 9	at Providence
Dec. 22	at Utah	Feb. 11	at Virginia Tech
Dec. 27-30	at Rainbow Classic	Feb. 14	at West Virginia
Jan. 3	Tulsa	Feb. 16	at Cincinnati
Jan. 5	Kansas State	Feb. 18	Virginia Tech
Jan. 8	St. Louis	Feb. 21	at Iowa
Jan. 12	at Memphis State	Feb. 24	at Florida State
Jan. 19	at Tulane	Feb. 28-	
Jan. 22	Marquette	Mar. 1	Metro Conference Tournament
Jan. 25	at St. Louis		



PRINCETON

16th Annual Rainbow Classic—Dec. 27-30, 1979
 Dec. 28, 1979—8:40 p.m. HST—Louisville vs. Princeton
 Neal Blaisdell Center Arena—Honolulu, Hawaii



PETE CARRIL
 Head Coach

School Location: Princeton, N.J. 08544
 Home Court (Capacity): Jadwin Gymnasium
 (7,500)

Nickname: Tigers
 Colors: Orange and Black
 Enrollment: 4,500
 Conference: Ivy League
 President: William G. Bowen
 Athletic Director: Bob Myslik
 Head Coach Pete Carril: Entering his 13th season at Princeton, Carril is 217-98 and overall, in 13 years, he is 228-110.

Best Time For Media To Reach Coach: 10 a.m.-Noon EST

Basketball Office Phone: 609-452-3512

Assistant Coaches: Mickey Steurer, Tony Relras
 Sports Information Director: John Humenik
 (Office: 609-452-3568; Home: 609-799-4674)

Assistant Sports Information Director: Don Arbour (Home: 609-799-4045)



STEVE MILLS
 Guard

1978-79 Record: 14-12 overall; 7-7 Ivy League (3rd place)

Returning Lettermen (7): RANDY MELVILLE (F, 6-4, Jr., 7.4 ppg, 4.5 rpg); NEIL CHRISTEL (F, 6-5, So., 6.4, 3.9); STEVE MILLS (G, 6-1, Jr., 6.3, 0.8); DAVE BLATT (G, 6-3, Jr., 5.4, 2.4); John Rodgers (C, 6-0, Sr., 9.6, 1.4); Marty Mannion (C, 6-3, Jr., 2.0, 0.2); Steve Hilton (F, 6-4.5, Sr., 0.9, 0.8).

STARTERS ARE CAPITALIZED.

Lettermen Lost (5): BOB ROMA (F, 6-7, 16.0, 7.7); ROGER SCHMITT (F, 6-10, 4.9, 1.7); Tim Olah (G, 5-10, 1.5, 1.3).

Newcomers To Watch: Rich Simkus (C, 6-8, Fr.); Gordon Enderle (F, 6-6, Fr.); Bill Gillis (F, 6-5, Fr.); Gary Knapp (G, 5-10, Fr.); Craig Robinson (F, 6-7, Fr.); Mike Sigl (F, 6-8, Fr.); Jim Tuman (F, 6-6, Fr.).

Series History: The Huskers lead it 1-0, with 1957 win over Princeton, 74-64, at the Preseason Big 8 Tournament.

1979-80 SCHEDULE

Date	Opponent	Date	Opponent
Nov. 30		Jan. 26	at St. Joseph's
-Dec. 1	Lapchick Tourney	Feb. 1	Columbia
Dec. 5	at Duke	Feb. 2	Cornell
Dec. 8	Northeastern	Feb. 5	Rutgers
Dec. 10	Villanova	Feb. 8	at Harvard
Dec. 12	at Manhattan	Feb. 9	at Dartmouth
Dec. 21	at San Francisco	Feb. 15	at Brown
Dec. 27-30	at Rainbow Classic	Feb. 16	at Yale
Jan. 5	at Penn	Feb. 22	Dartmouth
Jan. 8	St. John's	Feb. 23	Harvard
Jan. 11	Yale	Feb. 26	Penn
Jan. 12	Brown	Feb. 29	at Cornell
Jan. 15	at Seton Hall	Mar. 1	at Columbia



IDAHO

Jan. 2, 1979—8 p.m. PST—Kibbie-ASUI Dome—Moscow, Idaho



DON MONSON
Head Coach

School Location: Moscow, Idaho 83843
Home Court (Capacity): Kibbie-ASUI Dome (10,000)

Nickname: Vandals

Colors: Silver and Gold

Enrollment: 8,000

Conference: Big Sky

President or Chancellor: Dr. Richard D. Bigg

Athletic Director: Bill Belknap

Head Coach Don Monson: In his second season at Idaho, with a one-year school and career mark of 11-15.

Best Time For Media To Reach Coach: 10 a.m. PST

Basketball Office Phone: 208-885-7048

Assistant Coaches: Barry Collier, Rod Snook

Sports Information Director: Dave Kellogg (Office: 208-885-7065; Home: 208-882-5171)



DON NEWMAN
Guard

1978-79 Record: 11-15 overall; 4-10 Big Sky (last place)

Lettermen Returning (5): JEFF BRUDIE (C, 6-11, Jr., 5.9 ppg, 3.4 rpg); REED JAUSSEI (G-F, 6-4, Sr., 10.6, 4.3); DON NEWMAN (G, Sr., 6-3, 17.1, 3.9); Dan Forge (F-G, 6-5, Jr., 5.9, 3.0); Ted Strugar (G, 6-3, So., 7.8, 2.4).

STARTERS ARE CAPITALIZED.

Lettermen Lost (5): BILL HESSING (G, 6-0, 5.2, 1.4); CHRIS PRICE (C, 6-8, 7.2, 5.9); Terry Gredler (F, 6-7, 6.8, 4.9); Ron Langrell (F, 6-7, 2.4, 3.1); Jerry Lile (F, 6-6, 0.8, 0.6).

Newcomers To Watch: Gordon Herbert (F, 6-5, Jr.); Ron Maben (F, 6-4, Jr.); Mike Dow (C, 7-0, Jr.); Brian Kellerman (G, 6-3, Fr.); Ben Ross (F-C, 6-3, Fr.).

Series History: Nebraska leads it 2-0. The last meeting was in Lincoln, with the Huskers winning 90-49.

1979-80 SCHEDULE

Date	Opponent	Date	Opponent
Nov. 12	Athletes in Action, Canada	Jan. 17	Montana State
Dec. 1	Pepperdine	Jan. 19	Montana
Dec. 3	at Washington	Jan. 24	at Northern Arizona
Dec. 7-8	at Malibu Classic	Jan. 26	at Nevada-Reno
Dec. 11	Whitworth	Jan. 31	Weber State
Dec. 13	Seattle Pacific	Feb. 2	Idaho State
Dec. 21	Gonzaga	Feb. 9	Boise State
Dec. 26-29	at Far West Classic	Feb. 14	at Montana
Jan. 2	Nebraska	Feb. 16	at Montana State
Jan. 4	at Idaho State	Feb. 21	Nevada-Reno
Jan. 5	at Weber State	Feb. 23	Northern Arizona
Jan. 9	at Washington State	Feb. 29-	
Jan. 12	Boise State	Mar. 1	at Idaho—Big Sky Tournament



WISCONSIN-OSHKOSH

Jan. 4, 1980—7:35 p.m. CST—Bob Devaney Sports Center—Lincoln, Neb.



BOB WHITE
Head Coach

School Location: Oshkosh, Wis. 54901
Home Court (Capacity): Kolf Sports Center (6,000)

Nickname: Titans

Colors: Gold and White

Enrollment: 10,000

Conference: Wisconsin State University

Chancellor: Dr. Edward Penson

Athletic Director: James Flood

Head Coach Bob White: Enters his 16th season at Wisconsin-Oshkosh, with a school and career mark of 197-171.

Basketball Office Phone: 414-424-1225

Assistant Coaches: Rod Zentner, Ron Akin

Sports Information Director: John Wilusz (Office: 414-424-0365; Home: 414-426-3718)

1978-79 Record: 14-13 overall; 8-8 WSU (5th place)

Returning Lettermen (7): TODD SCHOCKLEY (F, 6-8, Sr., 7.7 ppg, 5.8 rpg); Lionel Perkins (F, 6-4, Jr., 6.7, 2.7); Steve Uelman (G, Sr., 6-0, 5.8, 1.8); Cam Curtin (G, 6-1, So., 2.3, 0.7); Ralph Turner (G, 5-8, Sr., 2.3, 0.5); Dick Ritchie (F, 6-4, So., 1.6, 1.8); Dave Vander Ploeg (F, 6-5, Jr., 1.2, 0.8).

STARTERS ARE CAPITALIZED.

Lettermen Lost (4): JOE CLAASSEN (F, 6-6, 19.3, 10.0); MARK GAYNOR (G, 6-0, 12.9, 2.7); RICK VANDER WYST (G, 6-3, 7.2, 2.7); BILL DEHN (C, 6-7, 6.9, 4.8).

Newcomers To Watch: Dan Ninham (C, 6-9, Jr.); Bob Soderman (G, 6-1, Jr.); Mark Devenport (G, 6-3, Fr.).

Series History: This will be the first meeting between the two clubs.

1979-80 SCHEDULE

Date	Opponent	Date	Opponent
Nov. 27	Lakeland	Jan. 23	at Green Bay
Dec. 1	at Ball State	Jan. 26	at Stevens Point
Dec. 7	Stout	Jan. 28	St. Norbert
Dec. 8	Eau Claire	Jan. 30	Whitewater
Dec. 11	at La Crosse	Feb. 2	Platteville
Dec. 15	at Platteville	Feb. 5	Ripon
Dec. 28-29	at Ohio Wesleyan Tournament	Feb. 8	at Stout
Jan. 4	at Nebraska	Feb. 9	at Eau Claire
Jan. 5	at Kansas	Feb. 15	Superior
Jan. 8	at Carthage (Kenosha)	Feb. 16	River Falls
Jan. 12	Milton	Feb. 20	at Whitewater
Jan. 18	at Superior	Feb. 23	Stevens Point
Jan. 19	at River Falls	Feb. 26	La Crosse

ANGELO STATE

Jan. 5, 1980—7:35 p.m. CST—Bob Devaney Sports Center—Lincoln, Neb.



ED MESSBARGER
Head Coach

School Location: San Angelo, Texas 76901
Home Court (Capacity): P.E. Building (5,000)
Nickname: Rams
Colors: Blue and Gold
Enrollment: 5,137
Conference: Lone Star
President or Chancellor: Dr. Lloyd D. Vincent
Athletic Director: Phil George
Head Coach Edward Messbarger: Entering his second year at Angelo State. Last season he had a 10-16 record. In 23 years of coaching, he has a 407-246 record.
Best Time For Media to Reach Coach: Monday, Wednesday, and Friday from 8 a.m. to noon CST.

Basketball Office Phone: 915-942-2264

Assistant Coach: Kevin Cadle

Sports Information Director: Rusty Kasmierski
 (Office: 915-942-2248; Home: 915-942-9253)



AL STILLMAN
Forward

1978-79 Record: 10-16 overall; Finished sixth in Lone Star Conference.

Returning Lettermen (2): Chris Fairley (G, 6-2, 180, Sr., 6.8 ppg., 1.5 rpg.); Al Stillman (F, 6-6, So., 6.4, 3.4).

Lettermen Lost (2): ROBERT CRINER (G, 14.8, 3.4); HAROLD TAYLOR (C, 10.0, 9.8)

STARTERS ARE CAPITALIZED.

Newcomers To Watch: Tommy Tyler (F, 6-6, Fr.); Dan Klier (F-C, 6-6, Fr.); Monte Sutton (F, 6-5, Fr.)

Series History: The Huskers and the Rams have never met.

1978-79 SCHEDULE

Date	Opponent	Date	Opponent
Nov. 16	McMurry College	Jan. 17	Abilene Christian
Nov. 20	at Southwestern	Jan. 19	at Texas A & I
Nov. 26	Eastern New Mexico	Jan. 21	at Southwest Texas State
Dec. 1	at Rice	Jan. 26	at Howard Payne
Dec. 3	at New Mexico State	Jan. 28	East Texas State
Dec. 8	at Murry College	Feb. 2	at East Texas State
Dec. 14-15	at Howard Payne Classic	Feb. 4	Howard Payne
Jan. 5	at Nebraska	Feb. 7	at Abilene Christian
Jan. 7	Southwestern	Feb. 9	at Stephen F. Austin State
Jan. 9	at Eastern New Mexico	Feb. 11	at Sam Houston State
Jan. 10	at Wayland Baptist College	Feb. 16	Southwest Texas State
Jan. 12	Sam Houston State	Feb. 18	Texas A & I
Jan. 14	Stephen F. Austin State		

OPPONENTS 1978-79 RESULTS

WINDSOR 1978-79 RESULTS

Ontario	Opponents	
57	Toledo	98
65	Carleton*	62
99	Ottawa*	77
96	Laval*	66
76	Bowling Green	105
71	Texas	106
71	Houston	107
77	Michigan	128
80	Saginaw Valley	94
79	Oakland	82
70	Arizona	100
80	Alabama	99
75	John Wesley	74
87	Laurier**	46
73	York**	79
84	Concordia**	91
91	Shaw	100
72	Waterloo	71
60	Wayne State	89
101	Brock	85
93	Laurier	77
94	McMaster	84
91	Western	85
71	Waterloo	64
92	Guelph	80
72	Laurier	65
90	Guelph	76
83	Western	84
78	McMaster	80
	Playoffs	
83	McMaster	68
56	Waterloo	44
80	York	78

*Ottawa Tip-Off Tournament
**York Excelsior Classic

WISCONSIN 1978-79 RESULTS

Wisconsin	Opponent	
74	UW-Milwaukee	55 (H)
73	St. John's	68 (A)
89	Long Island	70 (H)
66	St. Louis	63 (H)
79	Loyola	74 (H)
78	DePaul	84 (A)
65	Marquette	52 (H)
53	Louisville	70 (A)
69	Oral Roberts	102 (A)
55	Michigan State	84 (A)
71	Ohio State	82 (A)
95	Northwestern	82 (H)
77	Michigan	66 (H)
74	Illinois	81 (H)
72	Minnesota	82 (A)
61	Indiana	82 (A)
60	Purdue	73 (A)
64	Iowa	70 (H)
48	Purdue	54 (H)
72	Minnesota	74 (H)
65	Iowa	79 (A)
64	Illinois	81 (A)
62	Indiana (OT)	68 (H)
66	Michigan	65 (A)
72	Northwestern	70 (A)
76	Ohio State	73 (A)
83	Michigan State	81 (H)

PORTLAND STATE 1978-79 RESULTS

Portland State	Opponent	
81	Colorado State (OT)	82 (H)
82	Brigham Young	111 (A)
70	Portland University	71 (H)
61	North Dakota	69 (H)
69	Montana	54 (H)
67	Oregon State	107 (A)
72	Gonzaga	92 (A)
92	Cal State-Fullerton	109 (A)
64	Pepperdine*	99 (A)
66	Eastern Montana* (OT)	65 (A)
68	Utah State	94 (A)
82	Idaho**	73 (H)
79	Gonzaga**	93 (H)
66	Montana State	74 (A)
96	Great Falls	63 (H)
54	San Diego State	88 (A)
51	Cal-Irvine	63 (A)
82	Rocky Mountain	73 (H)
69	Seattle University	75 (A)
69	Oregon Tech	71 (H)
81	Southwest Louisiana	84 (A)
75	Grambling	82 (A)
90	Centenary	83 (A)
78	North Texas State	102 (A)
83	Puget Sound	94 (H)
79	Idaho	97 (A)
94	Simon Fraser	87 (H)
85	Hawaii	99 (A)

*Pepperdine Classic
**PSU Holiday Tournament

WISCONSIN-OSHKOSH 1978-79 RESULTS

Wis.-Oshkosh	Opponent	
74	St. Norbert	65 (A)
72	Carthage (OT)	78 (H)
62	Stevens Point	81 (A)
88	Platteville	74 (H)
81	Milton	65 (A)
63	Parkside	98 (A)
72	Superior	85 (A)
42	Green Bay	83 (A)
70	Morris Harvey	63 (A)
40	Green Bay	43 (H)
84	Lakeland	67 (A)
67	Whitewater	73 (A)
85	Ripon	83 (A)
81	Gonzaga	66 (A)
42	Eau Claire	47 (A)
86	Stout	79 (A)
71	La Crosse (OT)	68 (H)
98	River Falls	86 (H)
99	Superior	83 (H)
61	Platteville	74 (A)
85	Whitewater	77 (H)
64	La Crosse	86 (A)
64	Eau Claire (OT)	63 (H)
59	Stout	58 (H)
117	Indiana-Purdue	78 (H)
68	River Falls	66 (A)
68	Superior	77 (A)
68	Stevens Point	78 (H)

OPPONENTS 1978-79 RESULTS (Cont.)

EASTERN WASHINGTON 1978-79 RESULTS

Eastern Washington		Opponent
75	Seattle Pacific	64 (H)
63	Gonzaga	74 (A)
65	Eastern Montana	84 (A)
58	Carroll College	62 (A)
71	Western Montana (OT)	75 (H)
65	Weber State	83 (A)
65	Colorado State	56 (A)
94	U New Mexico	117 (A)
90	St. Mary's MN	82 (H)
84	Warner Pacific	74 (H)
54	Pacific Lutheran*	74 (H)
43	U Minnesota-Morris**	45 (A)
93	Jamestown ND**	78 (A)
61	Mankato **	75 (A)
66	Carroll College	56 (H)
77	Western Montana (OT)	80 (A)
85	Western Washington	73 (H)
72	Central Washington	74 (A)
73	Puget Sound	59 (H)
67	Pacific Lutheran	73 (A)
86	Simon Fraser	83 (A)
69	Whitworth	71 (H)
85	Western Washington	82 (A)
74	Seattle Pacific	77 (A)
66	Central Washington	57 (H)
61	UPS	102 (A)
84	Whitworth	79 (A)
56	PLU (NAIA Dist)	72 (A)

*Eastern Washington U Christmas Classic Tournament

**Granite City Classic Tournament

MINNESOTA 1978-79 RESULTS

Minnesota		Opponent
72	Idaho	57 (H)
48	Nebraska	58 (A)
95	Loyola (Chi) (OT)	90 (H)
62	Kansas State	72 (A)
55	Nebraska	72 (A)
69	South Florida	54 (H)
53	South Carolina	57 (H)
80	Houston*	67 (H)
57	Georgia Tech*	56 (H)
75	Michigan	88 (A)
62	Michigan State	69 (A)
80	Indiana	63 (H)
60	Northwestern	58 (H)
80	Ohio State	83 (A)
82	Wisconsin	72 (H)
61	Purdue	64 (H)
64	Iowa	81 (A)
57	Illinois	67 (A)
71	Iowa	97 (H)
74	Wisconsin	72 (A)
57	Illinois	59 (H)
68	Ohio State	74 (H)
56	Purdue	80 (A)
73	Northwestern	71 (A)
46	Indiana	71 (A)
63	Michigan State	76 (H)
78	Michigan	69 (H)

NEVADA-RENO 1978-79 RESULTS

South Dakota State		Opponent	UNR	Opponents	
109	South Dakota Tech (2OT)	110 (A)	77	Houston	73 (A)
98	Black Hills	69 (H)	71	SW Louisiana	73 (A)
81	Mount Marty	64 (H)	83	Pan American	69 (H)
62	Colorado	66 (A)	117	U. C. Davis	85 (A)
76	Utah State	84 (A)	107	Chapman College	59 (H)
50	Weber State	80 (A)	98	Chico State	69 (H)
69	Mayville	66 (H)	116	Eastern Kentucky*	84 (H)
97	Yankton	72 (H)	87	Georgetown*	77 (H)
84	Valley City	75 (H)	75	San Jose State	57 (A)
92	Northern	53 (H)	66	Cal-Berkeley (OT)	61 (H)
56	North Dakota	85 (A)	90	South. Ill. Eds'ville	66 (H)
59	Augustana	69 (A)	76	Portland	90 (A)
75	Northwestern, Ia	61 (A)	79	Seattle	70 (A)
62	North Dakota (OT)	55 (H)	88	Loyola (Cal)	84 (H)
74	North Dakota State	67 (H)	68	Pepperdine	84 (H)
52	Augustana	63 (A)	111	Southern Oregon	78 (H)
61	Nebraska-Omaha	92 (A)	80	St. Mary's	82 (A)
73	Wayne, Neb.	51 (H)	78	Pepperdine	85 (A)
62	South Dakota	73 (A)	70	Loyola (Cal)	62 (A)
78	Nebraska-Omaha	88 (H)	96	Santa Clara	80 (A)
63	Briar Cliff	73 (H)	45	San Francisco	56 (A)
73	North Dakota State	80 (A)	87	San Francisco	83 (H)
65	North Dakota State	70 (A)	88	Santa Clara	85 (H)
77	Morningside	70 (H)	61	Seattle	59 (H)
59	South Dakota	68 (H)	86	Portland	65 (H)
72	Augustana	86 (H)	96	St. Mary's	78 (H)
64	Morningside	63 (A)	62	Oregon State	61 (A)
			64	Texas A&M	67 (A)

OPPONENTS 1978-79 RESULTS (Cont.)

HAWAII 1978-79 RESULTS

Hawaii	Opponent
69	Brigham Young 93 (A)
56	Pan American 76 (A)
52	Oklahoma State 57 (A)
68	Portland 84 (H)
64	Portland 71 (H)
56	New Mexico State 63 (H)
55	New Mexico State 60 (H)
63	Fordham* 61 (H)
63	Utah* 68 (H)
60	Arizona State* 62 (H)
66	New Mexico 64 (H)
90	Abilene Christian 73 (H)
72	Abilene Christian 56 (H)
69	Pacific Lutheran 67 (A)
67	Puget Sound 80 (A)
96	Nevada-Las Vegas (OT) 97 (H)
66	Nevada-Las Vegas 78 (H)
75	Alabama-Birmingham 85 (A)
52	Pittsburgh 71 (A)
82	Illinois State 77 (H)
62	Illinois State 71 (H)
82	Alabama-Birmingham (OT) 86 (H)
99	Portland State 85 (H)
60	Evansville 54 (H)
54	Evansville 62 (H)
75	Centenary 64 (H)
78	Centenary 74 (H)

ALABAMA-BIRMINGHAM 1978-79 RESULTS

Alabama-Birmingham	Opponent
55	Nebraska 64 (H)
67	San Fran. State 51 (H)
88	Okla. City 79 (H)
72	So. Illinois* 80 (A)
88	Eastern Kentucky* 77 (A)
77	Ole Miss (OT) 82 (A)
100	Georgia State 81 (H)
75	South Alabama 72 (H)
79	Iowa State 67 (H)
73	St. Louis 70 (H)
66	Florida State 85 (H)
61	Georgia State 64 (A)
108	Illinois College 70 (H)
93	Southern Miss. 87 (H)
59	Iona 61 (A)
66	So. Florida 68 (A)
76	Jacksonville 84 (H)
60	So. Miss. 59 (A)
84	St. Josephs 69 (H)
85	Hawaii 75 (H)
81	South Florida 65 (H)
69	So. Alabama 71 (A)
52	Jacksonville 54 (A)
86	Hawaii (OT) 82 (A)
77	Drexel 60 (H)
77	DePaul 88 (A)

*Show Me Classic

IDAHO 1978-79 RESULTS

Idaho	Opponent
57	Minnesota 72 (A)
81	Whitworth 69 (A)
100	Great Falls 53 (H)
68	British Columbia 49 (H)
94	Roosevelt 69 (A)
54	Louisville 101 (A)
65	Augsburg 48 (H)
58	Arizona 69 (A)
73	Portland St.* 82 (A)
70	Wis.-Mil.* 56 (A)
51	Washington St. 64 (A)
63	Montana St. 67 (A)
49	Montana 70 (A)
61	Gonzaga 66 (H)
56	Northern Arizona 91 (H)
39	Weber State 42 (H)
84	Idaho State 92 (A)
69	Boise State 48 (A)
62	Montana 56 (H)
67	Montana St. 63 (H)
58	Gonzaga 65 (A)
97	Portland St. 79 (H)
45	Weber State 56 (A)
69	Northern Arizona 82 (A)
80	Boise State 95 (H)
99	Idaho State 78 (H)

*Portland State Holiday Classic

CREIGHTON 1978-79 RESULTS

Creighton	Opponent
69	Oregon State 55 (H)
91	St. Francis (Illinois) 50 (H)
55	Iowa State 54 (H)
88	Nebraska-Omaha 67 (H)
78	Nebraska 61 (H)
71	St. Mary's (California) 91 (A)
71	Cleveland State 69 (A)
70	DePaul 86 (A)
88	Wichita State (OT) 94 (H)
75	Tulsa 71 (H)
61	Drake 75 (A)
69	Bradley 70 (A)
76	West Texas State 62 (H)
80	Indiana State 90 (H)
82	Southern Illinois 81 (A)
69	Indiana State 77 (A)
77	Marquette 79 (H)
77	New Mexico State 71 (H)
74	Southern Illinois 68 (H)
65	Tulsa 71 (A)
83	Wichita State 89 (A)
87	Bradley 81 (H)
63	Drake 58 (H)
80	West Texas State (OT) 76 (A)
75	New Mexico State 84 (A)
67	Southern Illinois 71 (H)

OPPONENTS 1978-79 RESULTS (Cont.)

ILLINOIS 1978-79 RESULTS

Illinois	Opponent
109	Texas-Arl. 74 (H)
81	Denver 57 (H)
65	Tulane 60 (A)
69	Missouri 57 (A)
64	S. Carolina 57 (H)
86	Centenary 60 (H)
82	Kent State 44 (A)
64	Syracuse* 61 (A)
71	Texas A&M* 57 (A)
84	W. Michigan** 79 (A)
88	Ozarks** 82 (A)
92	Alaska-Anch.** 80 (A)
65	Indiana 61 (A)
74	Northwestern 56 (A)
57	Michigan St. 55 (H)
66	Ohio State 69 (H)
81	Wisconsin 74 (A)
57	Purdue 69 (H)
52	Iowa 58 (A)
54	Michigan 56 (H)
67	Minnesota 57 (H)
65	Michigan 74 (A)
65	Purdue 71 (A)
59	Minnesota 58 (A)
81	Wisconsin 64 (H)
53	Iowa 67 (H)
55	Ohio State 73 (A)
62	Michigan St. 76 (A)
64	Northwestern 71 (H)
60	Indiana 72 (H)

*Kentucky Invitational

**Glacier Bowl Classic

ANGELO STATE 1978-79 RESULTS

ASU	Opponent
75	Midwestern St. 74 (H)
72	Eastern New Mexico 63 (H)
73	McMurry (OT) 76 (A)
69	Southwestern 67 (H)
55	Howard Payne 57 (H)
65	Midwestern St. 68 (A)
68	Texas Southern 63 (H)
75	McMurry 62 (H)
67	Southern * 75 (A)
68	Prarie View A&M* 71 (A)
66	Eastern New Mexico 56 (A)
63	Southwestern 71 (A)
72	Stephen F. Austin (2OT) 66 (A)
65	Sam Houston St. (OT) 66 (A)
59	Southwest Texas St. 61 (H)
71	Texas A&I 75 (H)
67	Abilene Christian 72 (A)
66	East Texas State 71 (A)
59	Howard Payne 62 (H)
50	Howard Payne 62 (A)
52	East Texas St. 56 (H)
80	Sam Houston St. 71 (H)
75	Stephen F. Austin 62 (H)
83	Abilene Christian 60 (H)
59	Texas A&I 72 (H)
57	Southwest Texas St. 69 (H)

*Ed Adams Classic—Houston, Texas

ARMY 1978-79 RESULTS

Army	Opponent
83	Ohio Northern 59
80	Rochester 60
78	Niagara 65
57	St. Peter's 56
61	Northeastern 62
97	Lehigh 70
64	Lafayette 44
67	Washington* 67
80	Davidson* 76
77	LSU 83
81	Yale 80
81	Kings Point 73
98	Manhattan 84
81	St. Francis (NY) 65
57	Seton Hall 64
84	RPI 54
65	St. John's 72
65	Holy Cross 66
75	Colgate (OT) 77
82	Fairfield 100
71	Fordham 70
53	Iona 55
57	Penn State 74
76	Bryant 61
45	Navy 47

*Indiana Classic

PRINCETON 1978-79 RESULTS

Princeton	Opponent
70	Colgate 69
82	Wagner 66
51	St. John's 71
65	Seton Hall 67
76	Manhattan 59
65	Villanova 59
38	Fordham 37
51	Rutgers 54
45	New Orleans 53
57	St. Peter's 36
33	Dartmouth 51
55	Harvard 49
58	Penn (OT) 59
44	Hofstra 61
82	Long Island 64
49	Yale 53
49	Brown 52
52	Cornell 64
50	Columbia 49
65	Harvard 60
44	Dartmouth (OT) 43
41	Penn (OT) 42
52	Columbia 64
66	Cornell (5OT) 61
61	Brown 50
68	Yale 59

LOUISVILLE
1978-79 RESULTS

PURDUE
1978-79 RESULTS

Louisville	Opponent
89	Penn State*
90	Lamar*
66	N. Carolina St.
82	Tennessee
86	Michigan
101	Idaho
69	Ohio State
106	West Virginia
88	Providence
70	Wisconsin**
73	Mississippi St.**
94	Tenn-Chattanooga
73	SW Louisiana
112	Marshall
99	Maryland
77	Dayton
82	Cincinnati
67	Florida State
80	St. Louis
82	Virginia Tech
84	Florida State
88	Cincinnati
103	Memphis State
77	Tulane
55	Marquette
78	St. Louis
53	Memphis State
72	Duke
95	Tulane
68	Virginia Tech***
69	S.Alabama****
62	Arkansas****

Purdue	Opponent
81	USL
53	Indiana St.
66	Xavier
58	Nebraska
91	N. Colorado
71	Santa Clara*
64	Brigham Young*
73	Arizona State
76	Miami (Ohio)
82	Boston College**
92	Arizona St.** (OT)
77	Utah**
71	Ohio State
54	Indiana
77	Michigan
52	Michigan State
46	Iowa
69	Illinois
64	Minnesota
73	Wisconsin
68	Northwestern
54	Wisconsin
71	Illinois
76	Northwestern
72	Iowa
80	Minnesota
67	Michigan State
67	Michigan
55	Indiana
74	Ohio State
97	Central Michigan***
84	Dayton***
67	Old Dominion***
87	Alabama***
52	Indiana***

*Seawold Classic—Anchorage, Alaska

**Louisville Holiday Classic

***Metro Postseason Tourney


****NCAA Midwest Regional Tourney


*Cougar Classic, Provo, Utah

**Rainbow Classic, Honolulu, Hawaii

***NIT, West Lafayette, Indiana

****NIT, Madison Square Garden, NY, NY





THE BIG EIGHT

IOWA STATE

Jan. 9, 1980—7:35 p.m. CST—Hilton Coliseum—Ames, Iowa

Feb. 9, 1980—7:35 p.m. CST—Bob Devaney Sports Center—Lincoln, Neb.



LYNN NANCE
Head Coach

School Location: Ames, Iowa 50011
Home Court (Capacity): Hilton Coliseum (14,300)
Nickname: Cyclones
Colors: Cardinal and Gold
Enrollment: 23,500
Conference: Big 8
President: Dr. W. Robert Parks
Athletic Director: Lou McCullough
Head Coach Lynn Nance: Enters his fifth season with a school and career record of 33-48.
Basketball Office Phone: 515-294-8232
Assistant Coaches: Rick Samuels, Reggie Warford
Sports Information Director: To be named
Assistant Sports Information Director: Jamie Kimbrough (Office: 515-294-3372; Home: 515-232-2734)



DEAN UTHOFF
Center

1978-79 Record: 11-16 overall; 6-8 Big 8 (6th place)

Returning Lettermen (8): ROBERT ESTES, (F, 6-6, So., 9.1 ppg, 5.9 rpg); CHUCK HARMISON (F, 6-9, Sr., 7.0, 5.8); DEAN UTHOFF (C, 6-11, Sr., 10.2, 11.3); JON NESS (G, 6-2, Jr., 6.5, 1.5); Bob Fowler (F, 6-5, Sr., 7.8, 3.4); John Tillo (G-F, 6-4, Sr., 1.6, 0.7); Charles Harris (G, 6-2, Jr., 5.8, 1.9); John Kunnert (F, 6-6, So., 1.4, 1.0).
STARTERS ARE CAPITALIZED.

Lettermen Lost (3): ANDREW PARKER (G, 6-5, 20.3, 4.8); Carlton Evans (G, 6-1, 1.7, 0.8); Eric Davis (G, 6-3, 3.3, 1.0).

Newcomers To Watch: Keith Moore (G, 5-10, Jr.); Paul Allen (G, 6-5, Fr.); Joe Ashley (C, 6-11, Fr.); Flemming Danielsen (F, 6-7, Fr.); Ron Falenschek (F-C, 6-10, Fr.); Doug Jones (F, 6-9, Fr.); Guy Minnifield (G, 6-3, Fr.).

Series History: Nebraska leads it 98-68. Last year, the Huskers and Cyclones split, with Nebraska winning 72-68 on Jan. 6 in Ames, and ISU winning 48-46 on Feb. 10 at Lincoln.

1979-80 SCHEDULE

Date	Opponent	Date	Opponent
Nov. 30	St. Cloud State	Jan. 19	Oklahoma
Dec. 3	at Notre Dame	Jan. 23	at Kansas State
Dec. 5	Missouri-Kansas City	Jan. 26	Oklahoma State
Dec. 8	at Drake	Jan. 30	at Colorado
Dec. 10	Roosevelt	Feb. 2	at Kansas
Dec. 15	Iowa	Feb. 6	Missouri
Dec. 18	Mississippi State	Feb. 9	at Nebraska
Dec. 20	Eastern Montana	Feb. 13	Kansas State
Dec. 22	Nebraska-Omaha	Feb. 16	at Oklahoma
Dec. 26-27	at Gator Bowl Classic	Feb. 19	at Oklahoma State
Jan. 3	MacMurray State	Feb. 23	Colorado
Jan. 9	Nebraska	Feb. 26	Big 8 Postseason (Campus Sites)
Jan. 12	Kansas	Feb. 29	Semi-Finals (Big 8) Kansas City
Jan. 16	at Missouri	Mar. 1	Final (Big 8 Playoff) Kansas City



MISSOURI

Jan. 12, 1980—1 p.m. CST (TV)—Bob Devaney Sports Center—Lincoln, Neb.

Feb. 2, 1980—7:35 p.m. CST—Hearnes Center—Columbia, MO.

School Location: Columbia, Mo. 65205
Home Court (Capacity): Hearnes Center (12,777)

Nickname: Tigers
Colors: Black and Gold

Enrollment: 23,064

Conference: Big 8

Chancellor: Dr. Barbara Uehling

Athletic Director: Dave Hart

Head Coach Norm Stewart: In his 13th season at Missouri, with a mark of 202-126. In 18-years of college coaching, Stewart is 299-168.

Best Time For Media To Reach Coach: 9-Noon CST

Basketball Office Phone: 314-882-6501

Assistant Coaches: Gene Jones, Gary Garner, George Scholz

Sports Information Director: Bill Callahan (Office: 314-882-6501; Home: 314-442-5826).

Assistant Sports Information Director: Mark Fitzpatrick (Home: 314-445-1319)



NORM STEWART
Head Coach



LARRY DREW
Guard

1987-79 Record: 13-15 overall; 8-6 Big 8 (2nd place tie)

Returning Lettermen (8): LARRY DREW (G 6-2, Sr. 15.2 ppg, 2.6 rpg); CURTIS BERRY (F-C, 6-7, Jr., 13.5, 9.0); STEVE WALLACE (F, 6-3, Jr., 13.4, 3.5); MARK DRESSLER (F, 6-6, So., 5.5, 4.0); Kirk Shawver (F, 6-6, So., 3.5, 2.4); Carl Amos (F, 6-9, Jr., 1.5, 1.5); Tom Dore (C, 7-2, Sr., 3.8, 2.6); Mike Foster (G, 6-3, Jr., 0.6, 0.6).
STARTERS ARE CAPITALIZED.

Lettermen Lost (4): BRAD DROY (F, 6-7, 10.4, 5.4); Lex Drum (C, 6-10, 9.2, 4.8); Barry Laurie (G, 6-2, 1.4, 0.7); Kenn Stoechner (G, 6-2, 1.2, 0.8).

Newcomers To Watch: Ricky Frazier (F, 6-6, So.); Steve Stipanovich (C, 6-11, Fr.); Jon Sundvold (G, 6-2, Fr.).

Series History: Nebraska trails the NU-MU series 76-67. Last year the teams met three times: Nebraska beat Missouri in overtime, 58-56 on Dec. 28, 1978 at the Big 8 Preseason Tournament; Missouri beat Nebraska, 76-60 on Jan. 20 at Columbia, and on Feb. 17 in Lincoln. Nebraska beat Missouri 76-64.

1979-80 SCHEDULE

Date	Opponent	Date	Opponent
Nov. 16	Yugoslavia	Jan. 23	Colorado
Nov. 30	Southwest Texas	Jan. 26	at Oklahoma
Dec. 1	South Dakota State	Jan. 30	Kansas State
Dec. 4	at Illinois	Feb. 2	Nebraska
Dec. 7-8	Show-Me Classic	Feb. 6	at Iowa State
Dec. 10	Southern California	Feb. 6	Kansas
Dec. 12	at Butler	Feb. 13	at Colorado
Dec. 15	Northern Arizona	Feb. 16	Oklahoma State
Dec. 17	Oral Roberts	Feb. 20	Oklahoma
Dec. 21	at St. Louis	Feb. 23	at Kansas State
Jan. 2	at DePaul	Feb. 26	Big Eight Postseason
Jan. 5	Lamar		First Round (Campus Sites)
Jan. 9	at Kansas	Feb. 29	Big 8 Postseason
Jan. 12	at Nebraska		Semifinals (Kansas City)
Jan. 16	Iowa State		Big 8 Postseason
Jan. 19	at Oklahoma State	Mar. 1	Final (Kansas City)



KANSAS

Jan. 16, 1980—8:10 p.m. CST (TV)—Bob Devaney Sports Center—Lincoln, Neb.

Feb. 5, 1980—7:35 p.m. CST—Allen Fieldhouse—Lawrence, Kan.

School Location: Lawrence, Kansas 66045
Home Court (Capacity): Allen Fieldhouse (16,000)

Nickname: Jayhawks
Colors: Crimson and Blue
Enrollment: 26,000
Conference: Big Eight
President: Archie Dykes
Athletic Director: Bob Marcum

Head Coach Ted Owens: In his 16th season at the KU helm, Owen's school and career mark is 283-130.

Best Time For Media To Reach Coach: 10 a.m.-Noon CST

Basketball Office Phone: 913-864-3056
Assistant Coaches: Bob Hill, Lafayette Norwood

Sports Information Director: Don Baker (Office: 913-864-3417; Home: 913-842-2324)

Assistant Sports Information Director: To be named



TED OWENS
Head Coach



DARNELL VALENTINE
Center

1978-79 Record: 18-11 overall; 8-6 Big 8 (2nd place tie)

Returning Lettermen (6): DARNELL VALENTINE (G, 6-2, Jr., 16.1 ppg., 4.6 rpg.); JOHN CRAWFORD (F, 6-7, Jr., 10.2, 5.4); TONY GUY (G, 6-5, So., 9.2, 3.6); BOOTY NEAL (G, 6-5, Jr., 5.4, 1.8); David Magley (F, 6-8, So., 3.7, 2.6); Mac Stallcup (F, 6-6, Sr., 2.8, 1.7).

STARTERS ARE CAPITALIZED.

Lettermen Lost (3): PAUL MOKESKI (C, 7-1, 14.1, 8.4); Wilmore Fowler (G, 6-1, 9.2, 4.1); Brad Sanders (G-F, 6-6, 1.8, 1.3).

Newcomers To Watch: Ricky Ross (G, 6-5 Fr.); Art Housey (C, 6-10, Jr.); Keith Douglas (G, 6-3, Fr.).

Series History: Kansas leads it 117-55. Last year, Nebraska beat Kansas on Jan. 27 in Lincoln, in overtime, 66-64, and on Feb. 21 in Lawrence, the Jayhawks beat NU, 66-59.

1979-80 SCHEDULE

Date	Opponents	Date	Opponent
Dec. 1	Nevada-Reno	Jan. 26	Colorado
Dec. 3	at Oral Roberts	Jan. 30	at Oklahoma State
Dec. 5	at Southern Methodist	Feb. 2	Iowa State
Dec. 8	San Diego State	Feb. 5	Nebraska
Dec. 10	Cal-Bakersfield	Feb. 7	at Iowa
Dec. 12	Kentucky	Feb. 9	at Missouri
Dec. 22	Birmingham Southern	Feb. 13	Oklahoma
Dec. 27	at Pepperdine	Feb. 16	at Kansas State
Dec. 29	at Arizona State	Feb. 20	at Colorado
Dec. 31	at Arizona	Feb. 23	Oklahoma State
Jan. 5	Wisconsin-Oshkosh	Feb. 26	Big 8 Postseason 1st round (Campus Sites)
Jan. 9	Missouri	Feb. 29	Big 8 Postseason Semis (Kansas City)
Jan. 12	at Iowa State	Mar. 1	Big 8 Postseason Finals (Kansas City)
Jan. 16	at Nebraska		
Jan. 19	Kansas State		
Jan. 23	at Oklahoma		



COLORADO

Jan. 19, 1980—7:35 p.m. MST—CU Events Center—Boulder, Colo.

Feb. 16, 1980—7:35 p.m. CST—Bob Devaney Sports Center—Lincoln, Neb.



BILL BLAIR
Head Coach

School Location: Boulder, Colo. 80309
Home Court (Capacity): CU Events Center (11,321)
Nickname: Buffs, Golden Buffaloes
Colors: Silver and Gold
Enrollment: 20,517
Conference: Big Eight
President: Roland Rautenstrauss
Athletic Director: Eddie Crowder
Head Coach Bill Blair: Enters his fifth year at the CU helm, with a school record of 34-47. His seven-year career mark is 81-108.
Best Time For Media To Reach Coach: Mornings, MST
Basketball Office Phone: 303-492-6877
Assistant Coaches: Terry Truax, Mike Mitchell, Alvin Gentry
Sports Information Director: Tim Simmons (Office: 303-492-6128; Home: 303-443-2833)
Assistant Sports Information Director: Mike Bialas (Home: 303-503-3380)



TONEY ELLIS
Guard

1978-79 Record: 14-13 overall; 4-10 Big 8 (8th Place)

Returning Lettermen (7): TONEY ELLIS (G, 6-0, Sr., 9.7 ppg, 1.9 rpg); BRIAN JOHNSON (F, 6-8, Jr., 10.3, 7.1); JACK MAGNO (F, 6-8, So., 6.2, 3.8); CRAIG AUSTIN (C, 6-8, Jr., 8.2, 4.4); Jack Tuz (F, 6-7, So., redshirted in 1978-79); Joe Washington (F, 6-2, So., 2.2, 1.3); Royce Tolley (G, 6-0, Sr., 1.4, 0.4);

STARTERS ARE CAPITALIZED.

Lettermen Lost (5): EMMETT LEWIS (G, 6-1, 16.9, 3.6); Clayton Bullard (G, 6-3, 5.1, 2.3); Greg Benjamin (F, 6-4 4.5, 2.7); Mike Gorman (G, 5-11, 4.4, 1.4); Dave Netherton (C, 6-9, 3.9, 3.2).

Newcomers To Watch: Jo Jo Hunter (G, 6-3, Jr.); John Addison (G, 6-6, Fr.); Jerry Williams (F, 6-5, Jr.).

Series History: Nebraska trails the NU-CU series, 45-36. The teams met three times last year: Colorado beat NU 74-61 on Dec. 29 in Kansas City at the Big 8 Preseason Tournament; the Buffs defeated Nebraska 64-61 in Boulder on Jan. 13 and on Feb. 3 in Lincoln, Nebraska beat CU 79-52.

1979-80 SCHEDULE

Date	Opponent	Date	Opponent
Nov. 25	Air Force	Jan. 19	Nebraska
Nov. 8	Russian Nationals	Jan. 23	at Missouri
Dec. 1	New Mexico	Jan. 26	at Kansas
Dec. 3	Eastern Montana	Jan. 30	Iowa State
Dec. 5	at Air Force	Feb. 2	Oklahoma State
Dec. 8	at Southern Methodist	Feb. 6	at Kansas State
Dec. 12	Adams State	Feb. 9	at Oklahoma
Dec. 15	Utah State	Feb. 13	Missouri
Dec. 17	U.S. International	Feb. 16	at Nebraska
Dec. 19	Central State (Okla.)	Feb. 20	Kansas
Dec. 21	Colorado State	Feb. 23	at Iowa State
Dec. 27	at Cal St.-Long Beach	Feb. 26	Big 8 Postseason
Dec. 29	Midwestern State (Tex.)		First Round (Campus Sites)
Jan. 3	Redlands (Calif.)	Feb. 29	Big Eight Postseason
Jan. 5	Oklahoma		Semis (Kansas City)
Jan. 12	at Oklahoma State	Mar. 1	Finals (Kansas City)
Jan. 16	Kansas State		



OKLAHOMA STATE

Jan. 23, 1980—7:35 p.m. CST—Bob Devaney Sports Center—Lincoln, Neb.

Feb. 13, 1980—7:35 p.m. CST—Gallagher Hall—Stillwater, Okla.



PAUL HANSEN
Head Coach

School Location: Stillwater, Oklahoma 74074
Home Court (Capacity): Gallagher Hall (7,400)

Nickname: Cowboys

Colors: Orange and Black

Enrollment: 22,276

Conference: Big 8

President: Dr. L. L. Boger

Athletic Director: Dr. Richard Young

Head Coach Paul Hansen: Begins his first year as the OSU head coach. For the last six seasons, he was the head coach at Oklahoma City with a record of 82-79.

Basketball Office Phone: 405-624-5845

Assistant Coaches: Wayne Ballard and Ken Turner

Sports Information Director: Pat Quinn (Office: 405-624-5749; Home: 405-624-4654)

Assistant Sports Information Director: Tim Allen (Home: 405-372-0372)



MATT CLARK
Guard

1978-79 Record: 12-15 overall; 7-7 Big Eight (7th Place)

Returning Lettermen (12): MATT CLARK (G, 6-2, So. 13.3 ppg, 5.2 rpg); RANDY WRIGHT (G, 6-3, Jr., 8.6, 2.6); JON MOOREHEAD (F, 6-7, Sr., 5.6, 5.3); DON YOUAMAN (F, 6-7, Sr., 16.6, 10.1); ED ODOM (G, 6-3, Sr., 10.8, 3.0); Mark Connolly (F, 6-6, So., 1.9, 1.9); Brad Currelly (C, 7-0, So., 2.1, 1.3); Brad Livingstone (F, 6-9, So., 0.6, 1.0); Dickey Nutt (G, 6-2, Jr., 2.3, 0.5); Jimmy Reason (F, 6-8, So., 2.0, 0.6); Tim Sibley (G, 5-11, So., 0.4, 0.2); Craig Stunkle (F, 6-6, So., 1.3, 1.7).

STARTERS ARE CAPITALIZED.

Lettermen Lost (1): MARK TUCKER (G, 6-3, 17.1, 3.6).

Newcomers To Watch: Lorenzo Andrews (G, 6-5, Fr.); Leroy Combs (F, 6-7, Fr.); Ricky Jacobs (F, 6-5, So.).

Series History: Nebraska leads it 38-24. Last year the teams split—Nebraska losing 66-57 on Jan. 31 in Stillwater, and the Huskers winning 76-67 on Feb. 24 in Lincoln.

1979-80 SCHEDULE

Date	Opponent	Date	Opponents
Nov. 23	Estonia	Jan. 19	Missouri
Nov. 30	Texas Wesleyan	Jan. 23	at Nebraska
Dec. 1	Houston Baptist	Jan. 26	at Iowa State
Dec. 4	Tulsa	Jan. 30	Kansas
Dec. 7-8	at First Union Invitational	Feb. 2	at Colorado
Dec. 11	Oklahoma City	Feb. 6	Oklahoma
Dec. 13	at San Diego State	Feb. 9	at Kansas State
Dec. 15	at Long Beach State	Feb. 13	Nebraska
Dec. 22	at Pan American	Feb. 16	at Missouri
Dec. 27	Arkansas Tech	Feb. 19	Iowa State
Jan. 3	Hardin Simmons	Feb. 23	at Kansas
Jan. 5	Stephen F. Austin	Feb. 26	Big 8 Postseason
Jan. 9	Kansas State		First Round (Campus Sites)
Jan. 12	Colorado	Feb. 29-	
Jan. 16	at Oklahoma	Mar. 1	Big 8 Postseason Semis & Final (Kansas City)



KANSAS STATE

Jan. 26, 1980—7:35 p.m. CST—Ahearn Fieldhouse—Manhattan, Kansas

Feb. 20, 1980—7:35 p.m. CST—Bob Devaney Sports Center—Lincoln, Neb.



JACK HARTMAN
Head Coach

School Location: Manhattan, Kan. 66506
Home Court (Capacity): Ahearn (11,220)
Nickname: Wildcats
Colors: Purple and White
Enrollment: 18,200
Conference: Big 8
President: Dr. Duane Acker
Athletic Director: DeLoss Dodds
Head Coach Jack Hartman: Enters his 10th year at KSU, with a school record of 170-84. His 24-year career mark is 464-194.
Best Time For Media To Reach Coach: 10 a.m.-2 p.m. CST
Basketball Office Phone: 913-532-6531
Assistant Coaches: Jim Eads, Lon Kruger, Darryl Winston
Sports Information Director: Glen Stone (Office: 913-532-6735; Home: 913-537-1077).
Assistant Sports Information Director: Craig Thompson (Home: 913-537-4463)



ROLANDO BLACKMAN
Guard

1978-79 Record: 16-12 overall; 8-6 Big 8 (2nd place tie).

Returning Lettermen (8): ROLANDO BLACKMAN (G-F, 6-6, Jr., 17.3 ppg, 3.8 rpg); GLENN MARSHALL (G, 5-11, Sr., 9.0, 2.0); ED NEALY (F, 6-7, So., 10.2, 8.2); TYRONE ADAMS (F, 6-6, So., 8.1, 3.0); Dean Danner (F, 6-6, Sr., 2.7, 1.0); Eugene Goodlow (G, 6-1, Jr., 2.3, 0.9); Jari Willis (F, 6-7, Sr., 5.9, 5.7); Fred Barton (G, 6-2, Jr., 1978-79 redshirt).

STARTERS ARE CAPITALIZED.

Lettermen Lost (2): STEVE SOLDNER (C, 6-7, 12.1, 6.7); Brent Murphy (F, 6-7, 2.8, 2.3).

Newcomers To Watch: Les Craft (C, 6-10, Fr.); Billy Lewis (G, 6-2, Fr.); John Marx (F-C, 6-9, Fr.); Eric Salter (F, 6-7, Fr.); Tim Jankovich (G, 6-0, So.); Greg Prudhoe (C, 6-11, So.); Manley Ray (F, 6-5, Jr.).

Series History: Nebraska trails it 87-63. Last year, the teams met three times: Jan. 17 when Nebraska won 55-53 in Lincoln; Feb. 7 when KSU defeated NU in Manhattan, 58-46, and on Feb. 27 as the 'Cats beat Nebraska in Manhattan, 61-60, in two overtimes for a first round Big 8 Postseason win.

1979-80 SCHEDULE

Date	Opponent	Date	Opponent
Nov. 29	Windsor, Ontario	Jan. 19	at Kansas
Dec. 1	Northern Iowa	Jan. 23	Iowa State
Dec. 3	Portland State	Jan. 26	Nebraska
Dec. 5	Oklahoma City	Jan. 30	at Missouri
Dec. 8	Wisconsin-Parkside	Feb. 2	at Oklahoma
Dec. 10	South Dakota	Feb. 6	Colorado
Dec. 12	Arizona State	Feb. 9	Oklahoma State
Dec. 15	at Southern Illinois	Feb. 13	at Iowa State
Dec. 17	Cal State-Bakersfield	Feb. 16	Kansas
Dec. 22	at Minnesota (Minneapolis)	Feb. 20	at Nebraska
Dec. 30	at Arkansas (Pine Bluff)	Feb. 23	Missouri
Jan. 2	Long Beach State	Feb. 26	Big 8 Postseason
Jan. 5	at Louisville		First Round (Campus Sites)
Jan. 9	at Oklahoma State	Feb. 29-	
Jan. 12	Oklahoma	Mar. 1	Big 8 Postseason Semis & Final (Kansas City)
Jan. 16	at Colorado		



OKLAHOMA

Jan. 30, 1980—7:35 p.m. CST—Bob Devaney Sports Center—Lincoln, Neb.

Feb. 23, 1980—7:35 p.m. CST—Lloyd Noble Arena—Norman, Okla.



DAVE BLISS
Head Coach

School Location: Norman, Okla. 73019
Home Court (Capacity): Lloyd Noble Arena
(10,000)

Nickname: Sooners
Colors: Crimson and Cream
Enrollment: 22,000

Conference: Big 8
President: Dr. William Banowsky
Athletic Director: Wade Walker

Head Coach Dave Bliss: Led OU to the Big 8 title and the NCAA playoffs last year, enters his fifth year at the Sooner helm, with a school and career record of 62-50.

Basketball Office Phone: 405-325-4732
Assistant Coaches: Doug Ash, John Underwood, Les Fertig

Sports Information Director: Mike Trep (Office: 405-325-3751; Home:

Assistant Sports Information Director: Travis Lawrence



AL BEAL
Center

1978-79 Record: 21-10 overall; 10-4 Big 8 (1st place)

Returning Lettermen (8): AL BEAL (C, 6-9, Sr., 12.5 ppg, 9.1 rpg); AARON CURRY (G, 6-4, Sr., 9.9, 4.4); TERRY STOTTS (F, 6-8, Sr., 14.5, 5.7); RAYMOND WHITLEY (G, 6-3, Jr., 11.0, 2.6); Kyle Dodd (F, 6-5 Jr., 0.3, 0.5); Greg Jones (F, 6-6, So., 1.5, 1.7); Les Pace (F-C, 6-7, So., 1.6, 1.2); Ingram Purvis (C-F, 6-9, So., 2.4, 1.8).

STARTERS ARE CAPITALIZED.

Lettermen Lost (2): JOHN McCULLOUGH (F, 6-4, 16.1, 5.6); CARY CARRABINE (G, 6-3, 6.4, 1.8).

Newcomers To Watch: Bo Overton (G, 6-2, Fr.); Chuck Barnett (C-F, 6-4, Fr.); Bennie Goldwire (G, 6-3, Jr.); Rick Moorhead (F, 6-5, Fr.); Steve Bajema (F, 6-7, Jr.).

Series History: Nebraska trails it, 68-62. Last year, the Huskers beat OU 69-53 on Dec. 30 at the Big 8 Preseason Tournament and 74-56 on Jan. 24 in Lincoln. On Feb. 14 at Norman, the Sooners beat NU 79-58.

1979-80 SCHEDULE

Date	Opponent	Date	Opponent
Dec. 1	North Carolina-Greensboro	Jan. 30	at Nebraska
Dec. 3	Loyola	Feb. 2	Kansas State
Dec. 6	Louisiana Tech	Feb. 6	at Oklahoma State
Dec. 8	Oklahoma City	Feb. 9	Colorado
Dec. 11	Midwestern State	Feb. 13	at Kansas
Dec. 14-15	at Golden Gate Classic	Feb. 16	Iowa State
Dec. 19	at Pepperdine	Feb. 20	at Missouri
Dec. 22	Southern Mississippi	Feb. 23	Nebraska
Dec. 26-29	at All-College Tournament	Feb. 26	Big Eight Postseason (Campus Sites)
Jan. 5	at Colorado	Feb. 29	Big Eight Postseason Semis (Kansas City)
Jan. 12	at Kansas State	Mar. 1	Big 8 Postseason Finals (Kansas City)
Jan. 16	Oklahoma State		
Jan. 19	at Iowa State		
Jan. 23	Kansas		
Jan. 26	Missouri		



BIG EIGHT 1978-79 RESULTS

IOWA STATE 1978-79 RESULTS

Iowa St.	Opponent	
129	Northeastern Ill.	69 (H)
54	Creighton	55 (A)
77	Drake	86 (H)
91	San Jose State	73 (H)
66	Iowa	67 (A)
77	Northwest Missouri	54 (H)
70	Mississippi St.	80 (A)
65	Alabama-Birmingham	79 (A)
55	Kansas*	75 (A)
82	Kansas State*	51 (A)
75	Oklahoma St.*	87 (A)
102	Mankato State	63 (H)
68	Nebraska	72 (H)
79	Kansas State	66 (A)
60	Colorado	59 (H)
72	Oklahoma State	70 (H)
71	Kansas	80 (A)
83	Oklahoma	98 (A)
80	Missouri (OT)	84 (H)
60	Kansas State	62 (H)
71	Colorado	78 (A)
48	Nebraska	46 (A)
68	Kansas	66 (H)
58	Oklahoma State	73 (A)
66	Oklahoma	65 (H)
67	Missouri	73 (A)
70	Kansas**	91 (A)

*Big 8 Preseason
**Big 8 Postseason

KANSAS STATE 1978-79 RESULTS

Kansas State	Opponent	
82	Northern Iowa	53 (H)
85	South Dakota	53 (H)
55	Oral Roberts	61 (A)
86	Southern Methodist	83 (A)
72	Minnesota	62 (H)
87	Cal Poly-Pomona	71 (H)
91	SIU-Edwardsville	66 (H)
60	Montana	61 (H)
69	Long Beach State	75 (A)
61	Oklahoma*	62 (A)
61	Iowa State*	62 (A)
75	Missouri*	62 (A)
58	Colorado	56 (H)
66	Iowa State	79 (H)
53	Nebraska	55 (A)
96	Kansas	69 (H)
77	Kansas (OT)	73 (A)
79	Missouri	83 (A)
62	Oklahoma	70 (H)
62	Iowa State	60 (A)
58	Nebraska	46 (H)
59	Colorado	57 (A)
59	Oklahoma State	50 (H)
58	Kansas	56 (A)
63	Missouri	67 (H)
52	Oklahoma	65 (A)
61	Nebraska (2OT)**	60 (A)
69	Oklahoma**	72 (A)

*Big 8 Preseason Tournament
**Big 8 Postseason Tournament

OKLAHOMA STATE 1978-79 RESULTS

Oklahoma State	Opponent	
57	Hawaii	52 (H)
78	Tusla	87 (A)
90	Pan American	78 (H)
70	Texas	85 (H)
91	Long Beach State	94 (H)
70	Oral Roberts	69 (A)
83	Texas Tech (OT)	85 (H)
104	Samford	85 (H)
64	Colorado*	66 (A)
63	Missouri*	58 (A)
87	Iowa State*	75 (A)
101	Roosevelt	84 (H)
73	Missouri	69 (A)
70	Kansas	82 (H)
59	Oklahoma	64 (A)
70	Iowa State	72 (A)
73	Kansas State (OT)	77 (H)
55	Colorado	63 (A)
66	Nebraska	57 (H)
71	Kansas	52 (A)
67	Oklahoma	74 (H)
61	Missouri	54 (H)
50	Kansas State	59 (A)
73	Iowa State	58 (H)
55	Colorado	53 (H)
67	Nebraska	78 (A)
70	Missouri**	92 (A)

*Big 8 Preseason Tournament
**Big 8 Postseason Tournament

COLORADO 1978-79 RESULTS

Colorado	Opponent	
54	Air Force	50 (H)
74	Stetson	71 (H)
100	Colorado Mines	78 (H)
66	South Dakota St.	62 (H)
73	Athletes-In-Action	96 (A)
72	Southern Methodist	70 (H)
70	Utah State	91 (A)
97	Denver University	70 (H)
78	Northern Colorado	56 (H)
72	San Jose State	71 (A)
66	Oklahoma State*	64 (A)
74	Nebraska*	61 (A)
66	Kansas*	72 (A)
56	Kansas State	58 (A)
64	Nebraska	61 (H)
59	Iowa State	60 (A)
64	Oklahoma	72 (A)
82	Missouri	69 (H)
63	Oklahoma State	55 (H)
51	Kansas	56 (A)
52	Nebraska	79 (A)
71	Iowa State	78 (H)
57	Kansas State	59 (H)
69	Missouri	81 (A)
62	Oklahoma	67 (H)
53	Oklahoma State	55 (A)
60	Kansas	71 (H)
57	Oklahoma**	72 (A)

*Big 8 Holiday Tournament
**Big 8 postseason tournament

BIG EIGHT 1978-79 RESULTS (Cont.)

OKLAHOMA 1978-79 RESULTS

Oklahoma	Opponent	
75	Oklahoma City	81 (H)
78	Baylord 75 (A)	
74	Arkansas	80 (A)
71	Texas	65 (H)
84	Louisiana Tech	68 (H)
92	Pepperdine	66 (H)
70	Auburn*	78 (A)
86	South Florida*	73 (A)
100	Cal St.-Bakersfield	75 (H)
62	Kansas State**	61 (A)
75	Kansas**	86 (A)
53	Nebraska**	69 (A)
68	Kansas	45 (H)
67	Missouri	73 (A)
64	Oklahoma State	59 (H)
72	Colorado	64 (H)
56	Nebraska	74 (A)
98	Iowa State	83 (H)
70	Kansas State	62 (A)
80	Missouri	76 (H)
74	Oklahoma State	67 (A)
62	Kansas	74 (A)
79	Nebraska	58 (H)
67	Colorado	62 (A)
65	Iowa State	66 (A)
65	Kansas State	52 (H)
77	Colorado	57 (H)
72	Kansas State***	68 (A)
80	Kansas***	65 (A)
90	Texas****	76 (A)
72	Indiana State****	93 (A)

*Big Sun Classic

**Big Eight Preseason Tournament

***Big 8 Postseason Tournament

****NCAA Tournament

KANSAS 1978-79 RESULTS

Kansas	Opponent	
84	Russian Nationals	87 (H)
91	Fairleigh Dickinson	68 (H)
81	Murray State	66 (H)
82	Boise State	68 (H)
90	Oral Roberts	77 (H)
66	Kentucky (OT)	67 (A)
71	Southern Methodist	64 (H)
83	Southern California (OT)	89 (A)
69	San Diego State	81 (A)
75	Iowa State*	55 (A)
86	Oklahoma*	75 (A)
72	Colorado*	66 (A)
45	Oklahoma	68 (A)
82	Oklahoma State	70 (A)
55	Missouri	58 (H)
69	Kansas State	96 (A)
80	Iowa State	71 (H)
64	Nebraska (OT)	66 (A)
56	Colorado	51 (H)
82	Oklahoma State	71 (H)
61	Michigan State	85 (A)
88	Missouri	85 (A)
74	Oklahoma	62 (H)
66	Iowa State	68 (A)
56	Kansas State	58 (H)
66	Nebraska	59 (H)
71	Colorado	60 (A)
91	Iowa State	70 (H)
76	Missouri**	73 (A)
65	Oklahoma**	80 (A)

*Big 8 Preseason

**Big 8 Postseason

MISSOURI 1978-79 RESULTS

Missouri	Opponent	
75	Butler	65 (H)
82	Eastern Kentucky*	81 (H)
68	Southern Illinois*	65 (H)
57	Illinois	69 (H)
57	Marquette	74 (A)
67	Cal.-St. Sacramento	53 (H)
58	Alabama	85 (H)
77	San Diego St. (OT)*	83 (A)
78	Arizona St.	98 (A)
56	Nebraska (OT)**	58 (A)
58	Oklahoma State**	63 (A)
62	Kansas State**	75 (A)
63	Oklahoma State	73 (H)
73	Oklahoma	67 (H)
58	Kansas	55 (A)
76	Nebraska	60 (H)
69	Colorado	82 (A)
83	Kansas State	79 (H)
84	Iowa State (OT)	80 (A)
76	Oklahoma	80 (A)
85	Kansas	88 (H)
54	Oklahoma State	61 (A)
81	Colorado	69 (H)
64	Nebraska	76 (A)
67	Kansas State	63 (A)
73	Iowa State	67 (H)
92	Oklahoma State***	70 (A)
73	Kansas***	76 (A)

*Show-Me Classic

**Big Eight Holiday Tournament

***Big Eight Postseason Tournament

Kansas City's Kemper Arena Site of the Big 8 Postseason Tournament



BIG 8 POST-SEASON TOURNAMENT BEGINS ITS FOURTH YEAR THIS SEASON

The Big Eight Conference's post-season tournament goes into its fourth year to decide the conference's representative to the NCAA Championships in 1979-80. The tournament will be a single-elimination play-off system to be conducted at the close of the regular season. The first round play-off games will be played on the campus of the first-division teams with the semifinals and final to be played in Kansas City at Kemper Arena. If there is a tie at the conclusion of the regular season, the first-round site and/or pairings will be determined by the Commissioner on the basis of regular-season competition between the teams involved. Pairings for the post-season affair are to be made on the basis of standings at the conclusion of the regular season, with the first place team playing the eighth place squad; number two vs. number seven, etc. Teams one, four, five and eight will make up one bracket with the other bracket consisting of the four remaining teams. The first round playoffs for this season are scheduled for February 26, 1980. The semi-finals and final are slated for February 29 and March 1.

Big 8 Postseason Tournament Champions

1977—Kansas State

1978—Missouri

1979—Oklahoma

1980 NCAA BASKETBALL CHAMPIONSHIP

Important Dates

Sunday, March 2, 1980	Invitations extended at 1:00 p.m. CST to at-large teams. Bracket seeding and first-round pairings announced at 2:00 p.m. CST at the NCAA national office building. (Times tentative.)
Thursday, March 6, 1980	First-round competition
Friday, March 7, 1980	First-round competition
Saturday, March 8, 1980	Second-round competition
Sunday, March 9, 1980	Second-round competition
Thursday, March 13, 1980	Mideast and West Region semifinal competition.
Friday, March 14, 1980	East and Midwest Region semifinal competition.
Saturday, March 15, 1980	Mideast and West Region final competition
Sunday, March 16, 1980	East and Midwest Region final competition
Saturday, March 22, 1980	National semifinal competition
Monday, March 24, 1980	National Collegiate Championship competition.

First/Second-Round Sites (March 6-8)

East	Greensboro Coliseum, Greensboro, North Carolina
Midwest	University of Nebraska, Lincoln, Nebraska
Mideast	Purdue University, Lafayette, Indiana
West	Weber State College, Ogden, Utah

First/Second-Round Sites (March 7-9)

East	Providence Civic Center, Providence, Rhode Island
Midwest	North Texas State University, Denton, Texas
Mideast	Western Kentucky University, Bowling Green, Kentucky
West	Arizona State University, Tempe, Arizona

Regional Sites (March 13 and 15)

Mideast	University of Kentucky, Rupp Arena, Lexington, Kentucky
West	University of Arizona, Tucson, Arizona

Regional Sites (March 14 and 16)

East	University of Pennsylvania, The Spectrum, Philadelphia, Pennsylvania
Midwest	University of Houston, The Summit, Houston, Texas

Championship Site and Draw (March 22 and 24)

Butler University, Market Square Arena, Indianapolis, Indiana — East vs. Midwest Mideast vs. West

Regional Automatic Qualification

East	Atlantic Coast Conference, East Coast Conference, Eastern Athletic Association, Eastern College Athletic Conference (three regional champions), Ivy Group, Southern Conference.
Mideast	Big Ten Conference, Mid-American Athletic Conference, Ohio Valley Conference, Southeastern Conference, Sun Belt Conference.
Midwest	Big Eight Conference, Metropolitan Collegiate Athletic Conference, Missouri Valley Conference, Southland Conference, Southwest Athletic Conference.
West	Big Sky Conference, Pacific Coast Athletic Association, Pacific-10 Conference, West Coast Athletic Conference, Western Athletic Conference.

A 32-team bracket was adopted by the NCAA in 1975 which permitted a second team from an automatic qualifying conference to become eligible for National Collegiate Championship competition as an at-large entry. The tournament bracket was expanded to 40 teams in 1979 and eight more institutions will receive invitations in 1980 to complete a 48-team field. All Division I allied conferences receive automatic qualification, and 16 teams will receive byes into the second round.

Each region will include 12 teams, and the first four seeded in each will receive byes to the second round. The No. 5 seed will play No. 9, No. 6 vs. No. 10, No. 7 plays No. 11 and No. 8 meets No. 12 in first-round competition. Second-round competition will bracket No. 1 against No. 8-No. 12, No. 2 vs. No. 7-No. 11, No. 3 facing No. 6-No. 10 and No. 4 playing the No. 5-No. 9 winner.

The 16 second-round winners qualify for regional competition and the eight winners advance to the finals in each region with the four champions competing for the National Collegiate Championship.

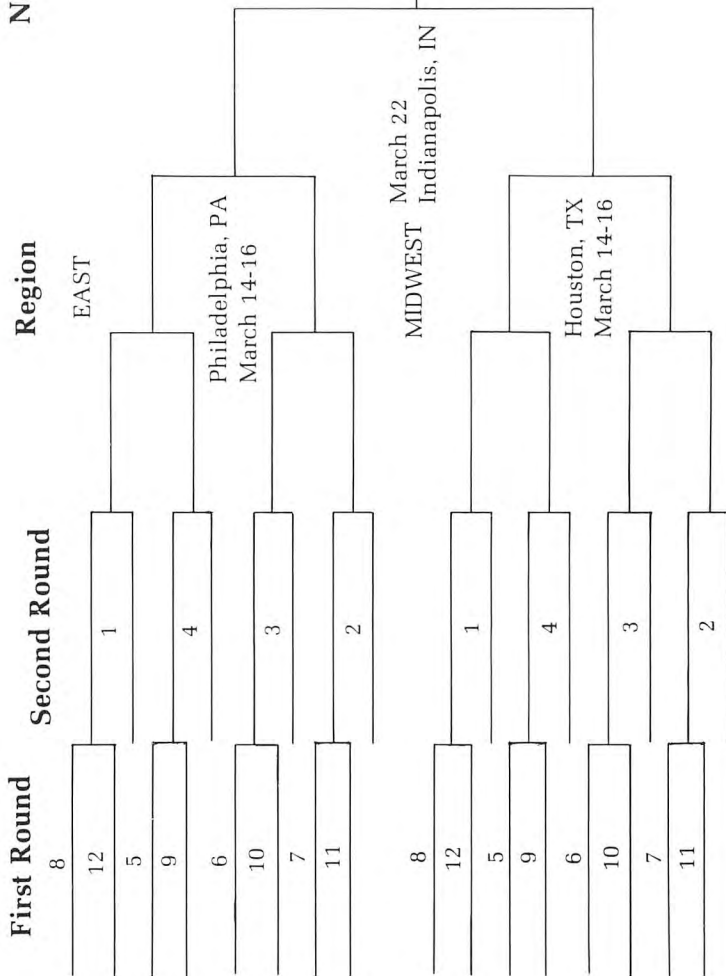
There is no limit on the number of teams the Division I Basketball Committee may select from one conference, and multiple teams from a conference may be placed anywhere in the bracket.

Twenty conference champions and three regional representatives from the Eastern College Athletic Conference automatically qualify for the championship play, and 25 teams will be selected and seeded by the NCAA basketball committee when it invites at-large entrees Sunday, March 2.

(See Bracket Next Page)

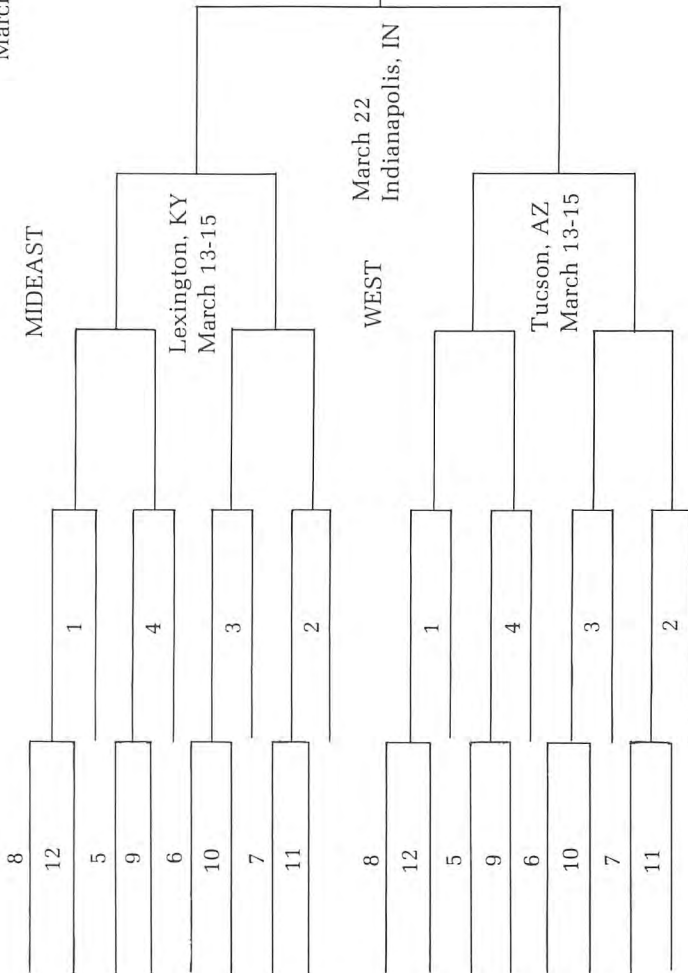
1980 NCAA CHAMPIONSHIP BRACKET

National Championship



March 24

March 24



1979-80 NEBRASKA BASKETBALL TRAVEL PLANS

PURDUE UNIVERSITY

Monday, December 10—Leave Lincoln 8:45 A.M. Frontier #140
Arrive Lafayette 12:03 P.M. Air Wisconsin #420

PRACTICE: 6:00 P.M.

HEADQUARTERS: West Lafayette Hilton Inn

Wednesday, December 12—Leave Lafayette 9:30 A.M. Air Wisconsin
#421
Arrive Lincoln 12:24 P.M. Frontier #141

UNIVERSITY OF MINNESOTA

Friday, December 14—Leave Lincoln 11:18 A.M. Air Wisconsin #902
Arrive Minneapolis 12:38 P.M.

PRACTICE: 5:00 P.M.

HEADQUARTERS: Bloomington Marriott Inn

Sunday, December 16—Leave Minneapolis 9:25 A.M. Braniff #141
Arrive Lincoln 12:09 P.M. Frontier #552

HAWAII CLASSIC

Sunday, December 23—Leave Lincoln United #927
Arrive Honolulu 5:05 P.M. United #193

HEADQUARTERS: The Moana Hotel

Tuesday, January 1—Leave Honolulu

UNIVERSITY OF IDAHO

Tuesday, January 1—Leave Honolulu 9:30 A.M. United #180
Arrive Spokane 8:44 P.M. United #756
Team will drive to Moscow, Idaho.

PRACTICE: 12:00 Noon

HEADQUARTERS: University Inn

Thursday, January 3—Leave Spokane 12:55 P.M. United #228
Arrive Lincoln 6:23 P.M. United #434

IOWA STATE UNIVERSITY

Tuesday, January 8—Leave Lincoln 2:30 P.M. (State Planes)
Arrive Ames 4:30 P.M.

PRACTICE: 6:00 P.M.

HEADQUARTERS: Gateway Center Motor Motel

Wednesday, January 9—Leave Ames 10:30 P.M.
Arrive Lincoln 12:30

UNIVERSITY OF COLORADO

Friday, January 18—Leave Lincoln 5:04 P.M. Frontier #106
Arrive Denver 6:15 P.M.

PRACTICE: 12:00 Noon Saturday
HEADQUARTERS: Harvest House (Boulder)
Sunday, January 20—Leave Denver 1:45 P.M. Frontier #85
Arrive Lincoln 3:45 P.M.

KANSAS STATE UNIVERSITY

Friday, January 25—Leave Lincoln 1:30 P.M. (Continental Bus)
Arrive Manhattan 5:00 P.M.

PRACTICE: 6:00 P.M.

HEADQUARTERS: Ramada Inn

Saturday, January 26—Leave Manhattan 10:30 P.M.
Arrive Lincoln 1:00 A.M.

UNIVERSITY OF MISSOURI

Friday, February 1—Leave Lincoln 2:00 P.M.
Arrive Columbia 4:30 P.M.

PRACTICE: 5:30 P.M.

HEADQUARTERS: Howard Johnson's Motor Lodge

Saturday, February 2—Leave Columbia 10:30 P.M.
Arrive Lincoln 12:30

UNIVERSITY OF KANSAS

Monday, February 4—Leave Lincoln 3:00 P.M.
Arrive Lawrence 4:00 P.M.

PRACTICE: 5:00 P.M.

HEADQUARTERS: Ramada Inn

Tuesday, February 5—Leave Lawrence 10:30 P.M.
Arrive Lincoln 11:45 P.M.

OKLAHOMA STATE UNIVERSITY

Tuesday, February 12—Leave Lincoln 2:00 P.M.
Arrive Stillwater 4:00 P.M.

PRACTICE: 5:30 P.M.

HEADQUARTERS: Holiday Inn

Wednesday, February 13—Leave Stillwater 10:30 P.M.
Arrive Lincoln 12:30

UNIVERSITY OF OKLAHOMA

Friday, February 22—Leave Lincoln 2:00 P.M.
Arrive Norman 4:00 P.M.

PRACTICE: 5:30 P.M.

HEADQUARTERS: Holiday Inn

Saturday, February 23—Leave Norman 10:30 P.M.
Arrive Lincoln 12:30 P.M.

BIG EIGHT CONFERENCE

1979-80 COMPOSITE BASKETBALL SCHEDULE

Nov. 8	(Exhibition) Russian National team at Colorado	Dec. 10	Roosevelt at Iowa State South Dakota/Vermillion at Kansas State Cal State/Bakersfield at Kansas Southern California at Missouri
Nov. 10	(Exhibition) Australian National Team at Oklahoma	Dec. 11	Oklahoma City University at Oklahoma State Midwestern (Tex.) State at Oklahoma Nebraska at Purdue
Nov. 15	(Exhibition) Yugoslavian National Team at Kansas	Dec. 12	Arizona State at Kansas State Adams State at Colorado Kentucky at Kansas Missouri at Butler
Nov. 23	(Exhibition) Estonian National Team at Oklahoma State	Dec. 13	Cal State/Bakersfield at Nebraska Oklahoma State at San Diego State
Nov. 24	(Exhibition) University of Windsor at Nebraska	Dec. 14	Oklahoma in Golden Gate Invit. at San Francisco (Utah, San Francisco, Pacific)
Nov. 29	(Exhibition) University of Windsor at Kansas State	Dec. 15	Oklahoma in Golden Gate Invit. Iowa at Iowa State Kansas State at Southern Illinois/ Carbondale Oklahoma State at Long Beach State Utah State at Colorado Northern Arizona at Missouri Nebraska at Minnesota
Nov. 30	St. Cloud at Iowa State Southwest Texas State at Missouri Texas Wesleyan at Oklahoma State South Dakota State at Nebraska	Dec. 17	Cal State/Bakersfield at Kansas State U.S. Invitational (San Diego) at Colorado Oral Roberts at Missouri
Dec. 1	Northern Iowa at Kansas State Houston Baptist at Oklahoma State New Mexico at Colorado Nevada/Reno at Kansas South Dakota State at Missouri Portland State at Nebraska North Carolina/Greensboro at Oklahoma	Dec. 18	Mississippi State at Iowa State
Dec. 3	Iowa State at Notre Dame Portland State at Kansas State Eastern Montana at Colorado Kansas at Oral Roberts Eastern Washington at Nebraska Loyola Marymount (Cal.) at Oklahoma	Dec. 19	Central State (Oklahoma) at Colorado Oklahoma at Pepperdine
Dec. 4	Tulsa at Oklahoma State Missouri at Illinois	Dec. 20	Eastern Montana at Iowa State
Dec. 5	Missouri/Kansas City at Iowa State Colorado at Air Force Kansas at Southern Methodist Oklahoma City at Kansas State	Dec. 21	Missouri vs St. Louis University at Cheekerdome, St. Louis Colorado State at Colorado
Dec. 6	Louisiana Tech at Oklahoma	Dec. 22	Nebraska/Omaha at Iowa State Oklahoma State at Pan American University Birmingham Southern at Kansas Alabama/Birmingham at Nebraska Southern Mississippi at Oklahoma Kansas State at Minnesota
Dec. 7	Oklahoma State in First Union Invit. at Charlotte, NC (Penn. NC/Charlotte, Davidson) Missouri in Show-Me Classic at Columbia (Arkansas State, Auburn, Geo. Washington)	Dec. 26	Iowa State in Gator Bowl Classic Oklahoma in All-College Tour. at Oklahoma City (Wyoming, North Texas State, Western Michigan, St. Francis (NY), Oklahoma City University, Louisiana Tech, San Jose State)
Dec. 8	Oklahoma State in First Union Invit. Missouri in Show-Me Classic Wisconsin/Parkside at Kansas State Colorado at Southern Methodist San Diego State at Kansas Creighton at Nebraska Oklahoma at Oklahoma City University Iowa State at Drake	Dec. 27	Oklahoma in All-College Tour. Iowa State in Gator Bowl Classic Arkansas Tech at Oklahoma State

	Colorado at Cal State/Long Beach Kansas at Pepperdine Nebraska in Hawaii Classic at Honolulu	Jan. 26	Missouri at Oklahoma Nebraska at Kansas State Colorado at Kansas Oklahoma State at Iowa State
Dec. 28	Nebraska in Hawaii Classic Oklahoma in All-College Tourn.	Jan. 30	Oklahoma at Nebraska Kansas State at Missouri Iowa State at Colorado Kansas at Oklahoma State
Dec. 29	Midwestern State (Texas) at Colorado Kansas at Arizona State Nebraska in Hawaii Classic Oklahoma in All-College Tourn.	Feb. 2	Kansas State at Oklahoma Oklahoma State at Colorado Nebraska at Missouri Iowa State at Kansas
Dec. 30	Nebraska in Hawaii Classic Kansas State at Arkansas/Fayetteville, in Pine Bluff	Feb. 5	Nebraska at Kansas
Dec. 31	Kansas at Arizona	Feb. 6	Oklahoma at Oklahoma State Colorado at Kansas State Missouri at Iowa State
Jan. 2	Cal State/Long Beach at Kansas State Nebraska at Idaho DePaul vs Missouri at Kansas City	Feb. 7	Kansas vs. Iowa at Madison Square Garden
Jan. 3	MacMurray at Iowa State Hardin-Simmons at Oklahoma State Redlands at Colorado	Feb. 9	Colorado at Oklahoma Oklahoma State at Kansas State Kansas at Missouri Iowa State at Nebraska
Jan. 4	Wisconsin/Oshkosh at Nebraska	Feb. 13	Oklahoma at Kansas Kansas State at Iowa State Missouri at Colorado Nebraska at Oklahoma State
Jan. 5	Kansas State at Louisville Stephen F. Austin at Oklahoma State Lamar at Missouri Angelo State (Texas) at Nebraska Oklahoma at Colorado Wisconsin/Oshkosh at Kansas	Feb. 16	Iowa State at Oklahoma Kansas at Kansas State Colorado at Nebraska Oklahoma State at Missouri
Jan. 8	Nebraska at Iowa State Kansas State at Oklahoma State Missouri at Kansas	Feb. 19	Iowa State at Oklahoma State
Jan. 12	Oklahoma at Kansas State Colorado at Oklahoma State Missouri at Nebraska Kansas at Iowa State	Feb. 20	Oklahoma at Missouri Kansas State at Nebraska Kansas at Colorado
Jan. 16	Oklahoma State at Oklahoma Kansas State at Colorado Iowa State at Missouri Kansas at Nebraska	Feb. 23	Nebraska at Oklahoma Missouri at Kansas State Colorado at Iowa State Oklahoma State at Kansas
Jan. 19	Oklahoma at Iowa State Kansas State at Kansas Nebraska at Colorado Missouri at Oklahoma State	Feb. 26	First Round, Post-Season Tournament at Campus Sites
Jan. 23	Kansas at Oklahoma Iowa State at Kansas State Colorado at Missouri Oklahoma State at Nebraska	Feb. 29	Semi-Final, Post-Season Tournament at Kansas City, Mo.
		Mar. 1	Final, Post-Season Tournament at Kansas City, Mo.

1981 BIG 8 BASKETBALL SCHEDULE

Jan. 14 (W)	Iowa State at Kansas Missouri at Oklahoma Kansas State at Nebraska Colorado at Oklahoma State	Jan. 21 (W)	Oklahoma at Iowa State Missouri at Kansas Oklahoma St. at Kansas State Colorado at Nebraska
Jan. 17 (S)	Iowa State at Missouri Kansas at Oklahoma Kansas State at Colorado Nebraska at Oklahoma State	Jan. 24 (S)	Iowa State at Oklahoma State Missouri at Nebraska Colorado at Kansas Kansas State at Oklahoma

1981 BIG 8 BASKETBALL SCHEDULE (Continued)

Jan. 28 (W)	Nebraska at Iowa State Oklahoma State at Missouri Kansas at Kansas State Oklahoma at Colorado	Feb. 14 (S)	Kansas at Iowa State Oklahoma at Missouri Nebraska at Kansas State Oklahoma State at Colorado
Jan. 31 (S)	Kansas State at Iowa State Colorado at Missouri Kansas at Nebraska Oklahoma at Oklahoma State	Feb. 18 (W)	Iowa State at Nebraska Missouri at Oklahoma State Kansas State at Kansas Colorado at Oklahoma
Feb. 4 (W)	Iowa State at Colorado Missouri at Kansas State Oklahoma State at Kansas Nebraska at Oklahoma	Feb. 21 (S)	Oklahoma State at Iowa State Nebraska at Missouri Kansas at Colorado Oklahoma at Kansas State
Feb. 7 (S)	Missouri at Iowa State Oklahoma at Kansas Colorado at Kansas State Oklahoma State at Nebraska	Feb. 25 (W)	Iowa State at Kansas State Missouri at Colorado Nebraska at Kansas Oklahoma St. at Oklahoma
Feb. 11 (W)	Iowa State at Oklahoma Kansas at Missouri Kansas State at Oklahoma St. Nebraska at Colorado	Feb. 28 (S)	Colorado at Iowa State Kansas State at Missouri Kansas at Oklahoma State Oklahoma at Nebraska

1982 BIG 8 BASKETBALL SCHEDULE

Jan. 13 (W)	Oklahoma State at Missouri Kansas at Nebraska Iowa State at Kansas State Oklahoma at Colorado	Feb. 6 (S)	Kansas at Oklahoma State Nebraska at Missouri Oklahoma at Iowa State Colorado at Kansas State
Jan. 16 (S)	Oklahoma State at Kansas Missouri at Nebraska Iowa State at Oklahoma Kansas State at Colorado	Feb. 10 (W)	Oklahoma State at Nebraska Missouri at Kansas Iowa State at Colorado Kansas State at Oklahoma
Jan. 20 (W)	Nebraska at Oklahoma State Kansas at Missouri Colorado at Iowa State Oklahoma at Kansas State	Feb. 13 (S)	Missouri at Oklahoma State Nebraska at Kansas Kansas State at Iowa State Colorado at Oklahoma
Jan. 23 (S)	Oklahoma State at Colorado Kansas at Kansas State Oklahoma at Missouri Iowa State at Nebraska	Feb. 17 (W)	Iowa State at Missouri Oklahoma at Nebraska Oklahoma State at Kansas State Kansas at Colorado
Jan. 27 (W)	Kansas State at Oklahoma State Colorado at Kansas Missouri at Iowa State Nebraska at Oklahoma	Feb. 20 (S)	Colorado at Oklahoma State Kansas State at Kansas Missouri at Oklahoma Nebraska at Iowa State
Jan. 30 (S)	Iowa State at Oklahoma State Oklahoma at Kansas Missouri at Kansas State Nebraska at Colorado	Feb. 24 (W)	Oklahoma State at Iowa State Kansas at Oklahoma Kansas State at Missouri Colorado at Nebraska
Feb. 3 (W)	Oklahoma State at Oklahoma Kansas at Iowa State Colorado at Missouri Kansas State at Nebraska	Feb. 27 (S)	Oklahoma at Oklahoma State Iowa State at Kansas Missouri at Colorado Nebraska at Kansas State

NEBRASKA 2-YEAR BIG 8 BASKETBALL SCHEDULE

1981			1982		
Jan.	14	Kansas State at Nebraska	Jan.	13	Kansas at Nebraska
	17	Nebraska at Oklahoma State		16	Missouri at Nebraska
	21	Colorado at Nebraska		20	Nebraska at Oklahoma State
	24	Missouri at Nebraska		23	Iowa State at Nebraska
	28	Nebraska at Iowa State		27	Nebraska at Oklahoma
	31	Kansas at Nebraska		30	Nebraska at Colorado
Feb.	4	Nebraska at Oklahoma	Feb.	3	Kansas State at Nebraska
	7	Oklahoma State at Nebraska		6	Nebraska at Missouri
	11	Nebraska at Colorado		10	Oklahoma State at Nebraska
	14	Nebraska at Kansas State		13	Nebraska at Kansas
	18	Iowa State at Nebraska		17	Oklahoma at Nebraska
	21	Nebraska at Missouri		20	Nebraska at Iowa State
	25	Nebraska at Kansas		24	Colorado at Nebraska
	28	Oklahoma at Nebraska		27	Nebraska at Kansas State

1980 BIG EIGHT TELEVISION SERIES

Saturday afternoon schedule (times indicated at Central Standard Time.)

January	5	Oklahoma at Colorado	(12:00 Noon)
January	12	Missouri at Nebraska	(1:10 p.m.)
January	19	Oklahoma at Iowa State	(12:30 p.m.)
January	26	Oklahoma State at Iowa State	(2:30 p.m.)
February	2	Kansas State at Oklahoma	(2:30 p.m.)
February	9	Kansas at Missouri	(1:30 p.m.)
February	16	Kansas at Kansas State	(1:30 p.m.)
February	23	Wildcard game	(2:30 p.m.)

Weeknight schedule (games begin at 8:10 p.m., Central Standard Time.)

January	9	Missouri at Kansas
January	16	Kansas at Nebraska
January	23	Colorado at Missouri
January	30	Kansas State at Missouri
February	6	Oklahoma at Oklahoma State
February	13	Oklahoma at Kansas
February	20	Wildcard game
February	26	First round playoff game

NEBRASKA'S 100-POINT GAMES

Date	Opponent	Site	NU	Opp.
Dec. 1, 1965	Wisconsin	Madison, Wis.	101	88
Dec. 12, 1966	Washington State	Lincoln	100	75
Jan. 2, 1967	Sweden Nationals*	Lincoln	103	78
Dec. 4, 1967	Fullerton State	Lincoln	111	74
Jan. 27, 1968	Oklahoma	Lincoln	110	90
Dec. 14, 1970	Nevada-Reno	Lincoln	116	71
Dec. 23, 1977	Montana State	Lincoln	104	60

BIG EIGHT SERIES HISTORY

Key: (H)—Home Games, (A)—Away, (B)—Big 8 Tournament, (OT)—Overtime

IOWA STATE SERIES RECORD

Games: 166 Won by Nebraska—98 Won by Iowa State—68

Year	Games in the Sports Center: 2		Won by Nebraska—1		Won by Iowa State—2			
	Neb.	ISU	Year	Neb.	ISU	Year	Neb.	ISU
1908-09	42	20	1930-31	31	19 (H)		47	59 (A)
	40	21		28	42 (A)		67	58 (H)
	16	22	1931-32	28	24 (A)	1957-58	51	61 (B)
1909-10	31	17		32	33 (H)		52	57 (H)
	24	21	1932-33	25	30 (H)		63	78 (A)
	29	26		43	16 (A)	1958-59	52	49 (H)
	23	34	1933-34	37	31 (A)		56	59 (A)
1910-11	17	18		26	21 (H)	1959-60	53	57 (A)
	41	20	1934-35	32	31 (H)		69	49 (H)
	31	33		14	22 (A)	1960-61	58	66 (H)
	27	31	1935-36	40	41 (A)		62	68 (A)
1911-12	22	19		49	20 (H)	1961-62	72	84 (A)
	33	12	1936-37	45	33 (H)		66	79 (H)
	40	14		48	31 (A)	1962-63	68	82 (B)
	31	21	1937-38	35	32 (A)		69	83 (A)
1912-13	31	12		50	23 (H)		54	75 (H)
	29	12	1938-39	51	44 (H)	1963-64	55	52 (A)
	16	10		28	41 (A)		57	55 (H)
	28	8	1939-40	44	28 (H)	1964-65	62	69 (B)
1913-14	24	12		33	40 (A)		88	79 (H)
	15	9	1940-41	38	35 (A)		69	65 (A)
	16	3		41	36 (H)	1965-66	76	74 (A)
	24	16	1941-42	33	39 (A)		81	70 (H)
1914-15	41	13		39	31 (H)	1966-67	94	82 (H)
	32	15	1942-43	38	50 (A)		76	55 (A)
	25	12		51	36 (H)	1967-68	70	85 (A)
	24	12	1943-44	24	56 (H)		(OT) 92	93 (H)
1915-16	11	25		37	58 (A)	1968-69	(OT) 93	99 (A)
	35	21	1944-45	38	50 (H)		(OT) 74	75 (H)
	31	14		45	47 (A)	1969-70	74	66 (B)
	23	14	1945-46	39	57 (A)		70	72 (A)
1916-17	29	17		45	57 (H)		87	81 (H)
	7	19	1946-47	54	51 (B)	1970-71	84	62 (H)
	17	24		44	61 (A)		69	67 (A)
	22	24		54	56 (H)	1971-72	76	71 (H)
1920-21	24	21	1947-48	44	55 (A)		67	76 (A)
	30	38		62	57 (H)	1972-73	64	75 (B)
	33	16	1948-49	71	50 (H)		60	81 (A)
	37	11		44	41 (A)		76	82 (H)
1921-22	21	14	1949-50	85	67 (B)	1973-74	(3OT) 91	88 (H)
	7	26		64	46 (H)		58	76 (A)
	21	15		56	54 (A)	1974-75	75	62 (H)
1922-23	17	21	1950-51	51	49 (H)		69	82 (A)
	18	16		51	67 (A)	1975-76	66	56 (A)
	27	14	1951-52	66	75 (B)		82	66 (H)
1924-25	37	17 (H)		72	78 (A)	1976-77	75	55 (B)
	28	13 (A)		75	53 (H)		49	48 (A)
	18	13 (H)	1952-53	83	79 (B)		66	51 (H)
1925-26	27	12 (A)		60	78 (H)	1977-78	59	65 (H)
	35	19		66	93 (A)		62	56 (A)
	24	26	1953-54	74	60 (A)	1978-79	72	68 (A)
1926-27	37	26 (H)		78	65 (H)		46	48 (H)
	32	26 (A)	1954-55	76	63 (H)	Total	7,864	7,450
	45	39 (H)		75	82 (A)			
1927-28	33	37 (A)	1955-56	(OT) 69	71 (H)			
	32	22 (A)		74	94 (A)			
1929-30	52	50 (H)	1956-57	69	89 (B)			

COLORADO SERIES RECORD

Games: 82 Won by Nebraska—36 Won by Colorado—46

Games in the Sports Center: 3 Won by Nebraska—3 Won by Colorado—0
Games in the Coliseum: 30 Won by Nebraska—22 Won by Colorado—8

Year	Neb.	C.U.	Year	Neb.	C.U.	Year	Neb.	C.U.
1902-03	28	12	1957-58	50	41 (H)	1968-69	81	83 (A)
1919-20	27	16		52	54 (A)		79	65 (H)
	24	17	1958-59	50	54 (B)	1969-70	60	72 (B)
1937-38	29	18 (H)		50	57 (H)		60	58 (H)
1947-48	59	55 (A)		62	61 (H)		59	76 (A)
	58	53 (H)	1959-60	55	64 (B)	1970-71	77	67 (B)
1948-49	45	43 (H)		57	62 (A)		65	63 (A)
	56	45 (A)		54	58 (H)		85	71 (H)
1949-50	57	67 (B)	1960-61	65	61 (H)	1971-72	67	55 (H)
	59	72 (A)		* 1	0 (A)		57	67 (A)
	59	49 (H)	1961-62	56	58 (H)	1972-73	59	67 (A)
1950-51	45	51 (A)		63	74 (A)		63	71 (A)
	58	45 (H)	1962-63	47	59 (B)	1973-74	64	65 (A)
1951-52	63	68 (B)		47	75 (H)		65	42 (H)
	63	61 (H)		51	80 (A)	1974-75	85	59 (H)
	65	67 (A)	1963-64	58	80 (B)		81	82 (A)
1952-53	53	67 (B)		52	60 (H)	1975-76	66	64 (A)
	80	65 (A)		73	89 (A)		80	61 (H)
	78	86 (H)	1964-65	62	70 (B)	1976-77	50	55 (B)
1953-54	67	75 (H)		52	67 (A)		69	54 (H)
	58	83 (A)		66	59 (H)		73	62 (A)
1954-55	47	89 (B)	1965-66	70	63 (H)	1977-78	64	73 (A)
	84	77 (H)		88	95 (A)		86	75 (H)
	66	77 (A)	1966-67	66	73 (B)	1978-79	61	74 (B)
1955-56	63	78 (H)		84	80 (H)		61	64 (A)
	52	77 (H)		57	64 (A)		79	52 (H)
1956-57	74	52 (H)	1967-68	87	73 (H)	Total	4,997	5,109
	56	60 (A)		73	76 (A)			

*Colorado forfeit—NCAA Ruling

OKLAHOMA STATE SERIES RECORD

Games: 62 Won by Nebraska—38 Won by Oklahoma State—24

Games in the Sports Center: 4 Won by Nebraska—4 Won by Okla. St.—0
Games in the Coliseum: 20 Won by Nebraska—15 Won by Oklahoma State—5

Year	Neb.	OSU	Year	Neb.	OSU	Year	Neb.	OSU
1926-27	24	27 (A)	1964-65	61	74 (B)	1973-74	69	62 (B)
	35	25 (H)		54	93 (A)		66	79 (A)
1927-28	21	32 (H)		53	55 (H)		71	63 (H)
	43	47 (A)	1965-66	45	41 (A)	1974-75	73	58 (H)
1935-36	* 19	36		85	64 (H)		59	58 (A)
1947-48	46	47 (B)	1966-67	73	64 (B)	1975-76	56	49 (B)
1948-49	** 35	52		67	57 (A)		52	48 (A)
1958-59	55	48 (B)		88	71 (H)		60	54 (H)
	47	44 (H)	1967-68	48	46 (B)	1976-77	66	54 (H)
	39	54 (A)		63	62 (A)		60	62 (A)
1959-60	47	52 (A)		82	73 (H)	1977-78	70	58 (B)
	54	47 (H)	1968-69	52	76 (H)		63	57 (H)
1960-61	70	61 (B)		63	72 (A)		67	56 (A)
	47	55 (A)	1969-70	58	81 (A)		*** 71	63 (H)
	61	65 (H)		61	55 (H)	1978-79	57	66 (A)
1961-62	52	51 (B)	1970-71	71	58 (B)		76	67 (H)
	57	56 (H)		80	59 (H)	Total	3,607	3,619
	64	65 (A)		57	55 (A)			
1962-63	41	51 (A)	1971-72	64	56 (B)			
	49	48 (H)		73	59 (H)			
1963-64	54	53 (H)		64	63 (A)			
	45	81 (A)	1972-73	73	75 (B)			
				55	68 (H)			
				76	64 (A)			

* Pre-Olympic at Kansas City, Mo.

** NCAA Playoff at Kansas City, Mo.

*** Big Eight Postseason

KANSAS STATE SERIES RECORD

Games: 150 Won by Nebraska—63 Won by Kansas State—87

Games in the Sports Center: 3 Won by Nebraska—2 Won by Kansas St.—1
Games in the Coliseum: 51 Won by Nebraska—30 Won by Kansas State—21

Year	Neb.	KSU	Year	Neb.	KSU	Year	Neb.	KSU
1905-06	50	14	1939-40	25	32 (A)	1961-62	48	60 (B)
1907-08	36	18		61	28 (H)		53	72 (A)
1908-09	38	31	1940-41	33	23 (H)		60	84 (H)
1909-10	16	27		32	35 (A)	1962-63	53	66 (A)
	17	28	1941-42	44	38 (H)		60	72 (H)
1911-12	26	25		35	38 (A)	1963-64	78	100 (B)
1912-13	27	16	1942-43	41	32 (A)		66	73 (H)
1914-15	26	19		(OT) 50	47 (H)		48	50 (A)
	26	20	1943-44	54	47 (H)	1964-65	62	57 (A)
1915-16	21	20		37	40 (A)		67	79 (H)
	26	25	1944-45	* 46	49	1965-66	82	71 (A)
1916-17	13	45		48	70 (A)		79	69 (H)
	10	34		47	55 (H)	1966-67	81	98 (B)
1917-18	31	23	1945-46	* 62	47		67	59 (A)
	16	26		44	37 (H)		79	71 (H)
1918-19	32	34		49	54 (A)	1967-68	66	62 (B)
	21	30	1946-47	54	63 (A)		62	78 (A)
1921-22	25	24		54	50 (H)		92	68 (H)
	21	13	1947-48	45	64 (H)	1968-69	72	95 (A)
1922-23	21	15		49	56 (A)		88	71 (H)
	14	17	1948-49	34	48 (B)	1969-70	64	71 (H)
1923-24	27	14		70	48 (H)		62	79 (A)
	23	26		28	53 (A)	1970-71	69	70 (A)
1924-25	23	11 (A)	1949-50	65	63 (H)		87	71 (H)
	32	20 (H)		60	63 (A)	1971-72	61	60 (H)
1925-26	26	41 (A)	1950-51	53	72 (B)		(ot) 76	81 (A)
	21	28 (H)		50	79 (H)	1972-73	55	82 (H)
1926-27	23	34		48	74 (A)		70	97 (A)
	26	24	1951-52	67	87 (B)	1973-74	47	68 (B)
1927-28	24	29 (H)		36	71 (A)		65	73 (H)
	22	28 (A)		60	75 (H)	1974-75	58	54 (A)
1928-29	21	30 (A)	1952-53	80	67 (H)		63	80 (B)
	62	45 (H)		80	108 (A)		74	61 (H)
1929-30	41	39 (A)	1953-54	78	74 (B)		64	65 (A)
	42	46 (H)		88	75 (H)	1975-76	65	59 (A)
1930-31	37	31 (A)		70	91 (A)		53	65 (H)
	30	32 (H)	1954-55	69	59 (H)	1976-77	52	57 (H)
1931-32	20	32 (A)		62	79 (A)		62	67 (A)
	32	26 (H)	1955-56	51	79 (B)	1977-78	60	69 (B)
1932-33	31	25 (H)		52	66 (H)		77	63 (A)
	30	36 (A)		50	73 (A)		63	50 (H)
1933-34	24	25 (A)	1956-57	53	89 (A)	1978-79	55	53 (H)
	38	31 (H)		56	81 (H)		46	58 (A)
1934-35	41	47 (A)	1957-58	57	88 (B)		(OT) **60	61 (A)
	28	21 (H)		59	74 (A)	Total	7,289	7,903
1935-36	43	30 (H)		55	48 (H)			
	40	32 (A)	1958-59	43	50 (H)			
1936-37	41	38 (A)		54	76 (A)			
	40	37 (H)	1959-60	63	71 (B)			
1937-38	46	32 (H)		70	60 (H)			
	29	41 (A)		74	83 (A)			
1938-39	38	43 (A)	1960-61	67	77 (H)			
	42	34 (H)		56	75 (A)			

* at Kansas City, Mo.
** Big 8 Post Season

MISSOURI SERIES RECORD

Games: 144 Won by Nebraska—68 Won by Missouri—76

Games in the Sports Center: 3 Won by Nebraska—3 Won by Missouri—0
 Games in the Coliseum: 51 Won by Nebraska—31 Won by Missouri—20

Year	Neb.		Year	Neb.		Year	Neb.		M.U.
	Neb.	M.U.		M.U.	M.U.		Neb.	M.U.	
1907-08	43	31	1940-41	40	29 (H)	1961-62	65	63 (A)	
1908-09	24	26		38	36 (A)		63	81 (H)	
1910-11	26	39	1941-42	51	45 (H)	1962-63	61	69 (H)	
	19	16		41	40 (A)		72	84 (A)	
	30	23	1942-43	39	36 (A)	1963-64	74	69 (H)	
	20	23		56	50 (H)		60	78 (A)	
1916-17	16	18	1943-44	32	36 (H)	1964-65	74	92 (H)	
	7	18		29	44 (A)		66	84 (A)	
1917-18	8	16	1944-45	41	47 (H)	1965-66	(OT) 69	67 (B)	
1918-19	35	25		54	55 (A)		82	60 (H)	
	28	13	1945-46	* 54	63 (A)		71	53 (A)	
	28	26		44	42 (A)	1966-67	99	82 (H)	
	21	14		42	39 (H)		80	73 (A)	
1921-22	31	46	1946-47	41	47 (A)	1967-68	75	66 (H)	
	16	55		49	60 (H)		70	91 (A)	
1922-23	18	33	1947-48	46	44 (B)	1968-69	76	70 (B)	
	23	39		54	66 (H)		87	71 (H)	
1923-24	24	18		41	47 (A)		60	79 (A)	
	31	11	1948-49	50	52 (B)	1969-70	60	48 (H)	
1924-25	20	25 (A)		47	46 (H)		63	80 (A)	
	24	21 (H)		52	48 (A)	1970-71	81	72 (H)	
1925-26	24	26 (H)	1949-50	50	41 (H)		65	77 (A)	
	22	24 (A)		55	48 (A)	1971-72	64	76 (B)	
1926-27	35	23	1950-51	54	52 (B)		65	80 (A)	
	27	22		54	52 (H)		54	61 (H)	
1927-28	15	36 (A)		57	68 (A)	1972-73	65	78 (H)	
	36	26 (H)	1951-52	55	60 (H)		70	86 (A)	
1928-29	25	30 (H)		53	68 (A)	1973-74	75	58 (H)	
	39	33 (A)	1952-53	73	62 (H)		88	87 (A)	
1929-30	21	27 (A)		59	66 (A)	1974-75	74	88 (A)	
	34	31 (H)	1953-54	57	72 (B)		80	77 (H)	
1930-31	42	32 (H)		80	72 (H)	1975-76	57	62 (H)	
	20	33 (A)		67	82 (A)	(OT) 84	95 (A)		
1931-32	18	30 (A)	1954-55	58	75 (B)	1976-77	63	76 (A)	
	28	32 (H)		59	67 (A)		60	58 (H)	
1932-33	33	37 (A)		73	76 (H)	1977-78	56	55 (H)	
	31	39 (H)	1955-56	66	71 (B)		52	74 (A)	
1933-34	26	36 (A)		83	77 (H)		** 58	61 (B)	
	34	27 (H)		80	88 (A)	1978-79	(OT) 58	56 (B)	
1934-35	31	32 (A)	1956-57	70	65 (B)		60	76 (A)	
	21	23 (H)		84	65 (A)		76	64 (H)	
1935-36	31	26 (H)		53	49 (H)	Total	7,534	7,491	
	43	33 (A)	1957-58	54	55 (A)				
1936-37	31	22 (A)		67	62 (H)				
	50	21 (H)	1958-59	81	69 (H)				
1937-38	18	27 (H)		81	79 (A)				
	30	38 (A)	1959-60	78	67 (B)				
1938-39	41	54 (A)		61	69 (A)				
	36	46 (H)		64	59 (H)				
1939-40	33	46 (A)	1960-61	90	72 (B)				
	40	41 (H)		62	48 (H)				
				76	97 (A)				

* at Kansas City, Mo.
 ** Big Eight Postseason

OKLAHOMA SERIES RECORD

Games: 131 Won by Nebraska—63 Won by Oklahoma—68

Year	Games in the Sports Center: 3		Won by Nebraska—1		Won by Oklahoma—2			
	Neb.	O.U.	Year	Neb.	O.U.	Year	Neb.	O.U.
1920-21	34	20	1944-45	37	44 (H)	1964-65	82	89 (A)
	32	21		45	48 (A)		67	63 (H)
1921-22	21	29	1945-46	48	70 (A)	1965-66	92	79 (B)
	39	34		44	51 (H)		86	78 (H)
1922-23	25	19	1946-47	52	63 (B)		85	81 (A)
	25	31		44	41 (H)	1966-67	87	99 (A)
1923-24	35	21		49	63 (A)		97	78 (H)
	20	32	1947-48	57	79 (A)	1967-68	75	65 (B)
1924-25	23	18 (A)		74	81 (H)		110	90 (H)
	31	17 (H)	1948-49	45	47 (A)		89	83 (A)
1926-27	37	29		49	56 (H)	1968-69	70	47 (B)
	36	26		57	56		90	83 (H)
1927-28	36	38 (H)	1949-50	57	55 (A)		70	64 (A)
	28	43 (A)		48	64 (H)	1969-70	70	60 (A)
1928-29	20	29 (A)	1950-51	49	72 (A)		79	66 (H)
	34	39 (H)		46	44 (H)	1970-71	67	79 (A)
1929-30	35	30 (H)	1951-52	67	66 (H)		56	65 (H)
	47	37 (A)		59	65 (A)	1971-72	84	68 (B)
1930-31	36	30 (A)	1952-53	59	53 (A)		77	70 (H)
	41	30 (H)		70	78 (H)		70	72 (A)
1931-32	34	37 (H)	1953-43	70	86 (B)	1972-73	74	67 (H)
	32	46 (A)		76	72 (H)		59	67 (A)
1932-33	35	39 (A)		68	76 (A)	1973-74	63	58 (H)
	27	38 (H)	1954-55	75	67 (H)		68	85 (A)
1933-34	36	44 (H)		76	78 (A)	1974-75	75	64 (B)
	23	53 (A)	1955-56	(OT) 68	61 (A)		68	61 (A)
1934-35	32	38 (A)		(OT) 64	63 (H)		(OT) 57	65 (H)
	32	24 (H)	1956-57	53	55 (A)	1975-76	75	53 (B)
1935-36	40	33 (A)		64	55 (H)		68	67 (H)
	55	28 (H)	1957-58	57	54 (H)		60	65 (A)
1936-37	31	34 (H)		39	66 (A)	1976-77	66	56 (B)
	33	29 (A)	1958-59	60	43 (B)		58	65 (H)
1937-38	48	50 (A)		48	54 (A)		62	72 (A)
	52	42 (H)		54	65 (H)	1977-78	75	68 (B)
1938-39	39	56 (A)	1959-60	54	63 (A)		78	64 (A)
	45	53 (H)		49	50 (H)		68	74 (H)
1939-40	41	56 (H)	1960-61	58	69 (A)	1978-79	69	53 (B)
	28	45 (A)		83	61 (H)		74	56 (H)
1940-41	29	40 (H)	1961-62	57	56 (H)		58	79 (A)
	43	42 (A)		71	69 (A)	Total	7,228	7,342
1941-42	29	37 (A)	1962-63	93	86 (B)			
	41	46 (H)		77	84 (A)			
1942-43	32	56 (H)		75	77 (H)			
	48	65 (A)	1963-63	66	75 (B)			
1943-44	35	45 (A)		76	69 (H)			
	32	43 (H)		76	82 (A)			

* NCAA Playoff at Kansas City, Mo.

KANSAS SERIES RECORD

Games: 172 Won by Nebraska—55* Won by Kansas—117

Games in the Sports Center: 3			Won by Nebraska—3		Won by Kansas—0				
Games in the Coliseum: 52			Won by Nebraska—18		Won by Kansas—34				
Year	Neb.	K.U.	Year	Neb.	K.U.	Year	Neb.	K.U.	
1897-1898*			1931-32	31	34 (H)	1959-60	47	60 (H)	
1899-1900	48	8 (H)		19	51 (A)		74	79 (A)	
1901-02	35	29 (A)	1932-33	29	32 (A)	1960-61	53	76 (B)	
1902-03	23	19 (H)		20	34 (H)		33	38 (H)	
1905-06	17	37 (H)	1933-34	24	21 (H)		69	68 (A)	
1906-07	32	19 (A)		24	25 (A)	1961-62	68	69 (B)	
1907-08	20	17 (A)	1934-35	21	32 (A)		69	67 (A)	
	23	21 (A)		24	32 (H)		70	73 (H)	
	26	28 (H)	1935-36	23	45 (A)	1962-63	53	72 (A)	
	25	28 (H)		36	43 (H)		39	45 (H)	
1908-09	17	36 (A)	1936-37	22	27 (A)	1963-64	48	74 (A)	
	13	48 (A)		37	32 (H)		55	64 (H)	
	13	18 (H)	1937-38	33	48 (A)	1964-65	56	66 (H)	
**	22	28		47	50 (H)		62	71 (A)	
**	15	24	1938-39	48	37 (H)	1965-66	61	71 (B)	
	32	29 (A)		46	49 (A)		83	75 (H)	
1909-10	17	33 (A)	1939-40	24	40 (A)		73	110 (A)	
	16	40 (A)		41	48 (H)	1966-67	58	84 (A)	
	20	40 (H)	1940-41	38	44 (A)		57	64 (H)	
	13	40 (H)		53	55 (H)	1967-68	60	71 (A)	
1910-11	15	11 (A)	1941-42	32	51 (H)		76	89 (H)	
	12	37 (A)		30	58 (A)	1968-69	56	82 (B)	
	34	24 (H)	1942-43	24	56 (H)		52	56 (H)	
	38	26 (H)		33	52 (A)		73	79 (A)	
1911-12	30	26 (A)	1943-44	27	51 (A)	1969-70	78	73 (B)	
	49	21 (H)		47	56 (H)		84	73 (H)	
	29	28 (H)	1944-45	33	48 (A)		87	100 (A)	
	30	27 (A)		59	45 (H)	1970-71	52	72 (B)	
1912-13	40	26 (H)	1945-46	44	56 (H)		67	81 (H)	
	18	16 (A)		30	72 (A)		54	59 (A)	
	***	24	1946-47	48	46 (H)	1971-72	(OT) 55	57 (A)	
1914-15	17	45 (A)		37	69 (A)		99	78 (H)	
	23	30 (A)	1947-48	60	64 (B)	1972-73	74	72 (B)	
1915-16	34	33 (H)		61	57 (A)		59	46 (A)	
	40	27 (H)		70	64 (H)		62	59 (H)	
1916-17	21	19 (A)	1948-49	52	34 (H)	1973-74	66	75 (B)	
	10	30 (A)		49	39 (A)		64	79 (A)	
1917-18	24	23 (H)	1949-50	57	56 (H)		46	51 (H)	
	25	31 (H)		36	49 (A)	1974-75	62	63 (B)	
1918-19	7	31 (A)	1950-51	47	63 (B)		44	72 (A)	
	29	24 (A)		41	66 (A)		(2OT) 77	79 (H)	
1921-22	15	25 (H)		52	61 (H)	1975-76	66	69 (B)	
	18	41 (A)	1951-52	66	69 (H)		57	54 (H)	
1922-23	20	30 (A)		52	90 (A)	1976-77	62	58 (A)	
	15	36 (H)	1952-53	66	73 (B)		60	57 (H)	
1923-24	18	19 (A)		59	65 (H)		66	74 (A)	
	10	13 (H)		58	77 (A)	1977-78	***	58	61 (A)
1924-25	20	25 (H)	1953-54	68	79 (A)		62	58 (H)	
	20	28 (A)		62	67 (H)	1978-79	(OT) 66	64 (H)	
1925-26	14	25 (H)	1954-55	66	69 (B)		59	66 (A)	
	17	30 (A)		66	62 (H)	Total	7,282	8,461	
1926-27	27	24 (A)		66	55 (A)				
	25	34 (H)	1955-56	56	80 (A)				
1927-28	27	33 (A)		56	60 (H)				
	32	28 (H)	1956-57	54	69 (H)				
1928-29	30	29 (H)		60	87 (A)				
	37	31 (A)	1957-58	46	102 (A)				
1929-30	20	27 (A)		43	41 (H)				
	35	36 (H)	1958-59	55	63 (H)				
1930-31	31	30 (A)		50	66 (A)				
	29	34 (H)							

* KU doesn't count the 1897-98 game

** at Kansas City, Kan.

*** at Manhattan, Kan.

**** Big 8 Postseason

BIG EIGHT SERIES RECORDS

Nebraska vs. Colorado—

Consecutive wins (year ended): Nebraska 8 (1949-50, first eight games of series); Colorado 11 (1964-65).

Points scored: Nebraska 88, at Boulder, Mar. 5, 1966; Colorado 95, at Boulder, Mar. 5, 1966.

Combined score: 183, Colorado 95, Nebraska 88, at Boulder, Mar. 5, 1966.

Winning margin: Nebraska 27, in Lincoln, Feb. 3, 1979 (79-52); Colorado 42, at Big 8 Tournament, Dec. 29, 1954 (89-47).

Nebraska vs. Iowa State—

Consecutive wins (year ended): Nebraska 9 (1914-15); Iowa State 7 (1962-63).

Points scored: Nebraska 94, in Lincoln, Feb. 11, 1967; Iowa State 99, at Ames, Jan. 25, 1969.

Combined score: 192, Iowa State 99, Nebraska 93, at Ames, Jan. 25, 1969.

Winning margin: Nebraska 29, in Lincoln, Feb. 15, 1936 (49-20); Iowa State 32, in Lincoln, Jan. 8, 1944 (58-35).

Nebraska vs. Kansas—

Consecutive wins (year ended): Nebraska 8 (1912-13); Kansas 12 (twice, 1944-45, 1954-55).

Points scored: Nebraska 99, in Lincoln, Feb. 19, 1972; Kansas 110, at Lawrence, Feb. 26, 1966.

Combined score: 187, Kansas 100, Nebraska 87, at Lawrence, Feb. 17, 1970.

Winning margin: Nebraska 40, in Lincoln, Mar. 2, 1900 (48-8); Kansas 56, at Lawrence, Feb. 8, 1958 (102-46).

Nebraska vs. Kansas State—

Consecutive wins (year ended): Nebraska 6 (1937-38); Kansas State 11 (1964-65).

Points scored: Nebraska 92, in Lincoln, Feb. 10, 1968; Kansas State 108, at Manhattan, Mar. 10, 1953.

Combined score: 188, Kansas State 108, Nebraska 80, at Manhattan, Mar. 10, 1953.

Winning margin: Nebraska 36, 1905-06 (50-14, first game of series); Kansas State 36, at Manhattan, Feb. 4, 1957 (89-53).

Nebraska vs. Missouri—

Consecutive wins (year ended): Nebraska 6 (three times, 1943-44, 1950-51, 1967-68); Missouri 6 (three times, 1933-34, 1940-41, 1973-74).

Points scored: Nebraska 99, in Lincoln, Jan. 28, 1967; Missouri 97, at Columbia, Mar. 6, 1961.

Combined score: 181, Nebraska 99, Missouri 82, in Lincoln, Jan. 28, 1967.

Winning margin: Nebraska 29, in Lincoln, Feb. 19, 1937 (50-21); Missouri 39, 1921-22 (55-16).

Nebraska vs. Oklahoma—

Consecutive wins (year ended): Nebraska 9 (1970-71); Oklahoma 11 (1946-47).
Points scored: Nebraska 110, in Lincoln, Jan. 27, 1968; Oklahoma 99, at Norman, Jan. 9, 1967.
Combined score: 200, Nebraska 110, Oklahoma 90, in Lincoln, Jan. 27, 1968.
Winning margin: Nebraska 27, in Lincoln, Feb. 24, 1936 (55-28); Oklahoma 30, at Norman, Feb. 17, 1934 (53-23).

Nebraska vs. Oklahoma State—

Consecutive wins (year ended): Nebraska 8 (1968-69); Oklahoma State 6 (1958-59).
Points scored: Nebraska 88, in Lincoln, Mar. 6, 1967; Oklahoma State 93, at Stillwater, Jan. 9, 1965.
Combined score: 159, Nebraska 88, Oklahoma State 71, in Lincoln, Mar. 6, 1967.
Winning margin: Nebraska 21, in Lincoln (twice), Mar. 7, 1966 (85-64), Jan. 30, 1971 (80-59); Oklahoma State 39, at Stillwater, Jan. 9, 1965 (93-54).

NON CONFERENCE SERIES HISTORY

Key: (H)—Home Games, (A)—Away Games

NOTE

Nebraska's meetings with Windsor, Ont., Portland State, Eastern Washington, Cal.—Bakersfield, Army, Wisconsin—Oshkosh and Angelo State will be the first encounter of each respective series.

SOUTH DAKOTA STATE SERIES RECORD

Games: 7 Won by Nebraska: 7 Won by South Dakota State: 0

Games in Sports Center: 0

Games in Coliseum: 7 Won by Nebraska: 7 Won by South Dakota State: 0

Year	Neb.	SDS
1929-30	29	27 (H)
1945-46	52	50 (H)
1946-47	53	34 (H)
1947-48	66	56 (H)
1949-50	61	32 (H)
1957-58	64	52 (H)
1974-75	87	72 (H)
Totals	412	323

CREIGHTON SERIES RECORD

Games: 9 Won by Nebraska—4 Won by Creighton—5

Games in Sports Center—1 Won by Nebraska—1 Won by Creighton—0

Games in the Coliseum: 2 Won by Nebraska—0 Won by Creighton—2

Year	Neb.	CU	Year	Neb.	CU
1922-23	24	46	1931-32	18	47 (A)
1923-24	25	21		26	28 (H)
1924-25	15	11 (A)	1977-78	65	58 (H)
1925-26	20	15 (A)	1978-79	61	78 (A)
	11	15 (H)	Total	265	318

PURDUE SERIES RECORD

Games: 7 Won by Nebraska: 2 Won by Purdue: 5

Games in the Sports Center—1 Won by Nebraska—0 Won by Purdue—1

Games in Coliseum: 3 Won by Nebraska: 1 Won by Purdue: 2

Year	Neb.	PU	Year	Neb.	PU
1947-48	56	60 (H)	1963-64	75	81 (A)
1948-49	47	64 (A)	1964-65	96	85 (H)
1956-57	65	62 (A)	1978-79	47	58 (H)
1957-58	61	70 (H)	Totals	447	480

MINNESOTA SERIES RECORD

Games: 49 Won by Nebraska—11 Won by Minnesota—38

Games in the Sports Center: 2 Won by Nebraska—2 Won by Minnesota—0

Games in the Coliseum: 12 Won by Nebraska—3 Won by Minnesota—9

Year	Neb.	MU	Year	Neb.	MU	Year	Neb.	MU
1901-02	9	52	1914-15	16	22	1946-47	58	66 (H)
1902-03	14	41		9		1947-48	59	63 (A)
1903-04	21	42		23		1948-49	52	61 (H)
1904-05	22	21	1931-32	24	32 (A)	1950-51	41	55 (A)
	28	25	1932-22	25	27 (A)	1951-52	55	63 (H)
1906-07	19	20		22	32 (H)	1952-53	62	71 (A)
	18	20	1933-34	16	32 (A)	1953-54	64	75 (H)
1908-09	17	24	1934-35	26	24 (H)	1958-59	57	78 (A)
	21	39	1935-36	41	24 (A)	1959-60	76	66 (H)
	26	28	1936-37	29	24 (H)	1976-77	*	0 (H)
	20	29	1937-38	28	33 (A)	1977-78	63	49 (A)
1909-10	14	33	1938-39	37	66 (H)	1978-79	58	48 (H)
	9	27	1939-40	37	61 (A)	Total	1487	1940
1910-11	10	25	1940-41	36	43 (H)	*Minnesota forfeit—NCAA ruling		
	15	40	1941-42	32	56 (A)			
1911-12	15	40	1943-44	21	40 (A)			
1912-13	11	20		32	45 (H)			
1913-14	21	16	1944-45	54	55 (H)			
	14	9	1945-46	30	55 (A)			

ALABAMA-BIRMINGHAM SERIES RECORD

Games: 1 Won by Nebraska: 1 Won by Alabama-Birmingham: 0

Games in Sports Center: 0

Year	Neb.	UAB
1978-79	64	55 (A)

WISCONSIN SERIES RECORD

Games: 9 Won by Nebraska: 5 Won by Wisconsin: 4

Games in Coliseum: 3 Won by Nebraska: 2 Won by Wisconsin: 1

Year	Neb.	Wis.	Year	Neb.	Wis.
1903-04	25	22	1955-56	52	71 (A)
1906-07	31	35	1956-57	53	51 (H)
1921-22	14	27	1965-66	101	88 (A)
1939-40	53	43 (A)	1968-69	68	55 (H)
1940-41	31	46 (H)	Totals	428	438

NEVADA-RENO SERIES RECORD

Games: 3 Won by Nebraska: 2 Won by Nevada-Reno: 1

Games in Sports Center: 1 Won by Nebraska: 1 Won by Nevada-Reno: 0

Games in Coliseum: 1 Won by Nebraska: 1 Won by Nevada-Reno: 0

Year	Neb.	NR			
1947-48	58	63 (A)	1977-78	67	50 (H)
1970-71	116	71 (H)	Totals	241	184

HAWAII SERIES RECORD

Games: 4 Won by Nebraska: 2 Won by Hawaii: 2

Games in Sports Center: 0

Year	Neb.	HI			
1967-68	74	82 (A)	1976-77	64	59 (A)
	72	86 (A)	Totals	270	286

ILLINOIS SERIES RECORD

Games: 9 Won by Nebraska: 2 Won by Illinois: 7

Games in Sports Center: 0

Games in Coliseum: 2 Won by Nebraska: 0 Won by Illinois: 2

Year	Neb.	UL			
1920-21	30	25	1945-46	51	61 (H)
	24	26	1946-47	37	72 (A)
	32	17	1975-76	58	60 (H)
1942-43	27	69 (A)	1976-77	63	68 (A)
1944-45	39	71 (A)	Totals	361	469

LOUISVILLE SERIES RECORD

Games: 1 Won by Nebraska: 0 Won by Louisville: 1

Games in Sports Center: 0

Games in Coliseum: 0

Year	Neb.	Lous.
1946-47	53	68 (A)

PRINCETON SERIES RECORD

Games: 1 Won by Nebraska: 1 Won by Princeton: 0

Year	Neb.	Prin.
1957-59	74	64 (B8)

IDAHO SERIES RECORD

Games: 2 Won by Nebraska: 2 Won by Idaho: 0

Games in Coliseum: 2 Won by Nebraska: 2 Won by Idaho: 0

Year	Neb.	Ida.
1949-50	66	45 (H)
1971-72	90	49 (H)
Totals	156	96

Big 8 Preseason Tournament Had Final Year In 1978

Because of a decision by the Big 8 Conference athletic directors, basketball coaches and faculty representatives, 1978 was the final year for the Big 8 Preseason Basketball Tournament, held Dec. 27-30 at Kansas City's Kemper Arena.

The Preseason Tournament ended with its 33rd annual affair. The first champion was Southern Methodist in 1946 and in 1978, the final title was won by Kansas.


Big 8 Preseason Tournament Champions

1946 Southern Methodist	1957 Kansas	1968 Kansas
1947 Kansas State	1958 Kansas State	1969 Oklahoma
1948 Oklahoma	1959 Iowa State	1970 Kansas
1949 Missouri	1960 Kansas State	1971 Missouri
1950 Kansas State	1961 Kansas State	1972 Missouri
1951 Kansas	1962 Kansas	1973 Missouri
1952 Kansas State	1963 Kansas State	1974 Kansas
1953 Kansas	1964 Kansas	1975 Missouri
1954 Missouri	1965 Kansas	1976 Missouri
1955 Iowa State	1966 Kansas	1977 Kansas
1956 Kansas	1967 Nebraska	1978 Kansas





ANDRE SMITH



MIKE NADERER

TALKING ABOUT THE WEATHER!?!



THE HUSKERETTES




FOUL



McVICKER FROM THE CORNER



SHOE'S READY



**A
COLLINS'
STUFF**



SMITH VS. BEAL




A GENTLEMANLY CONFRONTATION




NADERER LAYUP



LOOKING FOR A CUTTER



NEBRASKA COACH JOE CIPRIANO



NEBRASKA

ADMINISTRATION

ADMINISTRATION



Regent
James H. Moylan
Omaha



Regent
Kermit Hansen
Omaha



Regent
Robert L. Raun
Minden



Regent
Robert R. Koefoot, M.D.
Grand Island



Regent
Robert J. Prokop, M.D., Ph.D.
Wilbur



Regent
Kermit Wagner
Schuyler



Regent
Edward Schwartzkopf
Lincoln



Regent
Robert G. Simmons, Jr.
Scottsbluff



Student Regent
Ralph Cuca, Jr.
UNL—Lincoln



Student Regent
Richard Kennedy
Medical Center—Omaha



Student Regent
John Kirk
UNO—Omaha



UNIVERSITY PRESIDENT

Ronald W. Roskens, Ph.D.

Dr. Roskens was named President of the University of Nebraska in April of 1977. Prior to that he served as Chancellor of the University of Nebraska at Omaha, a position he assumed on July 1, 1972.

Reared on a farm near Spencer, Iowa, he earned B.A. and M.A. degrees from the University of Northern Iowa and the Ph.D. from the University of Iowa. He received an honorary Doctor of Laws from Creighton University in May of 1978.

Dr. Roskens has received numerous awards, including the Outstanding Alumnus Award from the University of Northern Iowa, the Brotherhood Award from the National Conference of Christians and Jews and the National 4-H Alumnus Award. He is listed in the National Register of Educational Researchers, Who's Who in America and American Men and Women of Science.

Nebraska's Chancellor

DR. ROY A. YOUNG



Dr. Roy A. Young is the chief executive officer of the University of Nebraska-Lincoln, which has extension and research facilities throughout the state as well as its two main campuses in Lincoln. He came to Nebraska on June 1, 1976 from Corvallis, Ore., where he was Vice President for Research and Graduate Studies at Oregon State University.

A native of McAlister, New Mexico, Dr. Young served in his post at Oregon State since 1970. He has gained an international reputation as a scientist since joining Oregon State in 1948 as an assistant professor in the Department of Botany and Plant Pathology. He later moved through the academic ranks to professor and became head of the Department in 1958. He was named dean of research in 1966. During the fiscal year 1969-70 he served as acting president of Oregon State.

Dr. Young received the B.S. degree at New Mexico State University and holds M.S. and Ph.D. degrees in plant pathology from Iowa State University. The author of more than 60 publications, he is a Fellow of the American Association of the Advancement of Science and the American Phytopathological Society. He also is a member of the American Institute for Biological Sciences, Sigma Xi, Phi Kappa Phi, Phi Sigma, Blue Key, and Sigma Alpha Epsilon fraternity. In 1978 he was awarded an honorary Doctor of Laws degree by New Mexico State University.

Dr. Young currently serves as Chairman of the Committee on Energy and Environment of the National Association of State Universities and Land Grant Colleges. He also serves on the Department of State's U. S. National Committee for Man and the Biosphere, the Department of Commerce's Sea Grant Review Panel, and the National Science Foundation's Advisory Committee on Applied Science and Research Applications Policy.

He is a member of the Board of Directors of the Pacific Power and Light Company, Boyce Thompson Institute for Plant Research, and the First National Bank and Trust Company of Lincoln.

He is past president of the Pacific Division, American Association for the Advancement of Science, former chairman of the Council for Research Policy and Administration of the National Association of State Universities and Land-Grant Colleges, and former member of the Commission on Undergraduate Education in Biological Sciences.

Dr. Young and his wife Marilyn have two children, Janet, and Randall.

Big 8 Faculty Representative

DR. KEITH L. BROMAN

Dr. Keith L. Broman is in his eighth year as the Big 8 Faculty Representative for the University of Nebraska. Dr. Broman served as Chairman of the Faculty Representatives in 1972-1973. He serves as secretary of the Faculty Representatives Group in the College Football Association.



DR. KEITH L. BROMAN

After graduating from South Bend, Indiana, Central in June of 1940, Dr. Broman attended Indiana University for three years, then transferred to Berea (Kentucky) College. After receiving Navy V-12 training at Berea in 1944, he entered the Harvard Graduate School of Business while serving as Assistant Supply Officer, NAS Coco Solo, from 1945 to 1946.

He returned to Harvard following a tour of duty with the Navy during the war and received the MBA from Harvard in 1947. From 1947 to 1951, he was instructor at Ohio University, then he came to Lincoln where he served on the Nebraska faculty until 1954. The next year was spent as an assistant professor at the University of

Wisconsin.

In 1979 he was recognized by receiving a distinguished teaching award from UNL.

He received the Ph.D. from Nebraska in 1955 and returned to the NU faculty as an Associate Professor of Business Organization until he advanced to the status of full professor in 1963. In 1968, he was named Chairman of the Department of Finance at NU, retiring from this position in 1978.

Dr. Broman is a member of the First Presbyterian Church which he serves as a member of the Foundation Board. In the past, he has been an Elder (Clerk of Session), Deacon and member of the Board of Trustees. Dr. Broman is also a member of the American Finance Association, American Accounting Association, Midwest Business Administration, Beta Gamma Sigma and Delta Sigma Pi. He is a retired Commander of the Supply Corps, U.S. Naval Reserves, and serves as a consultant for Investment Education & Practice.

Dr. Broman and his wife, Ruth, formerly Ruth Jane DuBois, have been married since 1944. They have two daughters, Rebecca Ann Cross, and Lisa Marie, who is a law student at Nebraska. He has two granddaughters, Katy and Kelly.



FACTS ABOUT THE UNIVERSITY OF NEBRASKA

A Brief History—

The University of Nebraska, now an institution of three major components—the University of Nebraska—Lincoln, the University of Nebraska at Omaha and University of Nebraska Medical Center, Omaha—and a collection of agricultural experiment stations and related offices across the state, was chartered by the Nebraska Legislature in 1869 and held its first classes in 1871 in a 3-story brick building on the outskirts of Lincoln.

At its chartering, the University was committed to instruct in agriculture, the "mechanic arts," and military tactics by the terms of the Land-Grant College Act of 1862 to which the Legislature subscribed. These special endeavors, however, were made parts of the total University program with the result that Nebraska, unlike some of its neighbors, has had but one major institution of higher education.

The early years were fraught with internal ideological conflicts, with financial problems and with shortages of collegiate students. The University not only survived without interruption, it managed to establish the first program of graduate education west of the Mississippi in the mid-1880s. By 1909 it had attained membership in the select Association of American Universities, a tribute to the high quality of its faculty and scholastic programs.

The University of Nebraska—Lincoln now has nine Colleges, plus four Schools and many other programs. Thirty-nine doctoral level, 61 masters, 110 undergraduate and 15 pre-professional areas of study are offered.

Lack of financial support forced the University in 1888 to close the Medical College it had opened in Lincoln five years earlier. In 1902, the University reentered the field of medical education, taking over the Omaha Medical College. This became the University of Nebraska Medical Center in Omaha.

Since the adoption of the Nebraska constitution in 1875, the University has been governed by an elected Board of Regents. In 1968, pursuant to legislative action and a city-wide election in Omaha, the Board of Regents was made responsible for governance of the former municipal University of Omaha, renamed the University of Nebraska at Omaha. In 1970, the number of regents was increased from six to eight. This number was increased again in 1974, when a representative of the student body from each of the three campuses became a non-voting member.

In 1971, the chief executive officer of the University was given the title of President. The executive heads of the three components, the University of Nebraska—Lincoln, the University of Nebraska at Omaha, and the University of Nebraska Medical Center, were accorded the titles of chancellor and Vice President.

Points of Interest on Campus—

Museum—The University of Nebraska State Museum has an outstanding collection of fossil mammals and is world renowned for its Elephant Hall. There are galleries of health science, Nebraska wildlife, zoology, geology and anthropology. In addition to its exhibits on three floors of Morrill Hall at 14th and U, the museum has extensive research collections in Nebraska Hall.

Art—The Sheldon Memorial Art Gallery has one of the finest collections on a university campus. Its sculpture garden is also one of the finest in the nation.

Music—School of Music students and faculty perform regularly in Kimball Recital Hall and throughout the state. There is an active schedule of concerts by

University choral and instrumental groups, musical theatre productions and a wide range of musical and dance events by visiting artists.

Theatre—During the school year there are periodic performances by University companies in Howell Memorial and Studio Theatres. A repertory group performs throughout the summer months.

Nebraska Unions—The social centers on each campus provide a variety of food service facilities and relaxation areas for students and visitors, house the placement center and offices for student organizations, book stores, bowling alleys, game rooms, TV rooms, record rooms, study rooms, and rooms for large meetings and social events.

Carillon Tower—Built in 1948, the gift of alumnus Ralph S. Mueller, the tower has become a symbol of the NU Lincoln campus. It houses a 2½ octave electronic English bells carillon, played on ceremonial occasions from a keyboard.

Historical Museum—The State Historical Society has its museum and library on the campus. It features Nebraska lore dating from early Indian relics.

Center for Continuing Education—Conference and hotel facilities at 33rd and Holdrege provide a site for hundreds of adult and youth meetings each year. Continuing education programs are planned by a professional staff. The Center was financed through a grant from the Kellogg Foundation and by public subscription.

Planetarium—Public sky shows are presented daily during the summer and on weekends during the school year. Special shows are also given to University classes and visiting school groups.

THE COLLEGES

Name and date established as an independent school.	Enrollment (Fall 1978)
Agriculture (1872)	1,811
Architecture (1973)	525
Arts & Sciences (1871)	4,737
Business Administration (1919)	2,598
Dentistry (1919)	302
Engineering & Technology (1909)	1,820
Home Economics (1970)	1,147
Law (1891)	463
Teachers (1908)	2,629
Graduate Studies	3,471
Continuing Studies	1,019
Undeclared	1,472
Visiting Students	259
Total	22,477

FACULTY

Full-time Equivalent (Budgeted) 1,250

ENROLLMENT DATA (1978)

Undergraduate	17,222
Professional	765
Graduate	3,471
Continuing Studies	1,977
Nebraska Residents	19,864
Out-of-State Residents	1,977
Foreign Students	636
Men	12,661
Women	9,816

DEGREES GRANTED (1977-78)

Undergraduate	2,669
Professional	216
Graduate	923
Total	3,808

DEGREES GRANTED SINCE FOUNDING 122,173

GENERAL INFORMATION

TUITION AND FEES—1979-80 (Average Load—Per Semester)

	Resident	Non-Resident
Undergraduate (15 hours)	\$ 404.00	\$ 981.50
Graduate (9 hours)	269.00	615.50
Law	413.50	1,019.50
Dentistry	1,299.00*	2,049.00*

*Includes books and instruments.

Financial Aid

In 1977-78 student financial aid totalled \$3.5 million from scholarships and grants (\$450,000 from University funds), \$4.5 million in loans (National Defense and Federally Insured loans) and \$3.6 million from student employment (work-study and University part-time work). Information on aid can be obtained from the Office of Scholarships and Financial Aid, 113 Administration Building.

Housing

The University of Nebraska Board of Regents adopted policy requires all unmarried freshmen who do not reach the age of 20 by October 1 of the current academic year and who do not commute from their permanent homes, to reside in on-campus housing facilities. These facilities include residence halls, cooperative houses, fraternity houses and sorority houses. Sophomores must adhere to the same requirement unless they file written parental permission to live off-campus in advance with the Office of University Housing.

Continuing Studies

The Division of Continuing Studies provides students of all ages a wide variety of non-traditional educational opportunities. It operates the largest university based independent study by correspondence program in the U.S., offering college and high school courses, and a Class A high school diploma can be earned. On-campus evening class and out-state field credit class programs are conducted. The Division conducts hundreds of non-credit conferences and institutes annually at the Nebraska Center for Continuing Education in Lincoln and at out-state locations. The Division's Instructional Media Center meets the instructional media needs on campus and maintains more than 6,000 educational films, filmstrips and tape recordings which are available on a rental basis to schools, organizations and agencies.

Research

Research is conducted at the University in agriculture, education, business, engineering, law, health sciences, home economics, biological, physical and social sciences and humanities. Total support of \$20.3 million includes funds from a variety of federal, state and private sources.

Athletics

The Department of Intercollegiate Athletics fields men's teams in football, basketball, track, swimming, wrestling, golf, cross country, baseball, tennis and gymnastics, and women's teams in volleyball, basketball, gymnastics, swimming, softball, golf, track, cross country and tennis. Memorial Stadium seats 73,531 for football. A new facility opened in 1976-77 seats 15,000 for basketball, 3,500 in the natatorium and 5,000 for indoor track. Ed Weir Stadium seats 5,500 for outdoor track.

University of Nebraska Foundation

The University of Nebraska Foundation is a legally incorporated non-profit organization chartered under Nebraska law. Through its solicitation and investment programs, it provides between \$2 and \$3 million in benefits annually for the University. Among the benefits are: \$770,000 in scholarships and fellowships; \$420,000 in research equipment and support; \$145,000 in support of professorships, and \$100,000 in support of art, museum and library acquisitions. The Foundation has available \$600,000 annually in low-interest student loans. Approximately 18,000 gifts are received by the Foundation each year. Its assets are nearly \$30 million.

Nebraska Alumni Association

The Nebraska Alumni Association is an independent association of former students and graduates of the University of Nebraska-Lincoln campus. It publishes the bimonthly Nebraska Alumnus magazine, the Alumni Sports Reporter and maintains biographical records on all graduates and former students. In addition, the Alumni Association sponsors a world-wide network of alumni clubs, alumni tours, and class reunions. The Association consists of 103,000 alumni living throughout the world and has a paid membership of 14,000.





NEBRASKA ATHLETIC ADMINISTRATION

BOB DEVANEY

**Athletic Director
University of Nebraska**



One of the greatest coaches in the history of American football, Bob Devaney is now turning his vast energies toward supervision of the entire athletic program at the University of Nebraska. Devaney heads both the men's and women's athletic programs.

Nebraska has one of the finest athletic plants in the nation, thanks to Devaney's inspiration and leadership during the past 16 years.

Since Devaney became Athletic Director in 1967, Nebraska's Memorial Stadium has an enlarged (9,400) capacity of 73,531—largest in the Big 8—as well as an AstroTurf field, huge press box and scoreboard.

Since 1967, the Cornhuskers have a multi-purpose office building at the south end of Memorial Stadium, and they have an outdoor track facility—Ed Weir Stadium—and a new baseball park—Buck Beltzer Field—with an AstroTurf infield and grandstands.

Devaney also spear-headed a drive for the new multi-purpose complex that resulted in the Nebraska Legislature voting a cigarette tax to finance a 15,000-seat basketball arena, with adjacent swimming complex and indoor track plant. The result of his efforts was the Nebraska Sports Complex, which opened its doors in the fall of 1976. Besides the basketball arena, the NU Sports Complex, located on the Nebraska State Fairgrounds, houses a 220-yard synthetic track with seating for 4,500, a 25 meter x 25 yard swimming pool, and a practice area for the wrestling and gymnastics teams. In 1978, the Complex was renamed—by a vote of the Board of Regents—the Bob Devaney Sports Center.

Few coaches ever achieved the success Devaney did as headmaster of the Nebraska Cornhuskers from 1962 to 1972. During most of that span he was the "winningest coach in the nation," based on percentage of victories. He wound up with three straight Orange Bowl wins to go with his amazing record of nine bowl trips in 11 years, eight Big 8 titles, two national championships, two Outland Trophy winners, a Lombardi Trophy winner, a Heisman Trophy winner and numerous Coach of the Year and similar honors. Twice his teams won four straight titles—1963-1966 and 1969-1972.

In his final season, Devaney's 1972 Huskers went 9-2-1 with a 40-6 win over Notre Dame in the Orange Bowl, and Bob led the nation's active coaches with a lifetime record of 136-30-7 for an .806 winning percentage. That year, too, Johnny

Rodgers won the Heisman Trophy and Rich Glover swept the Outland and Lombardi Trophies, a feat never equalled by any other school.

Devaney was named Coach of the Year by the Walter Camp Foundation, the Washington Touchdown Club and the Football Writers Association after Nebraska's Cornhuskers were undefeated in 13 games in 1971, sweeping to the national championship after winning the Game of the Century against Oklahoma, 35-31.

It was the second-straight national championship for Nebraska. The 1970 team was also undefeated (11-0-1), and during the span of 1969 to 1972, the Huskers went 32 games without a defeat. After Nebraska defeated LSU in the 1971 Orange Bowl game to win its first national title, former President Richard Nixon came to Lincoln to bestow a presidential plaque upon Devaney and co-captains Dan Schneiss and Jerry Murtaugh.

The Devaney Huskers reaped countless honors during those two years—AP and UPI trophies, the Grantland Rice Trophy, the MacArthur Bowl, Big 8 and Orange Bowl trophies and Coach of the Year by the Football News.

All Star games were old hat for Devaney who coached in many post-season classics such as the Hula Bowl, the Coaches All America, the All America Bowl, the Blue-Gray and the Shrine East-West. He also coached the College All Stars against the NFL Champion Dallas Cowboys in the 1972 Chicago game.

At Nebraska, Devaney's teams won 101, lost 20 and tied two in 11 years, following his 35-10-5 record at Wyoming. He never had a losing season at Nebraska and he directed three undefeated teams—in 1965, 1970 and 1971. In 11 years Devaney's teams went to nine post-season games, winning six and losing three. The Huskers played in the Gotham Bowl, Cotton Bowl, Sugar Bowl, Sun Bowl and four times in the Orange Bowl with Devaney at the helm.

Under Devaney's outstanding leadership, too, the Cornhuskers produced 22 All America players and 72 All Big 8 selections in the past ten years.

Devaney played football as an end at Alma College in Michigan, graduating with a B.S. in 1939.

After starting his coaching career at Big Beaver, Mich., High, Devaney moved to Keego Harbor and Saginaw before spending seven years at Alpena High where his teams had a 52-9-0 record. He then joined Biggie Munn, and later Duffy Daugherty, at Michigan State before becoming head coach at Wyoming in 1957.

Devaney is married to his college sweetheart, the former Phyllis Wiley. His son, Mike, and daughter Patricia, are both graduates of the University of Nebraska. He's a grandfather, too, with Mike's family including a daughter and a son.

NEBRASKA ATHLETIC DIRECTORS

1928-1931—H. D. Gish

1932-1936—D. X. Bible

1937-1942—L. McC Jones

1942-1947—A. J. Lewandowski

1948-1953—George (Potsy) Clark

1954-1960—J. W. Orwig

1961 —Charles Miller and
Joseph Soshnik

1962-1966—Tippy Dye

1967- —Bob Devaney

DON BRYANT, Assistant Athletic Director and Sports Information Director

Don Bryant warmed up for his 17th Cornhusker football season as a member of the University of Nebraska Athletic Department staff by serving as the United States Press Officer to the World Cup Games in Montreal, Canada during late August.



Bryant is Assistant Athletic Director and Sports Information Director for the Huskers. During 1978-79 he served as President of the College Sports Information Directors of America and presently is serving as a member of the CoSIDA Board of Directors, as well as a member of the NCAA Public Relations Committee. He is also a former Board member of the Football Writers Association of America and the United States Basketball Writers Association.

A 30-year veteran of the Nebraska and Big 8 scene, the "Fat Fox" joined the Husker staff in 1963, succeeding the late John Bentley. In 1976 Bob Devaney named him assistant athletic director in addition to his SID duties.

"Fox" is a native of Lincoln and a graduate of the University of Nebraska. He twice served in the U.S. Marine Corps and worked in the sports and news department of The Lincoln Star before becoming Sports Editor of the Star in 1954. He was named Nebraska Sportswriter of the Year in 1961 and 1962 by the National Sportscasters and Sportswriters Association.

A recipient of numerous regional and national honors for Nebraska sports publications—the Husker '78 Football Guide was judged Best in the Nation by CoSIDA—Bryant was installed in the CoSIDA Hall of Fame in 1975. In 1978 the Nebraska Broadcasters Association presented him with the "Friend of Nebraska Broadcasters Award," which previously had honored two U.S. Senators and a Governor. He also received the Nebraska Optometrists Association "Eyes on Nebraska Award" in 1977.

Bryant has served two terms as president of the Nebraska Sportswriters and Sportscasters Association and currently serves as secretary of the Nebraska Chapter of the National Football Foundation and Hall of Fame and he is a member of the NFFHF's National Council. He also is executive secretary of the Touchdown Club of Nebraska.

Active in civic affairs, Bryant serves on the Cornhusker Council of the Boy Scouts of America's executive committee and previously has served as a scoutmaster and as the Adult Advisor to the Golden Sun Lodge of the Order of the Arrow. He is a member of the Christ Methodist Church Choir and is active in the American Legion, the 40 et 8 and the Lincoln Chamber of Commerce's Sports and Recreation Committee.

Bryant is married to the former Joan Peden of Oakland, Nebraska. "Fox" and "Pedie" have two married sons, Bill and Jeff.

Bryant's Office Phone: 402-472-2263(4) (Home: 423-6563)

TOM OSBORNE



Head Football Coach—Assistant Athletic Director University of Nebraska

Tom Osborne is in his seventh season as the head football coach of the Nebraska Cornhuskers. During the winter of 1979, Osborne was named a Nebraska Assistant Athletic Director.

Osborne, who graduated from Hastings College before logging pro time with the Washington Redskins and San Francisco 49ers, joined Devaney as an assistant in 1962. In 1965 he received his Ph.D. in Educational Psychology, then elected football coaching as a career. He coached the Husker receivers and helped build the NU offense into one of the most potent in the nation during the 1970 and 1971 National Championship years.

While Osborne was a newcomer to the head coaching ranks in 1973, he was no stranger to Nebraska football. Osborne was a member of Bob Devaney's incomparable staff for 11 years—the last six as a key organizer of a steam-roller offense.

During his tenure on the Devaney staff, Osborne headed the passing game strategy and coached the receivers. When Devaney announced his retirement from coaching in favor of full-time athletic director duties following the 1971 season, he announced Osborne would be his successor and assistant head coach for his final season of 1972. Osborne served in that capacity and as director of recruiting in 1972, then took the reins in 1973 and became only the third Husker coach in history (W. C. Cole in 1907 and Bob Devaney in 1962) to win eight games in his first season. And he was the first coach in Nebraska history to take his team to a major bowl (Cotton) in his first year.

An outstanding high school athlete at Hastings High School in the mid 1950s' Osborne was named Nebraska prep Athlete of the Year. Passing up major college offers, Osborne became the star quarterback and basketball player for Hastings College where both his father and grandfather had matriculated. In 1959 he was named State College Athlete of the Year—the first athlete in Nebraska history to win both the high school and college honor.

Following graduation from Hastings with a Bachelor of Arts Degree, Osborne played two years with the Washington Redskins and one year with the San Francisco 49ers as a flankerback before returning to Nebraska.

In 1962 he contacted Bob Devaney and secured a position as a graduate assistant on the Husker staff. He continued in that capacity until he obtained his Master's Degree in 1963. Continuing his dual role in education and football coaching, Osborne gained his Doctor's Degree in 1965 and, holding the Academic rank of Instructor of Educational Psychology in Teacher's College, was a half-time coach.

Osborne elected to pursue coaching full-time in 1967 and became the Huskers' offensive receivers coach, a decision that NU fans have applauded since.

Married to the former Nancy Tederman, Osborne is the father of a young son, Mike and daughters, Ann and Susie.

BILL BENNETT, Assistant Sports Information Director

Bill Bennett, beginning his sixth year, has been the assistant SID at Nebraska since June of 1974. Before that, from January to June of '74, he was a part-time student assistant to Sports Information Director Don Bryant.



Bennett is in charge of the production of the Nebraska Press Guides for the Huskers' nine men varsity sports. In 1978, his football and gymnastics guides were judged by CoSIDA as the Best in the Nation. He also assists Bryant in coordinating press and public relations and in helping publicize all Nebraska teams.

He is a member of the College Sports Information Directors of America, Football Writers Association of America, United States Basketball Writers Association, Track and Field Writers of America and is Executive Secretary-Treasurer of the Nebraska Sportswriters and Sportscasters Association. He is also on the Board of Directors of the Nebraska Gymnastics Booster Club.

A graduate of Lincoln Southeast High School in 1970, Bennett received his Bachelor of Arts degree in journalism from Nebraska in May of 1974.

He is married to the former Gwen Trautman.

Office Phone: 402-472-2263(4) (Home: 423-1415)



CATHY CHOWN, Assistant Sports Information Director



In her first year as Asst. SID in charge of women's sports, Cathy Chown comes to Nebraska as a native of Michigan.

She is a 1978 graduate of Michigan State University, where she earned a degree in Journalism/Education. While at MSU, Chown was a student assistant in the Spartan Sports Information office. She also spent time on the staff of the university newspaper.

Before coming to Lincoln, Chown worked in mid-Michigan on a semi-weekly newspaper. She is a 1974 graduate of Central High School, in Bay City, Mich.

Her duties with the Huskers include producing press guides and programs for nine women's sports as well as handling week to week coverage and promotion.

STEVE PEDERSON, Sports Information Student Assistant



Beginning his third year as a Nebraska Student Assistant to Don Bryant and Bill Bennett is Steve Pederson. A senior in Business and Journalism at Nebraska, he began working in the Sports Information Office in the fall of 1977.

Pederson is the SID for track and assists Bennett in the production of the football, basketball, baseball, and gymnastics guides. His 1979 gymnastics guide was judged best in the nation and the basketball book that he and Bennett compiled was second in District Five for 1979. He also assists Bryant and Bennett in coordinating press and public relations for the Nebraska athletics.

He is a member of the Football Writers of America, Track and Field Writers of America, United States Basketball Writers Association, and Delta Tau Delta Fraternity.

A 1976 graduate of North Platte High School, he is the son of Mr. and Mrs. Donald W. Pederson of North Platte.

Office Phone: 402-472-2263



HELEN RUTH WAGNER, Ticket Manager

Helen Ruth Wagner begins her third year as Nebraska's Ticket Manager, after serving more than a year-and-a-half (1976-77) as the acting Ticket Manager, following Jim Pittenger's January 1976 stroke. 'Pitt' had been the Husker ticket head and assistant athletic director since 1962.

Mrs. Wagner started working in the Nebraska Ticket Office in 1963, when she served as Pittenger's office superintendent.

One of her many duties as the Husker Ticket Manager is to coordinate ticket sales for all Husker home and away sporting events.

She is an alumna of the University of Nebraska and the Lincoln School of Commerce.

She and her husband, Glenn, who is the Sales Manager at the Port Huron Machine and Supply Co. in Lincoln, have three daughter's, Susan Tinstman, Cindy Lauterbach, and Sally Butler. Helen and Glenn have four grandchildren.

Office Phone: 402-472-3111



BILL FISHER, Business Manager and Concessions Director

Bill Fisher joined the University of Nebraska Athletic Department in 1961, following the sudden death of longtime coach and business manager A. J. Lewandowski. He is in his 19th year at NU.



He assumed the duties of concessions director in 1967, succeeding H. H. (Ike) Hanscom, who retired.

A graduate of the University of Illinois with graduate work at the Harvard Business School, Fisher handles all athletic department fiscal matters, and is in charge of all team travel and accommodations for the Cornhusker football team when it is on the road.

Fisher and his wife, Betty, have three daughters—Sharon Lebsack, Mary Eelen Revelle, Malissa, and a son, Richard. Sharon and Mary are married to former Cornhusker football players Dave Lebsack and Bob Revelle.

Fisher's Office: Phone: 402-472-2273 (Home: 466-0030).

CORNHUSKER BASKETBALL SCHOOL

More than 7,000 grade school, junior high, and high school athletes have attended the Cornhusker basketball school since it was started in June of 1964 by Nebraska basketball coach Joe Cipriano.

The athletes are housed on the Nebraska campus and the school lasts one month, including four one-week sessions. Included in the day are three two-hour shifts, designed to give the athlete instructions in basic fundamentals, conditioning and actual playing experience. Cipriano's school also travels to different cities throughout western Nebraska during the summer months.

Nebraska was the first school in the Big Eight to begin a clinic of this type and former Husker standouts Sam Martin, Bob Gratopp, Chuck Jura, Jerry Fort and Bob Siegel were all part of the Cornhusker basketball school serving as instructors or participants.

The school is under the supervision of the Nebraska coaching staff, various high school coaches from around the state and senior graduates from the previous year Nebraska team.

The one week session is capped off with an All-Star game. The school is open to athletes from age 10 through the eleventh grade.

NEBRASKA MEDICAL STAFF



George Sullivan
Head Trainer and
Physical Therapist



Jerry Weber
Asst. Trainer and
Physical Therapist



Roland E. "Duke" LaRue
Asst. Trainer and
Physical Therapist

Dr. Samuel I. Fuenning, director of Athletic Medicine, heads a veteran medical team which includes team physicians Dr. Pat Clare, Dr. Chuck Newman, and consultant Dr. Paul Goetowski, head trainer and physical therapist George Sullivan, assistant trainer and physical therapist Jerry Weber, and assistant trainer and physical therapist Roland E. 'Duke' LaRue.

Sullivan became Nebraska's head trainer in Jan. of 1977, succeeding the Huskers long time head trainer, Paul Schneider, who became an administrative assistant to Jim Ross at the NU Sports Center. Before becoming head trainer, Sullivan was the football team and NU Health Center's physical therapist since 1953.

Among his many honors are: for the last 19 years he's been the chairman of honors and awards for the Citizens Savings Athletic Trainers Hall of Fame; has received his 25-year service award from the National Athletic Trainers Association and in May of 1978, Sullivan was inducted into the Citizens Savings Athletic Trainers Hall of Fame.

Sullivan's assistant, Jerry Weber, is in his third year, and is no stranger to Nebraska athletics as he served as a student trainer from 1969-74. Following his graduation from NU with a BS in 1974, he earned his Physical Therapy Degree from the NU College of Medicine in 1976 and his MS from the University of Western Illinois in 1977. Recently Weber was named an Outstanding Young Man in America for the second year in a row.

In his second year as assistant trainer and physical therapist is Roland E. 'Duke' LaRue, who succeeded Dennis Sealey, now at the University of Washington. Before coming to Nebraska, LaRue had been the head athletic trainer-chief physical therapist for the men's intercollegiate department at Western Illinois. He earned his BA from Buena Vista College in 1950, his MA from Wyoming in 1957 and his physical therapy certificate degree in 1964 from Iowa.

Assisting Head Trainer and Physical Therapist George Sullivan, along with trainers Jerry Weber and Duke LaRue, are Ed Mulligan, Lincoln, Tom Dufresne, Ventura, CA, Jim Nespov, Fairbury, Dave Schultz and Pat Liebsack, Grand Island, Craig Obermeier, Milford, and Mark Anderson, Holdrege.



Dr. Samuel I. Fuenning
Director of
Athletic Medicine



Dr. Pat Clare
Team Physician



Dr. Chuck Newman
Team Physician

BOB DEVANEY SPORTS CENTER

JIM ROSS, Assistant Athletic Director and Bob Devaney Sports Center Director

Jim Ross, Assistant Athletic Director and former standout freshman and varsity football coach for the Huskers, is in his fourth year as the Director of the Bob Devaney Sports Center.



Ross, starting his 13th year as Assistant AD, served as the Cornhuskers' head Frosh coach from 1969 to 1975. During his freshman tenure, Ross' 1970, 1971, 1972, 1974 and 1975 teams were undefeated, while he finished with a career mark of 27-1. From 1962 to 1968, he was Nebraska's outstanding defensive backfield coach (NU led the nation in the 1960s).

Entering his 18th year at Nebraska, Ross came to Lincoln in 1962, leaving the University of Wyoming with Bob Devaney and his staff. Ross had served under Devaney for five years at Wyoming and before that at Alpena (Mich.) High School. Prior to teaming with Devaney, Ross was the head football coach at Newaygo (Mich.) High School and Standish (Mich.) High School.

Before entering coaching, Ross played for three years as a center and end at Eastern Michigan College, where he graduated in 1939. After college, he fought with the U.S. Army's 33rd Infantry Division during WWII and won the Bronze Star for gallantry in the Philippines.

A 1950 Masters recipient from Wayne University, Ross is married to the former Maurine Martinson and is the father of three daughters, Sharon, Margaret and Kathleen. He has six grandchildren.

Ross' Office Phone: 402-472-1133 (Home: 489-5814).

PAUL SCHNEIDER, Administrative Assistant

Paul Schneider is in his third year as Nebraska's administrative assistant to Jim Ross, head of the Sports Center. Schneider also handles football tickets for the Huskers on road games.



Before becoming the administrative aide, Schneider was the Huskers long time Head Trainer. He was the NU Head Trainer from 1952-1976, 25 years.

Schneider graduated from Nebraska in 1952, the same year he became trainer. As a student, he was an assistant trainer and also helped coach the Nebraska golf team.

Before that, he was co-owner with his brother of a golf course in Hastings from 1946-50. Then, from 1940-46, he served with the 319th Bomb Group as an Air Force Captain.

Among his honors are, host trainer for the National Trainers Conference at Lincoln in 1954, accompanying the Huskers to 14 postseason football games, receiving his 25-year service award from the National Athletic Trainers Association, and being named the KFOR Sportsman of the Year. In May of 1978, he received the Nebraska Football

Hall of Fame Special Merit Award.

Schneider and his wife, Georgia, have three daughters—Connie, Pam and Cindy, and a son, Jeff, a past NU football letterman. The Schneider's have five grandsons. **Office Phone: 402-472-1132 (Home: 489-4308).**

ADMINISTRATIVE STAFF

ORVAL BORGIALLI, Administrative Assistant

Starting his 2nd year as an Administrative Assistant at the Sports Center is Orval Borgialli, the Huskers longtime wrestling coach (1964-78) who left that post in the spring of 1978 to take the position at the Sports Center.



Borgialli came to Nebraska in the fall of 1964 after coaching wrestling at Niobrara County High School in Luck, Wyoming, one of the toughest prep wrestling schools in the state.

A native of Newcastle, Wyoming, Borgialli participated in high school wrestling, football, and track. He then attended Nebraska State Teachers College in Chadron, and was an outstanding athlete—competing on the football team for four years and going undefeated in dual wrestling meets. He received his bachelor's degree at Chadron and his master's at Colorado State Teachers College in Greeley, Colorado.

Borgialli appeared in the 1970 edition of *Outstanding Young Men of America*. He was also meet director for wrestling competition for the 1974 and 1977 Junior Olympics, both held in Lincoln.

Coach Borgialli was chosen team leader for the AAU Cultural Exchange team that travelled to West Germany in the summer of 1977. The American wrestlers, primarily from Midwestern Universities, returned home undefeated.

Borgialli is married to the former Carol Burg of Hot Springs, South Dakota, they have three children: Susan, Merlen, and Mike.

JERRY LOTT, Operational Superintendent

Jerry Lott is his fourth year as operational superintendent for the Sports Center.

Prior to March 1976, when the building was first occupied, Jerry served in the capacity of the architect's field representative at the site, working with all phases of construction from 1971-1976.

Jerry is a native of Lincoln, and a graduate of both Lincoln High School and the University of Nebraska where he received a Bachelor of Science Degree in Civil Engineering in 1958. He became a Nebraska Registered Professional Engineer in 1966. Jerry also served with the U.S. Army Signal Corps in Korea.

Jerry and his wife, the former Constance Schaaf have two children—Greg, who is a student at the University of Nebraska; and, Kristin who is in the 8th grade.



BIG 8 CONFERENCE:

NO. 1 IN COLLEGE FOOTBALL, FULL INTERCOLLEGIATE EXCELLENCE



CHUCK NEINAS
Commissioner



DR. PRENTICE GAUTT
Assistant Commissioner



STEVE HATCHELL
Assistant Commissioner

The Big 8 Conference, under the direction of Commissioner Charles Neinas and Faculty Representatives of each school, is one of the outstanding intercollegiate organizations in the nation.

Administrative offices are located at the River Hills/Mark I Building in Kansas City, Mo.

Commissioner Neinas, one-time NCAA executive, heads a staff of 13 outstanding people who give leadership and direction to a full, well-rounded and respected intercollegiate program.

Steve Hatchell, former director of the Service Bureau, is in his second year as Assistant Commissioner, Prentice Gautt is in his first year as Assistant Commissioner, and Bruce Finlayson is serving his fifth year as director of football officials and also in his fifth year is Bernie Saggau, director of basketball officials. In his second year as Director of the Service Bureau is former Oklahoma Assistant Sports Information Director, Bill Hancock. In her second year with the conference, but first as an Administrative Assistant is Becky French, a Nebraska graduate.

The Big 8 secretaries are Mrs. D'Anne Stein Carnahan, Miss Carrollyn Miller, and Miss Michele Ryan.

BIG 8 PHONE: AC 816, 471-5088.



BRUCE FINLAYSON
Director of Football
Officials



BERNIE SAGGAU
Director of Basketball
Officials



BILL HANCOCK
Service Bureau
Director



1978-79 NU IN REVIEW

FINAL 1978-79 VARSITY STATS

(27 games)

Overall Season Record: 14-13

	G-GS	FG-FGA	Pct.	FT-FTA	Pct.	RB	Avg.	PF-D	A	TO	BK	S	MN	TP	Avg.	High Game
Andre Smith	27-27	146-256	.570	72-110	.655	186	6.9	91-5	54	60	17	17	824	364	13.5	26, Arkansas, Tech, h
Carl McPipe	26-26	148-326	.454	53-90	.589	196	7.5	95-7	18	63	30	15	704	349	13.4	23, Missouri, a
Brian Banks	24-23	96-212	.453	31-46	.674	66	2.8	66-4	68	36	3	34	805	223	9.3	19, Missouri, h
Bob Moore	27-24	107-244	.439	32-54	.593	83	3.1	85-4	81	56	6	19	868	246	9.1	17, Oklahoma, B8
Mike Naderer	27-24	68-155	.439	26-29	.897	43	1.6	62-1	64	39	1	22	768	162	6.0	12, twice
Curt Hedberg	27-6	50-109	.459	19-23	.826	100	3.7	63-1	39	27	9	7	659	119	4.4	10, twice
Gerard Myrthil	25-4	41-85	.482	19-33	.576	37	1.5	35-1	38	41	2	17	338	101	4.0	14, Colorado, B8
Jack Moore	20-0	21-61	.344	21-25	.840	19	0.9	22-0	20	21	0	15	228	63	3.2	14, Arkansas Tech, h
Jerry Shoecraft	22-1	21-44	.477	7-11	.636	24	1.1	14-0	9	5	1	3	148	49	2.2	12, twice
Ray Collins	16-0	10-35	.286	2-6	.333	11	0.7	9-0	6	8	0	5	82	22	1.4	8, Cal-Sacramento, h
Eric Eckelman	9-0	3-14	.214	6-8	.750	10	1.1	4-0	3	2	1	0	31	12	1.3	6, Cal-Sacramento, h
Mark McVicker	10-0	6-9	.667	0-0	.000	4	0.4	5-0	1	4	0	1	28	12	1.2	6, Cal-Sacramento, h
Bill Cunningham	6-0	3-5	.600	1-3	.333	9	1.5	1-0	0	1	0	0	12	7	1.2	4, Nevada-Las Vegas, a
Ken Dorrell	3-0	0-0	.000	0-0	.000	1	0.3	0-0	1	1	0	1	5	0	0.0	
Team																
NU TOTALS	27	720-1555	.463	289-438	.660	882	32.7	552-23	402	364	70	156	5500	1729	64.0	91, Cal-Sacramento, h
OPP TOTALS	27	646-1333	.485	391-552	.708	931	34.5	546-22	328	448	51	165	5500	1683	62.3	79, twice

FINAL VARSITY STATS

Scores	Top NU Scorer	Top NU Rebounder	Attendance
64 Ala.-Birmingham 55 (A)	12. Bob Moore	7. Bob Moore	14,800
70 Arkansas Tech 59 (H)	26. Andre Smith	6. Smith & Hedberg	8,847
58 Minnesota 48 (H)	15. Brian Banks	6. Carl McPipe	12,334
47 Purdue 58 (H)	12. Carl McPipe	10. Andre Smith	13,022
61 Creighton 78 (A)	21. Carl McPipe	9. Carl McPipe	9,127
91 Cal-Sacramento 56 (H)	15. Andre Smith	9. Andre Smith	8,064
67 Mississippi 70 (A-Biloxi)	18. Brian Banks	6. Carl McPipe	1,000
75 Cal-Santa Barbara 55 (A)*	18. Carl McPipe	8. Andre Smith	6,376
63 Nevada-Las Vegas 79 (A)*	15. Carl McPipe	17. Andre Smith	6,376
58 Missouri 56 (B8-OT)	16. Carl McPipe	8. McPipe & Smith	13,157
61 Colorado 74 (B8)	15. Andre Smith	9. Carl McPipe	16,817
69 Oklahoma 53 (B8)	17. Bob Moore	10. Carl McPipe	2,241
72 Iowa State 68 (A)	17. Carl McPipe	11. Carl McPipe	7,100
61 Colorado 64 (A)	17. McPipe & Smith	12. Carl McPipe	4,000
55 Kansas State 53 (H)	10. McPipe, Smith, Naderer & Myrthil	9. Andre Smith	11,286
60 Missouri 76 (A)	23. Carl McPipe	12. Carl McPipe	8,184
74 Oklahoma 56 (H)	21. Carl McPipe	12. Carl McPipe	10,765
66 Kansas 64 (H-OT)	16. Carl McPipe	8. Carl McPipe	11,273
57 Oklahoma State 86 (A)	14. Brian Banks	5. Andre Smith	6,100
79 Colorado 52 (H)	21. Carl McPipe	12. Carl McPipe	14,999***
46 Kansas State 58 (A)	13. Carl McPipe	6. Carl McPipe	11,200
46 Iowa State 48 (H)	14. Andre Smith	7. Carl McPipe	14,554
58 Oklahoma 79 (A)	12. Smith & Moore	5. Andre Smith	8,257
76 Missouri 64 (H)	19. Brian Banks	15. Andre Smith	12,998
59 Kansas 66 (A)	18. Brian Banks	9. Carl McPipe	13,940
76 Oklahoma State 67 (H)	25. Andre Smith	8. Andre Smith	13,627
60 Kansas State 61 (A-2OT)**	18. Andre Smith	8. Andre Smith	8,450
			268,894

*Rebel Roundup—NU Placed 2nd

B8—Big 8 Preseason—NU Placed 3rd

**Big 8 Postseason

***NU Largest Crowd Ever

Total Home Att.—131,769 (11G)

Avg. Home Att.—11,979 (11G)

Total Att.—268,894 (27G)

Avg. Total Att.—9,959 (27G)

FINAL 1979 NEBRASKA BIG EIGHT STATS

Big 8 Record: Won 7, Lost 7 (Fifth place)

	G-GS	FG-FGA	Pct.	FT-FTA	Pct.	RB	Avg.	PF-D	A	TO	BK	S	MN	TP	Avg.	High Game
Andre Smith	14-14	77-142	.542	41-54	.759	93	6.6	49-2	27	23	9	7	445	195	13.9	25, Oklahoma State, h
Carl McPipe	14-14	78-168	.464	36-55	.655	112	8.0	51-3	6	41	16	4	394	192	13.7	23, Missouri, a
Brian Banks	13-12	57-111	.514	19-26	.731	23	1.8	38-3	34	17	1	12	454	133	10.2	19, Missouri, h
Bob Moore	14-14	57-131	.435	19-32	.594	43	3.1	44-2	44	34	3	13	482	133	9.5	16, Colorado, a
Mike Naderer	14-13	32-76	.421	17-18	.944	23	1.6	30-0	45	19	0	14	432	81	5.8	11, Oklahoma State, h
Curt Hedberg	14-1	25-47	.532	12-15	.800	48	3.4	29-0	18	12	4	2	299	62	4.4	10, Oklahoma State, h
Gerard Myrthil	14-2	24-48	.500	11-18	.611	18	1.3	21-1	22	28	2	11	194	59	4.2	12, Iowa State, a
Mark McVicker	3-0	2-2	1.000	0-0	.000	0	0.0	2-0	1	1	0	0	5	4	1.3	4, Oklahoma, h
Jerry Shoecraft	10-0	5-13	.385	3-6	.500	5	0.5	6-0	1	0	0	1	40	13	1.3	4, twice
Ray Collins	7-0	3-14	.214	2-4	.500	5	0.7	4-0	4	4	0	0	37	8	1.1	6, Oklahoma, a
Jack Moore	8-0	1-7	.143	3-4	.750	5	0.6	5-0	4	7	0	1	37	5	0.6	3, Colorado, h
Bill Cunningham	3-0	0-1	.000	0-0	.000	2	0.7	0-0	0	0	0	0	4	0	0.0	
Ken Dorrell	1-0	0-0	.000	0-0	.000	0	0.0	0-0	0	0	0	0	1	0	0.0	
Eric Eckelman	1-0	0-1	.000	0-0	.000	2	2.0	0-0	1	0	0	0	1	0	0.0	
Team																
NU TOTALS	14	361-761	.474	163-232	.703	421	30.1	279-11	207	186	35	65	2825	885	63.2	79, Colorado, h
OPP TOTALS	14	335-716	.468	211-291	.725	472	33.7	251-14	177	224	26	81	2825	881	62.9	79, Oklahoma, a

FINAL NEBRASKA BIG EIGHT STATS

Scores	Top NU Scorer	Top NU Rebounder	Attendance
72 Iowa State 68 (A)	17, Carl McPipe	11, Carl McPipe	7,100
61 Colorado 64 (A)	17, McPipe & Smith	12, Carl McPipe	4,000
55 Kansas State 53 (H)	10, McPipe, Smith, Naderer & Myrthil	9, Andre Smith	11,286
60 Missouri 76 (A)	23, Carl McPipe	12, Carl McPipe	8,184
74 Oklahoma 56 (H)	21, Carl McPipe	12, Carl McPipe	10,765
66 Kansas 64 (H-OT)	16, Carl McPipe	8, Carl McPipe	11,273
57 Oklahoma State 66 (A)	14, Brian Banks	5, Andre Smith	6,100
79 Colorado 52 (H)	21, Carl McPipe	12, Carl McPipe	14,999*
46 Kansas State 58 (A)	13, Carl McPipe	6, Carl McPipe	11,200
46 Iowa State 48 (H)	14, Andre Smith	7, Carl McPipe	14,554
58 Oklahoma 79 (A)	12, Smith & Moore	5, Andre Smith	8,257
76 Missouri 64 (H)	19, Brian Banks	15, Andre Smith	12,998
59 Kansas 66 (A)	18, Brian Banks	9, Carl McPipe	13,940
76 Oklahoma State 67 (H)	25, Andre Smith	8, Andre Smith	13,627
			<hr/> 148,283

Total Home Attendance—89,502 (7 G)

Avg. Home Attendance—12,786 (7 G)

Total Attendance—148,283 (14 G)

Avg. Total Attendance—10,592 (14 G)

*NU Largest Crowd Ever

FINAL 1978-79 NEBRASKA STAT HIGHS

(27 Games)

Player	Most Points	Most Rebounds
Andre Smith	26, Arkansas Tech, h	17, Nevada-Las Vegas, a
Carl McPike	23, Missouri, a	12, four times
Brian Banks	19, Missouri, h	9, Kansas State, B8 Postseason
Bob Moore	17, Oklahoma, B8	7, Alabama-Birmingham, a
Jack Moore	14, Arkansas Tech, h	3, twice
Gerard Myrthil	14, Colorado, B8	5, Cal-Santa Barbara, a
Jerry Shoecraft	12, twice	8, Cal-Sacramento, h
Mike Naderer	12, twice	5, Oklahoma, B8
Curt Hedberg	10, twice	6, twice
Ray Collins	8, Cal-Sacramento, h	3, Cal-Sacramento, h
Eric Eckelman	6, Alabama-Birmingham, a	2, three times
Mark McVicker	6, Cal-Sacramento, h	2, Cal-Sacramento, h
Bill Cunningham	4, Nevada-Las Vegas, a	3, Mississippi, a
Ken Dorrell		1, Cal-Sacramento, h

Individual Highs

Points Scored—26, Andre Smith vs. Arkansas Tech, h
 Field Goals—12, Andre Smith vs. Arkansas Tech, h
 Field Goal Attempts—22, Carl McPike vs. Creighton, a
 Field Goal Per Cent—.875, Andre Smith vs. Kansas, h (7-8)
 Free Throws—13, Andre Smith vs. Oklahoma State, h
 Free Throw Attempts—14, Andre Smith vs. Oklahoma State, h
 Free Throw Per Cent—1.000, Andre Smith vs. Colorado (7-7); Others—46 times
 Rebounds—17, Andre Smith vs. Nevada-Las Vegas, a
 Assists—8, Brian Banks vs. Nevada-Las Vegas, a
 Blocked Shots—4, Carl McPike vs. Purdue, h; vs. Iowa State, h
 Steals—5, Brian Banks vs. Minnesota, h; vs. Cal-Sacramento, h

Team Highs and Lows

Nebraska	Highs	Lows
Points Scored	91, vs. Cal-Sacramento, h	46, twice
One Half	49, vs. Cal-Sacramento, h (2nd H)	19, vs. Kansas State, a (1st H)
Field Goals	39, vs. Cal-Sacramento, h	19, twice
Field Goals Attempted	81, vs. Cal-Sacramento, h	43, twice
Field Goal Per Cent	57.6, vs. Kansas, h	32.2, vs. Purdue, h
Free Throws	23, vs. Colorado, h	3, vs. Nevada-Las Vegas, a
Free Throws Attempted	33, vs. Iowa State, h	5, three times
Free Throw Per Cent	1.000, vs. Oklahoma State, a*	30.0, vs. Arkansas Tech, h
Rebounds	52, vs. Cal-Sacramento, h	21, vs. Oklahoma, a
Personal Fouls	33, vs. Mississippi, a	11, vs. Oklahoma, a
Assists	24, vs. Cal-Sacramento, h	7, vs. Kansas State, a
Turnovers	26, vs. Nevada-Las Vegas, a	6, vs. Missouri, h
Blocked Shots	6, twice	0, three times
Steals	16, vs. Cal-Sacramento, h	0, vs. Oklahoma, a
Opponents		
Points Scored	79, twice	48, twice
One Half	47, Creighton, a (2nd H)	14, Kansas State, h (1st H)
Field Goals	35, Oklahoma, a	15, Colorado, h
Field Goals Attempted	68, Nevada-Las Vegas, a	38, Colorado, h
Field Goal Per Cent	63.4, Missouri, a	34.9, Oklahoma, B8
Free Throws	28, Creighton, a	2, Minnesota, h
Free Throw Attempts	36, Creighton, a	5, Minnesota, h
Free Throw Per Cent	92.3, Purdue, h	40.0, Minnesota, h
Rebounds	46, twice	19, Colorado, h
Personal Fouls	27, Iowa State, a	10, Oklahoma, a
Assists	25, Oklahoma, a	6, Missouri, h
Turnovers	28, Cal-Sacramento, h	6, Alabama-Birmingham, a
Blocked Shots	5, three times	0, twice
Steals	10, three times	1, Oklahoma, h

* Big 8 Record (17-17)

1978-79 Nebraska Individual Game Scoring and Rebounding (Points-Rebounds)

	Hedberg	Smith	McPipe	Naderer	Banks	Shoecraft	Moore,J.	Myrthil	Moore,B.
Ala/Birmingham (W 64-55)	10-5	6-4	10-5	6-2	10-2	0-0	4-0	0-1	12-7
Arkansas Tech (W 70-59)	6-6	26-6		6-1	4-3	0-0	14-2	2-1	12-2
Minnesota (W 58-48)	4-5	7-5	14-8	6-2	15-0	0-0	2-0	0-0	10-5
Purdue (L 58-47)	4-3	11-10	12-7	2-0	7-4	8-3	2-0	1-1	0-3
Creighton (L 78-61)	2-4	10-2	21-9	6-2	12-4	2-1	3-2		4-2
Cal/Sacramento (W 91-56)	2-4	15-9	13-5	8-1	10-5	12-8	10-2	0-0	6-3
Mississippi (L 70-67)	2-4	11-4	12-6	2-3	18-5	2-1	6-0	2-0	6-1
Cal/Santa Barbara (W 75-55)	2-2	18-8	18-7	3-1	4-1	0-0	11-3	6-5	6-2
Nevada/Las Vegas Tourn.									
Nevada/Las Vegas (L 79-63)	4-4	12-17	15-6	10-1	4-7	0-2	2-0	2-1	10-3
Nevada/Las Vegas Tourn.									
Missouri (W 58-56 OT) Big 8 Preseason	4-3	9-8	16-8	2-0	2-3	0-0	0-3	9-4	10-5
Colorado (L 74-61) Big 8 Preseason	2-4	15-5	4-9	12-0		0-0	2-1	14-4	12-2
Oklahoma (W 69-53) Big 8 Preseason	7-6	11-7	12-10	6-5		12-4	2-1	3-2	17-3
Iowa State (W 72-68)	9-1	14-8	17-11	6-0		2-0	2-2	12-3	9-2
Colorado (L 64-61)	2-3	17-7	17-12	2-2	6-0	1-2	0-1	0-1	16-6
Kansas State (W 55-53)	4-5	10-9	10-7	10-0	3-0		0-0	10-4	8-3
Missouri (L 76-60)	0-0	12-4	23-12	2-0	4-1	4-2	0-1	4-0	11-3
Oklahoma (W 74-56)	0-4	14-8	21-12	8-1	9-1	1-0	0-0	6-2	11-2
Kansas (W 66-64 OT)	2-4	15-4	16-8	6-3	15-1			2-1	10-4
Oklahoma State (L 66-57)	2-4	12-5	8-4	6-2	14-2	0-1	0-0	5-3	10-2
Colorado (W 79-52)	8-4	15-7	21-12	8-3	4-0	4-0	3-1	7-1	8-2
Kansas State (L 58-46)	2-5	10-3	13-6	4-0	12-1		0-0	0-0	5-3
Iowa State (L 48-46)	4-5	14-5	6-7	2-1	12-4	0-0	0-0	0-0	8-1
Oklahoma (L 79-58)	7-1	12-5	8-0	2-0	6-3	1-0		4-1	12-4
Missouri (W 76-64)	0-4	16-15	12-7	8-3	19-2	0-0		4-0	9-5
Kansas (L 66-59)	4-3	9-5	6-9	6-3	18-1			2-0	14-2
Oklahoma State (W 76-67)	10-5	25-8	14-5	11-4	11-7			3-2	2-4
Kansas State (L 61-60 2 OT) Big 8 Postseason	8-2	18-8	10-4	12-3	4-9				8-2

NEBRASKA GAME-BY-GAME IN 1978-79

	GAME	FG-FGA	FG%	FT-FTA	FT%	REB.	PF	TP
1.	Nebraska	24-43	55%	16-20	80%	33	23	64
	Alabama-Birmingham	20-46	43%	15-22	68%	23	20	55
2.	Arkansas Tech	24-43	56%	11-14	79%	22	16	59
	Nebraska	33-61	54%	4-8	50%	29	22	70
3.	Minnesota	23-46	50%	2-5	40%	37	20	48
	Nebraska	25-58	43%	8-19	42%	27	13	58
4.	Purdue	23-46	50%	12-13	92%	36	16	58
	Nebraska	19-59	32%	9-15	60%	31	14	47
5.	Nebraska	25-72	35%	11-19	58%	34	27	61
	Creighton	25-44	57%	28-36	78%	48	19	78
6.	Cal-Sacramento	22-56	39%	12-16	75%	29	16	56
	Nebraska	39-81	48%	13-17	76%	52	19	91
7.	Nebraska	26-60	42%	15-24	63%	38	33	67
	Mississippi	25-50	50%	20-34	58%	41	24	70
8.	Nebraska	31-62	50%	13-20	65%	34	20	75
	Cal-Santa Barbara	17-47	36%	21-24	88%	37	20	55
9.	Nebraska (UNLV Tourna.)	30-61	49%	3-10	30%	48	28	63
	Nevada-Las Vegas	31-68	46%	17-32	53%	42	15	79
10.	Nebraska (Big 8 Pres. OT)	27-65	41%	4-8	50%	37	17	58
	Missouri	24-58	41%	8-14	57%	45	14	56
11.	Nebraska (Big 8 Tourn.)	25-57	44%	11-22	50%	32	21	61
	Colorado	29-50	58%	16-22	73%	38	24	74
12.	Nebraska (Big 8 Tourn.)	27-57	47%	15-18	83%	41	23	69
	Oklahoma	22-63	35%	9-16	56%	40	21	53
13.	Nebraska	26-49	53%	20-33	61%	35	25	72
	Iowa State	26-59	44%	16-28	57%	46	27	68
14.	Nebraska	25-58	43%	11-20	56%	34	21	61
	Colorado	25-52	48%	14-22	64%	33	22	64
15.	Kansas State	23-54	43%	7-10	70%	39	14	53
	Nebraska	25-59	42%	5-13	38%	32	17	55
16.	Nebraska	25-56	45%	10-12	83%	26	23	60
	Missouri	26-41	63%	24-28	86%	26	17	76
17.	Oklahoma	24-63	38%	8-13	62%	37	17	56
	Nebraska	32-60	53%	10-16	63%	36	17	74
18.	Kansas (OT)	28-61	67%	8-12	66%	36	21	64
	Nebraska	30-52	58%	6-14	43%	30	17	66
19.	Nebraska	20-46	43%	17-17	100%	26	24	57
	Oklahoma State	26-51	51%	14-21	67%	32	19	66
20.	Colorado	15-38	39%	22-29	76%	19	24	52
	Nebraska	28-55	51%	23-27	85%	36	27	79
21.	Nebraska	19-44	43%	8-14	57%	23	22	46
	Kansas State	20-45	44%	18-23	78%	38	16	58
22.	Iowa State	16-39	41%	16-25	64%	37	11	48
	Nebraska	21-53	40%	4-5	80%	23	18	46
23.	Nebraska	25-55	45%	8-10	80%	22	11	58
	Oklahoma	35-64	55%	9-11	82%	41	10	79
24.	Missouri	20-46	43%	24-30	80%	30	19	64
	Nebraska	30-64	47%	16-20	80%	36	20	76
25.	Nebraska	27-58	47%	5-5	100%	26	18	59
	Kansas	28-46	61%	10-14	71%	27	11	66
26.	Oklahoma State	23-57	40%	21-25	84%	31	23	67
	Nebraska	28-53	53%	20-26	77%	37	19	76
27.	Nebraska (Big 8 Posts, 2OT)	28-57	49%	4-5	80%	34	18	60
	Kansas State	26-53	49%	9-13	69%	27	12	61

NU RANKS 18th In NCAA '79 ATTENDANCE STATS

Nebraska was the 18th highest drawing basketball team in the country last year, averaging 11,979 fans a game in the Bob Devaney Sports Center.

Kansas was the only higher ranked Big 8 team as the Jayhawks averaged 13,904 at Allen Fieldhouse.

The top 25 teams are:

G/S Attend. Avg. Change				G/S Attend. Avg. Change							
1	Kentucky	15	351,042	23,403	+68	14	Louisiana State	14	177,964	12,712	+2,817
2	Brigham Young	14	277,020	19,787	+2,619	15	Iowa	14	174,752	12,482	+515
3	New Mexico	17	282,897	16,641	-599	16	Utah	15	181,706	12,114	-960
4	Texas	14	222,386	15,885	+3,302	17	Tennessee	14	169,165	12,083	-302
5	Vanderbilt	14	215,330	15,381	+568	18	Nebraska	11	131,769	11,979	+1,809
6	Minnesota	15	227,115	15,141	+252	19	UCLA	18	212,042	11,780	+447
7	Michigan	14	208,108	14,865	+1,369	20	Dayton	18	210,649	11,703	+202
8	Illinois	13	184,715	14,209	+5,409	21	Michigan State	13	151,686	11,668	+1,782
9	Indiana	15	210,778	14,052	-228	22	Arizona	15	174,831	11,655	+160
10	Louisville	16	224,784	14,049	+1,595	23	Notre Dame	16	181,520	11,345	+169
11	Kansas	13	180,750	13,904	+1,754	24	Alabama	13	146,059	11,235	+1,813
12	Purdue	17	231,791	13,635	+360	25	Maryland	18	201,536	11,196	-1,171
13	Ohio State	13	173,144	13,319	-60						

HUSKERS BREAK ALL SPORTS CENTER ATTENDANCE RECORDS IN 1978-79

Nebraska broke all the previous bests in attendance at the Bob Devaney Sports Center last season. The single game attendance record was set against Colorado on Feb. 3 as 14,999 jammed the center to watch Nebraska beat the Buffaloes 79-52.

The Husker home attendance average for 11 games was 11,979 and 12,786 for seven Big 8 home contests.

NU RANKED 18th IN ATTENDANCE FOR PER GAME INCREASE

Nebraska ranked 18th in the country last year among college teams that increased its attendance from the previous season by at least 1,500. In 1978, Nebraska averaged 10,170 and last season, the Huskers drew 11,979 a game for an increase of 1,809.

The top 25 teams are:

	1978	1979	PG UP		1978	1979	PG UP
1 Illinois	8,719	14,209	5,490	14 SMU	4,683	6,647	1,964
2 Montana State	1,460	4,808	3,348	15 Butler	2,670	4,621	1,951
3 Texas	12,583	15,885	3,302	16 Texas-El Paso	7,234	9,105	1,871
4 Evansville	5,095	8,015	2,920	17 Alabama	9,422	11,235	1,813
5 East Carolina	1,060	3,908	2,848	18 Nebraska	10,170	11,979	1,809
6 LSU	9,895	12,712	2,817	19 Michigan State	9,886	11,668	1,782
7 West Virginia	5,522	8,169	2,647	20 Kansas	12,150	13,904	1,754
8 Brigham Young	17,168	19,787	2,619	21 Alcorn State	2,700	4,453	1,753
9 South Alabama	2,192	4,649	2,457	22 Canisius	1,434	3,127	1,693
10 Arkansas	6,526	8,828	2,302	23 Oregon State	7,987	9,513	1,606
11 Eastern Kentucky	3,146	5,347	2,201	24 Louisville	12,454	14,049	1,595
12 Rhode Island	4,801	6,872	2,071	25 Miss. State	5,563	7,146	1,583
13 Davidson	2,470	4,500	2,030				

NU GAME-BY-GAME IN 1978-79

Game No. 1 Nebraska 64, Alabama-Birmingham 55
Birmingham, Ala.
Nov. 24, 1978

Nebraska (64)					Alabama-Birmingham (55)						
	fg-a	ft-a	rb	pf	tp		fg-a	ft-a	rb	pf	tp
Curt Hedberg	4-8	2-2	5	4	10	Daryl Braden	3-7	0-1	1	3	6
Andre Smith	3-4	0-0	4	4	6	Larry Spicer	1-4	3-3	3	3	5
Carl McPipe	4-9	2-3	5	1	10	Stan Scales	2-4	0-0	3	5	4
Mike Naderer	3-4	0-0	2	3	6	Oliver Robinson	2-9	0-2	4	1	4
Brian Banks	3-5	4-6	2	3	10	Greg Leet	5-8	1-3	2	1	11
Ray Collins	0-0	0-0	0	0	0	Bill McCammon	0-0	0-0	0	1	0
Jerry Shoecraft	0-0	0-0	0	0	0	George Jones	4-7	6-6	3	2	14
Gerard Myrthil	0-1	0-0	1	0	0	Raymond Gause	1-3	0-1	0	2	2
Bob Moore	4-6	4-5	7	4	12	Derrick Bentley	0-0	0-0	0	0	0
Mark McVicker	0-3	0-0	0	0	0	Leon Morris	2-3	5-8	3	2	9
Eric Eckelman	2-4	2-2	1	1	6	Donnie Speer	0-1	0-0	1	0	0
Jack Moore	1-2	2-2	0	3	4	Doug Owens	0-0	0-0	3	0	0
TEAM			0								
TOTALS	24-43	16-20	33	23	64	TOTALS	20-46	15-22	23	20	55

Shooting Percentages: Nebraska—field goal 55.0, free throw 80.0; Alabama-Birmingham—field goal 43.0, free throw 68.0

Attendance: 14,800

Halftime Score: Nebraska 34, Alabama-Birmingham 24

GAME-BY-GAME IN 1978-79

Game No. 2 Nebraska 70, Arkansas Tech 59 Lincoln, Neb. Nov. 25, 1978

Arkansas Tech (59)						Nebraska (70)					
	fg-a	ft-a	rb	pf	tp		fg-a	ft-a	rb	pf	tp
Johnny White	2-3	0-0	2	5	4	Bob Moore	6-12	0-0	2	5	12
Castamal Thompson	2-4	1-2	7	1	5	Curt Hedberg	3-6	0-0	6	2	6
Eric Bozeman	3-8	0-0	2	4	6	Andre Smith	12-14	2-6	6	4	26
Joe Bob Wise	6-10	10-10	3	4	26	Mike Naderer	3-5	0-0	1	2	6
Earvin Thompson	0-1	0-0	0	0	0	Brian Banks	2-5	0-0	3	2	4
Greg Burks	6-11	0-0	0	0	0	Ray Collins	0-2	0-0	1	0	0
Teddy Puckett	0-1	0-2	1	1	0	Jerry Shoecraft	0-1	0-0	0	0	0
Larry Lighting	0-1	0-0	0	0	0	Jack Moore	6-10	2-2	2	3	14
Jeff Lovelace	3-4	0-0	3	1	6	Gerard Myrthil	1-3	0-0	1	2	2
TEAM			4			Mark McVicker	0-0	0-0	1	0	0
						Eric Eckelman	0-3	0-0	1	2	0
						TEAM			5		
TOTALS	24-43	11-14	22	16	59	TOTALS	33-61	4-8	29	22	70

Shooting Percentages: Nebraska—field goal 54.1, free throw 50.0; Arkansas Tech—field goal 55.8, free throw 78.5

Attendance: 6,847

Halftime score: Nebraska 31, Arkansas Tech 28



Game No. 3 Nebraska 58, Minnesota 48 Lincoln, Neb. Nov. 28, 1978

Minnesota (48)						Nebraska (58)					
	fg-a	ft-a	rb	pf	tp		fg-a	ft-a	rb	pf	tp
Leo Rautins	4-8	0-0	3	1	8	Andre Smith	3-6	1-5	5	1	7
Kevin McHale	7-13	0-1	10	4	14	Curt Hedberg	2-6	0-0	5	4	4
Brian Pederson	2-2	0-2	6	2	4	Carl McPipe	7-18	0-4	8	1	14
Darryl Mitchell	2-4	0-0	2	3	4	Mike Naderer	3-5	0-0	2	1	6
James Jackson	2-9	0-0	2	4	4	Brian Banks	6-13	3-4	0	2	15
Mark Hall	1-2	0-0	0	2	2	Ray Collins	0-1	0-1	0	0	0
Trent Tucker	4-6	2-2	5	2	10	Jerry Shoecraft	0-0	0-0	0	0	0
Gary Holmes	1-2	0-0	3	2	2	Jack Moore	0-0	2-2	0	0	2
TEAM			6			Gerard Myrthil	0-0	0-0	0	0	0
						Bob Moore	4-10	2-3	5	4	10
TOTALS	23-46	2-5	37	20	48	TOTALS	25-58	8-19	27	13	58

Shooting Percentages: Nebraska—field goal 43.1, free throw 42.1; Minnesota—field goal 50.0, free throw 40.0

Attendance: 12,334

Halftime score: Nebraska 24, Minnesota 24

GAME-BY-GAME IN 1978-79

Game No. 4

Purdue 58, Nebraska 47

Lincoln, Neb.

Dec. 2, 1978

Purdue (58)					Nebraska (47)						
	fg-a	ft-a	rb	pf	tp		fg-a	ft-a	rb	pf	tp
Steve Walker	0-1	0-0	2	2	0	Andre Smith	3-9	5-7	10	3	11
Drake Morris	6-11	9-9	8	2	21	Curt Hedberg	2-8	0-0	3	3	4
Brian Walker	1-3	2-2	2	2	4	Brian Banks	3-11	1-2	4	2	7
Jerry Sichting	1-5	0-0	4	2	2	Bob Moore	0-6	0-0	3	0	0
Mike Searce	1-3	0-0	0	2	2	Mike Naderer	1-4	0-0	0	1	2
Neil Bemenderfer	2-2	0-0	1	1	4	Ray Collins	0-0	0-0	0	0	0
Roosevelt Barnes	0-0	0-0	0	0	0	Jerry Shoecraft	4-5	0-0	3	1	8
Arnette Hallman	3-7	0-0	7	2	6	Jack Moore	1-2	0-0	0	0	2
TOTALS	23-46	12-13	36	16	58	Gerard Myrthil	0-1	1-2	1	0	1
						Mark McVicker	0-1	1-2	1	0	1
						Eric Eckelman	0-1	0-0	0	0	0
						TOTALS	19-59	9-15	31	14	47

Shooting Percentages: Nebraska—field goal 32.2, free throw 60.0; Purdue—field goal 50.0, free throw 92.3
Attendance: 13,022

Halftime score: Nebraska 27, Purdue 24



Game No. 5

Creighton 78, Nebraska 61

Omaha, Neb.

Dec. 9, 1978

Nebraska (61)					Creighton (78)						
	fg-a	ft-a	rb	pf	tp		fg-a	ft-a	rb	pf	tp
Mike Naderer	2-7	2-2	2	3	6	Chris Peterson	4-7	0-0	1	1	8
Ray Collins	0-4	0-0	1	2	0	Jai Mahone	2-2	1-2	3	3	5
Jerry Shoecraft	1-1	0-0	1	1	2	John C. Johnson	6-8	7-9	11	1	19
Jack Moore	1-8	1-3	2	2	3	Kevin McKenna	2-9	1-2	5	5	5
Brian Banks	6-15	0-2	4	5	12	Dennis Rasmussen	5-6	2-3	6	2	12
Bob Moore	2-5	0-0	2	4	4	Paul Trieschman	0-2	1-2	4	3	1
Mark McVicker	0-1	0-0	0	0	0	Daryl Stovall	0-0	0-0	0	0	0
Andre Smith	2-3	6-8	2	4	10	Jim Honz	1-2	0-0	1	1	2
Eric Eckelman	0-2	1-2	1	0	1	David Wesely	5-8	16-18	11	3	26
Curt Hedberg	1-4	0-0	4	2	2	TEAM					5
Carl McPipe	10-22	1-2	9	4	21	TOTALS	25-44	28-36	48	19	78
TEAM			4								
TOTALS	25-72	11-19	34	27	61						

Shooting Percentages: Nebraska—field goal 34.7, free throw 57.0; Creighton—field goal 56.8, free throw 77.7

Attendance: 9,127

Halftime Score: Creighton 31, Nebraska 25

GAME-BY-GAME IN 1978-79

Game No. 6 Nebraska 91, Cal-Sacramento 56

Lincoln, Neb.

Dec. 13, 1978

Cal-Sacramento (56)						Nebraska (56)					
	fg-a	ft-a	rb	pf	tp		fg-a	ft-a	rb	pf	tp
Ricky Green	0-1	0-0	1	1	0	Andre Smith	7-14	1-2	9	1	15
Don Opdyke	4-8	3-4	6	0	11	Curt Hedberg	1-3	0-0	4	3	2
Ricky Patterson	4-8	2-2	4	4	10	Carl McPipe	5-8	2-4	5	5	13
Ted Borum	3-8	0-0	1	1	6	Brian Banks	5-7	0-0	5	2	10
Steve Nunes	2-3	0-1	1	1	4	Bob Moore	3-6	0-0	3	1	6
Jack Jolliff	0-2	0-0	1	0	0	Mike Naderer	3-9	2-2	1	3	8
Dennis Stowe	1-2	0-0	4	2	2	Ray Collins	4-8	0-0	3	1	8
Washington Jacobs	4-7	0-0	1	1	8	Jerry Shoecraft	5-10	2-3	8	0	12
Pete Smith	2-8	0-0	2	2	4	Jack Moore	3-7	4-4	2	1	10
Pete Dosh	2-9	7-9	2	4	11	Ken Dorrell	0-0	0-0	1	0	0
TEAM						Gerard Myrthil	0-2	0-0	0	0	0
						Mark McVicker	3-5	0-0	2	2	6
TOTALS	22-56	12-16	29	16	56	Eric Eckelman	0-2	0-0	2	0	0
						Bill Cunningham	0-0	1-2	2	0	1
						TEAM			5		
						TOTALS	39-81	13-17	52	19	91

Shooting Percentages: Nebraska—field goal 48.1, free throws 76.4; Cal-Sacramento—field goal 39.2, free throw 75.0

Attendance: 8,064

Halftime score: Nebraska 42, Cal-Sacramento 25



Game No. 7 Mississippi 70, Nebraska 67

Biloxi, Miss.

Dec. 16, 1978

Nebraska (67)						Mississippi (70)					
	fg-a	ft-a	rb	pf	tp		fg-a	ft-a	rb	pf	tp
Andre Smith	5-6	1-1	4	5	11	Elson Turner	8-12	4-5	9	2	20
Curt Hedberg	1-5	0-0	4	5	2	John Stroud	6-11	7-10	6	3	19
Carl McPipe	5-12	2-6	8	5	12	Kim Benson	3-7	2-3	5	4	8
Mike Naderer	0-2	2-2	3	1	2	Chris Barrett	2-7	4-5	6	2	8
Brian Banks	8-16	2-4	5	3	18	Sean Tuohy	1-1	0-0	2	4	2
Bob Moore	2-4	2-4	1	5	6	Tim Thomas	1-3	0-4	6	5	2
Jerry Shoecraft	1-6	0-0	1	4	2	Henry Jackson	4-7	3-7	3	4	11
Jack Moore	1-5	4-4	0	1	6	Tom Warda	0-2	0-0	0	0	0
Mark McVicker	1-1	0-0	1	1	2	TEAM			5		
Bill Cunningham	1-2	0-1	3	1	2						
Eric Eckelman	0-0	2-2	2	1	2	TOTALS	25-50	20-34	41	24	70
Gerard Myrthil	1-1	0-0	0	1	2						
TEAM			5								
TOTALS	26-60	15-24	38	33	67						

Shooting Percentages: Nebraska—field goal 42.0, free throw 62.5; Mississippi—field goal 50.0, free throw 58.0

Attendance: 1,000

Halftime Score: Mississippi 35, Nebraska 33

GAME-BY-GAME IN 1978-79

Game No. 8

Nebraska 75, Cal-Santa Barbara 55

Las Vegas, Nev.—Rebel Roundup

Dec. 22, 1978

Nebraska (75)						Cal-Santa Barbara (55)					
	fg-a	ft-a	rb	pf	tp		fg-a	ft-a	rb	pf	tp
Mike Naderer	1-6	1-2	1	2	3	Anthony Sheen	3-7	7-7	6	2	13
Ray Collins	2-3	0-0	1	2	4	Matt Maderos	2-6	6-6	0	2	10
Jerry Shoecraft	0-2	0-0	0	1	0	Jeff Perry	1-6	0-0	1	4	2
Jack Moore	5-8	1-1	3	3	11	Jerry Ocasio	2-3	5-7	2	1	9
Ken Dorrell	0-0	0-0	0	0	0	Wayne Stevenson	4-10	0-0	13	5	8
Brian Banks	1-2	2-2	1	1	4	Dan Starr	2-4	0-0	0	1	4
Gerard Myrthil	3-3	0-1	5	3	6	Steve Parrott	2-4	0-0	0	0	4
Bob Moore	2-6	2-3	2	3	6	Greg Howard	0-1	2-2	1	1	2
Mark McVicker	0-0	0-0	0	0	0	Robbie Robinson	1-5	1-2	9	4	3
Andre Smith	8-14	2-5	8	1	18	Richard Anderson	0-1	0-0	0	0	0
Eric Eckelman	1-1	1-2	1	0	3	TEAM			3		
Curt Hedberg	0-2	2-2	2	1	2						
Carl McPipe	8-15	2-2	7	3	18	TOTALS	17-47	21-24	37	20	55
TEAM			1								
TOTALS	31-62	13-20	34	20	75						

Shooting Percentage: Nebraska—field goal 50.0, free throw 65.0; Cal-Santa Barbara—field goal 36.2, free throw 87.5

Attendance: 6,376

Halftime Score: Nebraska 28, Cal-Santa Barbara 28



Game No. 9

Nevada-Las Vegas 79, Nebraska 63

Las Vegas, Nev.—Rebel Roundup

Dec. 23, 1978

(Championship Game)

Nebraska (63)						Nevada-Las Vegas (79)					
	fg-a	ft-a	rb	pf	tp		fg-a	ft-a	rb	pf	tp
Mike Naderer	5-6	0-1	1	2	10	Brett Vroman	5-10	0-3	5	2	10
Ray Collins	0-2	0-0	0	0	0	F. R. Williams	3-9	2-3	1	3	8
Jerry Shoecraft	0-1	0-0	2	0	0	Michael Loyd	1-2	4-6	2	1	6
Jack Moore	1-2	0-0	0	3	2	Richard Box	0-2	0-0	1	0	0
Brian Banks	2-8	0-0	7	2	4	Eddie McLeod	3-7	2-2	6	2	8
Gerard Myrthil	1-4	0-2	1	3	2	Earl Evans	3-12	0-3	10	1	6
Bob Moore	5-11	0-1	3	4	10	Tony Smith	11-17	4-6	1	1	26
Andre Smith	5-8	2-4	17	5	12	Michael Burns	3-6	2-4	3	3	8
Bill Cunningham	2-2	0-0	2	0	4	Freddie Thompson	2-3	3-5	4	2	7
Curt Hedberg	2-4	0-0	4	4	4	TEAM			2		
Carl McPipe	7-13	1-2	6	5	15						
TEAM			3			TOTALS	31-68	17-32	42	15	79
TOTALS	30-61	3-10	48	28	63						

Shooting Percentages: Nebraska—field goal 49.2, free throw 30.0; Nevada-Las Vegas—field goal 45.6, free throw 53.1

Attendance: 6,376

Halftime Score: Nevada-Las Vegas 35, Nebraska 31

GAME-BY-GAME IN 1978-79

Game No. 10 **Nebraska 58, Missouri 56 (OT)**

Kansas City, Missouri

Dec. 28, 1978

(First Round of Big 8 Preseason)

Nebraska (58)						Missouri (56)					
	fg-a	ft-a	rb	pf	tp		fg-a	ft-a	rb	pf	tp
Bob Moore	5-13	0-2	5	2	10	Curtis Berry	8-16	1-2	14	4	17
Andre Smith	4-7	1-1	8	3	9	Brad Droy	4-8	3-4	11	4	11
Carl McPipe	8-18	0-0	8	3	16	Carl Amos	0-1	0-0	1	1	0
Mike Naderer	1-4	0-0	0	2	2	Kenn Stoehner	0-3	0-0	3	1	0
Brian Banks	1-8	0-0	3	3	2	Larry Drew	6-12	2-6	0	1	14
Curt Hedberg	2-3	0-0	3	2	4	Lex Drum	0-1	0-0	1	0	0
Gerard Myrthil	5-7	3-4	4	2	9	Steve Wallace	2-5	0-0	1	0	4
Jack Moore	0-4	0-0	3	0	0	Kirk Shawver	0-2	0-0	1	0	0
Jerry Shoecraft	0-0	0-0	0	0	0	Tom Dore	4-10	2-2	5	3	10
Ray Collins	1-1	0-1	0	0	2	Barry Laurie	0-0	0-0	0	0	0
TEAM			3			Mike Foster	0-0	0-0	0	0	0
						TEAM			8		
TOTALS	27-65	4-8	37	17	58	TOTALS	24-58	8-14	45	14	56

Shooting Percentages: Nebraska—field goal 41.5, free throw 50.0; Missouri—field goal 41.4, free throw 57.1

Attendance: 13,157

Halftime Score: Nebraska 29, Missouri 22



Game No. 11

Colorado 74, Nebraska 61

Kansas City, Missouri

Dec. 29, 1978

(Semis of Big 8 Preseason)

Nebraska (61)						Colorado (74)					
	fg-a	ft-a	rb	pf	tp		fg-a	ft-a	rb	pf	tp
Bob Moore	6-10	0-0	2	7	12	Clayton Bullard	0-1	0-0	2	5	0
Andre Smith	7-12	1-6	5	4	15	Brian Johnson	7-12	6-7	13	1	20
Carl McPipe	1-8	2-6	9	4	4	Craig Austin	0-1	2-2	3	5	2
Mike Naderer	5-9	2-2	0	5	12	Emmett Lewis	14-20	3-6	6	1	31
Gerard Myrthil	5-12	4-6	4	3	14	Toney Ellis	4-8	2-2	0	3	10
Curt Hedberg	1-2	0-0	4	2	2	Mike Gorman	1-1	0-0	1	5	2
Jack Moore	0-4	2-2	1	0	2	Jack Magno	1-1	3-5	4	1	5
Jerry Shoecraft	0-0	0-0	0	0	0	Dave Netherton	1-1	0-0	1	1	2
Eric Eckelman	0-0	0-0	0	0	0	Greg Benjamin	1-4	0-0	2	2	2
TEAM			7			Joe Washington	0-0	0-0	0	0	0
						Tolley	0-1	0-0	0	0	0
TOTALS	25-57	11-22	32	21	61	TEAM			1		
						TOTALS	29-50	16-22	38	24	74

Shooting Percentages: Nebraska—field goal 43.9, free throw 50.0; Colorado—field goal 58.0, free throw 72.7

Attendance: 16,817

Halftime Score: Colorado 45, Nebraska 37

GAME-BY-GAME IN 1978-79

Game No. 12

Nebraska 69, Oklahoma 53

Kansas City, Mo.

Dec. 30, 1978

(Third Place At Big 8 Preseason)

Nebraska (69)						Oklahoma (53)					
	fg-a	ft-a	rb	pf	tp		fg-a	ft-a	rb	pf	tp
Bob Moore	7-12	3-3	3	2	17	John McCollough	1-7	3-4	5	2	5
Andre Smith	3-8	5-6	7	5	11	Terry Stotts	5-11	2-3	7	2	12
Carl McPipe	5-15	2-2	10	5	12	Al Beal	3-6	1-4	10	4	7
Mike Naderer	3-8	0-0	5	4	6	Aaron Curry	2-11	2-2	3	2	6
Gerard Myrthil	1-3	0-0	2	0	2	Ray Whitley	6-12	0-0	4	4	12
Curt Hedberg	2-4	3-4	6	0	7	Cary Carrabine	2-10	1-2	2	0	5
Jack Moore	1-2	0-1	1	1	2	Greg Jones	3-5	0-1	3	5	6
Jerry Shoecraft	5-5	2-2	4	1	12	Ingram Purvis	0-1	0-0	0	1	0
TEAM			3			Lester Pace	0-0	0-0	1	0	0
						Kyle Dodd	0-0	0-0	0	1	0
TOTALS	27-57	15-18	41	23	69	TOTALS	22-63	9-16	40	21	53
TEAM			5								

Shooting percentages: Nebraska—field goal 47.3, free throw 83.3; Oklahoma—field goal 34.9, free throw 56.3

Attendance: 3,000

Halftime score: Nebraska 35, Oklahoma 24



Game No. 13

Nebraska 72, Iowa State 68

Ames, Iowa

Jan. 6, 1979

Nebraska (72)						Iowa State (68)					
	fg-a	ft-a	rb	pf	tp		fg-a	ft-a	rb	pf	tp
Bob Moore	4-7	1-3	2	4	9	Robert Estes	1-4	1-5	8	3	3
Andre Smith	7-9	0-4	8	3	14	Chuck Harmonson	4-8	2-2	7	5	10
Carl McPipe	6-14	5-10	11	4	17	Dean Uthoff	5-10	1-2	7	5	11
Mike Naderer	1-4	4-4	0	4	6	Andrew Parker	6-12	2-3	3	5	14
Gerald Myrthil	5-10	2-2	3	5	12	Jon Ness	3-8	4-6	4	2	10
Ray Collins	0-0	1-2	0	0	1	Charles Harris	2-5	0-0	1	3	4
Jerry Shoecraft	1-1	0-0	0	1	2	Carlton Evans	0-1	0-1	1	0	0
Jack Moore	0-1	2-2	2	0	2	Eric Davis	0-2	0-0	0	0	0
Bill Cunningham	0-1	0-0	0	0	0	Bob Fowler	5-9	6-9	8	4	16
Curt Hedberg	2-2	5-6	1	4	9	TEAM			7		
TEAM			8			TOTALS	25-59	16-28	46	27	68
TOTALS	26-49	20-33	35	25	72						

Shooting percentages: Nebraska—field goal 53.0, free throw 60.6; Iowa State—field goal 44.1, free throw 57.1

Attendance: 17,100 (TV)

Halftime score: Nebraska 39, Iowa State 31

GAME-BY-GAME IN 1978-79

Game No. 14

Colorado 64, Nebraska 61

Boulder, Colo.

Jan. 13, 1979

Nebraska (61)						Colorado (64)					
	fg-a	ft-a	rb	pf	tp		fg-a	ft-a	rb	pf	tp
Bob Moore	7-18	2-3	6	4	16	Brian Johnson	4-9	3-5	4	5	11
Andre Smith	7-8	3-8	7	4	17	Clayton Bullard	0-2	0-0	3	1	0
Carl McPipe	7-12	3-5	12	4	17	Craig Austin	1-2	0-2	8	4	2
Mike Naderer	1-6	0-0	2	3	2	Emmett Lewis	8-16	2-2	6	4	18
Gerard Myrthil	0-0	0-0	1	0	0	Toney Ellis	6-13	4-4	2	0	16
Jerry Shoecraft	0-3	1-2	2	1	1	Mike Gorman	2-3	4-8	1	3	8
Jack Moore	0-0	0-0	1	0	0	Dave Netherton	2-4	0-0	4	2	4
Brian Banks	3-11	0-0	0	5	6	Jack Magno	1-2	1-1	2	3	3
Curt Hedberg	0-0	2-2	3	0	2	Greg Benjamin	1-1	0-0	0	0	2
TEAM						Joe Washington	0-0	0-0	0	0	0
						TEAM			3		
TOTALS	25-58	11-20	34	21	61	TOTALS	25-52	14-22	33	22	64

Shooting percentages: Nebraska—field goal 43.1, free throw 55.0; Colorado—field goal 48.1, free throw 63.6

Attendance: 4,000

Halftime score: Colorado 29, Nebraska 28



Game No. 15

Nebraska 55, Kansas State 53

Lincoln, Neb.

Jan. 17, 1979

Kansas State (53)						Nebraska (55)					
	fg-a	ft-a	rb	pf	tp		fg-a	ft-a	rb	pf	tp
Ed Nealy	1-1	0-0	3	1	2	Bob Moore	4-10	0-2	3	2	8
Jari Wills	2-2	0-0	7	3	4	Andre Smith	5-12	0-0	9	0	10
Steve Soldner	7-14	0-0	7	4	14	Carl McPipe	5-14	0-3	7	3	10
Rolando Blackman	8-14	0-0	7	1	16	Mike Naderer	5-10	0-0	0	4	10
Tyrone Adams	0-8	1-2	1	1	1	Brian Banks	0-2	3-4	0	5	3
Glenn Marshall	2-7	4-4	3	0	8	Ray Collins	0-0	0-0	0	0	0
Eugene Goodlow	1-3	2-4	2	1	4	Jack Moore	0-0	0-0	0	2	0
Brent Murphy	2-5	0-0	7	3	4	Gerard Myrthil	4-6	2-3	4	1	10
TEAM			2			Curt Hedberg	2-5	0-1	5	0	4
						TEAM			4		
TOTALS	23-54	7-10	39	14	53	TOTALS	25-59	5-13	32	17	55

Shooting Percentages: Nebraska—field goal 42.3, free throw 38.4; Kansas State—field goal 42.5, free throw 70.0

Attendance: 11,286

Halftime Score: Nebraska 24, Kansas State 14

GAME-BY-GAME IN 1978-79

Game No. 16 Missouri 76, Nebraska 60 Columbia, Mo. Jan. 20, 1979

Nebraska (60)						Missouri (76)					
	fg-a	ft-a	rb	pf	tp		fg-a	ft-a	rb	pf	tp
Bob Moore	5-13	1-2	3	3	11	Mark Dressler	3-3	2-2	0	3	8
Andre Smith	5-10	2-2	4	5	12	Kirk Shawver	3-5	0-0	7	2	6
Carl McPipe	8-14	7-8	12	3	23	Curtis Berry	6-10	3-4	9	4	15
Mike Naderer	1-3	0-0	0	3	2	Steve Wallace	7-13	7-7	4	1	21
Brian Banks	2-2	0-0	1	3	4	Larry Drew	3-4	5-6	1	2	11
Curt Hedberg	0-2	0-0	0	3	0	Brad Droy	4-6	5-7	5	4	13
Gerard Myrthil	2-3	0-0	0	0	4	Tom Dore	0-0	0-0	0	1	0
Jack Moore	0-2	0-0	1	1	0	Kenn Stoehner	0-0	2-2	0	0	2
Ray Collins	0-4	0-0	1	0	0	Barry Laurie	0-0	0-0	0	0	0
Jerry Shoecraft	2-3	0-0	2	2	4	Carl Amos	0-0	0-0	0	0	0
Bill Cunningham	0-0	0-0	1	0	0	Mike Foster	0-0	0-0	0	0	0
TEAM				1							
TOTALS	25-56	10-12	26	23	60	TOTALS	26-41	24-28	26	17	76

Shooting Percentages: Nebraska—field goal 44.6, free throws 83.3; Missouri—field goal 63.4, free throw 85.7

Attendance: 8,184

Halftime Score: Missouri 37, Nebraska 29



Game No. 17 Nebraska 74, Oklahoma 56 Lincoln, Neb. Jan. 24, 1979

Oklahoma (56)						Nebraska (74)					
	fg-a	ft-a	rb	pf	tp		fg-a	ft-a	rb	pf	tp
John McCullough	5-12	1-2	3	3	11	Bob Moore	5-10	1-2	2	3	11
Terry Stotts	3-8	0-1	2	1	6	Andre Smith	7-13	0-0	8	4	14
Al Beal	6-13	4-4	12	3	16	Carl McPipe	9-14	3-5	12	3	21
Aaron Curry	6-14	1-2	7	3	13	Mike Naderer	3-5	2-2	1	1	8
Ray Whitley	1-5	0-0	2	5	2	Brian Banks	4-9	1-1	1	2	9
Cary Carrabine	0-3	0-0	1	0	0	Ray Collins	0-2	0-0	1	2	0
Kyle Dodd	0-1	2-2	1	0	2	Jerry Shoecraft	0-1	1-2	0	0	1
Ingram Purvis	0-0	0-0	0	0	0	Jack Moore	0-0	0-0	0	0	0
Greg Jones	3-6	0-0	2	2	6	Gerard Myrthil	2-2	2-4	2	1	6
Lester Pace	0-1	0-2	1	0	0	Mark McVicker	2-2	0-0	0	1	4
TEAM						Bill Cunningham	0-0	0-0	1	0	0
TOTALS	24-63	8-13	37	17	56	Curt Hedberg	0-2	0-0	4	0	0
						TEAM			4		
						TOTALS	32-60	10-16	36	17	74

Shooting Percentages: Nebraska—field goal 53.3, free throw 62.5; Oklahoma—field goal 38.0, free throw 61.5

Attendance: 10,765

Halftime score: Nebraska 33, Oklahoma 21

GAME-BY-GAME IN 1978-79

Game No. 18

Nebraska 66, Kansas 64 (OT)

Lincoln, Neb.

Jan. 27, 1978

Kansas (64)						Nebraska (66)					
	fg-a	ft-a	rb	pf	tp		fg-a	ft-a	rb	pf	tp
Tony Guy	4-7	3-4	6	2	11	Bob Moore	5-11	0-1	4	2	10
John Crawford	3-7	1-2	3	3	7	Andre Smith	7-8	1-3	4	4	15
Paul Mokeski	11-15	1-2	9	5	23	Carl McPipe	7-12	2-5	8	4	16
Darnell Valentine	5-14	3-4	3	5	13	Mike Naderer	2-7	2-2	3	1	6
Brad Sanders	1-4	0-0	2	0	2	Brian Banks	7-10	1-2	1	4	15
Wilmore Fowler	2-6	0-0	3	4	4	Gerard Myrthil	1-2	0-1	1	2	2
Mac Stallcup	0-0	0-0	1	0	0	Curt Hedberg	1-2	0-0	4	0	2
Booty Neal	1-3	0-0	3	0	2	TEAM			5		
Chester Giles	1-5	0-0	3	2	2						
TEAM			3			TOTALS	30-52	6-14	30	17	66
TOTALS	28-61	8-12	36	21	64						

Shooting percentages: Nebraska—field goal 57.6, free throws 42.8; Kansas—field goals 66.6, free throws 45.9

Attendance: 11,273 (TV)

Halftime score: Kansas 35, Nebraska 33

Regulation: Nebraska 61, Kansas 61



Game No. 19

Oklahoma State 66, Nebraska 57

Stillwater, Okla.

Jan. 31, 1979

Nebraska (57)						Oklahoma State (66)					
	fg-a	ft-a	rb	pf	tp		fg-a	ft-a	rb	pf	tp
Andre Smith	4-9	4-4	5	5	12	Mark Tucker	7-11	5-6	2	2	19
Bob Moore	5-8	0-0	2	5	10	Don Youman	5-16	3-7	9	2	13
Carl McPipe	1-4	6-6	4	5	8	Jon Moorehead	6-8	0-0	3	5	12
Mike Naderer	2-3	2-2	2	0	6	Randy Wright	3-6	4-6	2	3	10
Brian Banks	5-13	4-4	2	1	14	Ed Odum	3-5	2-2	5	3	8
Curt Hedberg	1-3	0-0	4	3	2	Matt Clark	2-5	0-0	5	4	4
Gerard Myrthil	2-4	1-1	3	3	5	TEAM			6		
Jerry Shoecraft	0-1	0-0	1	1	0						
Ray Collins	0-0	0-0	0	0	0	TOTALS	26-51	14-21	32	19	66
Jack Moore	0-1	0-0	0	1	0						
TEAM			3								
TOTALS	20-46	17-17	26	24	57						

Shooting percentages: Nebraska—field goal 43.0, free throw 100.00 (17-17), Big 8 record; Oklahoma State—field goal 51.1, free throw 67.0

Attendance: 6,100

Halftime score: Nebraska 24, Oklahoma State 24

GAME-BY-GAME IN 1978-79

Game No. 20

Nebraska 79, Colorado 52

Lincoln, Neb.

Feb. 3, 1998

Colorado (52)						Nebraska (79)					
	fg-a	ft-a	rb	pf	tp		fg-a	ft-a	rb	pf	tp
Jack Magno	2-4	5-5	3	5	9	Bob Moors	2-6	4-6	2	5	8
Brian Johnson	2-4	2-2	1	5	6	Andre Smith	4-7	7-7	7	4	15
Craig Austin	1-6	5-6	2	2	7	Carl McPipe	9-15	3-3	12	3	21
Emmett Lewis	4-9	5-7	3	4	13	Mike Naderer	3-4	2-2	3	4	8
Toney Ellis	3-6	1-2	1	2	7	Brian Banks	1-3	2-2	0	4	4
Mike Gorman	1-2	4-6	2	3	6	Ray Collins	0-1	1-2	1	1	1
Joe Washington	1-5	0-0	1	1	2	Jerry Shoecraft	2-3	0-0	0	1	4
Dave Netherton	1-2	0-1	4	2	2	Jack Moore	1-1	1-2	1	0	3
Royce Tolley	0-0	0-0	0	0	0	Ken Dorrell	0-0	0-0	0	0	0
TEAM			2			Gerard Myrthil	3-7	1-1	1	2	7
TOTALS	15-38	22-29	19	24	52	Mark McVicker	0-0	0-0	0	0	0
						Eric Eckelman	0-1	0-0	2	0	0
						Curt Hedberg	3-7	2-2	4	2	8
						TEAM			3		
						TOTALS	28-55	23-27	36	27	79

Shooting percentages: Nebraska—field goal 50.9, free throw 85.1; Colorado—field goal 39.4, free throw 75.8.

Attendance: 14,999 (All Time Record)

Halftime score: Nebraska 33, Colorado 21



Game No. 21

Kansas State 58, Nebraska 46

Manhattan, Kansas

Feb. 7, 1979

Nebraska (46)						Kansas State (58)					
	fg-a	ft-a	rb	pf	tp		fg-a	ft-a	rb	pf	tp
Bob Moore	2-4	1-2	3	3	5	Rolando Blackman	6-10	10-12	6	2	22
Andre Smith	4-8	2-3	3	4	10	Ed Nealy	2-7	2-2	13	3	6
Carl McPipe	6-14	1-3	6	2	13	Steve Soldner	4-5	3-5	5	2	11
Mike Naderer	1-2	2-2	0	3	4	Glen Marshall	0-2	0-0	0	2	0
Brian Banks	5-8	2-2	1	5	12	Tyrone Adams	1-7	3-4	4	3	5
Curt Hedberg	1-2	0-0	5	4	2	Jari Wills	3-7	0-0	4	2	6
Gerard Myrthil	0-4	0-2	0	1	0	Eugene Goodlow	4-6	0-0	2	2	8
Jerry Shoecraft	0-1	0-0	0	0	0	TEAM			4		
TEAM			5			TOTALS	20-45	18-23	38	16	58
TOTALS	19-44	8-14	23	22	46						

Shooting Percentages: Nebraska—field goal 43.2, free throw 57.1; Kansas State: field goal 44.4, free throw 78.3

Attendance: 11,200

Halftime Scores: Kansas State 27, Nebraska 19

GAME-BY-GAME IN 1978-79

Game No. 22

Iowa State 48, Nebraska 46

Lincoln, Neb.

Feb. 10, 1979

Iowa State (48)						Nebraska (46)					
	fg-a	ft-a	rb	pf	tp		fg-a	ft-a	rb	pf	tp
Andrew Parker	7-12	6-8	12	0	20	Bob Moore	4-9	0-0	1	3	8
Robert Estes	2-7	3-6	3	3	7	Andre Smith	6-13	2-2	5	4	14
Dean Ulthoff	1-8	4-7	14	2	6	Carl McPipe	3-13	0-1	7	3	6
Jon Ness	2-2	0-0	4	2	4	Mike Naderer	1-3	0-0	1	2	2
Eric Davis	0-1	0-0	0	1	0	Brian Banks	5-9	2-2	4	2	12
Charles Harris	2-7	0-0	2	1	4	Jerry Shoecraft	0-0	0-0	0	0	0
John Tillo	0-0	0-0	0	0	0	Jack Moore	0-2	0-0	0	1	0
Bob Folwler	1-1	1-2	0	2	3	Gerard Myrthil	0-1	0-0	0	0	0
Chuck Harmison	1-1	2-2	0	0	4	Curt Hedberg	2-3	0-0	5	3	4
TEAM			2								
TOTALS	16-39	16-25	37	11	48	TOTALS	21-53	4-5	23	18	46

Shooting Percentages: Nebraska—field goal 39.6, free throw 80.0; Iowa State—field goal 41.0, free throw 64.0

Attendance: 14,554

Halftime Score: Iowa State 24, Nebraska 20



Game No. 23

Oklahoma 79, Nebraska 58

Norman, Okla.

Feb. 14, 1979

Nebraska (58)						Oklahoma (79)					
	fg-a	ft-a	rb	pf	tp		fg-a	ft-a	rb	pf	tp
Bob Moore	5-8	2-2	4	1	12	John McCullough	13-15	2-2	6	1	28
Andre Smith	5-11	2-2	5	1	12	Terry Stotts	2-12	2-2	5	0	6
Carl McPipe	3-9	3-2	0	3	8	Al Beal	6-8	2-2	4	3	14
Mike Naderer	1-6	0-0	0	1	2	Aaron Curry	4-11	0-0	9	2	8
Brian Banks	3-6	0-0	3	3	6	Raymond Whitley	5-7	1-2	5	0	11
Curt Hedberg	3-5	1-2	1	1	7	Cary Carrabine	2-3	0-1	1	1	4
Gerard Myrthil	2-3	0-0	1	1	4	Ingram Purvis	2-3	2-2	4	2	6
Ray Collins	3-7	0-0	2	0	6	Greg Jones	0-2	0-0	0	1	0
Jerry Shoecraft	0-0	1-2	0	0	1	Les Pace	0-1	0-0	1	0	0
TEAM			5			Donnie Calvert	1-1	0-0	0	0	2
						Kyle Dodd	0-1	0-0	0	0	0
TOTALS	25-55	8-10	22	11	58	TOTALS	35-64	9-11	41	10	79

Shooting Percentages: Nebraska—field goal 45.4, free throw 80.0; Oklahoma—field goal 54.6, free throw 81.8

Attendance: 8,257

Halftime Score: Oklahoma 36, Nebraska 34

GAME-BY-GAME IN 1978-79

Game No. 24

Nebraska 76, Missouri 64

Lincoln, Neb.

Feb. 17, 1979

Missouri (64)						Nebraska (79)					
	fg-a	ft-a	rb	pf	tp		fg-a	ft-a	rb	pf	tp
Bob Moore	1-6	7-8	5	4	9	Mark Dressler	5-7	4-5	4	0	14
Andre Smith	6-13	4-4	15	3	16	Brad Droy	2-5	5-8	8	1	9
Carl McPipe	5-12	2-2	7	5	12	Tom Dore	2-6	0-0	3	2	4
Mike Naderer	3-11	2-2	3	1	8	Steve Wallace	6-13	3-5	3	5	15
Brian Banks	9-15	1-4	2	0	19	Larry Drew	1-7	2-2	4	2	4
Ray Gollins	0-0	0-0	0	1	0	Barry Laurie	0-0	0-0	0	0	0
Jerry Shoecraft	0-0	0-0	0	0	0	Curtis Berry	4-5	8-8	4	5	16
Gerard Myrthil	2-2	0-0	0	2	4	Kenn Stoechner	0-2	0-0	0	0	0
Mark McVicker	0-0	0-0	0	0	0	Mike Foster	0-0	2-2	0	0	2
Curt Hedberg	4-5	0-0	4	4	8	Kirk Shawver	0-0	0-0	0	2	0
						Carl Amos	0-1	0-0	1	2	0
TOTALS	30-64	16-20	36	20	76	TEAM			3		
						TOTALS	20-46	24-30	30	19	64

Shooting percentages: Nebraska—field goal 46.8, free throw 80.0; Missouri—field goal 43.3, free throw 80.0

Attendance: 10,998

Halftime score: Nebraska 37, Missouri 32



Game No. 25

Kansas 66, Nebraska 59

Lawrence, Kansas

Feb. 21, 1979

Nebraska (59)						Kansas (66)					
	fg-a	ft-a	rb	pf	tp		fg-a	ft-a	rb	pf	tp
Bob Moore	7-15	0-0	2	4	14	Booty Neal	5-8	0-0	3	3	10
Andre Smith	4-8	1-1	5	4	9	John Crawford	2-6	2-2	3	1	6
Carl McPipe	2-12	2-2	9	4	6	Paul Mokeski	14-16	2-4	8	3	30
Mike Naderer	3-5	0-0	3	1	6	Tony Guy	2-7	3-4	0	2	7
Brian Banks	8-13	2-2	1	2	18	Brad Sanders	1-2	0-0	2	1	2
Curt Hedberg	2-2	0-0	3	1	4	Wilmore Fowler	1-3	0-0	1	0	2
Gerard Myrthil	1-3	0-0	0	2	2	David Magley	2-3	0-0	6	1	4
TEAM			3			Chester Giles	0-0	0-0	1	0	0
TOTALS	27-58	5-5	26	18	59	Darnell Valentine	1-1	3-4	0	0	5
						TEAM			3		
						TOTALS	28-46	10-14	27	11	66

Shooting percentages: Nebraska—field goal 46.6, free throw 100.0; Kansas—field goal 60.9, free throw 71.4

Attendance: 13,940

Halftime score: Kansas 33, Nebraska 26

GAME-BY-GAME IN 1978-79

Game No. 26

Nebraska 76, Oklahoma State 67

Lincoln, Neb.

Feb. 24, 1979

Oklahoma State (67)						Nebraska (76)					
	fg-a	ft-a	rb	pf	tp		fg-a	ft-a	rb	pf	tp
Mark Tucker	3-8	5-5	3	3	11	Bob Moore	1-6	0-1	4	1	2
Don Youman	4-13	7-9	6	2	15	Andre Smith	6-13	13-14	8	4	25
Jon Moorehead	1-4	2-2	1	5	4	Carl McPipe	7-9	0-0	5	5	14
Randy Wright	6-12	4-4	3	3	16	Mike Naderer	5-7	1-2	4	2	11
Matt Clark	7-14	2-3	9	3	16	Brian Banks	5-10	1-3	7	2	11
Ed Odom	2-3	1-2	2	2	5	Gerard Myrthil	0-1	3-4	2	1	3
Brad Currelly	0-0	0-0	1	0	0	Curt Hedberg	4-7	2-2	5	4	10
Mark Connolly	0-3	0-0	0	5	0	TEAM					2
TEAM				6							
TOTALS	23-57	21-25	31	23	67	TOTALS	28-53	20-26	37	19	76

Shooting percentages: Nebraska—field goal 52.8, free throw 76.9; Oklahoma State—field goal 40.3, free throw 84.0.

Attendance: 13,627

Halftime scores: Nebraska 36, Oklahoma State 34



Game No. 27

Kansas State 61, Nebraska 60 (2OT)

Manhattan, Kan.

Feb. 27, 1979

Nebraska (60)						Kansas State (61)					
	fg-a	ft-a	rb	pf	tp		fg-a	ft-a	rb	pf	tp
Bob Moore	4-12	0-0	2	4	8	Rolando Blackman	6-17	4-4	4	0	16
Andre Smith	7-9	4-5	8	2	18	Ed Nealy	2-3	3-4	5	4	7
Carl McPipe	5-8	0-0	4	4	10	Steve Soldner	4-6	0-0	4	1	8
Mike Naderer	6-10	0-0	3	3	12	Glenn Marshall	5-9	2-5	2	1	12
Brian Banks	2-11	0-0	9	3	4	Tyrone Adams	8-13	0-0	5	4	16
Curt Hedberg	4-7	0-0	2	2	8	Jari Wills	1-5	0-0	2	2	2
TEAM				6		TEAM					5
TOTALS	28-57	4-5	34	18	60	TOTALS	26-53	9-13	27	12	61

Shooting Percentages: Nebraska—field goal 49.1, free throw 80.0; Kansas State—field goal 49.0, free throw 69.2.

Attendance: 8,450

Halftime: Nebraska 29, Kansas State 28

Regulation: Nebraska 53, Kansas State 53

Overtime: Nebraska 57, Kansas State 57

FINAL 1978-79 BIG EIGHT STATISTICS

ALL GAMES

FINAL STANDINGS

Team	W	L	Pct.	Pts.	Opp. Pts.	Scoring Margin
Oklahoma	21	10	.677	2298	2151	+4.7
Kansas	18	11	.621	2113	2027	+3.0
Kansas State	16	12	.571	1915	1789	+4.5
Nebraska	14	13	.519	1729	1683	+1.7
Colorado	14	13	.519	1816	1807	+ .3
Missouri	13	15	.464	1966	1995	-1.0
Oklahoma State	12	15	.444	1938	1935	+ .1
Iowa State	11	16	.407	1946	1930	+ .6

Team Leaders

FG Percentage			FT Percentage			Rebound Percentage		
Oklahoma	943-1916	.492	Oklahoma	412-561	.734	Iowa State	1153- 998	.536
Kansas St.	788-1632	.482	Okla. St.	414-583	.710	Kansas St.	1048- 991	.514
Colorado	720-1506	.478	Colorado	376-536	.702	Oklahoma	1133-1100	.507
Missouri	766-1624	.472	Missouri	434-622	.698	Missouri	1020-1007	.503
Okla. State	762-1632	.467	Kansas	429-629	.682	Kansas	1141-1132	.502
Nebraska	720-1555	.463	Kansas St.	341-503	.678	Colorado	888- 925	.490
Kansas	842-1848	.456	Nebraska	289-437	.661	Okla. State	1016-1065	.488
Iowa State	769-1701	.452	Iowa State	408-628	.650	Nebraska	881- 931	.486

Offensive Average			Defensive Average			Rebound Average		
Oklahoma	TP	Avg.	Nebraska	TP	Avg.	Iowa State	TP	Avg.
Kansas	2298	74.1	Kansas St.	1683	62.3	Kansas	1141	39.3
Iowa State	2113	72.9	Colorado	1789	63.9	Oklahoma St.	1016	37.6
Okla. State	1946	72.1	Oklahoma	1807	66.9	Kansas St.	1048	37.4
Missouri	1938	71.8	Kansas	2151	69.4	Oklahoma	1133	36.6
Kansas St.	1966	70.2	Missouri	2027	69.9	Missouri	1020	36.4
Colorado	1915	68.4	Iowa State	1995	71.3	Colorado	888	32.9
Nebraska	1816	67.3	Okla. State	1930	71.5	Nebraska	881	32.6
	1729	64.0		1935	71.7			

Rebound Margin

Iowa State	+5.7
Kansas St.	+2.0
Oklahoma	+1.1
Missouri	+0.5
Kansas	+0.3
Colorado	-1.4
Okla. State	-1.8
Nebraska	-1.9

Big Eight Conference Final Basketball Statistics

ALL GAMES

	Field Goals		Free Throws		Pct.	Rebounds		Pers. Fouls	Foul Outs	Turn-Overs	Blkd. Shots	Asssts.	Steals	Total Points	Avg. Points
	Made	Att'd.	Made	Att'd.		Made	Avg.								
COLORADO	720	1506	.478	.702	888	32.9	594	31	439	74	298	123	1,816	67.3	
Opponents	697	1499	.465	.671	925	34.3	558	22	443	66	324	130	1,807	66.9	
IOWA STATE	769	1701	.452	.650	1153	42.7	598	23	453	73	396	190	1,946	72.1	
Opponents	755	1593	.474	.679	998	37.0	593	27	451	88	402	189	1,930	71.5	
KANSAS	842	1848	.456	.682	1141	39.3	590	24	439	132	402	258	2,113	72.9	
Opponents	811	1737	.467	.688	1132	39.0	597	29	513	68	369	195	2,027	69.9	
KANSAS STATE	767	1532	.482	.678	1048	37.4	487	10	425	38	382	179	1,915	68.4	
Opponents	744	1663	.447	.669	991	35.4	530	16	429	72	376	181	1,789	63.9	
MISSOURI	766	1624	.472	.698	1020	36.4	565	23	487	60	316	142	1,966	70.2	
Opponents	799	1735	.461	.698	1007	35.0	605	23	422	89	317	154	1,995	71.3	
NEBRASKA	720	1555	.463	.661	881	32.6	552	23	364	70	402	152	1,729	64.0	
Opponents	646	1385	.466	.708	931	34.5	488	23	488	51	331	159	1,683	62.3	
OKLAHOMA	943	1916	.492	.734	1133	36.6	566	20	435	126	537	211	2,298	74.1	
Opponents	884	1922	.460	.691	1100	35.5	563	26	464	55	418	158	2,151	69.4	
OKLAHOMA STATE	762	1632	.467	.710	1016	37.6	511	18	407	40	334	106	1,933	71.8	
Opponents	796	1733	.459	.686	1065	39.4	561	19	387	98	356	111	1,935	71.7	
BIG 8 TEAMS	6309	13414	.470	.690	8280	37.0	4463	173	3449	613	3057	1361	15,721	70.2	
Opponents	6132	13267	.462	.686	8149	36.4	4495	185	3557	597	2893	1277	15,317	68.4	

ALL GAMES FINAL Scoring

Player, Team	G	FG	FGA	FT	FTA	TP	Avg.
Andrew Parker, Iowa State	27	201	387	146	185	548	20.3
Rolando Blackman, Kansas State	28	200	394	83	113	483	17.3
Mark Tucker, Oklahoma State	26	185	336	74	93	444	17.1
Emmett Lewis, Colorado	26	183	387	74	103	440	16.9
John McCullough, Oklahoma	31	217	441	67	82	501	16.2
Darnell Valentine, Kansas	29	166	375	136	200	468	16.1
Don Youman, Oklahoma State	24	151	325	82	127	384	16.0
Larry Drew, Missouri	28	181	366	64	100	426	15.2
Terry Stotts, Oklahoma	31	186	383	76	98	448	14.5
Paul Mokeski, Kansas	29	161	323	87	120	409	14.1
Andre Smith, Nebraska	27	146	256	72	110	364	13.5
Curtis Berry, Missouri	25	126	234	86	130	338	13.5
Steve Wallace, Missouri	28	152	345	70	84	374	13.4
Carl McPipe, Nebraska	26	148	326	53	90	349	13.4
Matt Clark, Oklahoma State	23	113	230	79	112	305	13.3
Al Beal, Oklahoma	31	158	252	73	119	389	12.6
Steve Soldner, Kansas State	28	135	231	69	110	339	12.1
Raymond Whitley, Oklahoma	31	139	287	63	78	341	11.0
Ed Odum, Oklahoma State	27	120	264	51	63	291	10.8
Brad Droy, Missouri	28	102	226	86	113	290	10.4
Brian Johnson, Colorado	27	111	226	56	78	278	10.3
Johnny Crawford, Kansas	29	125	240	47	65	297	10.2
Ed Nealy, Kansas State	28	115	267	56	71	286	10.2
Dean Uthoff, Iowa State	27	105	248	66	129	276	10.2
Aaron Curry, Oklahoma	31	127	279	52	65	306	9.9

FG Percentage (Minimum of 5 Per Game)

Player, Team	FG	FGA	Pct.
Al Beal, Oklahoma	158	252	.627
Steve Soldner, Kansas St.	135	231	.584
Andre Smith, Nebraska	146	256	.570
Mark Tucker, Okla. St.	185	336	.551
Curtis Berry, Missouri	126	234	.539
Lex Drum, Missouri	41	78	.526
Johnny Crawford, Kansas	125	240	.521
Andrew Parker, Iowa St.	201	387	.519
Rolando Blackman, Kansas St.	200	394	.508
Chuck Harmon, Iowa St.	71	141	.504

FT Percentage (Minimum of 2 Per Game)

Player, Team	FT	FTA	Pct.
Steve Wallace, Missouri	70	84	.833
John McCullough, Oklahoma	67	82	.817
Cary Carrabine, Oklahoma	58	71	.817
Ed Odom, Okla. St.	51	63	.810
Raymond Whitley, Oklahoma	63	78	.808
Aaron Curry, Oklahoma	52	65	.800
Mark Tucker, Okla. State	74	93	.796
Andrew Parker, Iowa St.	146	185	.789
Ed Nealy, Kansas St.	56	71	.789
Terry Stotts, Oklahoma	76	98	.776

Rebounding

Player, Team	G	No.	Avg.
Dean Uthoff, Iowa State	27	306	11.3
Don Youman, Okla. State	24	242	10.1
Al Beal, Oklahoma	31	282	9.1
Curtis Berry, Missouri	25	224	9.0
Paul Mokeski, Kansas	29	242	8.3
Ed Nealy, Kansas St.	28	230	8.2
Carl McPipe, Nebraska	26	196	7.5
Andre Smith, Nebraska	27	186	6.9
Steve Soldner, Kansas St.	28	188	6.7
Brian Johnson, Colorado	27	182	6.7

Assists

Player, Team	G	No.	Avg.
Darnell Valentine, Kansas	29	167	5.8
Randy Wright, Okla. State	27	135	5.0
Raymond Whitley, Oklahoma	31	134	4.3
Larry Drew, Missouri	28	121	4.3
John McCullough, Oklahoma	31	119	3.8
Glenn Marshall, Kansas St.	28	88	3.1
Jon Ness, Iowa State	26	81	3.1
Bob Moore, Nebraska	27	81	3.0
Aaron Curry, Oklahoma	31	91	2.9
Andrew Parker, Iowa St.	27	76	2.8

Steals

Player, Team	G	No.	Avg.
Darnell Valentine, Kansas	29	91	3.1
John McCullough, Oklahoma	31	63	2.0
Larry Drew, Missouri	28	44	1.6
Brian Banks, Nebraska	24	34	1.4
Aaron Curry, Oklahoma	31	40	1.3
Raymond Whitley, Oklahoma	31	40	1.3
Tony Guy, Kansas	29	39	1.3
Dean Uthoff, Iowa St.	27	36	1.3
Paul Mokeski, Kansas	29	36	1.2
Rolando Blackman, Kansas St.	28	34	1.2

Blocked Shots

Player, Team	G	No.	Avg.
Al Beal, Oklahoma	31	85	2.74
Johnny Crawford, Kansas	29	56	1.93
Paul Mokeski, Kansas	29	50	1.72
Dave Netherton, Colorado	25	30	1.20
Carl McPipe, Nebraska	26	30	1.15
Chuck Harrison, Iowa St.	24	22	.92
Tom Dore, Missouri	25	18	.72
Curtis Berry, Missouri	25	17	.68
Andre Smith, Nebraska	27	17	.63
Dean Uthoff, Iowa St.	27	15	.56

FINAL 1978-79 BIG EIGHT STATISTICS

(Conference Games Only)

FINAL STANDINGS

CONFERENCE GAMES

Team	W	L	Pct.	Pts.	Opp. Pts.	Scoring Margin
Oklahoma	10	4	.714	987	915	+5.1
Kansas State	8	6	.571	902	886	+1.1
Kansas	8	6	.571	954	943	+ .8
Missouri	8	6	.571	1006	1000	+ .4
Nebraska	7	7	.500	885	881	+ .3
Iowa State	6	8	.429	951	992	-2.9
Oklahoma State	5	9	.357	910	934	-1.7
Colorado	4	10	.286	870	914	-3.1

Team Leaders

FG Percentage			FT Percentage			Rebound Percentage		
Oklahoma	402-799	.503	Oklahoma	183-244	.750	Iowa State	549-479	.534
Missouri	390-787	.496	Missouri	226-308	.734	Kansas St.	502-450	.527
Nebraska	361-761	.474	Okla. State	194-269	.721	Oklahoma	492-447	.524
Colorado	349-395	.472	Kansas St.	158-222	.712	Kansas	498-497	.501
Kansas St.	372-792	.470	Nebraska	163-232	.703	Missouri	475-485	.495
Okla. State	358-775	.462	Kansas	198-268	.692	Okla. State	453-485	.483
Kansas	378-827	.457	Colorado	172-251	.685	Nebraska	420-470	.472
Iowa St.	369-827	.446	Iowa State	213-327	.651	Colorado	420-496	.459

Offensive Average			Defensive Average			Rebound Average		
	TP	Avg.		TP	Avg.		TP	Avg.
Missouri	1006	71.9	Nebraska	886	63.3	Iowa State	549	39.2
Okla. State	987	70.5	Kansas St.	886	63.3	Kansas St.	502	35.9
Kansas	954	68.1	Colorado	914	65.3	Kansas	498	35.6
Iowa State	951	67.9	Oklahoma	915	65.4	Oklahoma	492	35.1
Okla. State	910	65.0	Okla. State	934	66.7	Missouri	475	33.9
Kansas St.	902	64.4	Kansas	943	67.4	Okla. State	453	32.4
Nebraska	885	63.2	Iowa State	992	70.9	Nebraska	420	30.0
Colorado	870	62.1	Missouri	1000	71.4	Colorado	420	30.0

Rebound Margin

Iowa State	+5.0
Kansas St.	+3.7
Oklahoma	+3.2
Kansas	+0.1
Missouri	-0.7
Okla. State	-2.3
Nebraska	-3.6
Colorado	-5.4

Big Eight Conference Final Basketball Statistics 1979

CONFERENCE GAMES

	Field Goals		Free Throws		Rebounds		Pers. Fouls	Foul Outs	Turn-Overs	Blkd. Shots	Asssts.	Steals	Total Points	Avg. Points		
	Made	Att'd.	Pct.	Made	Att'd.	Pct.									Made	Avg.
COLORADO	349	739	.472	172	251	.685	420	30.0	303	20	235	42	153	74	870	62.1
Opponents	345	759	.456	222	321	.692	496	35.4	279	13	218	37	165	67	914	65.3
IOWA STATE	369	827	.446	213	327	.651	549	39.2	305	13	223	41	184	87	951	67.9
Opponents	386	789	.489	220	307	.717	479	34.2	305	13	230	44	204	91	992	70.9
KANSAS	378	827	.457	198	286	.692	489	35.6	278	15	211	63	171	115	954	68.1
Opponents	376	771	.488	191	271	.705	497	35.5	281	14	242	28	169	105	943	67.4
KANSAS STATE	372	792	.470	158	222	.712	502	35.9	250	8	232	14	180	93	902	64.4
Opponents	364	786	.463	158	224	.705	450	32.1	251	10	214	40	186	103	886	63.3
MISSOURI	390	787	.496	226	308	.734	475	33.9	277	12	230	33	161	68	1,006	71.8
Opponents	406	864	.470	188	275	.684	485	34.6	289	10	207	35	174	72	1,000	71.4
NEBRASKA	361	761	.474	163	232	.703	420	30.0	279	11	186	35	207	61	885	63.2
Opponents	335	715	.469	211	291	.725	470	33.6	251	14	224	26	177	75	881	62.9
OKLAHOMA	402	799	.503	183	244	.750	492	35.1	240	9	183	58	240	86	987	70.5
Opponents	378	836	.452	159	222	.716	447	31.9	251	13	170	27	185	67	915	65.5
OKLAHOMA STATE	358	775	.462	194	269	.721	453	32.4	252	8	198	12	161	51	910	65.0
Opponents	388	787	.493	158	228	.693	485	34.6	277	9	193	61	197	55	934	66.7
BIG 8 TEAMS	2979	6307	.472	1507	2139	.705	3809	34.0	2184	96	1698	298	1457	635	7,465	66.7

CONFERENCE GAMES INDIVIDUAL STATISTICS SCORING

Player, Team	G	FG	FGA	FT	FTA	TP	Avg.
Andrew Parker, Iowa State	14	112	206	84	110	308	22.0
Rolando Blackman, Kansas State	14	103	203	44	56	250	17.9
Larry Drew, Missouri	14	94	191	36	55	224	16.0
John McCullough, Oklahoma	14	99	196	25	22	223	15.9
Steve Wallace, Missouri	14	86	181	49	55	221	15.8
Paul Mokeski, Kansas	14	82	154	52	73	218	15.4
Emmett Lewis, Colorado	13	85	182	26	39	196	15.1
Mark Tucker, Oklahoma State	13	76	158	40	50	192	14.8
Darnell Valentine, Kansas	14	69	160	57	85	195	13.9
Andre Smith, Nebraska	14	77	142	41	54	195	13.9
Carl McPipe, Nebraska	14	78	168	36	55	192	13.7
Don Youman, Okla. State	13	70	163	34	57	174	13.4
Terry Stotts, Oklahoma	14	76	166	32	44	184	13.1
Steve Soldner, Kansas State	14	76	129	32	45	184	13.1
Curtis Berry, Missouri	11	52	90	37	54	141	12.8
Al Beal, Oklahoma	14	70	104	35	52	175	12.5
Brad Droy, Missouri	14	55	111	59	76	169	12.1
Aaron Curry, Oklahoma	14	64	134	33	41	161	11.5
Ed Odum, Oklahoma State	14	65	138	29	36	159	11.4
Johnny Crawford, Kansas	14	64	120	27	35	155	11.1
Brian Banks, Nebraska	13	57	111	19	26	133	10.2
Randy Wright, Oklahoma State	14	46	103	44	57	136	9.7
Brian Johnson, Colorado	14	57	123	22	33	136	9.7
Toney Ellis, Colorado	14	58	125	18	21	134	9.6
Bob Moore, Nebraska	14	57	131	19	32	133	9.5

FG Percentage

(Minimum of 5 Per Game)

Player, Team	FG	FGA	Pct.
Al Beal, Oklahoma	70	104	.673
Steve Soldner, Kansas St.	76	129	.589
Curtis Berry, Missouri	52	90	.578
Craig Austin, Colorado	50	91	.550
Andrew Parker, Iowa State	112	206	.544
Andre Smith, Nebraska	77	142	.542
Paul Mokeski, Kansas	82	154	.533
Johnny Crawford, Kansas	64	120	.533
Brian Banks, Nebraska	57	111	.514
Rolando Blackman, Kansas St.	103	203	.507

FT Percentage

(Minimum of 2 Per Game)

Player, Team	FT	FTA	Pct.
Steve Wallace, Missouri	49	55	.891
Raymond Whitley, Oklahoma	31	35	.886
Ed Odum, Okla. State	29	36	.806
Aaron Curry	33	41	.805
Mark Tucker, Okla. State	40	50	.800
Rolando Blackman, Kansas St.	44	56	.786
John McCullough, Oklahoma	25	32	.781
Brad Droy, Missouri	59	76	.776
Ed Nealy, Kansas St.	24	31	.774
Randy Wright, Okla. State	44	57	.772

Rebounding

Player, Team	G	No.	Avg.
Dean Uthoff, Iowa State	14	147	10.5
Paul Mokeski, Kansas	14	121	8.6
Curtis Berry, Missouri	11	95	8.6
Don Youman, Okla. State	13	108	8.3
Al Beal, Oklahoma	14	114	8.1
Ed Nealy, Kansas St.	14	114	8.1
Carl McPipe, Nebraska	14	112	8.0
Andre Smith, Nebraska	14	93	6.6
Brian Johnson, Colorado	14	90	6.4
Andrew Parker, Iowa St.	14	87	6.2

Steals

Player, Team	G	No.	Avg.
Darnell Valentine, Kansas	14	40	2.9
John McCullough, Oklahoma	14	27	1.9
Tony Guy, Kansas	14	22	1.6
Larry Drew, Missouri	14	21	1.5
Rolando Blackman, Kansas St.	14	21	1.5
Toney Ellis, Colorado	14	20	1.4
Emmett Lewis, Colorado	13	18	1.4
Paul Mokeski, Kansas	14	18	1.3
Raymond Whitley, Oklahoma	14	17	1.2
Tyrone Adams, Kansas St.	14	16	1.1

Assists

Player, Team	G	No.	Avg.
Darnell Valentine, Kansas	14	67	4.8
Larry Drew, Missouri	14	52	4.4
John Ness, Iowa State	14	57	4.1
Raymond Whitley, Oklahoma	14	55	3.9
Randy Wright, Okla. State	14	49	3.5
John McCullough, Oklahoma	14	45	3.2
Mike Naderer, Nebraska	14	45	3.2
Andrew Parker, Iowa St.	14	44	3.1
Bob Moore, Nebraska	14	44	3.1
Aaron Curry, Oklahoma	14	44	3.1

Blocked Shots

Player, Team	G	No.	Avg.
Al Beal, Oklahoma	14	35	2.50
Johnny Crawford, Kansas	14	30	2.14
Dave Netherton, Colorado	14	24	1.71
Paul Mokeski, Kansas	14	21	1.50
Carl McPipe, Nebraska	14	16	1.50
Chuck Harrison, Iowa St.	11	12	1.09
Tom Dore, Missouri	13	13	1.00
Robert Estes, Iowa St.	14	10	.71
Andre Smith, Nebraska	14	9	.64
Craig Austin, Colorado	14	9	.64

“ALL” TEAMS FROM 1978-79

(Returnees All CAPS)

UPI ALL-CONFERENCE

First Team

ROLANDO BLACKMAN, Kansas State
DARNELL VALENTINE, Kansas
John McCullough, Oklahoma
Andrew Parker, Iowa State
Emmett Lewis, Colorado

Second Team

AL BEAL, Oklahoma
TERRY STOTTS, Oklahoma
LARRY DREW, Missouri
DON YOUMAN, Oklahoma State
ANDRE SMITH, Nebraska

Honorable Mention

Paul Mokeski, Kansas
Carl McPipe, Nebraska
Steve Soldner, Kansas State
DEAN UTHOFF, Iowa State
Mark Tucker, Oklahoma State
CURTIS BERRY, Missouri

Player-of-Year

John McCullough, Oklahoma

Newcomer-of-Year

DON YOUMAN, Oklahoma State

Coach-of-Year

Dave Bliss, Oklahoma

POST-SEASON ALL-TOURNAMENT

AL BEAL, Oklahoma
RAY WHITLEY, Oklahoma
John McCullough, Oklahoma
DAVID MAGLEY, Kansas
Paul Mokeski, Kansas
MVP—BEAL

AP ALL-CONFERENCE

First Team

ROLANDO BLACKMAN, Kansas State
DARNELL VALENTINE, Kansas
John McCullough, Oklahoma
Andrew Parker, Iowa State
Emmett Lewis, Colorado

Second Team

AL BEAL, Oklahoma
TERRY STOTTS, Oklahoma
LARRY DREW, Missouri
Paul Mokeski, Kansas
Mark Tucker, Oklahoma State

Honorable Mention

Steve Soldner, Kansas State
ED NEALY, Kansas State
CURTIS BERRY, Missouri
DEAN UTHOFF, Iowa State
Carl McPipe, Nebraska
Brian Banks, Nebraska
ANDRE SMITH, Nebraska
DON YOUMAN, Oklahoma State
Cary Carrabine, Oklahoma

Player-of-Year

John McCullough, Oklahoma

Newcomer-of-Year

ED NEALY, Kansas State

Coach-of-Year

Dave Bliss, Oklahoma

HOLIDAY ALL-TOURNAMENT

DARNELL VALENTINE, Kansas
DON YOUMAN, Oklahoma State
Emmett Lewis, Colorado
ROLANDO BLACKMAN, Kansas State
Paul Mokeski, Kansas
MVP—VALENTINE



NEBRASKA HONORS IN 1978-79

CARL McPIPE, Center

NBA Draft, Fifth Round, Philadelphia 76ers
First Team All Big 8—Basketball Times
First Team All District Five—USBWA
First Team All Tournament Rebel Roundup
(Las Vegas, Nev.—Dec. 22-23, 1978)
Honorable Mention All Midwest—Basketball Weekly
Honorable Mention All Big 8—AP
Honorable Mention All Big 8—UPI

BRIAN BANKS, Guard

Honorable Mention All Midwest—Basketball Weekly
Honorable Mention All Big 8—AP

ANDRE SMITH, Forward

First Team All Tournament Rebel Roundup
(Las Vegas, Nev.—Dec. 22-23, 1978)
Second Team All Big 8—UPI
Honorable Mention All Big 8—AP

CURT HEDBERG, Forward

First Team Academic All Big 8
3.5 Architecture (second time)





RECORDS AND ALL-TIME SCORERS



JERRY FORT

NEBRASKA'S ALL TIME LEADING SCORER

On Dec. 27, 1972, when Nebraska met Iowa State during the first round of the Big 8 Preseason Tournament in Kansas City, then freshman guard Jerry Fort started his first game as a Husker. And what was about to follow would keep Cornhusker basketball fans cheering for the next three years.

Fort ended his Nebraska career in March of 1976 as the Huskers' all time leading scorer with 1,882 points. He was also the Cornhuskers only three time All Big 8 performer.

He holds every freshman, sophomore and junior scoring record. The senior mark of 556-points, or a 21.4 average, was set by Marvin Stewart in 1970-71.

His other major scoring record is the most points scored in one game by a Nebraska player. On Feb. 22, 1975 in Lincoln when Nebraska beat Missouri 80-77, Fort scored 40-points and broke the old mark of 38-points, set by Tom Russell vs. Kansas on Feb. 21, 1962.

Since his graduation from Nebraska in 1976, Fort has had several pro tryouts with the Boston Celtics and the Philadelphia 76ers. During the 1977-78 campaign, he played for the Quincy, Mass. Chiefs of the Eastern Basketball Association.

He is currently living in Hartford, Conn., and is working for an insurance company.

CAREER TOTALS

	G-S	FG-FGA	Pct.	FT-TFA	Pct.	Reb. Avg.	PF-D	TP	Avg.	High Game
1972-73	26-18	151-349	.433	74-104	.712	106 4.0	79-5	376	14.5	27, Kan., B8
1973-74	26-26	207-484	.428	54-88	.614	110 4.2	71-1	468	18.0	33, Mo., a
1974-75	26-26	218-508	.429	89-138	.645	91 3.5	70-1	525	20.2	40, Mo., h
1975-76	27-27	201-452	.445	111-156	.712	87 3.2	62-1	513	19.0	34, KSU, a
Totals	105-97	777-1793	.433	328-486	.675	394 3.8	282-8	1882	17.9	40, Mo., h



CARL McPIPE

**6-8 . . . 225 . . . Center
Hammond, Ind.**

One-half of the "Hammond Hustlers"—Brian Banks was the other—"Pipe" and "BB" provided Nebraska a great 4-year one-two punch. McPipe is Nebraska's No. 2 All Time Scorer with 1,300 points and was also a three-year starter. His best season was in 1977-78 as a junior when he earned USBWA District Five honors—which he also earned as a senior—and was one of 12 centers across the country to be designated an All American by the Citizens Savings Athletic Foundation. Carl was a fifth round 1979 draft choice of the Philadelphia 76ers. Currently playing in Holland.

McPIPE'S STATISTICS

Year	GS	FG-FGA	Pct.	FT-FTA	Pct.	Re.	Avg.	A	PF-D	TP	Avg.	High Game
1975-76	20-1	25-67	.373	16-22	.727	58	2.9	5	41-1	66	3.3	16, NW, H
1976-77	29-29	183-376	.487	74-108	.685	241	8.3	20	114-9	440	15.2	28, KU, h
1977-78	29-29	190-357	.532	65-97	.670	228	7.9	18	103-5	445	15.3	29, KU, a
1978-79	26-26	148-326	.454	53-90	.589	196	7.5	18	95-7	349	13.4	23, MU, a
TOTALS	104-85	546-1126	.485	208-317	.656	723	7.0	61	353-22	1,300	12.5	29, KU, a



TOM BAACK

**6-5 . . . 195 . . . Forward
Fort Wayne, Ind.**

Baack, now a Cornhusker assistant coach, was the Huskers No. 1 scorer until Jerry Fort captured most the scoring records. Featuring a satin smooth jump shot, the 6-5 forward played on three straight winning Nebraska teams. High school honors included All-State in basketball and All-City in basketball and football. A native Nebraskan, Tom was born in North Platte. A fine all around athlete, Tom also enjoys golf and baseball and earned three letters each in basketball, track and football at Concordia High.

BAACK'S STATISTICS

Year	G	FG	FGA	Pct.	FT	FTA	Pct.	RB	Avg.	TP	Avg.
1965-66	25	147	325	.452	92	108	.852	106	4.2	386	15.4
1966-67	25	186	399	.466	71	85	.835	152	6.1	443	17.7
1967-68	25	191	412	.466	82	99	.828	134	5.4	464	18.6
TOTALS	75	524	1136	.462	245	292	.836	392	5.2	1293	17.2



STUART LANTZ

6-3 . . . 185 . . . Guard

Uniontown, Pa.

A Pennsylvania paper referred to him as the man with a golden hand. Husker followers knew him as Stu, the jumping jack from Uniontown who teamed with Tom Baack to give the Huskers a potent 1-2 punch. All-State and All-American at Uniontown High and two years All-Big 8. Played professional basketball with the Detroit Pistons, Houston Rockets, New Orleans Jazz and the Los Angeles Lakers.

LANTZ'S STATISTICS

Year	G	FG	FGA	Pct.	FT	FTA	Pct.	RB	Avg.	TP	Avg.
1965-66	25	125	290	.431	56	85	.659	199	8.0	306	12.2
1966-67	25	189	368	.513	100	129	.775	193	7.7	478	19.1
1967-68	25	173	349	.495	136	181	.757	179	7.2	482	19.2
TOTALS	75	487	1007	.485	292	395	.737	571	7.6	1266	16.8



CHUCK JURA

6-10 . . . 220 . . .

Center

Schuyler, Neb.

The best all-around big man in Nebraska history. Jura's 1,255 career points was the fifth highest ever and missed being fourth by only 12 points. His 551 points as a senior barely missed Marvin Stewart's season record of 556 and his 21.2 ppg average was only the second over 20 in the first 75 years of Nebraska basketball history. The big kid from Schuyler also set records for field goal percentage in a season (.592) and career (.549), single-season rebounds (305), and season field goals (220). Since leaving NU in 1972, Jura has been playing in Italy.

JURA'S STATISTICS

Year	G	FG	FGA	Pct.	FT	FTA	Pct.	RB	Avg.	TP	Avg.
1969-70	25	99	205	.483	51	86	.593	192	7.7	249	9.9
1970-71	26	181	306	.592	95	160	.594	243	9.3	455	17.5
1971-72	26	220	399	.551	111	181	.613	305	11.7	551	21.2
TOTALS	77	500	910	.549	257	427	.602	740	9.6	1255	16.3



BRIAN BANKS

6-0 . . . 160 . . . Guard

Hammond, Ind.

The other half of the 'Hammond Hustlers', Banks was one of the smoothest guards ever to play at Nebraska. A three-year starter, he's the Huskers' No. 6 All Time Scorer with 1,150 points. Nagged by injuries his senior season, Brian's best was in 1977-78 as a junior, when he led the Huskers to a 22-8 record and earned first team All Big 8 honors. Currently playing in Australia.

BANKS' STATISTICS

Year	GS	FG-FGA	Pct.	FT-FTA	Pct.	Re.	Avg.	A	PF-D	TP	Avg.	High Game
1975-76	27-1	42-93	.452	38-49	.776	33	1.2	38	57-1	122	4.5	9, four
1976-77	29-29	160-330	.485	66-100	.660	73	2.5	96	103-4	386	13.3	20, CU, h
1977-78	30-30	173-351	.493	73-103	.709	84	2.8	96	80-3	419	14.0	24, twice
1978-79	24-23	96-212	.453	31-46	.674	66	2.8	68	66-4	223	9.3	19, MU, h
TOTALS	110-83	471-986	.478	208-298	.698	256	2.3	298	306-12	1,150	10.5	24, twice



MARVIN STUART

6-3 . . . 180 . . . Guard

Chicago, ILL.

One of the finest fast-breaking guards in Nebraska history. Marvin had exceptional break-away speed and tremendous ball handling ability. Despite missing 12 games his junior year, he ranks seventh on the Husker all-time scoring chart. Marv edged Tom Baack's record career ppg average by .002 (17.242-17.240). In his senior year, "Marvelous Marv" became Joe Cipriano's third All Big Eight performer. His 21.4 scoring average and 556 points are both records.

STUART'S STATISTICS

Year	G	FG	FGA	Pct.	FT	FTA	Pct.	RB	Avg.	TP	Avg.
1968-69	26	137	321	.426	107	150	.720	66	2.5	386	14.6
1969-70	14	83	174	.477	35	56	.625	2.0	2.0	201	14.3
1970-71	26	215	426	.505	126	153	.824	54	2.1	556	21.4
TOTALS	66	435	921	.472	268	359	.747	148	2.2	1138	17.2



HERSCHELL TURNER

**6-2 . . . 190 . . . Guard-Forward
Indianapolis, Ind.**

Teamed with Al Maxey to provide another great 1-2 punch for past Cornhusker teams. A fine shooter, he also had great leaping ability. Held the Husker mark for most rebounds in a season (244 in 1958-59) until Leroy Chalk broke the record in 1968-69 with 257 rebounds. A leader of the Jerry Bush "give & go" type of basketball, Turner was noted for his sharp passing and rough defensive play as well as his always potent scoring punch.

TURNER'S STATISTICS

Year	G	FG	FGA	Pct.	FT	FTA	Pct.	RB	Avg.	TP	Avg.
1957-58	23	82	211	.389	82	136	.608	189	8.2	246	10.7
1958-59	25	146	361	.404	136	183	.743	244	9.8	428	17.1
1959-60	24	143	326	.438	96	155	.619	193	8.0	382	15.9
TOTALS	72	371	898	.413	314	474	.662	626	8.7	1056	14.7



BOB SIEGEL

**6-7 . . . 215 . . . Forward
Fairbury, Neb.**

Started for three years (1975-77), and played as a Frosh in 1974, as a Husker forward under Joe Cipriano. Wound up Nebraska's ninth leading All Time Scorer with 970 points, for a career average of 9.6-a game. Also a fine rebounder, Siegel had a four-year rebound total of 632 for a 6.3 average. Possessed a fine corner short and was rugged under the boards.

SIEGEL'S STATISTICS

Year	G	FG	FGA	Pct.	FT	FTA	Pct.	RB	Avg.	TP	Avg.
1973-74	19	35	89	.393	12	18	.667	66	3.5	82	4.3
1974-75	26	117	278	.421	42	56	.750	227	8.7	268	10.3
1975-76	27	121	266	.455	40	56	.714	158	5.9	282	10.4
1976-77	29	136	340	.400	66	102	.647	181	6.2	338	11.7
TOTALS	101	409	973	.420	160	232	.690	632	6.3	970	9.6



TOM SCANTLEBURY

6-2 . . . 180 . . . Guard

Oakland, Calif.

An electrifying, ball-handling wizard, Tom led the Huskers in scoring his junior and senior years. Able to run with reckless abandon, yet stop and put up the smooth jump shot. A great crowd pleaser and the capability to break a game wide open was always with the graduate of Oakland Skyline High. Second team All Big 8 his senior year.

SCANTLEBURY'S STATISTICS

Year	G	FG	FGA	Pct.	Ft	FTA	Pct.	RB	Avg.	TP	Avg.
1967-68	24	111	268	.518	83	108	.769	86	3.6	309	12.8
1968-69	26	118	269	.438	63	91	.692	79	3.0	299	11.5
1969-70	25	140	298	.470	81	104	.779	102	4.1	361	14.4
TOTALS	75	369	835	.441	227	303	.748	267	3.6	969	12.9



NATE BRANCH

6-4 . . . 195 . . . Guard-Forward

Palo Alto, Calif.

One of the quickest players to ever perform for the University of Nebraska. A fine musician, Nate organized his own combo on campus and played nightclub spots during the off season. He has written a new theme song for the Harlem Globe Trotters, as he plays and tours with the basketball magicians. He is the Trotters general manager. One of Joe Cipriano's first recruits at NU. His great breakaway speed made him the nucleus of Cipriano's run and gun style of ball.

BRANCH'S STATISTICS

Year	G	FG	FGA	Pct.	FT	FTA	Pct.	RB	Avg.	TP	Avg.
1964-65	25	100	238	.420	57	92	.620	110	4.4	257	10.3
1965-66	25	130	315	.414	78	107	.729	170	6.8	338	13.5
1966-67	25	137	319	.429	89	121	.737	190	7.6	363	15.6
TOTALS	75	367	872	.421	224	320	.700	470	6.3	958	12.8



LEROY CHALK

6-7 . . . 218 . . . Center

Big Sandy, Texas

Small for a center at 6-7, Leroy nearly always had to compete against taller opponents. But using his quickness and tremendous strength, he dominated the boards for three years. As a sophomore, he set a new single-season rebounding record with 257 rebounds and as a senior, broke his old record with 290. He wound up with 782 career rebounds, easily smashing Rex Ekwall's old mark of 692.

CHALK'S STATISTICS

Year	G	FG	FGA	Pct.	FT	FTA	Pct.	RB	Avg.	TP	Avg.
1968-69	26	98	182	.538	35	57	.615	257	9.9	231	8.8
1969-70	26	91	184	.495	46	77	.597	235	9.0	228	9.5
1970-71	26	102	189	.540	52	63	.825	290	11.2	246	9.5
TOTALS	76	291	555	.524	133	197	.675	782	10.3	705	9.3



GOOD ENSHRINED IN CITIZENS HALL OF FAME

Harry Good, Nebraska basketball coach from 1947-54, was cited in 1975 for the Citizens Savings Hall College Basketball Hall of Fame.

Good's career spanned 27 years and he won 306 games and lost 191 for a winning percentage of .631.

With the Hall of Fame honor, Good joins other famous basketball coaches such as Henry Iba, Adolph Rupp and John Wooden in the Citizens Savings Hall College Basketball Hall of Fame.

Good's Career Total

	Yrs.	Won	Lost	Pct.
Indiana Central, 1947-1942	16	187	63	.748
Indiana U., 1944-1946	3	35	29	.547
Nebraska, 1947-54	8	86	99	.465
Totals	27	308	191	.617

ALL-TIME TOP SCORERS

JERRY FORT

Year	G	FG	FGA	Pct.	FT	FTA	Pct.	RB	Avg.	TP	Avg.
1972-73	26	151	349	.433	74	104	.712	106	4.1	376	14.5
1973-74	26	207	484	.428	54	88	.614	110	4.2	468	18.0
1974-75	26	218	508	.429	89	138	.645	91	3.5	525	20.2
1975-76	27	201	452	.445	111	156	.712	87	3.2	513	19.0
TOTALS	105	777	1793	.433	328	486	.675	394	3.8	1882	17.9

CARL McPIPE

1975-76	20	25	67	.373	16	22	.727	58	2.9	66	3.3
1976-77	29	183	376	.487	74	108	.685	241	8.3	440	15.2
1977-78	29	190	357	.532	65	97	.670	228	7.9	445	15.3
1978-79	26	148	326	.454	53	90	.589	196	7.5	349	12.5
TOTALS	104	546	1126	.485	208	317	.656	723	7.0	1,300	12.5

TOM BAACK

1965-66	25	147	325	.452	92	108	.852	106	4.2	386	15.4
1966-67	25	186	399	.466	71	85	.835	152	6.1	443	17.7
1967-68	25	191	412	.466	82	99	.828	134	5.4	464	18.6
TOTALS	75	524	1136	.462	245	292	.839	392	5.2	1293	17.2

STUART LANTZ

1965-66	25	125	290	.431	56	85	.659	199	8.0	306	12.2
1966-67	25	189	368	.513	100	129	.775	193	7.7	478	19.1
1967-68	25	173	349	.495	136	181	.757	179	7.2	482	19.2
TOTALS	75	487	1007	.485	292	395	.737	571	7.6	1266	16.8

CHUCK JURA

1969-70	25	99	205	.483	51	86	.593	192	7.7	249	9.9
1970-71	26	181	306	.592	95	160	.594	243	9.3	455	17.5
1971-72	26	220	399	.551	111	181	.613	305	11.7	551	21.2
TOTALS	77	500	910	.549	257	427	.602	740	9.6	1255	16.3

BRIAN BANKS

1975-76	27	42	93	.452	38	49	.776	33	1.2	122	4.5
1976-77	29	160	330	.485	66	100	.660	73	2.5	386	13.3
1977-78	30	173	351	.493	73	103	.709	84	2.8	419	14.0
1978-79	24	96	212	.453	31	46	.674	66	2.8	223	9.3
TOTALS	110	471	986	.478	208	298	.698	256	2.3	1,150	10.5

MARVIN STEWART

1968-69	26	137	321	.426	107	150	.720	66	2.5	381	14.6
1969-70	14	83	174	.477	35	56	.625	28	2.0	201	14.3
1970-71	26	215	426	.505	126	153	.824	54	2.1	556	21.4
TOTALS	66	435	921	.472	268	359	.747	148	2.2	1138	17.2

HERSCHELL TURNER

1957-58	23	82	211	.389	82	136	.608	189	8.2	246	10.7
1958-59	25	146	361	.404	136	183	.743	244	9.8	428	17.1
1959-60	24	143	326	.438	96	155	.619	193	8.0	382	15.9
TOTALS	72	371	898	.413	314	474	.662	626	8.7	1056	14.7

BOB SIEGEL

1973-74	19	35	89	.393	12	18	.667	66	3.5	82	4.3
1974-75	26	117	278	.421	42	56	.750	227	8.7	268	10.3
1975-76	27	121	266	.455	40	56	.714	158	5.9	282	10.4
1976-77	29	136	340	.400	66	102	.647	181	6.2	338	11.7
TOTALS	101	409	973	.420	160	232	.690	632	6.3	970	9.6

TOM SCANTLEBURY

1967-68	24	111	268	.418	83	108	.769	86	3.9	309	12.8
1968-69	26	118	269	.438	63	91	.692	79	3.0	299	11.5
1969-70	25	140	298	.470	81	104	.779	102	4.1	361	14.4
TOTALS	75	369	835	.441	227	303	.748	267	3.6	969	12.9

NATE BRANCH

1964-65	25	100	238	.420	57	92	.620	110	4.4	257	10.3
1965-66	25	130	315	.414	78	107	.729	170	6.8	338	13.5
1966-67	25	137	319	.429	89	121	.737	190	7.6	363	15.6
TOTALS	75	367	872	.421	224	320	.700	470	6.3	958	12.8

REX EKWALL

1954-55	21	88	194	.453	85	116	.733	241	11.5	261	12.4
1955-56	21	102	237	.430	108	151	.715	224	10.7	312	14.8
1956-57	23	106	259	.409	95	127	.748	214	9.3	307	13.3
TOTALS	65	296	690	.429	288	394	.731	679	10.4	880	13.6

GRANT SIMMONS

1963-64	24	63	161	.393	39	66	.591	59	2.5	165	6.8
1964-65	24	111	281	.395	82	121	.678	88	3.7	304	12.2
1965-66	25	131	267	.491	118	163	.724	68	2.7	380	15.2
TOTALS	74	305	709	.431	239	350	.683	215	2.9	849	11.3

BOB GRATOPP

1967-68	25	86	204	.422	91	111	.820	154	6.2	263	10.5
1968-69	26	92	218	.422	141	178	.791	131	5.1	325	12.5
1969-70	25	77	186	.414	84	111	.757	125	5.0	238	9.5
TOTALS	76	255	608	.419	316	400	.790	412	5.4	826	10.8

JAMES BUCHANAN

1949-50	23	56	159	.365	21	34	.610	*		137	5.9
1950-51	22	114	299	.382	56	80	.700	*		284	12.9
1951-52	24	173	484	.357	54	89	.607	127	5.3	400	16.7
TOTALS	69	345	942	.366	131	203	.645	*		821	11.9

CLAUDE RUTHERFORD

1948-47	24	92	322	.283	60	92	.652	*		244	10.2
1947-48	24	102	334	.305	55	96	.573	*		259	10.8
1948-49	26	124	434	.286	63	95	.663	*		311	11.9
TOTALS	74	318	1090	.292	178	283	.629	*		814	11.0

* Not available.

NEBRASKA VARSITY RECORDS

FRESHMAN RECORDS

Most FGs—Jerry Fort, 1972-73	151
Most FGs Attempted—Jerry Fort, 1972-73	349
Best FG Percent—Mike Naderer, 1977-78563 (63-112)
Most FTs—Jerry Fort, 1972-73	74
Most FTs Attempted—Andre Smith, 1977-78	111
Best FT Percent—Jerry Fort, 1972-73712
Most Points—Jerry Fort, 1972-73	376
Most Points, One game—Jerry Fort vs. Kansas, 1972-73	27
Best Average—Jerry Fort, 1972-73	14.5
Most Rebounds—Andre Smith, 1977-78	144 (4.8 avg.)

SOPHOMORE RECORDS

Most FGs—Jerry Fort, 1973-74	207
Most FGs Attempted—Jerry Fort, 1973-74	484
Best FG Percent—Larry Cox, 1973-74579
Most FTs—Marvin Stewart, 1968-69	107
Most FTs Attempted—Marvin Stewart, 1968-69	150
Best FT Percent—Tom Baack, 1965-66852
Most Points—Jerry Fort, 1973-74	468
Best Average—Jerry Fort, 1973-74	18.0
Most Rebounds—Leroy Chalk, 1968-69	257

JUNIOR RECORDS

Most FGs—Jerry Fort, 1974-75	218
Most FGs Attempted—Jerry Fort 1974-75	508
Best FG Percent—Chuck Jura, 1970-71592
Most FTs—Bob Gratop, 1968-69	141
Most FTs Attempted—Herchell Turner, 1958-59	183
Best FT Percent—Tom Baack, 1966-67835
Most Points—Jerry Fort, 1974-75	525
Best Average—Jerry Fort, 1974-75	20.2
Most Rebounds—Herschell Turner, 1958-59	244

SENIOR RECORDS

Most FGs—Chuck Jura, 1971-72	220
Most FGs Attempted—Jim Buchanan, 1951-52	484
Best FG Percent—Larry Cox, 1975-76672
Most FTs—Stuart Lantz, 1967-68	136
Most FTs Attempted—Bill Johnson, 1953-54	212
Best FT Percent—Tom Baack, 1967-68835
Most Points—Marvin Stewart, 1970-71	556
Best Average—Marvin Stewart, 1970-71	21.4
Most Rebounds—Chuck Jura, 1971-72	305

CAREER RECORDS

Most FGs—Jerry Fort, 1972-76	777
Most FGs Attempted—Jerry Fort, 1972-76	1,793
Best FG Percent—Larry Cox, 1973-76625
Most FTs—Jerry Fort, 1972-76	328
Most FTs Attempted—Jerry Fort, 1972-76	486

Best FT Percent—Tom Baack, 1966-67-68839
Most Points—Jerry Fort, 1972-76	1,882
Best Average—Jerry Fort, 1972-76	17.9
Most Rebounds—Leroy Chalk, 1969-70-71	782

INDIVIDUAL ONE GAME RECORDS

Most FGs—16, Marvin Stewart vs. Nevada, Dec. 14, 1970
Most FGA—34, Several Players
Most FTs—16, Tom Russell vs. Kansas, Feb. 21, 1962
Most FTA—20, Bill Johnson vs. Missouri, Jan. 21, 1953
Most Points—40, Jerry Fort vs. Missouri, Feb. 22, 1975
Most Rebounds—26, Bill Johnson vs. Iowa State, Jan. 4, 1954
Most Assists—12, Allen Holder vs. Kansas, Jan. 26, 1977

TEAM RECORDS

Most Wins—22, 1919-20 (22-2); 1977-78 (22-8).
Most FGs—48, vs. Montana St., Dec. 23, 1977
Most FGA—97, vs. California State, Dec. 4, 1967
Most FTs—41, vs. Missouri, Jan. 16, 1956
Most FTA—60, vs. Kansas State, Jan. 11, 1954
Most Points—116, vs. Nevada, Dec. 14, 1970
Most Consecutive FTs—25, vs. Oklahoma in Big 8 Tourney, Dec. 28, 1967
Most Assists—36, vs. Montana St., Dec. 23, 1977
Most Steals—16, vs. Cal-Sacramento, Dec. 13, 1978
Best FT Percent—1.000 (17-17) vs. Oklahoma State, January 31, 1979 (Big 8 Record)
Least Turnovers—4, vs. Pacific, Dec. 19, 1975

MISCELLANEOUS RECORDS

Most Points in Overtime Game—94 vs. Wichita State (Neb. 94, Wichita St. 92, 3 OT), December 10, 1968
Most Total Points (Home)—187, (Nebraska 116, Nevada-Reno 71), Dec. 14, 1970
Most Total Points (Away)—205, (Marshall 119, Nebraska 87, 1967 NIT)
Most Points by an Opponent—119, Marshall, 1967 NIT
Most Points One Season—2,032, in 1977-78
Most FGs One Season—829, in 1977-78
Most Rebounds One Season—1,062, in 1965-66

RECORDS BROKEN OR TIED IN 1978-79

TEAM

Most Steals—16, vs. Cal-Sacramento, Dec. 13, 1978
Best FT Percent—1.000 (17-17) vs. Oklahoma State, Jan. 31, 1979 (Big 8 Record)

OVERALL BOB DEVANEY SPORTS CENTER RECORDS

INDIVIDUAL:

MOST POINTS: 33, Mychal Thompson, Minnesota vs Nebraska, 1976
MOST FIELD GOALS: 14, Mychal Thompson, Minnesota vs Nebraska, 1976
MOST FREE THROWS: 13, Andre Smith, Nebraska vs Oklahoma State (13-14),
1979
MOST REBOUNDS: 19, Carl McPipe, Nebraska vs California-Davis, 1977

TEAM HIGHS:

MOST POINTS: 104, Nebraska vs Montana State, 1977
MOST FIELD GOALS: 48, Nebraska vs Montana State, 1977
MOST FREE THROWS: 25, Nebraska vs Nevada-Reno, (33 attempts), 1977
MOST FOULS: 33, Colorado vs Nebraska, 1977
MOST REBOUNDS: 54, Nebraska vs NW Missouri State, 1976

TEAM LOWS:

FEWEST POINTS: 46, by Nebraska vs Iowa State, (48-46), 1979
FEWEST FIELD GOALS: 15, by Colorado vs Nebraska, (15-38), 1979
FEWEST FREE THROWS: 2, by Minnesota vs Nebraska, (2-5), 1978
FEWEST PERSONAL FOULS: 11, Nebraska vs Mankato State, 1976

NEBRASKA TEAM BOB DEVANEY SPORTS CENTER RECORDS

INDIVIDUAL:

MOST POINTS: 28, Carl McPipe vs California-Davis, 1977, and vs Kansas, 1977
MOST FIELD GOALS: 12, Carl McPipe vs NW Missouri St., 1976, and vs Kansas,
1977; 12, Andre Smith vs Arkansas Tech, 1978
MOST FREE THROWS: 13, Andre Smith vs Oklahoma State, 1979
MOST REBOUNDS: 19, Carl McPipe vs California-Davis, 1977

TEAM HIGHS:

MOST POINTS: 104, vs Montana State, 1977
MOST FIELD GOALS: 48, vs Montana State, 1977
MOST FREE THROWS: 25, vs Nevada-Reno (33 attempts), 1977
MOST FOULS: 27, vs Colorado, 1979
MOST REBOUNDS: 54, vs NW Missouri State, 1976

TEAM LOWS:

FEWEST POINTS: 46, vs Iowa State, 1979 (48-46)
FEWEST FIELD GOALS: 19, vs Purdue, 1978 (19-59)
FEWEST FREE THROWS: 4, vs Kansas State (7 attempts), 1977
4, vs Missouri (8 attempts), 1978
4, vs Arkansas Tech, 1978 (4-8)
4, vs Iowa State, 1979 (4-5)
FEWEST PERSONAL FOULS: 11, vs Mankato State, 1976

BOB DEVANEY SPORTS CENTER



BOB DEVANEY SPORTS CENTER ATTENDANCE RECORDS

(Top 24)

- 14,999—Colorado, 1979
- 14,912—Kansas State, 1978
- 14,753—Missouri, 1978
- 14,747—Iowa State, 1978
- 14,544—Iowa State, 1979
- 14,273—Missouri, 1977
- 14,262—Creighton, 1977
- 14,168—Kansas, 1978
- 13,622—Oklahoma State, 1979
- 13,467—Iowa State, 1977
- 13,022—Purdue, 1978
- 12,334—Minnesota, 1978
- 11,290—Oklahoma, 1978
- 11,286—Kansas State, 1979
- 11,273—Kansas, 1979
- 10,998—Missouri, 1979
- 10,765—Oklahoma, 1979
- 10,516—Iowa, 1976
- 10,381—Colorado, 1978
- 10,263—Oklahoma State, 1978
- 10,145—Oklahoma, 1977
- 9,699—Oklahoma State, 1978
- 9,011—Kansas, 1977
- 8,896—Montana State, 1978

NEBRASKA ALL AMERICANS

- 1913—Sam Carrier, G
1931—Dan Maclay, C
1933—Steve Hokuf, G
1936—George Wahlquist, G
1937—Robert Parsons, G
1952—James Buchanan, G
1978—Carl McPipe*

*Selected by Citizens Saving Athletic Foundation as one of its 12 All American centers from across the country in 1977-78.

ALL-CONFERENCE CORNHUSKERS

MISSOURI VALLEY

- | | |
|-----------------------------|-----------------------------|
| 1909—W. W. Walsh, forward. | 1919—C. Jackson, forward. |
| 1910—H. O. Perry, forward. | 1925—Orr Goodson, center; |
| 1911—J. P. Gibson, forward; | Mathias "Mutt" Volz, guard. |
| O. A. Frank, guard. | 1927—Clark Smaha, forward. |
| 1913—Ross Haskell, forward; | |
| S. C. Carrier, guard. | |

BIG SIX

- | | |
|---------------------------------|-----------------------------|
| 1930—Don Maclay, center. | 1937—Robert Parsons, guard. |
| 1931—Steve Hokuf, guard. | 1938—Robert Parsons, guard. |
| 1933—Steve Hokuf, guard. | 1941—Sid Held, guard; |
| 1936—George Wahlquist, forward. | Don Fitz, guard. |

BIG SEVEN

- | | |
|--------------------------------|--------------------------------|
| 1949—Claude Rutherford, guard. | 1950—"Bus" Whitehead, forward. |
| 1949—"Bus" Whitehead, forward. | 1952—James Buchanan, guard. |

BIG EIGHT

- | | |
|-------------------------------|--------------------------|
| 1960—Herschell Turner, guard. | 1972—Chuck Jura, center. |
| 1966—Grant Simmons, guard. | 1974—Jerry Fort, guard. |
| 1967—Stuart Lantz, guard. | 1975—Jerry Fort, guard. |
| 1968—Stuart Lantz, guard. | 1976—Jerry Fort, guard. |
| 1971—Marvin Stewart, guard. | 1978—Brian Banks, guard. |

NEBRASKA BASKETBALL GRADUATES, WHERE ARE THEY NOW?

Ever wonder what such past Husker stars as Stu Lantz, Tom Baack, Chuck Jura, Jerry Fort and Bob Siegel were doing following their graduation from the University of Nebraska? If so, then the following list of names may answer your questions. The graduated players are listed under the last year that they played basketball under coach Joe Cipriano.

1963-64

CHARLES JONES—an educational administrator in Washington, D.C. Jones started all 25 varsity games during Joe Cipriano's first year and averaged 12.9 points-a-game, for a team high.

NEIL NANNEN—basketball coach at Grand Island High School. Played in 17 varsity games, averaging 2.4 points-a-game.

EARL WRIGHT—a financial consultant. Averaged 1.1 points-per-game in 19 varsity contests.

DARYL PETSCH—former Lieutenant in the Air Force. Played in 22 games during his senior year averaging 7.0 points-a-game.

1964-65

JOEL KORTUS—basketball coach and teacher at Tacoma, Wash.

JERRY SPEARS—owns a mortuary in Columbus, Ohio.

1965-66

AL REINERS—is an agricultural economist for the U.S. Department of Interior. Played in seven varsity games and averaged 0.9 points-a-game for coach Cipriano.

GRANT SIMMONS—a salesman in the Denver area. During his senior year at Nebraska, Simmons was named to the All Big Eight Conference basketball team as a guard. He started all 25 varsity games and averaged 15.2 points-per-game.

1966-67

FRANK EMPKEY—owns an insurance business in Omaha. Played in all 25 varsity games his senior year, averaging 3.1 points-per-game.

CHARLES STONE—is a dentist in Oakland. Played in 17 varsity games, averaging 0.8 points-per-game.

NATE BRANCH—presently playing for the Harlem Globetrotters—also the Trotters general manager—and has been with them since playing at Nebraska. Three year starter, Nate is the Huskers 11th leading all time scorer, with a 12.8 career average.

WILLIE CAMPBELL—lives in Seattle and is working for the Seattle Parks and Recreation Department. Former team member of the Harlem Globetrotters.

1967-68

STU LANTZ—Retired in 1976-77 from pro basketball, after spending his final year with the Los Angeles Lakers. Also played with the Houston Rockets, Detroit Pistons and New Orleans Jazz. All Big 8 for two years under Cipriano. Teamed with Husker Tom Baack to give Nebraska a fine 1-2 punch. Nebraska's fourth leading all-time scorer, with a three-year average of 16.8 points-per-game.

TOM BAACK—is in his third year as an assistant for Joe Cipriano at NU. Nebraska's third leading all-time scorer with a career average of 17.2 points-per-game. Baack played on three consecutive winning Nebraska teams as a 6-5 forward, with a satin smooth jump shot.

RON SIMMONS—a dentist in Broken Bow.

ROBERT WAGNER—owns a sporting goods operation in Littleton, Colo.

JIM DAMM—a Captain in the U.S. Army.

1968-69

BOB GRATOPP—works with an insurance company in Lincoln. The Huskers 14th all time scorer, averaging 10.8 points-per-game during his three-year career.

1969-70

TOM SCANTLEBURY—private business in San Francisco, California—Overall, the tenth leading scorer in Husker history with a three-year career average of 12.9 points-per-game. An electrifying ball-handling wizard, Tom led the Huskers in scoring his junior and senior years.

SAM MARTIN—dentist in Wahoo.

DALE VON SEGGERN—accountant in Columbus.

LEE TORRENS—engineer in Florida.

KEN CAUBLE—officer in the Lincoln Police Department.

1970-71

LERÓY CHALK—semi-pro ball in France. Although small for a center at 6-7, he dominated the boards for three years as a Husker. As a sophomore, he set a new single-season rebounding record with 257 rebounds and as a senior, broke his old record with 290. Holds Husker rebound record with a three-year total of 782.

1971-72

CHUCK JURA—semi-pro ball in Italy. Fifth leading scorer in Husker history with 1,255 points for a three-year average of 16.3 points-per-game. Jura set records for single-season rebounds (305) and season field goals (220).

MIKE PETERSON—is working for IBM in Minneapolis. A starter in all 26 varsity games his senior year. During his last year, Peterson averaged 5.9 rebounds-per-game and 9.7 points-per-game.

AL NISSEN—practicing medicine in Omaha. One of the best all around guards to play at Nebraska. Started all 26 varsity games his senior year, averaging 12.0 points-per-game. In 1973, Nissen was a graduate assistant under Cipriano, coaching the junior varsity.

TOM BRYAN—semi-pro ball in Belgium. Started 21 varsity games in his senior year at Nebraska. Averaged 8 rebounds a game and 10.3 points-per-game his senior year.

RANDY WATTS—teacher in Omaha. Played in 16 varsity games his senior year, averaging 1.8 points-per-game.

CURT LeROSSINGNOL—earned a Bachelor's Degree in computer Science while at Nebraska. Played in nine games his senior year and added depth to the Husker front line.

1972-73

TONY RIEHL—head basketball coach at Bishop David H.S. in Louisville, Kentucky. Started in 15 varsity games his senior year at Nebraska and averaged 6.4 points-per-game.

CAL CHRISTLINE—manager of a hunting and gun shop in Sterling. Added depth to the Husker forward position and averaged 2.3 points-per-game his senior year in college.

1973-74

TOM NOVAK—works for Beatrice Motor Freight in Lincoln. Started in 14 varsity games his senior year and was the Huskers floor leader. He averaged 5.9 points a game during his last year as a Husker. Brother Terry was a Husker starting forward from 1976-78.

BRENDY LEE—currently employed in Madison, Wisconsin. Former semi-pro performer in Switzerland. Started 21 varsity games his senior year and averaged 7.6 rebounds a game and 4.5 points per game.

1974-75

STEVE ERWIN—employed with an Omaha Bank. Graduated with an Agricultural Management Degree. Two-year starter for the Huskers at forward in '74-'75, Erwin averaged 6.5 points a game and 6.0 rebounds a contest.

KENT RECKEWEY—medical student at the University of Nebraska Medical Center in Omaha. Three-year letterman, Reckewey was the 1975 recipient of the Big 8 Scholarship Award.

JUD MARTIN—medical student at the University of Nebraska Medical Center in Omaha. Brother of former Husker basketball performer, Sam Martin.

1975-76

JERRY FORT—ended his four-year Husker career as Nebraska's all-time leading scorer (1,882) and only three-time All Big 8 performer (1974-76). Fort has had professional tryouts with the Boston Celtics and the Philadelphia 76ers.

LARRY COX—working in Ames, Iowa for Campus Crusaders. Three-year starter at center he set Big 8 and Nebraska records for highest field goal percentage for season (.672), conference career (.619) and career (.625).

1976-77

ALLEN HOLDER—presently working in Lincoln as a management trainee at Goodyear. Nebraska's fourth leading scorer in '76-'77, with a 9.4 average. Holder was a two-year starter, coming to NU from Seminole, Okla. JC in 1975

RICKEY HARRIS—currently living in Denver. A four-year letterman, Harris had a career scoring average of 3.8 and a career rebound mark of 4.0.

BOB SIEGEL—working in North Platte for IBM. A three-year starting forward, Siegel ended his Husker career as Nebraska's 9th all time scorer.

1977-78

TERRY NOVAK—employed by Beatrice Motor Freight in Lincoln. A two-year starting forward, Terry's older brother Tom was a starting Husker guard in 1973-74 and father Tom was a Nebraska football All American center in 1950.

1978-79

CURT HEDBERG—Hedberg was a two-year starter for the Huskers during the last two seasons. A fine student, he was twice a first team Academic All Big 8 choice. Working on his architectural graduate degree.

NCAA NATIONAL BASKETBALL CHAMPIONS (1901-1979)

Year	Nat'l Championship Team	Coach	Won	Lost
1901	Yale	No Coach	10	4*
1902	Minnesota	Dr. Louis Cooker	11	0
1903	Yale	No Coach	15	1
1904	Columbia	No Coach	17	1*
1905	Columbia	No Coach	19	1*
1906	Dartmouth	No Coach	16	2
1907	Chicago	Joseph Raycroft	20	2
1908	Chicago	Joseph Raycroft	21	2
1909	Chicago	Joseph Raycroft	12	0
1910	Columbia	Harry A. Fisher	11	1*
1911	St. John's (Brooklyn)	Claude B. Allen	14	0
1912	Wisconsin	Walter Meanwell	15	0
1913	U.S. Naval Academy	Louis P. Wenzell	9	0
1914	Wisconsin	Walter Meanwell	15	0

1915	Illinois	Ralph R. Jones	16	0
1916	Wisconsin	Walter Meanwell	20	1
1917	Washington State	J. Fred Bohler	25	1
1918	Syracuse	Edmund A. Dollard	16	1
1919	Minnesota	Dr. Louis Cooke	13	0
1920	Pennsylvania	Lon W. Jourdet	22	1
1921	Pennsylvania	Edward McNichol	21	2
1922	Kansas	Forrest C. Allen	16	2
1923	Kansas	Forrest C. Allen	17	1
1924	North Carolina	Norman Shepard	25	0
1925	Princeton	Albert Witmer	21	2
1926	Syracuse	Lewis P. Andreas	19	1
1927	Notre Dame	George E. Keogan	19	1
1928	Pittsburgh	Clifford Carlson	21	0
1929	Montana State	Schubert Dyché	35	2
1930	Pittsburgh	Clifford Carlson	23	2
1931	Northwestern	Arthur Lonborg	16	1
1932	Purdue	Ward Lambert	17	1
1933	Kentucky	Adolph Rupp	20	3
1934	Wyoming	Willard Witte	26	3*
1935	New York University	Howard Cann	19	1
1936	Notre Dame	George Keogan	22**	2
1937	Stanford	John W. Bunn	25	2
1938	Temple	James Usilton	23	2
1939	Long Island	Clair F. Bee	24	0
1940	Southern California	Justin M. Barry	20	3
1941	Wisconsin	Harold E. Foster	20	3
1942	Stanford	Everett S. Dean	27	4
1943	Wyoming	Everett Shelton	31	2
1944	U.S. Military Academy	Edward Kelleher	15	0
1945	Oklahoma State	Henry P. Iba	27	4
1946	Oklahoma State	Henry P. Iba	31	2
1947	Holy Cross	Alvin F. Julian	27	3
1948	Kentucky	Adolph Rupp	36	3
1949	Kentucky	Adolph Rupp	32	2
1950	City College (New York)	Nat Holman	24	5
1951	Kentucky	Adolph Rupp	32	2
1952	Kansas	Forrest C. Allen	28	3
1953	Indiana	Branch McCracken	23	3
1954	Kentucky	Adolph Rupp	25	0
1955	San Francisco	Phil Woolpert	28	1
1956	San Francisco	Phil Woolpert	29	0
1957	North Carolina	Frank McGuire	32	0
1958	Kentucky	Adolph Rupp	23	6
1959	California	Pete Newell	25	4
1960	Ohio State	Fred Taylor	25	3
1961	Cincinnati	Ed Jucker	27	3
1962	Cincinnati	Ed Jucker	29	2
1963	Loyola (Chicago)	George Ireland	29	2
1964	UCLA	John Wooden	30	0
1965	UCLA	John Wooden	28	2
1966	Texas Western	Don Haskins	28	1
1967	UCLA	John Wooden	30	0
1968	UCLA	John Wooden	29	1
1969	UCLA	John Wooden	29	1
1970	UCLA	John Wooden	28	2
1971	UCLA	John Wooden	29	1
1972	UCLA	John Wooden	30	0
1973	UCLA	John Wooden	30	0
1974	North Carolina State	Norman Sloan	31	1
1975	UCLA	John Wooden	28	3
1976	Indiana	Bob Knight	32	0
1977	Marquette	Al McGuire	25	7
1978	Kentucky	Joe B. Hall	30	2
1979	Michigan State	Jud Heathcote	26	6

*Undefeated in Collegiate Play

**One Tie Game Played by Notre Dame

BIG EIGHT CONFERENCE CHAMPIONS

1908-1979

MISSOURI VALLEY

Year	Team	Conference Games			All Games			Coach
		W	L	Pct.	W	L	Pct.	
1908	Kansas	6	0	1.000	18	6	.745	Dr. F. C. Allen
1909	Kansas	8	2	.800	25	3	.892	Dr. F. C. Allen
1910	Kansas	7	1	.875	18	1	.947	W. O. Hamilton
1911	Kansas	9	3	.750	12	6	.666	W. O. Hamilton
1912	Nebraska	8	0	1.000	14	1	.933	E. O. Stiehm
	Kansas	6	2	.750	11	7	.611	W. O. Hamilton
1913	Nebraska	10	0	1.000	17	2	.895	E. O. Stiehm
1914	Kansas	13	1	.929	17	1	.944	W. O. Hamilton
	Nebraska	7	0	1.000	15	3	.833	E. O. Stiehm
1915	Kansas	13	1	.929	16	1	.941	W. O. Hamilton
1916	Nebraska	12	0	1.000	13	1	.929	Samuel Waugh
1917	Kansas State	10	2	.833	15	2	.882	Z. G. Clevenger
1918	Missouri	15	1	.938	17	1	.944	Dr. Walter Meanwell
1919	Kansas State	10	2	.833	16	2	.889	Z. G. Clevenger
1920	Missouri	17	1	.944	17	1	.944	Dr. Walter Meanwell
1921	Missouri	17	1	.944	17	1	.944	J. Craig Ruby
1922	Missouri	15	1	.937	16	1	.941	J. Craig Ruby
	Kansas	15	1	.937	16	2	.888	Dr. F. C. Allen
1923	Kansas	16	0	1.000	17	1	.944	Dr. F. C. Allen
1924	Kansas	15	1	.931	15	3	.833	Dr. F. C. Allen
1925	Kansas	15	1	.937	17	1	.944	Dr. F. C. Allen
1926	Kansas	16	2	.888	16	2	.888	Dr. F. C. Allen
1927	Kansas	10	2	.833	15	2	.882	Dr. F. C. Allen
1928	Oklahoma	18	0	1.000	18	0	1.000	Hugh McDermott

BIG SIX

1929	Oklahoma	10	0	1.000	13	2	.866	Hugh McDermott
1930	Missouri	8	2	.800	15	3	.833	George Edwards
1931	Kansas	7	3	.700	15	3	.833	Dr. F. C. Allen
1932	Kansas	7	3	.700	13	5	.722	Dr. F. C. Allen
1933	Kansas	8	2	.800	13	4	.764	Dr. F. C. Allen
1934	Kansas	9	1	.900	16	1	.941	Dr. F. C. Allen
1935	Iowa State	8	2	.800	13	3	.812	Louis E. Menze
1936	Kansas	10	0	1.000	21	2	.913	Dr. F. C. Allen
1937	Kansas	8	2	.800	15	4	.788	Dr. F. C. Allen
	Nebraska	8	2	.800	13	7	.650	W. H. Browne
1938	Kansas	9	1	.900	18	2	.900	Dr. F. C. Allen
1939	Missouri	7	3	.700	12	6	.666	George Edwards
	Oklahoma	7	3	.700	12	9	.571	Bruce Drake
1940	Kansas	8	2	.800	19	6	.800	Dr. F. C. Allen
	Missouri	8	2	.800	13	6	.684	George Edwards
	Oklahoma	8	2	.800	12	7	.631	Bruce Drake
1941	Iowa State	7	3	.700	15	4	.789	Louis E. Menze
	Kansas	7	3	.700	12	6	.667	Dr. F. C. Allen
1942	Kansas	8	2	.800	17	5	.773	Dr. F. C. Allen
	Oklahoma	8	2	.800	11	7	.611	Bruce Drake
1943	Kansas	10	0	1.000	22	6	.786	Dr. F. C. Allen
1944	Iowa State	9	1	.900	14	4	.777	Louis E. Menze
	Oklahoma	9	1	.900	16	8	.666	Bruce Drake
1945	Iowa State	8	2	.800	11	5	.688	Louis E. Menze
1946	Kansas	10	0	1.000	19	2	.905	Dr. F. C. Allen
1947	Oklahoma	8	2	.800	24	7	.871	Bruce Drake
1948	Kansas State	9	3	.750	22	6	.786	Jack Gardner

BIG SEVEN

1949—Nebraska	9	3	.750	16	10	.615	Harry Good
Oklahoma	9	3	.750	14	10	.683	Bruce Drake
1950—Kansas	8	4	.667	14	11	.560	Dr. F. C. Allen
Kansas State	8	4	.667	17	7	.708	Jack Gardner
Nebraska	8	4	.667	16	7	.696	Harry Good
1951—Kansas State	11	1	.917	25	4	.862	Jack Gardner
1952—Kansas	11	1	.917	28	3	.903	Dr. F. C. Allen
1953—Kansas	10	2	.833	19	6	.760	Dr. F. C. Allen
1954—Kansas	10	2	.833	16	5	.761	Dr. F. C. Allen
Colorado	10	2	.833	11	11	.500	H. B. Lee
1955—Colorado	11	1	.917	19	6	.760	H. B. Lee
1956—Kansas State	9	3	.750	17	8	.680	Tex Winter
1957—Kansas	11	1	.917	24	3	.889	Dick Harp
1958—Kansas State	10	2	.833	22	5	.815	Tex Winter

BIG EIGHT

1959—Kansas State	14	0	1.000	25	2	.925	Tex Winter
1960—Kansas	10	4	.714	19	9	.669	Dick Harp
Kansas State	10	4	.714	16	10	.615	Tex Winter
1961—Kansas State	13	1	.929	23	4	.852	Tex Winter
1962—Colorado	13	1	.929	19	7	.730	Russell Walseth
1963—Colorado	11	3	.786	19	7	.731	Russell Walseth
Kansas State	11	3	.786	16	9	.640	Tex Winter
1964—Kansas State	12	2	.857	22	7	.759	Tex Winter
1965—Oklahoma State	12	2	.857	20	7	.741	Henry Iba
1966—Kansas	13	1	.929	23	4	.852	Ted Owens
1967—Kansas	13	1	.929	23	4	.852	Ted Owens
1968—Kansas State	11	3	.786	19	9	.679	Tex Winter
1969—Colorado	10	4	.714	21	7	.750	Russell Walseth
1970—Kansas State	10	4	.714	20	8	.714	Cotton Fitzsimmons
1971—Kansas	14	0	1.000	27	3	.900	Ted Owens
1972—Kansas State	12	2	.857	19	9	.679	Jack Hartman
1973—Kansas State	12	2	.857	23	5	.821	Jack Hartman
1974—Kansas	13	1	.929	23	7	.767	Ted Owens
1975—Kansas	11	3	.786	19	8	.704	Ted Owens
1976—Missouri	12	2	.857	24	4	.857	Norm Stewart
1977—Kansas State	11	3	.786	23	8	.719	Jack Hartman
1978—Kansas	13	1	.929	24	5	.828	Ted Owens
1979—Oklahoma	10	4	.714	21	10	.677	Dave Bliss



BIG EIGHT CONFERENCE

ALL AMERICANS—1909-1979

- 1909—Tommy Johnson, F. Kansas
1910—Ernest Lambert, F. Oklahoma
1913—**Sam Carrier, G. Nebraska**
1915—Ralph Sproull, F. Kansas
1916—Fred Williams, G. Missouri
1917—F. I. Reynolds, C. Kansas State
1918—Craig Ruby, F. Missouri
1919—Craig Ruby, F. Missouri; Arthur Longborg, G. Kansas
1920—George Williams, G. Missouri
1921—George Williams, G. Missouri; Herbert Bunker, G. Missouri
1922—Paul Endacott, G. Kansas; Arthur Browning, F. Missouri; Herbert Bunker, G. Missouri
1923—Charles Black, F. Kansas; Paul Endacott, G. Kansas; Arthur Browning, F. Missouri; Herbert Bunker, G. Missouri
1924—Charles Black, F. Kansas; Tusten Ackerman, C. Kansas
1925—Tusten Ackerman, C. Kansas; Gale Gordon, F. Kansas; Albert Peterson, F. Kansas
1926—Gale Gordon, F. Kansas; Albert Peterson, F. Kansas
1928—Victor Holt, C. Oklahoma
1929—Thomas Churchill, F. Oklahoma; Bruce Drake, G. Oklahoma
1930—Forrest Cox, G. Kansas; Marshall Craig, F. Missouri
1931—Max Collings, G. Missouri; **Dan Maclay, C. Nebraska**
1932—Ted O'Leary, F. Kansas
1933—Bill Johnson, C. Kansas; **Steve Hokuf, G. Nebraska**
1935—Waldo Wagner, C. Iowa State; Omar Browning, G. Oklahoma
1936—Ray Ebling, F. Kansas; **George Wahlquist, G. Nebraska**; Omar Browning, G. Oklahoma
1937—Jack Fleming, F. Iowa State; Ray Noble, F. Kansas; Fred Pralle, G. Kansas; Frank Groves, C. Kansas State; **Robert Parsons, G. Nebraska**
1938—Fred Pralle, G. Kansas
1939—James McNatt, F. Oklahoma; John Lobsinger, G. Missouri
1940—James McNatt, F. Oklahoma; John Lobsinger, G. Missouri
1941—Howard Engleman, F. Kansas
1942—Ray Evans, G. Kansas
1943—Charles Black, F. Kansas; Ray Evans, G. Kansas; Gerald Tucker, Oklahoma
1944—Allie Paine, G. Oklahoma
1946—Charles Black, F. Kansas
1947—Gerald Tucker, C. Oklahoma; Charles Black, F. Kansas
1948—Howard Shannon, G. Kansas State; Paul Courty, F. Oklahoma
1949—Paul Courty, F. Oklahoma
1950—Richard Harmon, G. Kansas State; Clyde Lovellette, C. Kansas
1951—Clyde Lovellette, C. Kansas; Ernie Barrett, G. Kansas State
1952—Clyde Lovellette, C. Kansas; Richard Knostman, C. Kansas State; William Stauffer, C. Missouri; **James Buchanan, G. Nebraska**
1953—Richard Kostmans, C. Kansas State; B. H. Born, C. Kansas
1955—Burdette Haldorson, C. Colorado
1956—Norman Stewart, G. Missouri
1957—Wilt Chamberlain, C. Kansas; Gary Thompson, G. Iowa State; Jack Parr, C. Kansas State
1958—Wilt Chamberlain, C. Kansas; Robert Boozer, F. Kansas State; Arlen Clark, C. Oklahoma State; Jack Parr, C. Kansas State
1959—Robert Boozer, F. Kansas State; Arlen Clark, C. Oklahoma State
1961—William Bridges, C. Kansas; Charles Henke, C. Missouri
1962—Mike Wroblewski, C. Kansas State
1963—Ken Charlton, F. Colorado
1966—Walt Wesley, C. Kansas
1967—Don Smith, C. Iowa State; Don Sidle, C. Oklahoma
1968—Jo Jo White, G. Kansas; Don Sidle, C. Oklahoma
1969—Jo Jo White, G. Kansas
1970—Dave Robisch, F. Kansas
1971—Cliff Meeley, F. Colorado; Dave Robisch, F. Kansas
1972—Bud Stallworth, F. Kansas
1973—John Brown, F. Missouri
1975—Chuckie Williams, G. Kansas State; Alvan Adams, C. Oklahoma
1976—Willie Smith, G. Missouri

CONFERENCE SCORING LEADERS

1908-1979

BIG SIX

1929 Tom Churchill (12.4)	Oklahoma	1938 Fred Pralle (12.1)	Kansas
1930 Don Maclay (11.2)	Nebraska	1939 Homer Wesche (13.1)	Kansas State
1931 Jack Roadcap (9.9)	Iowa State	1940 Jim McNatt (12.6)	Oklahoma
1932 Ted O'Leary (11.0)	Kansas	1941 Howard Engleman (16.5)	Kansas
John Cooper (11.0)	Missouri	1942 Ralph Miller (15.2)	Kansas
1933 Norman Wagner (11.4)	Missouri	1943 Gerald Tucker (17.5)	Oklahoma
1934 Ray Ebling (12.4)	Kansas	1944 Allie Paine (11.0)	Oklahoma
1935 Ray Ebling (13.4)	Kansas	1945 Jim Myers (13.1)	Iowa State
1936 Ray Ebling (14.1)	Kansas	1946 Charlie Black (17.3)	Kansas
1937 Frank Groves (15.4)	Kansas State	1947 Gerald Tucker (13.7)	Oklahoma

BIG SEVEN

1948 Paul Courty (13.0)	Oklahoma	1953 B. H. Born (22.5)	Kansas
1949 Claude Rutherford (12.4)	Nebraska	1954 Burdette Haldorson (21.3)	Colorado
1950 Clyde Lovellette (23.0)	Kansas	1955 Burdette Haldorson (23.9)	Colorado
1951 Clyde Lovellette (23.8)	Kansas	1956 Norm Stewart (24.7)	Missouri
1952 Clyde Lovellette (28.0)	Kansas	1957 Wilt Chamberlain (25.4)	Kansas

BIG EIGHT

1958 Wilt Chamberlain (28.3)	Kansas	1969 Cliff Meely (24.9)	Colorado
1959 Bob Boozer (25.9)	Kansas State	1970 Dave Roberts (26.6)	Kansas
1960 Wayne Hightower (21.6)	Kansas	1971 Cliff Meely (30.5)	Colorado
1961 Charles Henke (24.7)	Missouri	1972 Bud Stallworth (27.9)	Kansas
1962 Jerry Gardner (20.2)	Kansas	1973 Kevin Fitzgerald (21.3)	Oklahoma State
1963 Ken Charlton (19.2)	Colorado	1974 Alvan Adams (22.6)	Oklahoma
1964 Willie Murrell (22.4)	Kansas State	1975 Herclie Ivy (29.9)	Iowa State
1965 Walt Wesley (26.9)	Kansas	1976 Willie Smith (25.3)	Missouri
1966 Chuck Gardner (20.3)	Colorado	1977 Kim Anderson (22.1)	Missouri
1967 Don Sidle (24.9)	Oklahoma	1978 Andrew Parker (22.2)	Iowa State
1968 Don Smith (25.7)	Iowa State	1979 Andrew Parker (22.0)	Iowa State



BIG 8 CONFERENCE BASKETBALL RECORDS

INDIVIDUAL

- Most Points in Conference Game—50 by Bud Stallworth, Kansas vs. Missouri, 1971-72.
- Most Points in Game—52 by Wilt Chamberlain, Kansas vs. Northwestern, 1957. (58 by Bob Kurland, Oklahoma State vs. St. Louis, 1946, which was prior to Oklahoma State's entry into Conference.)
- Most Points in Conference Season—427 by Cliff Meely, Colorado, 1970-71.
- Most Points in Season—886 by Clyde Lovellette, Kansas, 1952.
- Most Points in Conference Career—1,075 by Mike Evans, Kansas State, 1974-78.
- Most Points In Career—2,115 by Mike Evans, Kansas State, 1974-78.
- Highest Average for Conference Season—30.5 by Cliff Meely, Colorado, 1970-71, in 14 games.
- Highest Average for Season—30.1 by Wilt Chamberlain, Kansas, 1958, in 21 games.
- Highest Average for Conference Career—26.5 by Wilt Chamberlain, Kansas, 1957-58 in 23 games.
- Highest Average for Career—29.8 by Wilt Chamberlain, Kansas, 1957-58, in 48 games.
- Most Field Goals in Conference Game—19 by Cliff Meely, Colorado vs. Oklahoma State, 1970-71; 19 by Bud Stallworth, Kansas vs. Missouri, 1971-72; 19 by Hercle Ivy, Iowa State vs. Colorado, 1974-75.
- Most Field Goals in Game—22 by Chuckie Williams, Kansas State vs. Holy Cross, 1976.
- Most Field Goals in Conference Season—179, Hercle Ivy, Iowa State, 1974-75.
- Most Field Goals in Season—352 by Clyde Lovellette, Kansas, 1952.
- Most Field Goals in Conference Career—441 by Mike Evans, Kansas State, 1974-78.
- Most Field Goals in Career—890 by Mike Evans, Kansas State, 1974-78 in 117 games.
- Most Free Throws in Conference Game—24 (of 24 attempts) by Arlen Clark, Oklahoma State vs. Colorado, 1959.
- Most Free Throws in Game—24 (of 24 attempts) by Arlen Clark, Oklahoma State vs. Colorado, 1959.
- Most Free Throws in Conference Season—128 by Don Smith, Iowa State, 1967-68.
- Most Free Throws in Season—250 by Wilt Chamberlain, 1957.
- Most Free Throws in Conference Career—304 by Don Smith, Iowa State, 1966-67-68.
- Most Free Throws in Career—502 by Don Smith, Iowa State, 1966-67-68.
- Highest Field Goal Percentage for Season (Minimum of 56 Goals)—.672 (133-198) by Larry Cox, Nebraska, 1976.
- Highest Field Goal Percentage for Conference Career (Minimum of 140 Goals)—.619 (159-257) by Larry Cox, Nebraska, 1973-76.
- Highest Field Goal Percentage for Career (Minimum of 200 Goals)—.625 (270-432) by Larry Cox, Nebraska, 1973-76.
- Highest Free Throw Percentage for Season—.926 (63-68) by Moe Iba, Oklahoma State, 1960-61.
- Highest Free Throw Percentage for Career (Minimum of 150 Made)—.839 (245-292) by Tom Baack, Nebraska, 1966-67-68.

BIG 8 CONFERENCE BASKETBALL RECORDS

Most Rebounds in Conference Game—36 by Wilt Chamberlain, Kansas vs. Iowa State, 1958.

Most Rebounds in Game—36 by Wilt Chamberlain, Kansas vs. Iowa State, 1958.

Most Rebounds in Conference Season—235 by Andy Hopson, Oklahoma State, 1972-73.

Most Rebounds in Season—510 by Wilt Chamberlain, Kansas, 1957.

Most Rebounds in Conference Career—590, Andy Hopson, Oklahoma St, 1973-75.

Most Rebounds in Career—1,081 by Bill Bridges, Kansas, 1959-60-61.



BIG 8 CONFERENCE BASKETBALL RECORDS TEAM OFFENSE

- Most Points Conference Game—119 by Iowa State vs. Colorado, 1974-75.
Most Points in Game—129 by Iowa State vs. Northeastern Illinois, 1978-79.
Most Points Conference in Season—1,194 by Missouri, 1975-76 in 14 games.
Most Points in Season—2,590 by Missouri, 1975-76 in 31 games.
Highest Scoring Average Conference for Season—85.3 by Missouri, 1975.
Highest Scoring Average for Season—85.8 by Iowa State, 1974-75.
Most Field Goals in Game—51 by Nebraska vs. Nevada, Las Vegas, 1970-71; Iowa State vs. Northern Iowa, 1974-75; and Oklahoma State vs. College of Sante Fe, 1977.
Most Field Goals in Conference Season—494 by Iowa State, 1974-75.
Most Field Goals in Season—1,035 by Missouri, 1975-76 in 31 games.
Most Free Throws in Game—55 by Oklahoma (40 made) vs. Kansas State, 1955.
Most Free Throws in Conference Season—299 by Kansas State, 1959.
Most Free Throws in Season—465 by Oklahoma State, 1978, in 26 games.
Most Fouls in Conference Game—38 by Oklahoma vs. Kansas, 1953.
Most Fouls in Game—45 by Oklahoma vs. Southern California, 1967-68.
Most Fouls in Conference Season—357 by Nebraska, 1970-71.
Most Fouls in Season—700 by Kansas, 1952 in 31 games.
Highest Field Goal Percentage for Game—.718 by Oklahoma State (23-32) vs. Kansas State, 1962.
Highest Field Goal Percentage for Conference Season—.506 by Missouri, 1976-77.
Highest Field Goal Percentage for Season—.505 by Nebraska, 1970-71.
Highest Free Throw Percentage for Game—1.000 (14-14) by Kansas State vs. Iowa State, 1976; Kansas (11-11) vs. Kansas State, 1968 and Oklahoma (10-10) vs. Iowa State, 1940; Kansas State (5-5) vs. South Dakota, 1978.
Highest Free Throw Percentage for Season—.711 by Oklahoma State (287-372), 1961.
Most Consecutive Free Throws in Game—25 by Nebraska vs. Oklahoma, 1967 Tournament.

TEAM DEFENSE

- Fewest Points Yielded Conference Game—13 by Kansas (31) vs. Missouri, 1932; and Iowa State (18) vs. Missouri, 1932.
Fewest Points Yielded in Game—1 by Oklahoma (90) vs. Edmond Teachers, 1910.
Fewest Points Yielded in Conference Season—235 by Kansas, 1934.
Fewest Points Yielded in Season (since 1929)—379 by Kansas, 1933-34, in 17 games.
Lowest Point Average Yielded in Conference Season—23.5 by Kansas, 1934.
Fewest Field Goals Yielded in Game—3 by Kansas vs. Missouri, 1931.
Fewest Free Throws Yielded in Game—1 by Iowa State vs. Kansas, 1933; Kansas vs. Iowa State, 1934; and Missouri vs. Kansas, 1936.
Fewest Free Throws Yielded in Season—60 by Kansas, 1930.
Fewest Fouls in Game—1 by Kansas vs. Topeka YMCA, 1899 and K.C. Athletic Club, 1899.
Fewest Fouls in Season—74 by Kansas, 1934.
Most Rebounds in Conference Game—77 by Kansas vs. Nebraska, 1957; and Kansas vs. Missouri, 1957.
Most Rebounds in Game—77 by Kansas vs. Nebraska, 1957; and Kansas vs. Missouri, 1957.
Most Rebounds in Conference Season—719 by Iowa State, 1975 in 14 games.
Most Rebounds in Season—2,102 by Iowa State, 1977-78, in 27 games.

BIG EIGHT POSTSEASON TOURNAMENT RECORDS

TEAM

OFFENSE

- Most Points Game**—97 by Kansas vs. Iowa State (62), 1977
Tournament—249 by Kansas and Missouri, 1977
- Most Field Goals Game**—36 by Oklahoma State vs. Missouri, 1977
Tournament—95 by Oklahoma, 1979
- Most Free Throws Made Game**—37 by Kansas State vs. Iowa State, 1977
Tournament—79 by Kansas State, 1977
- Most Fouls Game**—32 by Oklahoma State vs. Missouri, 1979
Tournament—62 by Kansas, 1979
- Highest Field Goal Pct. Game**—635 (33 of 52) by Missouri vs. Oklahoma, 1977
Tournament—(3 games) .509 (88-173) by Missouri, 1977
- Highest Free Throw Pct. Game**—903 (37-41) by Kansas State vs. Iowa State, 1977
Tournament—(Min. 36 atts.) .839 (73-87) by Missouri, 1977

DEFENSE

- Fewest Points Yielded Game**—44 by Kansas State vs. Oklahoma, 1978
Tournament—(3 games) 189 by Missouri, 1978
- Fewest Field Goals Yielded Game**—19 by Kansas State vs. Oklahoma, 1978
Tournament—(3 games) 77 by Kansas State, 1977 and Missouri, 1978
- Fewest Free Throws Yielded Game**—2 by Missouri vs. Oklahoma State, 1977
Tournament—(3 games) 18 by Oklahoma, 1979
- Fewest Fouls Game**—12 by Kansas State vs. Nebraska and Oklahoma vs. Colorado, 1979
Tournament—(3 games) 37 by Oklahoma, 1979
- Most Rebounds Game**—55 by Kansas vs. Colorado, 1978
Tournament—(3 games) 138 by Oklahoma, 1979

TWO TEAMS, ONE GAME

- Most Points**—168 by Missouri (92) and Oklahoma State (74), 1977
- Fewest Points**—96 by Kansas State (52) and Oklahoma (44), 1978
- Most Field Goals**—67 by Oklahoma (34) and Missouri (33), 1977
- Most Free Throws Attempted**—73 by Kansas State (41) and Iowa State (32), 1977
Made—55 by Kansas State (37) and Iowa State (18), 1977
- Most Personal Fouls**—53, three different times
- Highest Free Throw Pct.**—844 (38-45) by Missouri (36-41) and Oklahoma State (2-4), 1977
- Highest Field Goal Pct.**—563 (67-119) by Missouri (33-52) and Oklahoma (34-67), 1977
- Most Rebounds**—104 by Colorado (49) and Kansas (55), 1978

INDIVIDUAL

- Most Points Game**—31 by Mark Tucker, OS vs. NE, 1978
Tournament—56 by Mike Evans, KS, 1977 (3 games)
Career—116 by Larry Drew, MO, 1977-78-79
- Most Field Goals Game**—13 by Mike Evans, KS vs. MO, 1977
Tournament—23 by Paul Mokeski, KN, 1979
Career—51 by Larry Drew, MO, 1977-78-79
- Most Free Throws Game**—13 by Curtis Redding, KS vs. KN, 1977
Tournament—19 by Curtis Redding, KS, 1977
Career—32 by Curtis Redding, KS, 1977-78
- Highest Free Throw Pct. Game (Min. 8 Atts.)**—1,000 11-11 by Mike Evans, KS vs. IS, 1977
11-11 by Mark Tucker, OS vs. NE, 1979
Tournament (Min. 12 Atts.)—929 (13-14) by Curtis Redding, KS, 1978
Career (Min. 2 Games)—1,000 11-11 by Mark Tucker, OS, 1978-79
- Highest Field Goal Pct. Game (Min. 6 Made)**—1,000 (6-6) by Cary Garrabine, OK vs. KN, 1979
Tournament (Min. 12 Made)—737 (14-19) by Steve Soldner, KS, 1978
Career (Min. 18 Made)—667 (32-48) by Steve Soldner, KS, 1977-78-79
- Most Fouls, Tournament**—12 by Steve Soldner, KS, 1978 and Curtis Berry, MO, 1978
Career—21 by Paul Mokeski, KN, 1977-78-79
- Most Rebounds Game**—22 by Al Beal, OK vs. KN, 1979
Tournament—39 by Al Beal, OK, 1979
Career—68 by Paul Mokeski, KN, 1977-78-79

PREVIOUS BIG 8 POSTSEASON TOURNAMENT RESULTS

1979

First Round

Oklahoma 77, Colorado 57
Missouri 92, Oklahoma State 70
Kansas 91, Iowa State 70
Kansas State 61, Nebraska 60 (2 ot)

Semi-Finals

Oklahoma 72, Kansas State 68
Kansas 76, Missouri 73

Finals

Oklahoma 80, Kansas 65

1978

First Round

Kansas 82, Colorado 66
Kansas State 52, Oklahoma 44
Missouri 65, Iowa State 63
Nebraska 71, Oklahoma State 63

Semi-Finals

Kansas State 87, Kansas 76
Missouri 61, Nebraska 58

Finals

Missouri 71, Kansas State 68 (ot)

1977

First Round

Kansas State 97, Iowa State 63
Kansas 61, Nebraska 58
Missouri 92, Oklahoma State 74
Oklahoma 68, Colorado 56


Semi-Finals

Kansas State 80, Kansas 67
Missouri 90, Oklahoma 74

Finals

Kansas State 72, Missouri 67 (ot)







NEBRASKA HISTORY



Built in 1926, Nebraska had an overall mark of 328-184 in The Coliseum. Nebraska's last game in The Coliseum was on March 6, 1976, as the Huskers beat Iowa State 82-66.



NEBRASKA'S COLISEUM (1926-1975)



JERRY BUSH
Nebraska Basketball Coach
(1945-1963)

Jerry Bush, Nebraska's basketball coach from 1954-63, died in Lincoln on Oct. 27, 1976.

A memorial to Bush was dedicated in front of the Nebraska Coliseum, the site of many exciting Bush victories, on Sept. 9, 1978. Present at the ceremony were Bush's wife, Asta, his family, University administration, NU athletic department administration and coaches, along with several of Bush's former players.

Bush's accomplishments as a coach and player were many. As a college star, he was a three-year (1936-38) starting forward at St. John's and in 1938, he was selected as an All American.

From 1938-47, Bush played professional basketball and was twice named All Pro. He also played on two world championship professional teams.

Following his professional career, Bush was the head coach at Toledo University from 1947-54. During his seven years at Toledo, Bush's record was 129-59.

From Toledo, he came to Nebraska where he was the head mentor from 1954-63. At NU, his record was 81-132.

Bush showed the state of Nebraska that there was more to the game of basketball than winning or losing. A 1963 press clipping described Jerry Bush the best.

"He has provided far more than victories and injected into the community and the state an enthusiasm and good nature that is far more valuable than victories on the hardwood courts. On these terms, Jerry Bush leaves Nebraska as a real winner."

At the time of his death, Bush was the vice president of Universal Assurors Inc., of Omaha.

**NEBRASKA TOTAL WON-LOSS RECORD
IN HISTORY OF SPORT AT SCHOOL
(1897-1979)**

827-786

NEBRASKA'S RECORD WITH ALL OPPONENTS

Air Force Academy	3	1	Fon du Lac	0	1
Alabama	0	1	Fort Dodge	5	1
Alabama-Birmingham	1	0	Ft. Dodge (Co. G)	0	1
Arizona	2	1	Fort Riley	1	0
Arizona State	0	2	Fresno State	1	0
Arkansas	0	2	Gardner Naval Res.	0	2
Arkansas Tech	1	0	George Washington	0	1
Augustana	2	0	Georgia State	2	0
Baker	3	0	Great Lakes	0	1
Baylor	1	0	Greeley, Colo., HS	1	0
Bellevue	1	0	Grinnell	15	6
Bradley	2	5	Hamline	2	0
Brandeis (Omaha)	1	0	Harvard	2	0
Brigham Young	1	3	Haskell College	0	2
Brown	1	0	Hastings College	1	0
Burgess-Nash	1	0	Hawaii	2	2
Butler	1	1	Hawaii-Hilo	0	1
California	6	7	Highland Park	1	2
California (Davis)	1	0	Hillyard's	0	1
California (Irvine)	1	0	Houston	0	3
California (Fullerton)	1	0	Hudson College	1	0
California (Sacramento)	1	0	Idaho	2	0
California (Santa Barbara)	1	0	Illinois	2	7
Camp Funston	0	1	Independence College	1	0
Canasius	0	1	Indiana	1	7
Carleton	0	2	Iowa	7	12
Central City	1	0	Iowa State	98	68
Cheyenne Bus. College	0	1	Kansas	55	117
Chicago Central	0	1	Kansas City YMCA	1	0
Cincinnati	0	2	Kansas State	63	87
Colgate	1	1	Kaycee Ath. Club	2	3
Colorado	36	46	Kentucky	1	2
Colorado State	9	2	Knox	1	0
Cornell (N.Y.)	1	0	La Salle	1	1
Cotner College	4	1	Lawrence	1	0
Creighton	4	5	Lewis	0	1
Crete	1	0	Lincoln High	1	0
Denver	4	2	Lincoln YMCA	9	4
Denver YMCA	1	0	Long Beach State	1	0
DePaul	0	3	Louisville	0	1
Detroit	1	4	Loyola (Chicago)	1	1
Doane	3	0	MacMurray	1	0
Drake	42	13	Mankato St.	1	0
Duquesne	1	2	Marquette	2	3
Emporia State	1	0	Marshall	0	1

Marshfield	1	0	Portage (Co. F)	0	1
Memphis State	0	1	Portland	1	0
Menasha	1	0	Pittsburgh	0	2
Miami (Florida)	1	1	Port Washington	1	0
Miami (Ohio)	1	0	Princeton	1	0
Michigan	2	4	Purdue	2	5
Michigan State	3	4	Ripon	0	1
Middle Tennessee	0	1	Sacred Heart Col.	1	0
Millikin	0	1	St. Louis Univ.	2	3
Minneapolis YMCA	1	0	St. Mary's (Calif.)	1	1
Minnesota	11	38	St. Josephs (Iowa)	3	0
Minnesota Ag	0	1	St. Thomas (Minn.)	1	0
Minnesota-Duluth	1	0	St. Thomas (Pa.)	1	0
Mississippi	1	1	San Diego State	0	1
Missouri	68	76	San Jose State	1	2
Missouri So. St.	1	0	Santa Clara	1	1
Montana	1	0	Shattuck	2	0
Montana State	2	2	Simpson	1	1
Morningside	7	0	Sioux City YMCA	1	1
Muscatine	0	1	South Carolina	1	1
NATTC	0	1	South Dakota	29	5
Navy Pre-flight	0	2	South Dakota State	7	0
Nebraska Wesleyan	21	6	So. California	0	4
Nevada-Las Vegas	0	1	SMU	3	2
Nevada-Reno	2	1	Springfield (Mass.)	1	0
New Mexico St.	1	0	Stanford	3	6
Niagara	1	0	Stevens Point A.C.	0	1
North Carolina	0	1	Stewart AFB	1	0
Northern Colorado	1	0	Tampa	0	1
North Dakota	1	1	Temple	0	1
North Dakota State	1	0	Texas	1	2
Northeast Missouri	1	0	TCU	2	1
Northwest Mo. St.	5	0	Texas A&M	1	0
Northern Iowa	8	0	Texas Tech	4	2
Northern Michigan	1	0	Topeka YMCA	1	1
North Texas State	2	0	UCLA	2	4
Northwestern	2	1	Utah	1	1
Northwest Missouri	6	0	Utah State	2	0
Notre Dame	4	2	Valparaiso	2	0
Ohio	2	0	Vanderbilt	2	3
Ohio State	1	1	Washburn	1	0
Oklahoma	63	68	Washington (Seattle)	1	6
Oklahoma State	38	24	Washington State	3	1
Oklahoma City	1	1	Wash. U. (St. Louis)	9	6
Omaha Alumni	1	0	Wesleyan Auto	0	1
Omaha Ath. Club	2	0	Western Illinois	1	0
Omaha Christian	1	0	West Kentucky State	0	1
Omaha	2	0	Western Reserve	2	0
Omaha YMCA	7	1	West Virginia	0	1
Oregon	2	3	Wichita State	4	5
Oregon State	2	5	Wisconsin	5	4
Ottumwa Navy	2	0	Wisconsin State	0	1
Pacific	2	0	Wyoming	9	6
Penthalon	1	0	York College	1	0

NEBRASKA CAGE HISTORY

(1897-1979)

KEY: (H)—Home (A)—Away (HC)—Husker Classic (B)—Big 8 Tourney (OT)—Overtime

Nebr.	Opponent	Nebr.	Opponent	Nebr.	Opponent	
1897-98						
(Won 7, Lost 0)						
won Kansas U.	—	39 Colorado College	11	26 Kansas City A.C.	25	
won Doane College	—	28 Colorado U.	12	57 Brown College "B"	12	
won Nebraska Wesleyan	—	25 Greeley (Colo.) HS	15	39 Bellevue (Nebr.)	27	
won Omaha YMCA	—	28 Cheyenne Bus. Col.	42	33 Fort Dodge	23	
won Lincoln YMCA	—	33 Lincoln YMCA	20	59 Shattuck	23	
won Lincoln YMCA	—	4 Minnesota Ag. Col.	13	R. G. CLAPP, COACH		
FRANK LEHMER, COACH						
1898-99						
(Won 4, Lost 0)						
21 Omaha YMCA	14	49 Lincoln H.S.	26	1906-07		
37 Nebraska Wesleyan	5	31 Nebraska Wesleyan	32	(Won 10, Lost 6)		
57 Nebraska Wesleyan	3	lost Lincoln YMCA	—	62 Crete	8	
52 Doane	7	won Lincoln YMCA	—	30 Nebraska Wesleyan	26	
FRANK LEHMER, COACH						
1899-1900						
(Won 5, Lost 0)						
42 Nebraska Wesleyan	9	31 Lincoln YMCA	12	27 Iowa University	17	
39 Lincoln YMCA	7	25 Nebraska Wesleyan	9	40 Central City	9	
57 Doane College	3	35 Omaha Christian	26	32 Kansas University	19	
26 Omaha YMCA	14	14 Sioux City YMCA	49	34 Fort Dodge	22	
48 Kansas U.	8	57 Morningside College	27	19 Minnesota U.	20	
T.P. HEWITT, COACH						
1900-01						
(Won 3, Lost 3)						
17 Omaha YMCA	11	21 Minnesota U.	42	18 Minnesota U.	20	
10 Lincoln YMCA	8	15 Minneapolis YMCA	10	26 Hudson College	25	
20 Omaha YMCA	12	25 Wisconsin U.	22	33 Marshfield (Co.)	16	
20 Lincoln YMCA	28	R. G. CLAPP, COACH		23 Portage (Co. F.)	27	
20 Fon du Lac	32	31 Wisconsin U.				35
13 Stevens Point A.C.	38	29 Iowa University				32
E. BERRY, COACH						
1901-02						
(Won 5, Lost 3)						
63 Nebraska Wesleyan	14	21 Grinnell College				27
32 Lincoln YMCA	30	40 Denver University				13
9 Minnesota U.	52	50 Nebraska Wesleyan				11
42 Sioux City YMCA	24	R. G. CLAPP, COACH				
29 Haskell College	73	1907-08				
35 Kansas U.	29	(Won 7, Lost 4)				
36 Topeka YMCA	52	32 Nebraska Wesleyan	31	26 Iowa	39 (A)	
27 Topeka YMCA	13	34 Highland Park	39	33 Nebraska Wesleyan	19	
FRED MORRELL, COACH						
1902-03						
(Won 7, Lost 5)						
25 Lincoln YMCA	18	57 Nebraska Wesleyan	23	21 Muscatine	39	
18 Haskell College	25	24 Omaha YMCA	21	36 Kansas State	18	
24 Lincoln YMCA	35	53 Fort Dodge	27	26 Washburn College	25	
23 Kansas U.	10	44 Shattuck	22	20 Kansas University	17	
44 Denver YMCA	29	22 Minnesota U.	21	23 Kansas University	21	
1903-04						
(Won 9, Lost 5)						
47 Nebraska Wesleyan	10	28 Minnesota U.	25	51 Highland Park	23	
lost Highland Park	—	29 Omaha YMCA	30	43 Missouri U.	31	
49 Lincoln H.S.	26	49 Baker College	19	28 Kansas	28	
31 Nebraska Wesleyan	32	47 Port Washington	36	25 Kansas	28	
lost Lincoln YMCA	—	28 Ripon College	32	R. G. CLAPP, COACH		
won Lincoln YMCA	—	37 Menasha	19	1908-09		
31 Lincoln YMCA	12	37 Lawrence U.	24	(Won 8, Lost 15)		
25 Nebraska Wesleyan	9	22 Lewis	61	28 Cotner College	24	
35 Omaha Christian	26	22 Chicago Central	59	16 Lincoln YMCA	34	
14 Sioux City YMCA	49	R. G. CLAPP, COACH		36 Kansas State	31	
57 Morningside College	27	1905-06				
21 Minnesota U.	42	(Won 12, Lost 2)				
15 Minneapolis YMCA	10	33 Kansas City A.C.	22	17 Kansas University	36	
25 Wisconsin U.	22	25 Meteors (K.C. YMCA)	24	13 Kansas University	48	
R. G. CLAPP, COACH						
1904-05						
(Won 11, Lost 5)						
32 Nebraska Wesleyan	31	42 Iowa State	20	40 Iowa State	21	
34 Highland Park	39	39 Drake University	30	39 Drake University	30	
57 Nebraska Wesleyan	23	17 Kansas U.	37	34 Drake University	12	
24 Omaha YMCA	21	50 Kansas State	14	13 Kansas University	18	
53 Fort Dodge	27	43 Fort Riley	13	24 Missouri U.	26	
44 Shattuck	22	33 Baker College	27	17 Minnesota U.	24	
22 Minnesota U.	21	41 Independence Col.	16	21 Minnesota U.	39	
28 Minnesota U.	25	29 21 Kansas City A.C.	49	16 Iowa State	22	
29 Omaha YMCA	30					
49 Baker College	19					
47 Port Washington	36					
28 Ripon College	32					
37 Menasha	19					
37 Lawrence U.	24					
22 Lewis	61					
22 Chicago Central	59					

Nebr.	Opponent	Nebr.	Opponent	Nebr.	Opponent
31 Kansas State	23	24 Colgate University	15	27 Iowa State	14
16 Kansas State	26	33 Iowa State	16	12 Drake University	25
E. J. STEWART, COACH		37 Iowa State	31	W. E. KLINE, COACH	
		P. J. SCHISSLER, COACH			
1918-19			1924-25		
(Won 10, Lost 6)			(Won 11, Lost 6)		
34 Drake University	13	1921-22		23 Kansas State	11 (A)
24 Drake University	14	(Won 8, Lost 9)		27 23 Oklahoma	18 (A)
24 Grinnell College	14	14 Wisconsin Univ.	27	20 Drake	6 (H)
15 Grinnell College	16	31 Wash. U. (St. Louis)	23	20 Kansas	25 (H)
15 Drake University	22	21 Iowa State	14	31 Oklahoma	17 (H)
19 Drake University	9	31 Missouri Univ.	46	35 Grinnell	27 (H)
35 Missouri U.	25	27 Grinnell College	17	32 Kansas State	20 (H)
28 Missouri U.	13	15 Kansas University	25	20 Kansas	28 (A)
26 Missouri U.	26	21 Oklahoma Univ.	29	24 Washington, Mo.	20 (A)
21 Missouri U.	14	7 Iowa State	26	20 Missouri	25 (A)
17 Kansas University	31	28 Grinnell College	25	37 Iowa State	17 (H)
29 Kansas University	24	25 Kansas State	24	24 Missouri	21 (H)
32 Kansas State	34	32 Drake University	34	15 Creighton	11 (A)
21 Kansas State	30	39 Oklahoma Univ.	34	10 Drake	18 (A)
27 Grinnell College	15	16 Missouri Univ.	55	21 Grinnell	36 (A)
21 Grinnell College	22	33 Wash. U. (St. Louis)	32	26 Iowa State	13 (A)
E. J. STEWART, COACH		15 Drake University	29	16 Washington, Mo.	36 (H)
		21 Kansas State	13	W. E. KLINE, COACH	
		18 Kansas University	41		
		OWEN A. FRANK, COACH			
1919-20			1925-26		
(Won 22, Lost 2)			(Won 8, Lost 10)		
37 Morningside Col.	14	1922-23		19 South Dakota	20 (H)
39 Morningside Col.	9	(Won 5, Lost 12)		20 Kansas City AC	36 (A)
51 Omaha Ath. Club	10	20 Kansas University	30	20 Creighton	15 (A)
26 Omaha Ath. Club	23	21 Kansas State	15	24 Grinnell	14 (H)
47 Hastings College	9	18 Drake University	30	18 Iowa State	13 (H)
32 Colorado College	19	25 Oklahoma Univ.	19	39 Grinnell	18 (A)
23 Colorado College	25	18 Missouri Univ.	33	27 Iowa State	12 (A)
27 Colorado U.	16	25 Drake University	37	23 Drake	21 (A)
24 Colorado U.	17	21 Iowa State	15	14 Kansas	25 (H)
41 South Dakota U.	12	20 Grinnell College	13	26 Kansas State	41 (A)
33 South Dakota U.	12	17 Grinnell College	21	11 Creighton	15 (H)
20 Indiana University	24	17 Iowa State	31	21 Kansas State	28 (H)
48 Indiana University	18	25 Oklahoma Univ.	31	24 Missouri	26 (H)
43 Michigan Aggies	28	15 Kansas University	36	26 Washington, Mo.	20 (H)
39 Michigan Aggies	20	14 Kansas State	17	17 Kansas	30 (A)
25 Notre Dame	18	32 Wash. U. (St. Louis)	34	22 Drake	21 (H)
31 Notre Dame	15	23 Missouri Univ.	39	22 Missouri	24 (A)
44 Morningside Col.	12	24 Nebraska Wesleyan	22	14 Washington, Mo.	22 (A)
50 Morningside Col.	12	24 Creighton Univ.	46	ERNEST BEARG, COACH	
31 Knox College	24	OWEN A. FRANK, COACH			
30 Valparaiso U.	17				
35 Valparaiso U.	20				
23 Colorado College	9	1923-24		1926-27	
33 Colorado College	12	(Won 11, Lost 7)		(Won 12, Lost 6)	
P. J. SCHISSLER, COACH		18 Kansas City, A.C.	27	20 Hillyard's	36
		24 Missouri Univ.	18	23 Kansas State	34
		35 Oklahoma Univ.	21	37 Washington, Mo.	20
		27 Kansas State	14	35 Missouri	23
		23 Kansas State	26	27 Kansas	24
		18 Kansas University	19	34 Drake	35
		20 Oklahoma Univ.	32	35 Iowa State	19
		10 Kansas University	13	37 Oklahoma	29
		25 Creighton Univ.	21	24 Oklahoma State	27
		15 Drake University	19	30 Grinnell	22
		32 Grinnell College	19	26 Kansas State	24
		31 Missouri Univ.	41	27 Missouri	22
		32 Wash. U. (St. Louis)	18	36 Oklahoma	26
		32 Grinnell College	18	41 Washington, Mo.	24
		36 Wash. U. (St. Louis)	17	25 Kansas	34
		18 Iowa State	16	35 Oklahoma State	25

Nebr.	Opponent	Nebr.	Opponent	Nebr.	Opponent
24 Iowa State	26	52 Iowa State	50 (H)	34 South Dakota	25 (H)
46 Drake	32	35 Kansas	36 (H)	31 Missouri	39 (H)
C. T. BLACK, COACH		C. T. BLACK, COACH		43 Iowa State	16 (A)
				27 Oklahoma	38 (H)
				W. H. BROWNE, COACH	
1927-28		1930-31		1933-34	
(Won 7, Lost 11)		(Won 9, Lost 9)		(Won 7, Lost 11)	
27 Washington, Mo.	28 (A)	18 South Dakota	17 (A)	22 Marquette	25 (A)
15 Missouri	36 (A)	22 Pittsburgh	23 (H)	22 Northwestern	35 (A)
36 Missouri	26 (H)	38 Wash. (Seattle)	41 (A)	13 DePaul	33 (A)
19 Washington, Mo.	30 (H)	24 Wash. (Seattle)	27 (A)	22 North Dakota	50 (A)
28 Drake	32 (A)	32 Wash. (Seattle)	38 (A)	12 North Dakota St.	29 (A)
24 Kansas State	29 (H)	44 Brigham Young	55 (H)	16 Minnesota	32 (A)
37 Iowa State	26 (H)	42 Missouri	32 (H)	37 Iowa State	31 (A)
21 Oklahoma State	32 (H)	36 Oklahoma	30 (A)	24 Kansas	21 (H)
32 Iowa State	26 (A)	31 Kansas	30 (A)	26 Missouri	36 (A)
35 Grinnell	22 (A)	30 Drake	25 (H)	24 Kansas State	25 (A)
34 Drake	27 (H)	31 Iowa State	19 (H)	24 Wyoming	33 (H)
27 Kansas	33 (A)	32 Butler	14 (H)	36 Oklahoma	44 (H)
22 Kansas State	28 (A)	20 Missouri	33 (A)	38 Kansas State	31 (H)
32 Kansas	28 (H)	37 Kansas State	31 (A)	34 Missouri	27 (H)
36 Oklahoma	38 (H)	29 Kansas	34 (H)	23 Oklahoma	53 (A)
35 Grinnell	16 (H)	28 Iowa State	42 (A)	24 Kansas	25 (A)
28 Oklahoma	43 (A)	30 Kansas State	32 (H)	26 Iowa State	21 (H)
43 Oklahoma State	47 (A)	41 Oklahoma	30 (H)	29 St. Louis	25 (H)
C. T. BLACK, COACH		C. T. BLACK, COACH		W. H. BROWNE, COACH	
1928-29		1931-32		1934-35	
(Won 11, Lost 5)		(Won 3, Lost 17)		(Won 6, Lost 12)	
36 South Dakota	25 (H)	26 South Dakota	41 (H)	23 Wyoming	26 (A)
32 Colorado Col.	24 (A)	27 Brigham Young	31 (H)	24 Iowa	31 (H)
48 Colorado Col.	26 (A)	29 Iowa	34 (A)	34 North Dakota	21 (H)
25 Missouri	30 (H)	34 Wisconsin State	36 (A)	26 Minnesota	24 (H)
46 South Dakota	28 (H)	(Superior)		31 Stanford	34 (H)
30 Kansas	29 (H)	24 Minnesota	32 (A)	35 Millikin	36 (A)
21 Kansas State	30 (A)	30 Carleton	40 (H)	20 St. Louis	30 (A)
20 Oklahoma	29 (A)	28 Iowa State	24 (A)	32 Iowa State	31 (H)
45 Iowa State	39 (H)	33 Drake	19 (A)	31 Missouri	32 (A)
37 Kansas	31 (A)	31 Kansas	34 (H)	41 Kansas State	47 (A)
34 Oklahoma	39 (H)	18 Missouri	30 (A)	34 Denver	22 (H)
37 Drake	24 (H)	20 Kansas State	32 (A)	33 (H)	23 (H)
33 Iowa State	37 (A)	34 Oklahoma	37 (H)	32 Oklahoma	38 (A)
33 Drake	26 (A)	32 Iowa State	33 (H)	21 Kansas	32 (A)
39 Missouri	33 (A)	32 Kansas State	26 (H)	24 Kansas	32 (H)
62 Kansas State	45 (H)	28 St. Louis	31 (H)	32 Oklahoma	24 (H)
C. T. BLACK, COACH		32 Oklahoma	46 (A)	17 Iowa State	22 (A)
		19 Kansas	51 (A)	28 Kansas State	21 (H)
		28 Missouri	32 (H)	W. H. BROWNE, COACH	
		18 Creighton	47 (A)		
		26 Creighton	28 (H)		
		C. T. BLACK, COACH			
1929-30		1932-33		1935-36	
(Won 9, Lost 9)		(Won 3, Lost 13)		(Won 13, Lost 8)	
27 St. Louis	37 (A)	24 Arkansas	41 (H)	53 Brigham Young	34 (H)
26 Butler	38 (A)	19 Carleton	23 (A)	41 Minnesota	24 (A)
19 West Virginia	45 (A)	27 (A)	27 (A)	46 Wyoming	42 (A)
27 Pittsburgh	34 (A)	25 Minnesota	29 (A)	39 Brigham Young	46 (A)
41 Kansas State	39 (A)	22 Minnesota	32 (H)	48 Utah	47 (A)
30 Montana State	61 (H)	17 Stanford	21 (H)	48 Santa Clara	61 (A)
29 South Dakota State	27 (H)	29 Kansas	32 (A)	39 Stanford	42 (A)
21 Missouri	27 (A)	33 Missouri	37 (A)	35 Denver	45 (A)
35 Oklahoma	20 (H)	31 Kansas State	25 (H)	31 Missouri	26 (H)
32 Iowa State	22 (A)	25 Iowa State	30 (H)	31 Wyoming	22 (H)
41 Iowa	26 (H)	20 Kansas	34 (H)	40 Oklahoma	33 (A)
42 Kansas State	46 (H)	35 Oklahoma	39 (A)	23 Kansas	45 (A)
47 Oklahoma	37 (A)	30 Kansas State	36 (A)	40 Iowa State	41 (A)
20 Kansas	27 (A)				
45 St. Louis	43 (H)				
34 Missouri	31 (H)				

Nebr.	Opponent	Nebr.	Opponent	Nebr.	Opponent	
54	Pentahlon	40 (H)	53 South Dakota State	34 (H)	NCAA PLAYOFF 35*Oklahoma State 52 HARRY C. GOOD, COACH * at Kansas City	
39	Illinois	71 (A)	54 Iowa State	56 (H)		
42	Indiana	65 (A)	37 Kansas	69 (A)		
37	Oklahoma	44 (H)	40 Oklahoma	63 (A)		
38	Iowa State	50 (H)	49 Missouri	60 (H)	1949-50 (Won 16, Lost 7)	
33	Kansas	48 (A)	54 Kansas State	50 (H)		
45	Oklahoma	48 (A)	HARRY C. GOOD, COACH		61 South Dakota State 32 (H)	
34**	NATTC	57 (A)	1947-48 (Won 11, Lost 13)		58 Northwest Missouri 39 (H)	
48	Kansas State	70 (A)			54 Bradley 64 (A)	
42	Navy Pre-Flight	62 (H)	56 Purdue 60 (H)	60 Northern Iowa 54 (H)	69 Baylor 55 (H)	
41	Missouri	47 (H)	59 Minnesota 63 (A)	63 Colorado State 43 (H)	66 Idaho 45 (H)	
59	Kansas	44 (H)	65 South Dakota 38 (H)	57 Colorado 67 (B)	65 Michigan 67 (B)	
54	Missouri	55 (A)	46 Missouri 44 (B)	65 Colorado 67 (B)	85 Iowa State 67 (B)	
45	Iowa State	47 (A)	46 Oklahoma State 47 (B)	47 South Dakota 40 (H)	57 Kansas 56 (H)	
41**	Navy Pre-Flight	55 (A)	60 Kansas 64 (B)	47 (A)	64 Iowa State 46 (H)	
47	Kansas State	55 (H)	67 Colorado State 47 (H)	59 Colorado 72 (A)	65 Kansas State 63 (H)	
A. J. LEWANDOWSKI, COACH * at Kansas City, Mo. ** at Oklahoma City, Okla. *** at Iowa City, Iowa			51 Stanford 47 (A)	47 South Dakota 40 (H)	50 Missouri 41 (H)	
1945-46 (Won 7, Lost 13)			38 San Jose State 39 (A)	57 Kansas 56 (H)	36 Kansas 49 (A)	
30	Minnesota	55 (A)	58 Nevada-Reno 63 (A)	64 Iowa State 46 (H)	55 Missouri 63 (H)	
52	South Dakota	29 (H)	58 Northern Colorado 54 (A)	59 Colorado 72 (A)	65 Kansas State 63 (H)	
54*	Missouri	63	44 Iowa State 55 (A)	65 Kansas State 63 (H)	55 Missouri 41 (H)	
62*	Kansas State	47	54 Missouri 66 (H)	36 Kansas 49 (A)	57 Oklahoma 55 (A)	
35	Iowa	61 (A)	59 Colorado 55 (A)	59 Colorado 49 (H)	55 Missouri 48 (A)	
51	Illinois	61 (H)	64 Kansas 64 (H)	56 Iowa State 54 (A)	48 Oklahoma 64 (H)	
48	Oregon State	40 (H)	66 South Dakota State 56 (H)	60 Kansas State 63 (A)	HARRY C. GOOD, COACH	
33	Bradley	53 (A)	61 Kansas 57 (A)	55 Missouri 48 (A)	1950-51 (Won 9, Lost 14)	
38	Marquette	49 (A)	57 Oklahoma 79 (A)	56 Iowa State 54 (A)		
44	Kansas State	37 (H)	41 Missouri 47 (A)	48 Oklahoma 64 (H)	41 Minnesota 55 (A)	
48	Oklahoma	70 (A)	62 Iowa State 57 (H)	60 Kansas State 63 (A)	61 Northwest Missouri 39 (H)	
45	Kansas	56 (H)	58 Colorado 53 (H)	49 Wash. (Seattle) 54 (A)	53 Wash. (Seattle) 71 (A)	
39	Iowa State	57 (A)	49 Kansas State 56 (A)	59 California 64 (A)	53 Santa Clara 36 (A)	
44	Missouri	42 (A)	81 (H)	55 Missouri 48 (A)	63 Northern Iowa 55 (H)	
52	South Dakota State	50 (H)	74 Oklahoma 81 (H)	56 Iowa State 54 (A)	34 Missouri 52 (B)	
45	Iowa State	57 (H)	70 Kansas 64 (H)	53 Kansas State 72 (B)	47 Kansas 63 (B)	
44	Oklahoma	51 (H)	HARRY C. GOOD, COACH		74 South Dakota 49 (H)	
30	Kansas	72 (A)	1948-49 (Won 16, Lost 10)		41 Kansas 66 (A)	
42	Missouri	39 (H)	59 Northwest Missouri 39 (H)	48 (B)	51 Iowa State 49 (H)	
49	Kansas State	54 (A)	52 Minnesota 61 (H)	45 Colorado 51 (A)	51 Iowa State 67 (A)	
L. F. KLEIN, COACH * at Kansas City, Mo.			63 Northern Iowa 52 (H)	50 Kansas State 79 (H)	54 Missouri 52 (H)	
1946-47 (Won 10, Lost 14)			47 Purdue 64 (A)	47 Kansas 63 (B)	52 Kansas 61 (H)	
68	South Dakota	37 (H)	64 (A)	74 South Dakota 49 (H)	49 Oklahoma 72 (A)	
65	Ottumwa Navy	45 (H)	46 Cincinnati 64 (A)	51 (H)	54 Missouri 52 (H)	
48	Drake	44 (H)	49 Duquesne 55 (A)	54 Colorado 45 (H)	48 Kansas State 74 (A)	
46	Arkansas	57 (B)	83 Western Reserve 80 (A)	46 Kansas State 74 (A)	46 Oklahoma 44 (H)	
54	Iowa State	51 (B)	34 Kansas State 48 (B)	51 Iowa State 49 (H)	57 Missouri 68 (A)	
52	Oklahoma	63 (B)	50 Missouri 52 (B)	45 Colorado 51 (A)	HARRY C. GOOD, COACH	
54	St. Mary's	58 (H)	56 Harvard 54 (B)	51 Iowa State 67 (A)	1951-52 (Won 7, Lost 17)	
58	Minnesota	66 (H)	52 Kansas 34 (H)	50 Kansas State 79 (H)		
37	Illinois	72 (A)	48 Washington, Mo. 45 (H)	52 Kansas 61 (H)	60 Northern Iowa 44 (H)	
53	Louisville	68 (A)	71 Iowa State 71 (H)	49 Oklahoma 72 (A)	55 Minnesota 63 (H)	
56	Western Kentucky	74 (A)	72 South Dakota 50 (H)	54 Missouri 52 (H)	59 Northwest Missouri 43 (H)	
54	Kansas State	63 (A)	70 Kansas State 48 (H)	58 Colorado 45 (H)	72 Fresno State 48 (H)	
44	Oklahoma	41 (H)	45 Colorado 43 (H)	48 Kansas State 74 (A)		
48	Kansas	46 (H)	49 Kansas 39 (A)	46 Oklahoma 44 (H)		
41	Missouri	47 (A)	45 Oklahoma 47 (A)	57 Missouri 68 (A)		
44	Iowa State	68 (A)	44 Iowa State 41 (A)			
65	Drake	44 (A)	47 Missouri 46 (H)			
72	Ottumwa Navy	53 (A)	56 Colorado 45 (A)			
			28 Kansas State 53 (A)			
			49 Oklahoma 56 (H)			
			52 Missouri 48 (A)			
			BIG 8 PLAYOFF			
			57*Oklahoma	56		

Nebr.	Opponent	Nebr.	Opponent	Nebr.	Opponent
55 Southern Methodist	61 (A)	62 Kansas	67 (H)	54 Vanderbilt	70 (A)
57 Texas Christian	58 (A)	78 Iowa State	65 (H)	85 Michigan State	69 (B)
76 Tampa	81 (A)	67 Missouri	82 (A)	70 Missouri	85 (B)
60 Miami, Fla.	70 (A)	HARRY C. GOOD, COACH		69 Iowa State	89 (B)
67 Kansas State	87 (B)	1954-55			
63 Colorado	68 (B)	(Won 9, Lost 12)			
66 Iowa State	75 (B)	61 Iowa	84 (A)	56 Colorado	60 (A)
63 Colorado	61 (H)	87 South Dakota	51 (H)	84 Missouri	65 (A)
36 Kansas State	71 (A)	93 Bradley	68 (A)	53 Kansas State	89 (A)
66 Kansas	69 (H)	76 Alabama	88 (A)	54 Kansas	69 (H)
82 South Dakota	59 (H)	79 Memphis State	86 (A)	53 Missouri	49 (H)
72 Iowa State	78 (A)	58 Missouri	75 (B)	47 Iowa State	59 (A)
55 Missouri	60 (H)	47 Colorado	89 (B)	56 Kansas State	81 (H)
67 Oklahoma	66 (H)	66 Kansas	69 (B)	60 Kansas	87 (A)
65 Colorado	67 (A)	76 Iowa State	63 (H)	53 Oklahoma	55 (A)
52 Kansas	90 (A)	59 Missouri	67 (A)	64 Oklahoma	55 (H)
59 Oklahoma	65 (A)	69 Kansas State	59 (H)	67 Iowa State	58 (H)
75 Iowa State	75 (H)	66 Kansas	62 (H)	JERRY BUSH, COACH	
60 Kansas State	75 (A)	74 NW Missouri	54	1957-58	
53 Missouri	68 (A)	62 Kansas State	79 (A)	(Won 10, Lost 13)	
HARRY C. GOOD, COACH		84 Colorado	77 (H)	64 South Dakota St.	52 (H)
1952-53		75 Oklahoma	67 (H)	77 Wyoming	66 (H)
(Won 9, Lost 11)		73 Missouri	76 (H)	57 Michigan	81 (A)
65 South Dakota	53 (H)	68 Kansas	55 (A)	56 Notre Dame	69 (A)
62 Minnesota	71 (A)	76 Oklahoma	78 (A)	61 Purdue	70 (H)
82 Springfield, Mass.	73 (H)	75 Iowa State	82 (A)	68 Denver	63 (H)
73 Bradley	65 (A)	66 Colorado	77 (A)	61 Ohio U.	53 (H)
66 Kansas	73 (B)	JERRY BUSH, COACH		64 Marquette	79 (A)
83 Iowa State	79 (B)	1955-56		74 Princeton	64 (B)
53 Colorado	67 (B)	(Won 7, Lost 16)		57 Kansas State	80 (B)
92 Harvard	53 (H)	51 Iowa	60 (A)	51 Iowa State	61 (B)
80 Colorado	65 (A)	69 Texas Tech	(OT) 63 (H)	54 Missouri	55 (A)
59 Kansas	65 (H)	71 Michigan	77 (A)	59 Kansas State	74 (A)
60 Iowa State	78 (H)	46 Wichita State	71 (A)	57 Oklahoma	54 (H)
73 Missouri	62 (H)	71 UCLA	65 (H)	52 Iowa State	57 (H)
80 Kansas State	67 (H)	52 Wisconsin	71 (A)	63 Iowa State	78 (A)
78 Colorado	86 (H)	48 Vanderbilt	66 (A)	46 Kansas	102 (A)
58 Kansas	77 (A)	66 Missouri	71 (B)	39 Oklahoma	66 (A)
59 Oklahoma	53 (A)	70 Cornell, NY	69 (B)	67 Missouri	62 (H)
59 Missouri	66 (A)	51 Kansas State	79 (B)	50 Colorado	41 (H)
70 Oklahoma	78 (H)	63 Colorado	78 (A)	43 Kansas	41 (H)
66 Iowa State	93 (A)	83 Missouri	77 (H)	55 Kansas State	48 (H)
80 Kansas State	108 (A)	52 Colorado	77 (H)	52 Colorado	54 (A)
HARRY C. GOOD, COACH		72 Emporia State	58 (H)	JERRY BUSH, COACH	
1953-54		52 Kansas State	66 (H)	1958-59	
(Won 8, Lost 13)		56 Kansas	80 (A)	(Won 12, Lost 13)	
64 Minnesota	75 (H)	68 Oklahoma	(OT) 61 (A)	85 Northwest Missouri	44 (H)
81 Iowa	70 (H)	69 Iowa State	(OT) 71 (H)	75 Montana State	43 (H)
70 South Dakota	53 (H)	50 Kansas State	73 (A)	62 Marquette	60 (H)
55 Oregon State	83 (A)	56 Kansas	60 (H)	57 Minnesota	78 (A)
68 Oregon	84 (A)	64 Oklahoma	(OT) 63 (H)	54 Texas Tech	46 (H)
72 Oregon	74 (A)	80 Missouri	88 (A)	48 Bradley	85 (A)
78 Kansas State	74 (B)	74 Iowa State	94 (A)	55 Michigan State	80 (A)
70 Oklahoma	86 (B)	JERRY BUSH, COACH		55 Oklahoma State	48 (B)
57 Missouri	72 (B)	1956-57		50 Colorado	54 (B)
74 Iowa State	60 (A)	(Won 11, Lost 12)		60 Oklahoma	43 (B)
76 Oklahoma	72 (A)	56 UCLA	69 (A)	50 Colorado	57 (A)
88 Kansas State	75 (H)	60 UCLA	78 (A)	47 Oklahoma State	44 (H)
80 Missouri	72 (H)	67 Iowa	43 (H)	81 Missouri	69 (H)
70 Kansas State	91 (A)	73 Michigan	60 (H)	52 Iowa State	49 (H)
67 Colorado	75 (H)	53 Wisconsin	51 (H)	91 Detroit	77 (H)
68 Kansas	79 (A)	65 Purdue	82 (A)	43 Kansas State	50 (H)
68 Oklahoma	76 (A)	67 Texas Tech	66 (A)	39 Oklahoma State	54 (A)
58 Colorado	83 (A)			48 Oklahoma	54 (A)
				55 Kansas	63 (H)

Nebr.	Opponent	Nebr.	Opponent	Nebr.	Opponent	
83	Kansas	75 (H)	89 Oklahoma	83 (A)	79 Oklahoma	66 (H)
86	Oklahoma	78 (H)	92 Kansas State	68 (H)	63 Missouri	80 (A)
45	Oklahoma State	41 (A)	60 Kansas	71 (A)	61 Oklahoma State	55 (H)
81	Oklahoma City (OT)	85 (A)	82 Oklahoma State	73 (H)	87 Iowa State	81 (H)
85	Oklahoma	81 (A)	73 Colorado	76 (A)	JOE CIPRIANO, COACH	
81	Iowa State	70 (H)	76 Kansas	69 (H)	* Bluebonnet Classic.	
71	Missouri	53 (A)	92 Iowa State	(OT) 93 (H)	Houston	
70	Colorado	63 (H)	70 Missouri	91 (A)	** Exhibition	
73	Kansas	110 (A)	JOE CIPRIANO, COACH			
79	Kansas State	69 (H)	1968-69			1970-71
88	Colorado	95 (A)	(Won 12, Lost 14)			(Won 18, Lost 8)
85	Oklahoma State	64 (H)	68 Wisconsin			55 (H)
JOE CIPRIANO, COACH			67 Oregon State			79 (A)
1966-67			85 Oregon			77 (A)
(Won 16, Lost 9)			94 Wichita State (3OT)			92 (H)
79	Oregon	56 (H)	73 Augustana			56 (H)
98	Wyoming	102 (A)	73 Michigan State			59 (H)
90	Pacific	78 (H)	76* Arizona State			83
100	Washington State	75 (H)	73* California			86
80	Washington State	78 (H)	63 Arizona			68 (A)
76*	La Salle	99	56 Kansas			82 (B)
71*	Portland	69	70 Oklahoma			47 (B)
81	Kansas state	98 (B)	76 Missouri			70 (B)
73	Oklahoma State	64 (B)	52 Kansas			56 (H)
66	Colorado	73 (B)	72 Kansas State			95 (A)
103**	Sweden Nationals	78 (H)	93 Iowa State			(OT) 99 (A)
67	Oklahoma State	57 (A)	52 Oklahoma State			76 (H)
87	Oklahoma	99 (A)	87 Missouri			71 (H)
84	Colorado	80 (H)	90 Oklahoma			83 (H)
97	Oklahoma	70 (H)	81 Colorado			83 (A)
99	Missouri	82 (H)	60 Missouri			79 (A)
67	Kansas state	59 (A)	74 Iowa State			(OT) 75 (H)
58	Kansas	84 (A)	73 Kansas			79 (A)
94	Iowa State	82 (H)	79 Colorado			65 (H)
76	Iowa State	55 (A)	88 Kansas State			71 (H)
79	Kansas State	71 (H)	63 Oklahoma State			72 (A)
80	Missouri	73 (A)	70 Oklahoma			64 (A)
57	Kansas	64 (H)	JOE CIPRIANO, COACH			JOE CIPRIANO, COACH
88	Oklahoma State	71 (H)	* Sun Devil Classic,			
57	Colorado	64 (A)	Tempe, Ariz.			
N.I.T.			1971-72			
88	Marshall	119	1969-70			(Won 14, Lost 12)
JOE CIPRIANO, COACH			(Won 16, Lost 9)			
* Vanderbilt Invitational			76 U.C. Irvine			73 (H)
** Exhibition			75 Augustana			56 (A)
1967-68			81 Wichita State			79 (A)
(Won 15, Lost 10)			82 Duquesne			77 (H)
111	Fullerton State	74 (H)	82* Houston			102
93	South Dakota	61 (H)	78* Texas A&M			69
70	Washington State	93 (A)	92 Northern Michigan			68 (H)
91	Washington State	76 (A)	79 Arizona			69 (H)
74	Hawaii	82 (A)	74** Athletes in Action			65 (H)
72	Hawaii	86 (A)	60 Colorado			72 (B)
70	Michigan State	74 (A)	74 Iowa State			66 (B)
84	Wyoming	64 (H)	78 Kansas			73 (B)
75	Oklahoma	65 (B)	70 Iowa State			72 (A)
48	Oklahoma State	46 (B)	64 Kansas State			71 (H)
66	Kansas State	62 (B)	60 Colorado			58 (H)
70	Iowa State	85 (A)	70 Oklahoma			00 (A)
62	Kansas State	78 (A)	58 Oklahoma State			81 (A)
75	Missouri	86 (H)	84 Kansas			73 (H)
110	Oklahoma	90 (H)	59 Colorado			76 (A)
87	Colorado	73 (H)	60 Missouri			48 (H)
63	Oklahoma State	62 (A)	87 Kansas			100 (A)
			62 Kansas State			69 (A)
			81 Wyoming			63 (H)
			61 San Diego State			63 (H)
			61 Wichita State			74 (H)
			53 Duquesne			75 (A)
			84 Southern Methodist			76 (H)
			90 Idaho			49 (HC)
			75 La Salle			60 (HC)
			77 Iowa			86 (A)
			80 San Jose State			63 (H)
			64 Missouri			76 (B)
			64 Oklahoma state			56 (B)
			84 Oklahoma			68 (B)
			73 Oklahoma State			59 (H)
			77 Oklahoma			70 (H)
			67 Colorado			55 (H)
			64 Oklahoma State			63 (A)
			55 Kansas			(OT) 57 (A)
			61 Kansas State			60 (H)
			70 Oklahoma			72 (A)
			76 Iowa State			71 (H)
			65 Missouri			80 (A)
			99 Kansas			78 (H)
			57 Colorado			67 (A)
			54 Missouri			61 (H)

Nebr.	Opponent	Nebr.	Opponent	Nebr.	Opponent
67 Iowa State	76 (A)	65 Colorado	42 (H)	82 Iowa State	66 (H)
76 Kansas State	(OT) 81 (A)	58 Iowa State	76 (A)	JOE CIPRIANO, COACH	
	JOE CIPRIANO, COACH		JOE CIPRIANO, COACH	- Roadrunner Invitational	
		* at Vanderbilt Invitational		Las Cruces, N.M.	

1972-73

(Won 9, Lost 17)

64 No. Texas St.	46 (H)
59 Wyoming	65 (A)
50* California	75
57* Air Force	53
72 Texas Christian	58 (H)
60** Kentucky	85
51* Colorado State	57
64 Iowa State	75 (B)
74 Kansas	72 (B)
73 Oklahoma State	75 (B)
63* Georgia State	54
62* North Carolina	79
55 Oklahoma State	68 (H)
74 Oklahoma	67 (H)
65 Missouri	78 (H)
60 Iowa State	81 (A)
55 Kansas State	82 (H)
59 Colorado	67 (H)
59 Kansas	46 (A)
59 Oklahoma	67 (A)
76 Oklahoma State	64 (A)
62 Kansas	59 (H)
76 Iowa State	82 (H)
70 Kansas State	97 (A)
63 Colorado	71 (A)
70 Missouri	86 (A)

JOE CIPRIANO, COACH

* Mountaineer Classic, Morgantown, W.Va.

** Kentucky Invitational

† Decatur, Ga.

‡ Greensboro, N.C.

1974-75

(Won 14, Lost 12)

87 South Dakota St.	72 (H)
67* Long Beach St.	55 (A)
62* Arizona State	83 (A)
69 North Texas St.	56 (A)
78 Wichita State	65 (H)
66 San Jose State	80 (H)
69** Southern Meth.	67 (A)
60** Indiana	97 (A)
81 Vanderbilt	66 (H)
75 Oklahoma	64 (BB)
62 Kansas	64 (BB)
63 Kansas State	80 (BB)
74 Kansas State	61 (H)
68 Oklahoma	61 (A)
85 Colorado	59 (H)
73 Oklahoma State	58 (H)
74 Missouri	88 (A)
44 Kansas	72 (A)
75 Iowa State	62 (H)
57 Oklahoma	(OT) 65 (H)
61 Colorado	62 (A)
64 Kansas State	65 (A)
80 Missouri	77 (H)
59 Oklahoma State	58 (A)
77 Kansas	(2OT) 79 (H)
69 Iowa St.	82 (A)

JOE CIPRIANO, COACH

* Sun Devil Classic

† Tempe, Ariz.

** Indiana Classic

1976-77

(Won 16, Lost 13)

57 Iowa	71 (H)
59 Washington	(OT) 58 (A)
66 Hawaii-Hilo	71 (A)
64 Hawaii	59 (A)
60 Hawaii	59 (A)
58 Minnesota*	66 (H)
63 Illinois	68 (A)
88 Northwest Mo. St.	53 (H)
71 Northwestern	68 (A)
64 Mankato St.	61 (H)
50 Colorado	55 (BB)
75 Iowa State	55 (BB)
66 Oklahoma	56 (BB)
49 South Carolina	54 (A)
52 Kansas State	57 (H)
69 Colorado	54 (H)
49 Iowa State	48 (A)
58 Oklahoma	65 (H)
63 Missouri	76 (A)
60 Kansas	57 (H)
66 Oklahoma State	54 (H)
73 Colorado	62 (A)
66 Iowa State	51 (H)
62 Kansas State	67 (A)
60 Missouri	58 (H)
62 Oklahoma	72 (A)
66 Kansas	74 (A)
60 Oklahoma State	62 (A)
58** Kansas	61 (A)

JOE CIPRIANO, COACH
*Minn. forfeit—NCAA ruling.

** Post Season Playoff

1975-76

(Won 19, Lost 8)

58 Illinois	60 (H)
79 Northwestern	68 (H)
65 Iowa	72 (A)
63 Washington	75 (H)
68 St. Mary's	57 (H)
85* Pacific	59 (A)
79* New Mexico St.	75 (A)
68 Vanderbilt	57 (A)
66 Kansas	69 (BB)
75 Oklahoma	54 (BB)
56 Okla. St.	49 (BB)
72 South Dakota	59 (H)
69 So. Carolina	68 (H)
65 Kansas State	59 (A)
68 Oklahoma	67 (H)
66 Colorado	64 (A)
52 Oklahoma St.	48 (A)
57 Missouri	62 (H)
57 Kansas	54 (H)
66 Iowa State	56 (A)
60 Oklahoma	65 (A)
80 Colorado	61 (H)
53 Kansas St.	65 (H)
84 Missouri	(OT) 95 (A)
60 Oklahoma St.	54 (H)
62 Kansas	58 (A)

1977-78

(Won 22, Lost 8)

70 Wyoming	62 (H)
77 Minnesota-Duluth	50 (H)
58* Vanderbilt	82
65* Middle Tennessee	76
78 Georgia State	(OT) 75 (H)
67 NE Missouri	54 (H)
76 MacMurray	50 (H)
73 Northern Iowa	55 (H)
47 Kansas State	68 (B)
69 Oklahoma State	62 (B)
66 Kansas	75 (B)
58 Wichita State	66 (A)
64 Kansas	79 (A)
63 Oklahoma	58 (H)
65 Kansas State	73 (H)
66 Oklahoma State	79 (A)
63 Oklahoma	85 (A)
91 Iowa St.	(3OT) 88 (H)
75 Missouri	58 (H)
64 Colorado	65 (A)
88 Missouri	47 (A)
71 Oklahoma State	63 (H)
46 Kansas	51 (H)
50 Kansas State	54 (A)
61 Mo. So. St.	54 (H)
65 Creighton	58 (H)
74 South Dakota	64 (H)
67 Nevada-Reno	50 (H)
69 Cal-Davis	64 (H)
80 Mississippi	70 (H)
63 Minnesota	49 (A)
73 Western Illinois	72 (H)
104 Montana State	60 (H)
70 Oklahoma State	58 (BB)
60 Kansas State	69 (BB)
75 Oklahoma	68 (BB)
77 Kansas State	63 (A)
64 Colorado	73 (A)
59 Iowa State	65 (H)
78 Oklahoma	64 (A)
56 Missouri	55 (H)
62 Kansas	58 (H)
63 Oklahoma State	57 (H)
86 Colorado	75 (H)
62 Iowa State	56 (A)
63 Kansas State	50 (H)
52 Missouri	74 (A)
68 Oklahoma	74 (H)

Nebr.	Opponent
70 Kansas	75 (A)
67 Oklahoma State	56 (A)
71*Oklahoma State	63 (H)
BB Postseason—Semis	
58 Missouri	61 (A)
NIT—First Round	
67 Utah State	66 (H)
NIT—Quarter-finals	
48 Texas	67 (A)
JOE CIPRIANO, COACH	
*Postseason Playoff—First Round.	

1978-79

(Won 14, Lost 13)

64 Ala.—Birmingham	55 (A)
70 Arkansas Tech	59 (H)
58 Minnesota	48 (H)
47 Purdue	58 (H)
61 Creighton	78 (A)
91 Cal.—Sacramento	56 (H)
67 Mississippi (Biloxi)	70 (A)
75 Cal-Santa Barbara*	55 (A)
63 Nevada—Las Vegas*	79 (A)

Nebr.	Opponent
58 Missouri	56 (A)
(BB-OT)	
61 Colorado	74 (A)
(BB)	
69 Oklahoma	53 (A)
(BB)	
72 Iowa State	68 (A)
61 Colorado	64 (A)
55 Kansas State	53 (H)
60 Missouri	76 (A)
74 Oklahoma	56 (H)
66 Kansas (OT)	64 (H)
57 Oklahoma State	66 (A)
79 Colorado	52 (H)
46 Kansas State	58 (A)
46 Iowa State	48 (H)
58 Oklahoma	79 (A)
76 Missouri	64 (H)
59 Kansas	66 (A)
76 Oklahoma State	67 (H)
60 Kansas State	61 (A)
(2OT)*	
JOE CIPRIANO, COACH	
*Rebel Roundup	
**Big 8 Postseason	



KEY PUBLICITY OUTLETS

NEWSPAPERS

	Telephone
	(Area Code 402 Except Where Noted)
*#Don Summerside, World-Herald, 14th & Dodge, Omaha 68102	444-1000
#Wally Provost, World-Herald, 14th & Dodge, Omaha 68102	444-1000
#Don Lee, World-Herald, 14th & Dodge, Omaha 68102	444-1000
#Tom Ash, World-Herald, Lincoln Bureau, P.O. Box 80866, Lincoln 68501	432-3132
#Larry Porter, World-Herald, Lincoln Bureau, P.O. Box 80866, Lincoln 68501	432-3132
*#Virgil Parker, Journal & Star, 926 P St., Lincoln 68508	473-7431
*#Randy York, Journal & Star, 926 P St., Lincoln 68508	473-7431
#Mike Babcock, Journal & Star, 926 P St., Lincoln 68508	473-7431
Edward Howard, Associated Press, 926 P St., Lincoln 68508	432-2525
Earl Flowers, UPI, 926 P St., Lincoln 68508	432-0381
Charles Wieser, UPI, 926 P St., Lincoln 68508	432-0381
*#Sports Editor, Daily Nebraskan, U. of Nebraska, Lincoln 68508	472-2589
*#Gene Raffensberger, Register, 715 Locust, Des Moines, Iowa 50304	515-284-8000
*#Jerry Bote, Times-Herald, 114 E. 4th Alliance	308-762-3060
*#Al Riddington, Sun, 7th & Ella, Beatrice 68310	223-5233
*#Sports Editor, Daily Telegram, 1254 27th Ave., Columbus 68601	564-2741
*#Del Sutherland, Journal, 1810 Harlan, Falls City 68355	245-2431
*#Sports Editor, Tribune, P.O. Box 9, Fremont 68205	721-5000
*#Pete Lethely, Independent, 1st & Cedar, Grand Island 68801	308-382-1000
*#Jim Misunas, Tribune, 908 W. 2nd, Hastings 68901	462-2131
*#Phil Strand, Citizen, 307 East Ave., Holdrege 68949	308-995-4441
*#Terry Kane, Hub, 13 E. 22nd, Kearney 68847	308-237-2152
*#Paul Mowry, Gazette, W. 1st & E. McCook 69001	308-345-4500
*#Jerry Wilson, News-Press, 123 S. 8th, Nebraska City 68410	873-3334
*#Denny Fuehrer, News, 525 Norfolk Ave., Norfolk 68701	371-1020
*#John Martinez, Telegraph, 315 E. 5th, North Platte 69101	308-532-6000
*#Reed Eckhardt, Star-Herald, 1405 Broadway, Scottsbluff 68467	308-632-0670
*#Larry Thomas, News-Times, P.O. Box 512, York 68467	362-4478
Sports Editor, Omaha Star, 2216 N. 24th, Omaha 68111	346-4041
Everyone Magazine, 2514 N. 24th, Omaha 68111	455-4882

TELEVISION

	Channel	Telephone
Mark Ahmann, KOLN-TV, 40th & W, Lincoln 68503	10	467-4321
Doug Parrott, KETV-Lincoln Bureau, 864 NBC Center, Lincoln 68508	7	432-7777
Dale Hansen, KMTV, 2615 Farnam, Omaha 68131	3	592-3333
Wayne Dzubak, KETV, 27th & Douglas, Omaha 68131	7	345-7777
John Knicely, WOWT, 3501 Farnam, Omaha 68131	6	346-6666
John Schrader, KHAS-TV, Hastings 68901	5	463-1321
Steve Anderson, KHGI-TV, Kearney 68847	13	308-234-5513
Merlyn Klaus, KDUH-TV, Hay Springs 69347	4	308-638-2741
Larry Frost, KNOP-TV, North Platte 69101	2	308-532-2222
Bill Brennan, KSTF-TV, Scottsbluff 69361	10	308-632-6107
KUON-TV, 1800 N. 33rd, Lincoln 68503	12	472-3611

RADIO

	Telephone
Tim Moreland, KFOR, 825 Stuart Bldg., Lincoln 68508	475-6606
Glenn Potter, KFOR, 825 Stuart Bldg., Lincoln 68508	475-6606
Don Gill, KLIN, 4348 O St., 68510	475-4567
Kent Pavelka, KFAB, 5010 Underwood, Omaha 68132	556-8000
Chuck Stevens, KLMS, 847 S. 48th, Lincoln	489-3855
Sports Director, WOW, 11128 John Galt Blvd., Omaha 68132	592-3500
Sports Director, KRNU, U. of Nebraska, Lincoln 68507	472-3054


*Sports editor; #writes column.

Big 8 Area Outlets

Ames, Iowa Tribune
 Des Moines Register and Tribune
 Kansas City Star-Times
 Daily Oklahoman, Oklahoma City
 Oklahoma Journal, Midwest City
 Tulsa Tribune
 Tulsa World
 Manhattan Mercury, Manhattan, Kansas
 Capital-Journal, Topeka, Kansas

Wichita Eagle
 Journal-World, Lawrence, Kansas
 St. Louis Globe-Democrat
 St. Louis Post-Dispatch
 Tribune, Columbia, Missouri
 Missourian, Columbia, Missouri
 Denver Post
 Rocky Mountain News, Denver
 Boulder Camera
 Stillwater News-Press
 Norman Transcript

Bill Hancock, Big 8 News Director, River Hills/Mark I, 600 E. 8th St., Kansas City, Missouri



**BOB DEVANEY SPORTS CENTER ARENA
(15,000)**



Pictured with NU Head Coach Joe Cipriano are the Huskers returning lettermen, they are: Front row, left to right, Jack Moore and Mike Naderer, along with back row, left to right, Mark McVicker, Jerry Shoecraft, Bill Cunningham, Ray Collins and Andre Smith.