

NEBRASKA BASKETBALL

**MEDIA
GUIDE
\$2.00**



BY PHILIP

1978-79

NEBRASKA BASKETBALL SCHEDULE

1978-79

DAY	DATE	OPPONENT	SITE	TIPOFF
FRI.	NOV. 24	at Alabama-Birmingham	Birmingham	8:00 p.m. (CST)
SAT.	NOV. 25	ARKANSAS TECH	LINCOLN	7:35 p.m. (CST)
TUE.	NOV. 28	MINNESOTA	LINCOLN	7:35 p.m. (CST)
SAT.	DEC. 2	PURDUE	LINCOLN	7:35 p.m. (CST)
SAT.	DEC. 9	at Creighton	Omaha	7:35 p.m. (CST)
WED.	DEC. 13	CALIFORNIA STATE-SACRAMENTO	LINCOLN	7:35 p.m. (CST)
SAT.	DEC. 16	at Mississippi	Biloxi	8:00 p.m. (CST)
FRI.-	DEC. 22-	at Nevada—Las Vegas Tournament	Las Vegas	7:00 p.m. (PST)
SAT.	23	Dec. 22—Nebraska vs. California-Santa Barbara		9:00 p.m. (PST)
		Middle Tennessee St. vs. Nevada-Las Vegas		
		Dec. 23—Third Place— (7:00 p.m. PST)		
		Final— (9:00 p.m. PST)		
WED.-	DEC. 27-	at Big 8 Preseason Tournament	Kansas City	7:05 p.m. (CST)
SAT.	30	Dec. 27—Oklahoma State vs. Colorado—		9:05 p.m. (CST)
		Kansas vs. Iowa State—		
		Dec. 28—Kansas State vs. Oklahoma—		
		Missouri vs. Nebraska (9:05 p.m. CST)		
		Dec. 29—Semis	Dec. 30—Final	
SAT.	JAN. 6	at Iowa State (TV)	Ames	12:40 p.m. (CST)
SAT.	JAN. 13	at Colorado	Boulder	7:35 p.m. (MST)
WED.	JAN. 17	KANSAS STATE	LINCOLN	7:35 p.m. (CST)
SAT.	JAN. 20	at Missouri	Columbia	7:35 p.m. (CST)
WED.	JAN. 24	OKLAHOMA	LINCOLN	7:35 p.m. (CST)
SAT.	JAN. 27	KANSAS (TV)	LINCOLN	12:40 p.m. (CST)
WED.	JAN. 31	at Oklahoma State	Stillwater	7:35 p.m. (CST)
SAT.	FEB. 3	COLORADO	LINCOLN	7:35 p.m. (CST)
WED.	FEB. 7	at Kansas State	Manhattan	7:35 p.m. (CST)
SAT.	FEB. 10	IOWA STATE	LINCOLN	7:35 p.m. (CST)
WED.	FEB. 14	at Oklahoma	Norman	7:35 p.m. (CST)
SAT.	FEB. 17	MISSOURI	LINCOLN	7:35 p.m. (CST)
WED.	FEB. 21	at Kansas	Lawrence	7:35 p.m. (CST)
SAT.	FEB. 24	OKLAHOMA STATE	LINCOLN	7:35 p.m. (CST)
WED.	FEB. 27	Big 8 Postseason Tournament—First Round Campus Sites		
FRI.	MAR. 2	at Big 8 Postseason Tournament—Semis	Kansas City	
SAT.	MAR. 3	at Big 8 Postseason Tournament—Final	Kansas City	

(HOME GAMES IN RED)

INDEX

Big 8	
All American	174
Composite Schedules	84-86
Conference Champs	172-173
1977-78 Results	77-78
1977-78 Stats	147-151
1978-79 TV Series	87
Opponents	69-76
Preseason Tournament	66-68
Records	176-178
Scoring Leaders	175
Series History	88-95
Staff	124
Media	
Information	3-4
Outlets	200
Staff Phone Numbers	5
NCAA	
Champions	170-171
1978-79 Bracket	80-81
Nebraska	
Administration	105-109
Athletic Administration	115-121
Staff Phone Numbers	5
Basketball	
All Americans—All Conference	166
All Time Coaches Won-Loss Record	
Jerry Bush	181
Cage History	184-194
Graduates	167-170
Meet the Huskers	13-34
1977-78 In Review	125-146
Outlook	7-10
Records	153-165
Rosters	15-16
Staff	43-48
Total Won-Loss Record vs. Opponents	182-183
Travel Plans	82-83
Facts About University	110-113
Head Coach Joe Cipriano	
Previews 1978-79	11-12
Record Against All Opponents	39
Year by Year Record	38
Sports Complex Personnel	122-123
Non Conference	
Opponents	51-63
1977-78 Results	64-66
Series History	95-96

The cover of the 1978-79 Nebraska Basketball Media Guide was designed by artist Win Mumma. The same sketch was used on the '78-'79 Husker schedule card and poster.

The 1978-79 Nebraska Basketball Media Guide was compiled and edited by Bill Bennett, NU assistant sports information director and Steve Pederson, NU sports information student assistant.

UNIVERSITY ADMINISTRATION

Board of Regents

Robert L. Raun, Minden
Edward Schwartzkopf, Lincoln
Robert R. Koefoot, M.D., Grand Island
Robert J. Prokop, M.D., Ph.D., Wilber
Kermit Wagner, Schuyler
James Moylan, Omaha

President

Dr. Ronald W. Roskens

Kermit Hansen, Omaha
Robert G. Simmons, Jr., Scottsbluff
Kenneth H. Marienau, NU-Lincoln
Rodney D. Anderson, NU Medical
Center
Paul M. Hoffmann, UNO

Chancellor, University of Nebraska

Dr. Roy A. Young

CORNHUSKER ATHLETIC STAFF

BIG 8 FACULTY REPRESENTATIVE

Dr. Keith BromanHarvard Graduate School of Business, '45

ADMINISTRATIVE STAFF

Athletic DirectorBob Devaney, Alma College, '39
Asst. Athletic Director and Sports Information DirectorDon Bryant,
Nebraska, '52
Asst. Sports Information DirectorBill Bennett, Nebraska, '44
Business ManagerWilliam Fisher, Illinois, '39
Ticket ManagerHelen Ruth Wagner, Nebraska
Ath. Dept. Academics CounselorUrsula Walsh, Rosary College, '58
Ath. Dept. Recruiting CoordinatorRick Duval, Worcester Tech, '61
Ath. Dept. Strength CoachBoyd Epley, Nebraska, '70

BASKETBALL STAFF

Head CoachJoe Cipriano, Washington, '53
Assistant CoachMoe Iba, Oklahoma State, '62
Acting Assistant CoachTom Baack, Nebraska, '68
Graduate AssistantRon Stewart, Indiana, '71
Student TrainerDan Edwards
Student ManagerLarry Brown
Equipment ManagerMel Worster
SecretaryNancy Williams

SPORTS COMPLEX STAFF

NU Sports Complex Manager and Asst. Athletic Director
Jim Ross, Eastern Michigan, '39
Administrative AssistantPaul Schneider, Nebraska, '52
Administrative AssistantOrval Borgialli, Chadron State, '59
Building SuperintendentJerry Lott, Nebraska, '58
Staff AssistantShirley Svoboda

MEDICAL STAFF

Athletic MedicineDr. Samuel Fuenning, Nebraska, '45
Team PhysicianDr. Pat Clare, Nebraska, '62
Team PhysicianDr. Chuck Newman, Nebraska, '66
Team Physician ConsultantDr. Paul Goetowski, Creighton, '44
Head Trainer and Physical TherapistGeorge Sullivan, RPT, Nebraska, '51
Asst. Trainer and Physical TherapistJerry Weber, RPT, Nebraska, '74
Physical Therapist-TrainerRoland E. 'Duke' LaRue, RPT, Buena Vista, '50

MEDIA INFORMATION

WORKING CREDENTIALS

Direct all requests for media credentials to: Nebraska Sports Information Office, University of Nebraska, Lincoln, 68588. Don Bryant, Director; Bill Bennett, Assistant; Susan Landen, Secretary. Office Phone: 402-472-2263. Bryant's Home Phone: 402-423-6563. Bennett's Home Phone: 402-423-1415.

WILL CALL

Due to mail service, media passes will not be mailed out in some instances. They may be picked up at the Will Call Window, located under the South Ramp, inside the Sports Complex.

RADIO SPACE

Radio requests and information should be made to the attention of the NU Sports Information Office. If spotters are needed please contact the NU Sports Information Office at least three days in advance.

PHOTOGRAPHERS

Photography requests and information should be made to the attention of the NU Sports Information Office. Photographers working the sidelines of the NU Sports Complex Arena must have an armband. Armbands can be secured from the NU Sports Information Office. Daylight film is recommended for both still and motion pictures in the NU Sports Complex Arena.

COACHES SCOUTING PASSES

Press box requests made by head coaches for scouting purposes should be made to the attention of the NU Sports Information Office and conform to Big 8 Conference regulations.

GAME SERVICES


Pregame notes (including statistics), programs, running scoring summary, complete game statistics (flash, halftime, shot charts, flash final and final) and quotes are provided. A press room is located in the southeast corridor on the floor level of the basketball arena. Starting one-and-one-half hours before tipoff, sandwiches, cookies and refreshments (refreshments are served in the press box at halftime) will be served. Also in the press box are phones and telecopiers. the cost of the telecopier service is \$35 (\$25 to the University, \$10 to the operator). Writers wishing to install phones in the press box for a telecopier or video display terminal (VDT) may do so through the Lincoln Telephone and Telegraph Company (402-477-0869) Joan Knapp.

JOE CIPRIANO INTERVIEW TIME

The best time to reach NU head basketball coach Joe Cipriano for an interview is weekdays from 11:30 a.m. till noon CST. The NU basketball office phone number is 402-472-2265.

NEBRASKA PLAYER INTERVIEWS

All media requests for interviews of Nebraska basketball players should be directed to NU Assistant Sports Information Director Bill Bennett. (Office: 402-472-2263; Home: 402-423-1415).



NEBRASKA SPORTS COMPLEX ARENA

The press section is located above the C 12 vomitory, which is on the south side. The television camera hut is located directly above the press section, in the C 12 housing.

MEDIA FOLLOWS HUSKER BASKETBALL AT HOME AND AWAY

Three radio stations, the Omaha World-Herald and the Lincoln Journal and Star will again follow Nebraska basketball at home and away during the 1978-79 campaign.

The radio stations are KFAB (Omaha)—Kent Pavelka, KFOR (Lincoln)—Tim Moreland and Glenn Potter, and KLIN (Lincoln)—Don Gill.

Staffing for the Omaha World-Herald will be Don Lee, Tom Ash and Larry Porter, while the Journal and Star will have Virgil Parker, Randy York and Mike Babcock.

**NEBRASKA ATHLETIC DEPARTMENT
STAFF PHONE NUMBERS
AREA CODE 402**

NU Basketball Staff

Head Coach Joe Cipriano	472-2265
Assistant Coach Moe Iba	472-2265
Acting Assistant Coach Tom Baack	472-2265
Graduate Assistant Ron Stewart	472-2265
Student Trainer Dan Edwards	472-2276
Student Manager Larry Brown	472-2265
Equipment Manager Mel Worster	472-1416
Basketball Secretary Nancy Williams	472-2265

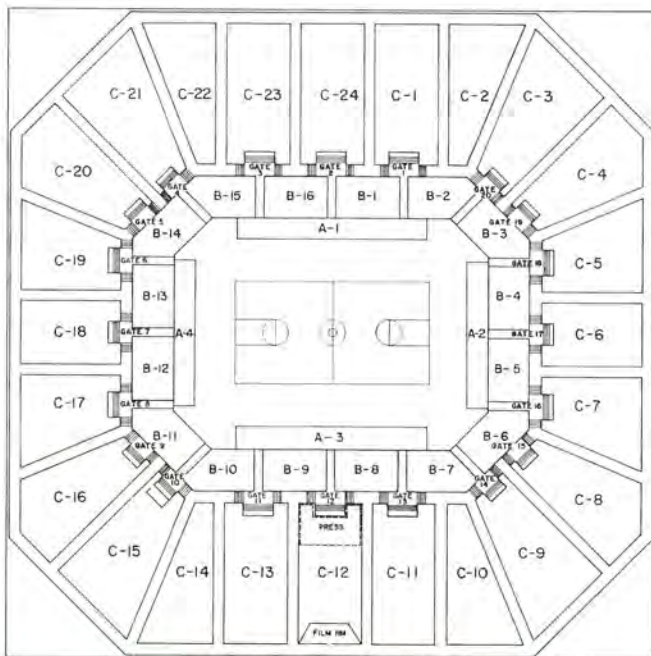
NU Sports Complex Staff

Asst. AD and NU Sports Complex Manager	
Jim Ross	472-1132
Administrative Assistant Paul Schneider	472-1132
Administrative Assistant Orval Borgialli	472-1132
Building Superintendent Jerry Lott	472-1132
Staff Assistant Shirley Svoboda	472-1132

NU Athletic Department Staff

Athletic Director Bob Devaney	472-3011
Asst. AD and Sports Information Director	
Don Bryant	472-2263
Asst. Sports Information Director Bill Bennett	472-2263
Business Manager Bill Fisher	472-2273
Ticket Manager Helen Ruth Wagner	472-3111
Head Trainer and Physical Therapist	
George Sullivan	472-2276
Asst. Trainer and Physical Therapist Jerry Weber	472-2276
Ath. Dept. Academics Counselor Ursula Walsh	472-2042
Ath. Dept. Strength Coach Boyd Epley	472-3116





NU SPORTS COMPLEX ARENA LAYOUT (15,000)

Located on the State Fairgrounds, the structure, originally a \$12 million project, but increased to \$13 million by interest on bonds, houses facilities for basketball, indoor track, swimming, wrestling and gymnastics, as well as State Fair functions and a host of other activities.

The basketball arena is above and the athletic offices are located under the south stands along with basketball locker areas. Dressing areas for track, wrestling, swimming and gymnastics as well as a practice area for wrestling are situated under the west stands at the left end of the arena.

NEBRASKA ENTERS 1978-79 CAMPAIGN WITH HIGH EXPECTATIONS

By **BILL BENNETT**

Assistant Sports Information Director

Will the 1978-79 collegiate basketball campaign be the best ever in the history of Nebraska basketball?

Joe Cipriano's 16th Husker edition certainly seems to have eight good reasons to answer that question positively. From last year's squad, Nebraska returns eight lettermen, including three full-time and two part-time starters, while losing only one front liner. And all the 1977-78 Nebraska basketball team did was:

—Wind up with a 22-8 overall record, tying the Husker mark for most wins in a season.

—Finished in a second place tie in the Big 8 with Iowa State, as both schools had 9-5 league marks. That was the highest Cornhusker placement in the conference since 1966.

—Participated in the school's first postseason tournament since 1967, as the Huskers advanced to the second round of the National Invitational Tournament before losing to the eventual champion Texas in a game at Austin.

—Win for Cipriano the UPI 1978 Big 8 Coach of the Year award, the second time in his conference career that 'Cip' has earned that prestigious honor.

Leading the way to help answer the opening question are the 'Hammond Hustlers', seniors, guard Brian Banks (6-0) and center Carl McPipe (6-8), both from Hammond, Ind. 'BB' and 'Pipe' are looking at their third straight year of starting for Nebraska.

Banks last year did everything for the Huskers. He directed the offense, got in his scoring licks and also defended the opposing team's best guard. And 'everything' he did well as Banks earned UPI first team All Big 8 honors last season, averaging 14.0-points, 3.2-assists and 1.2-steals a game.

"Banks is probably the most complete player we've had at Nebraska in a long time," said Cipriano, dean of the Big 8 coaches. "This year we hope to be able to involve Brian more directly with the offense and let somebody else play the point. This should give Brian more scoring opportunities."

While Banks was scoring from the outside, McPipe underneath was getting more than his share of both points and rebounds. For the second consecutive year, he led the team in scoring (15.3) and rebounding (7.9). McPipe's accomplishments earned him a first team berth on the U.S. Basketball Writers Association All District Five team and was also chosen by the Citizens Savings Athletic Foundation as one of its 12 1978 All American centers.

"When Carl gets things rolling, he ranks as one of the best centers in the country," Cipriano said. "Because of his quickness and jumping ability, he can do some things inside that other big men can't. His quickness and deception underneath are what enable Carl to compete on an even level with some of the really good centers in the country."

Nebraska's third starter is graduate student, forward Curt Hedberg (6-8). Entering his second year of starting, Hedberg averaged 6.8-points and 4.1-rebounds a game in 1977-78. A fine student, Hedberg was redshirted in 1975-76 which enables him to earn his architectural degree this summer and enter graduate school. He was a first team Academic All Big 8 choice last year.

Guards, senior Bob Moore (6-3) and sophomore Mike Naderer (6-0), are the Huskers returning part-time starters. Naderer was first team the first half of last season, but was hit by the flu bug in the middle of the season and it took the Scottsdale, Ariz. native almost a full month to recover. Moore then took over the starting reigns and finished the season with a 7.0-scoring average, while Naderer ended at 4.9-points a game.

Replacing departed two-year starting forward Terry Novak is an issue Nebraska must settle early in this winter. Looking the best to step in are sophomore letterman Andre Smith (6-7) and freshman hardship Eric Eckelman (6-5).

Smith was Nebraska's 'Super Sub' in 1977-78, coming off the bench numerous times to lead the Cornhuskers to victory. As an alternate center last season, Smith was the team's third best scorer (9.3) and second leading rebounder (4.8). He was named the Big 8 Player of the Week (Jan. 7, 1978) for his substitute effort of 18 points and six rebounds as he led Nebraska to a come-from-behind 77-63 win at Kansas State.

Eckelman received a hardship case in 1977-78 for an injured foot. According to Cipriano, Eckelman, a 1977 Indiana All Stater, is the 'he' in the old adage, "he can really shoot the eyes out of the basket."

Other Husker returning lettermen are junior forward Mark McVicker (6-6), who has picked up two years of valuable playing

experience as a reserve, and sophomore guard Gerard Myrthil (6-2), the team's fastest player.

Nebraska's recruits, six in all, will also have something to say about the Huskers game plan in 1978-79. Oldest of the bunch is sophomore guard-forward Byron Williams (6-5), who last year averaged 21.3-points at Wenatchee Valley, Wash. Junior College.

Leading the freshmen pack are guard Jack Moore (5-9) and forward Jerry Shoecraft (6-6), both from Muncie, Ind. Central High School. Last March, Moore and Shoecraft led Muncie Central to the Indiana State Basketball Championship. Moore, who was the tournament's Most Valuable Player and also awarded the state's Most Valuable Athlete award, averaged 21.7 points, while Shoecraft was the team's leading rebounder (9.2) and second best scorer. (17.0).

Guard Ray Collins (6-3) is the Huskers fourth newcomer. Collins, from Mendel High School in Chicago, led the Windy City's tough Catholic prep league in scoring last season with a 22.0-average.

The Cornhuskers recruited big men are forwards, Bill Cunningham (6-5) and Sammy Curran (6-7). Cunningham averaged 22.1 points last season at Snider High School and was the Ft. Wayne, Ind. Player of the Year. Curran averaged 24.0 points in 1978 at Liberal, Kan. High School and played in the Kansas Prep All Star game.

From a team view point, Nebraska was again a strong defensive squad in 1977-78, ranking eighth nationally in team defense, allowing its opponents only 62.9-points a game. But the offense also picked up for the Huskers last season, averaging almost 68 points a game, compared to the 1976-77 mark of 62 points a contest.

"Our speed and quickness had a lot to do with our improved offense last year," Cipriano said. "Teams last season had a lot of trouble covering us man to man. I think this year with our experience and our talented recruits, our offense could be even better."

Cipriano agrees that the Huskers nonconference schedule for this season is one of his toughest ever. Four of Nebraska's first five games are: at Alabama-Birmingham, Gene Bartow's opener at UA-B; hosting Big 10 schools Minnesota and Purdue, along with playing at Creighton.

"This year's team won't have the luxuries that last year's squad had," Cip said. "Last year's team had a good early home schedule, improved with every game and got some real momentum going into the always tough Big 8 campaign. But this year, we've got to play better earlier in the season against good teams."

Will Nebraska's 1978-79 basketball team be the best ever in Husker history? Cipriano isn't making any predictions. He'll let it be decided by the final shot in the final game, whenever and wherever it may be, that ends the 1978-79 basketball campaign.



JOE CIPRIANO PREVIEWS 1978-79

Guards: "Our guard positions should be the strongest areas of our team with regards to talent and depth. We will be led by senior, three-year starter Brian Banks, who last year did everything for us. Brian had to direct the offense, score and also defend the opposing team's best guard. Brian is truly a fine player. Returning at the other guard spot are part-time starters, senior Bob Moore and sophomore Mike Naderer. Both these players do different things well and we want to use their varied talents to good use again this year. Also providing depth at either guard spot is sophomore letterman Gerard Myrthil, who is the quickest individual on our team. Our new recruits will certainly have something to say about our guard play this year. Freshman Jack Moore is fast, possesses a fine shot and plays good defense. He's probably the most honored prep player we've had around here in a long time and we know he can play up to his unlimited potential. Ray Collins, another freshman, was the leading scorer last year in Chicago's tough Catholic League and sophomore Byron Williams averaged 21.3 points in junior college last season. Because of our returning quality guards and the expected play of our talented recruits, the guard positions could be the best we've ever had at Nebraska."


Forwards: "Our first priority is to replace two-year graduated starter Terry Novak. Battling for his position will be sophomore letterman Andre Smith and freshman Eric Eckelman. Smith, who had such a great year last season as Carl McPipe's backup center, could be just as adept at forward. Eckelman, who is a fine shooter, received a hardship case last year for an injured foot. At the other forward spot is returning starter Curt Hedberg. At 6-8, Curt is a smart player who gives us good board strength and his shot from the corner can break up the zone defense. Providing depth at the two forward spots will be junior Mark McVicker. Our recruits will be a big asset at the forward spots, as freshman Jerry Shoecraft, Bill Cunningham and Sammy Curran were all fine high school performers. With the steady performance of Hedberg, combined with the emergence of Smith, Eckelman or McVicker and the potential of our recruits, the forward positions in time should be solid."

Center: "Carl McPipe will be entering his third year of starting for us at the post and this year should be his best ever. He was our leading scorer and rebounder last season and when Carl puts it all together, he is one of the most complete post men in the country. His fine speed and jumping ability enable him to handle the taller

centers. We expect a great year from Carl this season. And as I said earlier, Smith is right behind McPipe. Andre came in quite a bit last year when Carl was in foul trouble and bailed us out. Smith is without a doubt one of the best backup centers in the country. I rate our post position as talented and with depth."

Overall: "We're entering the current season with the highest expectations we've ever had at Nebraska. With Banks and McPipe as the leaders, along with the proven play of Hedberg, Moore Naderer and Smith and with our fine recruits, I think this could be the greatest year Nebraska has ever had in basketball. However, I did say could, because it must be remembered that this year's team won't have some of the luxuries that last year's squad had. Last year, we had a good early home schedule, improved steadily with every game and had some real momentum going into the Big 8. This year, we have one of the toughest nonconference schedules we've ever had and with regards to the Big 8, when this thing is over, our league is liable to have two or three teams rated in the National Top 20. Also, I remember that everytime we got nationally ranked last year, we got beat. So for this team to reach its potential, it must jell quicker than last year's squad and it must also positively react to pressure."

The Big 8: "Kansas must again be the favorite, looking at their returning starters Paul Mokeski and Darrell Valentine and their fine recruits. Not far behind is Iowa State and Oklahoma. Iowa State tied us for second last year and they have four starters back, while Oklahoma has all five first teamers returning. Colorado has had several fine recruiting years and this could be the season for them to come on. Missouri lost starters Stan Ray and Clay Johnson and could be in a rebuilding situation. Also in a possible rebuilding situation are Kansas State, who lost Mike Evans and Curtis Redding, and Oklahoma State, as Jim Killingsworth enters his second year at OSU."



MEET THE HUSKERS

1978-79 AT A GLANCE

COACHING STAFF

Head Coach Joe Cipriano (Washington, '53)—Beginning his 16th season at Nebraska. Dean of Big coaches, his record at NU is 222-170 (.566). His major college career mark after 18 years of coaching, he was the head mentor at Idaho from 1960-63, is 265-205 (.564). His 22-year coaching record at all levels is 341-239 (.588).

Assistant Coach Moe Iba (Oklahoma State, '62)—Iba will be starting his ninth year at Nebraska. The Huskers defensive specialist is the son of famed former Oklahoma State basketball coach Henry P. Iba.

Acting Assistant Coach Tom Baack (Nebraska, '68)—In his second year on the NU coaching staff, his first as the acting assistant coach. Baack was a standout 6-5 forward for the Huskers in 1965-68. A three-year starter, Baack is Nebraska's second leading all time scorer, with 1,293 points.

Graduate Assistant Ron Stewart (Indiana, '71)—Begins his first year on the Husker staff. For the last two years, he has been the head coach at Indianapolis' Cathedral High School, with an overall mark of 30-13.

RETURNING LETTERMEN—8

Name	Letters	Pos.	Ht.	Wt.	Class	Hometown	Scoring	
							Avg.	RB Avg.
BRIAN BANKS	3	G	6-0	160	Sr.	Hammond, Ind.	14.0	2.8
CURT HEDBERG	3	F	6-8	197	Sr.	Lincoln, Neb.	6.8	4.1
CARL McPIPE	3	C	6-8	225	Sr.	Hammond, Ind.	15.3	7.9
Mark McVicker	2	F	6-6	200	Jr.	Hastings, Neb.	1.7	1.0
BOB MOORE	1	G	6-3	185	Sr.	Pittsburgh, Pa.	7.0	2.0
Gerard Myrthil	1	G	6-2	165	So.	New York City, NY	3.3	1.2
MIKE NADERER	1	G	6-0	150	So.	Scottsdale, Ariz.	4.9	0.9
Andre Smith	1	C-F	6-7	199	So.	Chicago, Ill.	9.3	4.8

(STARTERS CAPITALIZED)

RECRUITS—7

Name	Pos.	Ht.	Wt.	Class	Hometown
Ray Collins	G	6-3	185	Fr.	Chicago, Ill.
Bill Cunningham	F	6-5	200	Fr.	Ft. Wayne, Ind.
Sammy Curran	F	6-7	185	Fr.	Liberal, Kan.
Eric Eckelman*	F	6-5	200	Fr.	Muncie, Ind.
Jack Moore	G	5-9	165	Fr.	Muncie, Ind.
Jerry Shoecraft	F	6-6	190	Fr.	Muncie, Ind.
Byron Williams	G-F	6-5	195	So.	Berkeley, Calif.

*1977-78 Hardship

LETTERMEN LOST—3

Name	Pos.	Ht.	Wt.	Hometown	Scoring	
					Avg.	RB Avg.
Srebrenko Despot	F	6-7	190	Zagreb, Yugo.	1.9	1.1
TERRY NOVAK	F	6-4	200	Lincoln, Neb.	8.7	3.9
John Ploetz	C	6-8	220	Shorewood, Wis.	1.6	2.2

(STARTER CAPITALIZED)

1978-79 UNIVERSITY OF NEBRASKA ALPHABETICAL BASKETBALL ROSTER

No.	Name	Pos.	Ht.	Wt.	Birthdate	Class	Hometown (High School)
22	***Banks, Brian	G	6-0	160	2-12-57	Sr.	Hammond, Ind. (Hammond)
12	Collins, Ray	G	6-3	185	3-27-60	Fr.	Chicago, Ill. (Mendel Catholic)
44	Cunningham, Bill	F	6-5	200	8-25-59	Fr.	Ft. Wayne, Ind. (Snider)
32	Curran, Sammy	F	6-7	185	7-19-59	Fr.	Liberal, Kan. (Liberal)
42	Eckelman, Eric (1)	F	6-5	200	1-14-59	Fr.	Muncie, Ind.
50	***Hedberg, Curt	F	6-8	197	12- 1-55	Grad.	Lincoln, Neb. (Northside)
54	***McPipe, Carl	C	6-8	225	1- 6-57	Sr.	Hammond, Ind. (East)
34	**McVicker, Mark	F	6-6	200	11-28-57	Jr.	Hastings, Neb. (Tech)
30	*Moore, Bob (2)	G	6-3	185	11- 1-56	Sr.	Pittsburgh, Pa. (Hastings)
14	Moore, Jack	G	5-9	165	12-26-59	Fr.	Muncie, Ind. (Westinghouse)
24	*Myrthil, Gerard	G	6-2	165	7- 2-58	So.	New York City, N.Y. (Central)
10	*Naderer, Mike	G	6-0	150	3-26-59	So.	Laurinburg, N.C. Institute (Arcadia)
13	Shoecraft, Jerry	F	6-6	190	10-31-59	Fr.	Muncie, Ind. (Central)
40	*Smith, Andre	C-F	6-7	199	7-24-58	So.	Chicago, Ill. (John F. Kennedy)
20	Williams, Byron (3)	C-F	6-5	195	9-22-59	So.	Berkeley, Calif. (Albany)

*Letters earned

Head Coach: Joe Cipriano

Assistant Coaches: Moe Iba, Tom Baack

Graduate Assistant: Ron Stewart

(1)—1977-78 Hardship (foot injury)

(2)—Transferred from NE Okla. A&M, Miami, Okla, 1977

(3)—Transfer from Wenatchee Valley., Wash. JC, 1978

1978-79 UNIVERSITY OF NEBRASKA NUMERICAL BASKETBALL ROSTER

No.	Name	Pos.	Ht.	Wt.	Birthdate	Class	Hometown (High School)
10	*Mike Naderer	G	6-0	150	3-26-59	So.	Scottsdale, Ariz. (Arcadia)
12	Ray Collins	G	6-3	185	3-27-60	Fr.	Chicago, Ill. (Mendel Catholic)
13	Jerry Shoecraft	F	6-6	190	10-31-59	Fr.	Muncie, Ind. (Central)
14	Jack Moore	G	5-9	165	12-26-59	Fr.	Muncie, Ind. (Central)
20	Byron Williams (1)	G-F	6-5	195	9-22-59	So.	Berkeley, Calif. (Albany)
22	***Brian Banks	G	6-0	160	2-12-57	Sr.	Hammond, Ind. (Hammond)
24	*Gerard Myrthil	G	6-2	165	7- 2-58	So.	New York City, N.Y. (Laurinburg, N.C. Institute)
30	*Bob Moore (2)	G	6-3	185	11- 1-56	Sr.	Pittsburgh, Pa. (Westinghouse)
32	Sammy Curran	F	6-7	185	7-19-59	Fr.	Liberal, Kan. (Liberal)
34	**Mark McVicker	F	6-6	200	11-28-57	Jr.	Hastings, Neb. (Hastings)
40	*Andre Smith	C-F	6-7	199	7-24-58	So.	Chicago, Ill. (John F. Kennedy)
42	Eric Eckelman (3)	F	6-5	200	1-14-59	Fr.	Muncie, Ind. (Northside)
44	Bill Cunningham	F	6-5	200	8-25-59	Fr.	Ft. Wayne, Ind. (Snider)
50	***Curt Hedberg	F	6-8	197	12- 1-55	Grad.	Lincoln, Neb. (East)
54	***Carl McPipe	C	6-8	225	1- 6-57	Sr.	Hammond, Ind. (Tech)

*Letters earned

Head Coach: Joe Cipriano

Assistant Coaches: Moe Iba, Tom Baack

Graduate Assistant: Ron Stewart

(1)—Transfer from Wenatchee Valley., Wash. JC, 1978


(2)—Transferred from NE Okla. A&M, Miami, Okla, 1977

(3)—1977-78 Hardship (foot injury)



1978-79 UNIVERSITY OF NEBRASKA BASKETBALL TEAM

THE HAMMOND



BRIAN BANKS

THEIR FINAL

HUSTLERS



CARL McPIPE

SEASON



BRIAN BANKS

GUARD

1978 UPI All BIG 8

22

Senior ... 21 ... 6-0 ... 160 ... Hammond, Ind. ... 3L

Voted by the Nebraska staff last year as the Huskers 'Most Valuable Player' in 1977-78 ... Last season, 'BB' earned first team UPI All Big 8 honors, second team AP All Big 8 honors, and was second to winner Mike Evans of Kansas State in the UPI voting for the league's MVP award ... Banks, entering his third year of starting for Nebraska, in all games last year was the Huskers No. 2 scorer, 14.0, and No. 1 in assists, 3.2, and steals, 1.2 ... Led Nebraska in scoring 12 times last season ... In all games last season, he was the conference's ninth leading scorer (14.0) and fourth in assists (3.2) and eighth in steals (1.2) ... Against Big 8 competition in 1977-78, Brian averaged 12.6 points and 3.0 assists a game ... He was named Big 8 Player of the Week (Jan. 23-29, 1978) for his fine play against Kansas and Oklahoma State ... Against Kansas in Lincoln, while battling the flu, Banks scored eight points and directed the Huskers to a 62-58 win over the Jayhawks, their only conference loss ... Three days later, before a regional television audience, he scored 12 points and had five assists as NU beat Oklahoma State 63-57 ... Brian also had a good effort in last season's Big 8 Preseason Tournament, as he was a first team All Tournament selection ... During the three games at Kansas City, Banks averaged 22 points, 3.5 assists and one steal a game, as he led the Huskers to a third place finish ... At the Preseason Tournament, Banks scored 24 points against Oklahoma State and Oklahoma, his highs for the year ... He has started every game the last two years, a total of 59 ... 11th leading scorer in Nebraska history with 927 points ... As a sophomore in '76-77, Banks earned honorable mention AP All Big 8 ... As a freshman in 1975-76, Banks backed up Jerry Fort, Nebraska three-time All Big 8 performer ... While at Hammond High School under coach

(Continued on page 195)



CARL McPIPE

CENTER

1978 USBWA ALL
DISTRICT FIVE

1978 CITIZENS SAVINGS
ATHLETIC FOUNDATION
ALL AMERICAN

54

Senior . . . 21 . . . 6-8 . . . 225 . . . Hammond, Ind. . . 3L

Going into his third year of starting at the post position for Nebraska, McPipe for the second consecutive year was the Huskers leading scorer and rebounder . . . In 1977-78, he averaged 15.3-points and 7.9-rebounds a game . . . For his effort last season, 'Pipe' was named to the U.S. Basketball Writers Association All District Five first team and was also one of 12 centers across the country designated by the Citizens Savings Athletic Foundation as an All American . . . His league honors included second team AP All Big 8 and UPI Honorable Mention All Big 8 . . . In the all game league rankings, Carl was the league's seventh leading scorer (15.3), fifth best rebounder (7.9), sixth best in field goal percentage (190-357, .532) and ninth in blocked shots (17) . . . In Big 8 contests, Carl averaged 14.1 points and 6.4 rebounds, which ranked him ninth in conference scoring and 10th in the league rebounding . . . Also in Big 8 game stats, Carl was ranked ninth in free throw percentage (25-33, .758) . . . McPipe led the Huskers last year in 13 games scoring and 22 games rebounding . . . His bests for the year were 29 points at Kansas and 19 rebounds in Lincoln against Cal-Davis, which is an overall Nebraska Sports Complex record . . . Pipe is the Huskers 11th all time leading scorer with 951 points . . . Carl owns all the Nebraska Team Sports Complex Records—most points, (28), most field goals (12), most free throws (9 of 10) and most rebounds (19) . . . As a sophomore in 1976-77, McPipe earned UPI second team All Big 8 honors and AP Honorable Mention All Big 8 selection . . . Named Nebraska's 'Most Improved Player' as a soph . . . Lettered his freshman year, behind senior Larry Cox . . . As a senior at Hammond Technical High School under coach Horace Howard, Carl averaged 22 points and 15 rebounds a game . . . Prep honors included All Sectional

(Continued on page 195)



CURT HEDBERG

FORWARD

1978 ACADEMIC ALL BIG 8

50

Grad Student . . . 23 . . . 6-8 . . . 197 . . . Lincoln, Neb. . . 3L

Hedberg will be entering his second year of starting at forward for Nebraska . . . Last season, in all games, he averaged 6.8 points and 4.1 rebounds a contest . . . In 14 Big 8 games in 1977-78, Curt had 7.2 points and 4.5 rebounds . . . Hedberg's 'bests' for the year were 17 points against Colorado in Lincoln and nine rebounds at Iowa State . . . Good assist man, Curt last year had the most assists for a single game—nine, twice, against Montana State in Lincoln and Colorado in Lincoln . . . Started 29 of 30 games for Nebraska last year, missed the Kansas State contest in the Big 8 Preseason Tournament because of the flu . . . An excellent student, in 1977-78, Hedberg earned first team Academic All Big 8 selection with a 3.50 grade average . . . Hedberg is a graduate student this year in architecture . . . A redshirt year in 1975-76 enabled Curt to graduate this summer with his architectural degree . . . Lettered as an alternate forward in 1976-77 and as a freshman in 1974-75 . . . In 1974, during his senior year at Lincoln East High School, under coach Paul Forch, he led the Spartans to the finals of the Class A State Championship . . . During his senior prep campaign, Hedberg earned All State, All Tournament and All City honors . . . Born: Dec. 1, 1955 . . . Parents: Mr. and Mrs. Melvin Hedberg.

CAREER TOTALS

	G-GS	FG-FGA	Pct.	FT-FTA	Pct.	Reb.	Avg.	A	PF-D	TP	Avg.	High Game
1974-75	17-0	9-18	.500	5-9	.555	19	1.1	6	11-0	23	1.4	6, KSU, BB
1976-77	29-1	30-86	.349	29-40	.725	60	2.1	24	41-0	89	3.1	16, ISU, h
1977-78	29-29	80-184	.435	38-47	.809	120	4.1	71	80-4	198	6.8	17, Col., h
Totals	75-30	119-288	.413	72-96	.750	199	2.7	101	132-4	310	4.1	17, Col., h

OTHER STATISTICS

	Steals	Blocked Shots
1977-78	15	5



BOB MOORE

GUARD

30

Senior ... 22 ... 6-3 ... 185 ... Pittsburgh, Pa. ... 1L

A rugged performer for the Huskers at guard, Moore was a part-time starter in 1977-78 . . . Shared the guard spot opposite Brian Banks with Mike Naderer . . . In 1977-78, Moore in 29 games averaged 7.0 points, fourth best on the squad . . . Also credited with 39 assists and 15 steals . . . In games against Big 8 opponents, he averaged 8.9 points, also fourth best on the team . . . Started 14 games last season . . . Moore had his best games last year against Kansas, both in Lincoln and Lawrence . . . In Lincoln against the Jayhawks, he scored 17 points and had four rebounds, three assists and two steals . . . Against KU in Lawrence, Moore had 20 points and three assists . . . Bob likes to shoot from long range . . . Transferred to NU last season from Northeastern Oklahoma A&M in Miami, Okla. . . As a sophomore at NE Oklahoma, Moore led the Golden Norsemen to a 20-9 record and as a frosh, he helped A&M to a 21-9 mark . . . In 1976-77, at Miami, Okla., he averaged 15.3 points and 4.3 rebounds a game and was credited with 115 assists and 51 steals in 29 games . . . Earned All-Bi State at NE Oklahoma A&M under coach Cletus Green . . . Fine prep career at Westinghouse High School in Pittsburgh under coach John Sparvero . . . Moore averaged 17 points and six assists to earn All City honors his senior year at Westinghouse and was nominated for the prestigious Dapper Dan Classic, held in Pittsburgh . . . Major: Business Administration . . . Born: Nov. 1, 1956 . . . Mother: Mrs. Willia B. Moore.

CAREER TOTALS

	G-S	FG-FGA	Pct.	FT-FTA	Pct.	Reb.	Avg.	A	PF-D	TP	Avg.	High Game
1977-78	29-14	89-221	.403	24-38	.632	59	2.0	39	66-3	202	7.0	20, KU, a

OTHER STATISTICS

	Steals	Blocked Shots
1977-78	15	2



MARK McVICKER

FORWARD

34

Junior ... 20 ... 6-6 ... 200 ... Hastings, Neb. ... 2L

Two year letterman, McVicker hopes to make 1978-79 his most productive as a Husker . . . Lettered as a sophomore and freshman, each time in a reserve role . . . Played in 22 games last year and averaged 1.7 points and 1.0 rebounds a game . . . Had his best effort last season against Montana State in Lincoln, scoring 10 points and getting four rebounds and two assists . . . Appeared in eight Big 8 games last year, averaging 1.1 points . . . Deadeye from the free throw line, in two years he is 19-21 from the charity stripe . . . In 1976 at Hastings High School, under coach Larry Ribble, McVicker led the Tigers to the first round of the Nebraska State Class A tournament . . . As a senior at Hastings, he averaged 23 points and 15 rebounds, while earning two-time All State and All Conference honors . . . Played in the 1976 Nebraska Coaches Association High School All Star Game . . . Major: Horticulture . . . Born: Nov. 28, 1957 . . . Parents: Mr. and Mrs. J. Rod McVicker . . . Mark's sister Joyce played tennis for the Nebraska women's team.

CAREER TOTALS

	G-GS	FG-FGA	Pct.	FT-FTA	Pct.	Reb.	Avg.	A	PF-D	TP	Avg.	High Game
1976-77	8-0	6-10	.600	4-5	.800	8	1.0	2	6-0	16	2.0	5, NWMSU, h
1977-78	22-0	11-32	.344	15-16	.938	22	1.0	4	20-1	37	1.7	10, Mon. St., h
Totals	30-0	17-42	.404	19-21	.904	30	1.0	6	26-1	53	1.8	10, Mon. St., h



GERARD MYRTHIL

GUARD

24

Sophomore . . . 20 . . . 6-2 . . . 165 . . . New York City, N.Y. . . . 1L

Nebraska's fastest player, Myrthil lettered last year as an alternate guard . . . Appeared in 24 games last season, averaging 3.3 points and credited with 35 assists and 14 steals . . . Played in 12 conference contests, getting 4.4 points a game . . . Had his best effort against Oklahoma at Norman, coming off the bench to help lead the Huskers to a 78-64 win . . . Against OU, he got 10 points, two rebounds and one assist . . . Former Notre Dame star Adrian Dantley look-a-like . . . Myrthil came to Nebraska from Laurinburg, N.C. Institute, one of the finest prep basketball schools in the country . . . Such former college standouts as Mike Evans of Kansas State and Charlie Scott of North Carolina started at Laurinburg . . . During his senior season at Laurinburg, Gerard led his squad to an 18-2 record and averaged 24 points, 10 assists and seven rebounds a game . . . All around athlete, Myrthil also played football and baseball at Laurinburg . . . Hobby is boxing . . . Major: Business . . . Born: July 2, 1958 . . . Mother: Sarai Myrthil . . . Name pronounced: Mur-theal.

CAREER TOTALS

	G-GS	FG-FGA	Pct.	FT-FTA	Pct.	Reb.	Avg.	A	PF-D	TP	Avg.	High Game
1977-78	24-0	32-73	.439	16-29	.552	29	1.2	35	26-0	80	3.3	10, OU, a

OTHER STATISTICS

	Steals	Blocked Shots
1977-78	14	4



MIKE NADERER

GUARD

10

Sophomore . . . 18 . . . 6-0 . . . 150 . . . Scottsdale, Ariz. 1L

Naderer will be in the thick of the battle for the starting guard position opposite Brian Banks . . . Part-time starter in 1977-78, sharing the spot with Bob Moore . . . Mike started the first half of last season, but was felled by the flu and it took the Scottsdale, Ariz. native almost a month to recover . . . Played in 28 games last year and started 16 . . . In all games, he averaged 4.9 points and was credited with 41 assists and 13 steals . . . In 12 Big 8 contests, he averaged 2.8 points . . . Mike's scoring highs for 1977-78 were 12 points, twice—against Montana State and Utah State in Lincoln . . . His best effort was against Utah State in the first round of the National Invitational Tournament, when he came off the bench to get 12 points, three rebounds, two assists and three steals in the Huskers 67-66 win . . . Holds Nebraska Freshman record for field goal percentage (.563, 63-112) . . . Fine prep career at Arcadia High School, under coach Terry Coyle . . . As a senior in 1977 at Arcadia, Naderer averaged 22.0 points, 11.8 assists, six steals and four rebounds a game . . . For his high school performance, he was named the Southwestern U.S. Guard of the Year, Arizona Player of the Year and Scottsdale Player of the Year . . . Also was three years All City and All Division, along with two years All State . . . Physical Education major in Teachers College . . . Born: March 26, 1959 . . . Parents: George and Pat Naderer . . . Name pronounced Na-der.

CAREER TOTALS

	G-GS	FG-FGA	Pct.	FT-FTA	Pct.	Reb.	Avg.	A	PF-D	TP	Avg.	High Game
1977-78	28-16	63-112	.563	11-17	.648	26	0.9	41	56-2	137	4.9	12, twice

OTHER STATISTICS

	Steals	Blocked Shots
1977-78	13	1



ANDRE SMITH

CENTER-FORWARD

40

Sophomore . . . 20 . . . 6-7 . . . 199 . . . Chicago, Ill. . . . 1L

Nebraska's 'Super Sub' in 1977-78, Smith will be vying for the starting forward position opposite Curt Hedberg . . . Last year, Andre was a fine alternate center and can fill that role again in 1978-79 . . . Appeared in all 30 games last year, starting against Kansas State in the Big 8 Preseason Tournament and Colorado in Lincoln . . . In all games, he averaged 9.3 points, third best on the squad and 4.8 rebounds, second highest on the team . . . His overall field goal percentage of .553 (105-190) ranked third in the Big 8 . . . In 14 league games, Andre averaged 10.5 points and 4.7 rebounds . . . His Big 8 field goal percentage, an even higher .608 (59-97), also ranked third among Big 8 schools . . . Andre was credited with 27 assists, 10 steals and 11 blocked shots last season . . . His best scoring effort was against Colorado in Lincoln, when he scored 21 points . . . His highest rebounding mark was 13 at Iowa State . . . Named 'Big 8 Player of the Week' for his substitute performance in the Huskers 77-63 win at Kansas State on Jan. 7, 1978 . . . In that game, Smith had 18 points and six rebounds to rally the Huskers to victory . . . Received Big 8 Newcomer of the Year consideration, won by Kansas' Darnell Valentine . . . Nebraska record holder for most rebounds with 144 . . . Also frosh record holder for most free throws attempted in rookie season, 111 . . . Fine performer at John F. Kennedy High School under coach Dale Valaskovic . . . During his senior campaign, Andre averaged 22 points and 12 rebounds . . . At Kennedy, he was the school's All Time leading scorer and as a senior, he garnered Honorable Mention All State awards . . . He was also three years All Chicago and three times Kennedy's Most Valuable Player . . . Participated in the 1977 Chicago Prep All Star Game . . . Criminal Justice

(Continued on page 195)



BYRON WILLIAMS

GUARD-FORWARD

20

Sophomore . . . 19 . . . 6-5 . . . 195 . . . Berkeley, Calif.

Transferred to Nebraska this year after a fine freshman campaign at Wenatchee Valley, Wash. Junior College . . . At Wenatchee, Williams averaged 21 points, seven rebounds and four assists a game . . . He also shot 49% from the field and 85% from the line . . . Helped led the Knights to an 18-10 record . . . In 1977-78, he set school records for most points (595), best season average (21.0) and most field goals (244) . . . For his junior college effort, Williams was named to the Washington JC All State first team . . . Prepped at Albany High School in Berkeley under coach Curt Pihl . . . As a senior at Albany in 1977, Williams averaged 26 points, seven rebounds and six assists a game . . . Earned All Northern California prep honors his senior year at Albany and was named the East Bay Player of the Year . . . Fine student, Williams is a journalism major in Arts and Sciences with a 3.2 grade point average (based on a 4.0 scale) he established in junior college . . . This summer, Byron was selected to play in the basketball competition at the first National Sports Festival held in Colorado Springs, Colo. . . . Born: Sept. 22, 1959 . . . Parents: Mr. and Mrs. Ray Cheatham.



RAY COLLINS

GUARD

12

Freshman . . . 18 . . . 6-3 . . . 185 . . . Chicago, ILL.

A talented scorer, Collins comes to Nebraska from the Windy City's Mendel Catholic High School, under coach Mike Flaherty . . . Last season, Collins averaged 22 points and 10 rebounds a game . . . His 22.0 scoring average led Chicago's tough Catholic League in scoring . . . Led his team to a 20-6 overall record and a Regional Championship . . . As a senior, he earned first team All State and All Area honors . . . Also was Honorable Mention All State selection as a junior, averaging 19 points a game . . . Fine athlete, lettered twice in baseball as a prepster . . . Last spring, Ray played in the Chicago Prep All Star Basketball game . . . Good student, at Mendel he had a 3.2 grade average (based on a 4.0 scale) . . . Accounting major in Business Administration . . . Born: March 27, 1960 . . . Parents: Raymond and Yvonne Collins.



BILL CUNNINGHAM

FORWARD

44

Freshman . . . 19 . . . 6-5 . . . 200 . . . Ft. Wayne, Ind.

Cunningham comes to Nebraska from Ft. Wayne, Ind. Snider High School, where he was coached by Roy Kline . . . At Snider last year as a senior, he averaged 23 points and 11 rebounds a game . . . In 1977, he was the Ft. Wayne Player of the Year while earning All City and All Sectional honors . . . Led his conference in scoring last season . . . As a junior in 1976, he averaged 17 points a game . . . Three-time All City performer . . . Also lettered twice in baseball . . . Fine student, Cunningham had a 3.0 grade point average (based on a 4.0 scale) . . . Art major in Arts and Sciences . . . Born: Aug. 25, 1959 . . . Father: Douglas Cunningham.



SAMMY CURRAN

FORWARD

32

Freshman . . . 19 . . . 6-7 . . . 185 . . . Liberal, Kan.

Prepped at Liberal, Kan. High School under coach Burt Helmer . . . Last season as a senior, Curran averaged 24.0 points and 10.2 rebounds a game . . . In 1977, he earned All State and All League honors and also played in two Kansas prep All Star games . . . As a senior, he was the All League and All Area Player of the Year . . . As a junior, he earned All Area honors and averaged 12 points and 10 rebounds a game . . . A- student, Sammy was a member of the National Honor Society at Liberal . . . Likes to water ski and play tennis . . . Major: Engineering . . . Born: July 19, 1959 . . . Parents: Mr. and Mrs. Sam Curran . . . Nickname: Sudden Sam.



ERIC ECKELMAN

FORWARD

42

Freshman . . . 19 . . . 6-5 . . . 200 . . . Muncie, Ind.

Eckelman got a hardship case in 1977-78 for an injured foot . . . Should be back at full speed for the 1978-79 season . . . Great shooter, Eric has a fine shot from the outside . . . Will battle Andre Smith for the starting forward position opposite Curt Hedberg . . . Fine prep player at Muncie Northside High School under coach Myron Dickerson . . . As a senior in 1977, Eckelman averaged 23 points, 15 rebounds and eight assists a game . . . During his senior prep campaign, he earned first team All State and All Conference honors . . . As a junior at Northside, Eric averaged 26 points and 14 rebounds, while again getting All State and Conference Player of the Year Awards . . . Enrolled in Business College . . . Plays the piano . . . Nickname: Silk . . . One of three players from Muncie, joining freshman teammates Jack Moore and Jerry Shoecraft . . . Born: Jan. 14, 1959 . . . Father: Glen Eckelman.



JACK MOORE

GUARD

14

Freshman . . . 18 . . . 5-9 . . . 165 . . . Muncie, Ind.

Moore's high school credentials read like a 'Who's Who' of 1977-78 U.S. prep basketball . . . Jack, along with teammate Jerry Shoecraft, led Muncie Central High School to the 1978 Indiana State Basketball Championship . . . Coached by Bill Harrell, former Husker assistant to Joe Cipriano, Jack averaged 22 points, five assists and three steals a game last season . . . For his state performance, Moore was named the tournament's Most Valuable Player . . . Also won tournament's prestigious Trester Award, given for attitude, scholarship, leadership and sportsmanship . . . Tied for sixth on the All Time Indiana High School Tournament scoring list, with Oscar Robertson . . . As a senior, he earned first team All State, All Regional, All Sectional and All Conference honors . . . Last Spring, Jack led the Indiana Prep All Stars to two wins over the Kentucky All Stars, scoring 24 points and 18 points, respectively . . . Named by the Hertz Corporation as Indiana's No. 1 prep athlete for 1977-78 . . . As a junior in 1976 at Muncie, Moore averaged 24 points and four assists a game, while earning All Regional, All Sectional and All Conference honors . . . Fine baseball player, letter four times in high school . . . Enters Nebraska with a 3.6 grade average (based on a 4.0 scale) . . . Accounting major in Business College . . . Born: Dec. 26, 1959 . . . Parents: Jerry and Vivian Moore.



JERRY SHOECRAFT

FORWARD

13

Freshman . . . 19 . . . 6-6 . . . 190 . . . Muncie, Ind.

Teamed with Jack Moore to lead Muncie Central High School to the 1978 Indiana State High School Championship . . . Coached by Bill Harrell, Shoecraft was the team's leading rebounder with a 10.0 average . . . Also scored 17 points a game . . . As a senior in 1977, he earned first team All Regional, All Sectional and All Conference, while also getting Honorable Mention All State selection . . . During his junior year at Muncie Central, Shoecraft averaged 17.3 points and 10.0 rebounds and earned first team All Sectional and All Regional honors . . . Fine athlete, lettered seven times as a prepster, three in football and two in basketball and track . . . Accounting major in business . . . Nickname: Shoe . . . Good student, in high school Jerry has a 3.6 grade point average (based on a 4.0 scale) . . . Born: Oct. 31, 1959 . . . Parents: Mr. and Mrs. Willie Johnson.



JOE CIPRIANO
HEAD COACH



JOE CIPRIANO
HEAD BASKETBALL COACH
UNIVERSITY OF NEBRASKA

Joe Cipriano had his greatest coaching year ever at Nebraska last season as he led the Huskers to a 22-8 overall mark, a 9-5 Big 8 record (second place tie) and to the quarterfinals of the National Invitational Tournament before losing to eventual champion Texas.

For all those accomplishments, 'Cip' was named the 1978 UPI Big 8 Coach of the Year, the second time that he has received that prestigious award.

Those praises are even more noteworthy considering that Nebraska in 1977-78 was picked by many preseason predictors to finish no higher than seventh in the Big 8.

Dean of the conference coaches, Cip is entering his 16th year at the Husker helm and is the winningest coach in Nebraska's 81-year basketball heritage.

Since arriving on the Cornhusker scene 15 years ago, Cipriano has an overall NU record of 222-170 (.566), 136 more wins than any previous Nebraska head basketball coach.

His 18-year collegiate head coaching mark, he was at the University of Idaho from 1960-63, is 265-205 (.564), and in 22 years of coaching at all levels, Cip is 341-239 (.588).

Cipriano came to NU during the fall of 1963 after being head coach at Idaho for three years. His records there were 10-16, 13-13 and 20-6.

So why would a man leave a basketball program that just finished a highly successful 20-6 season and take the head coaching job at Nebraska, a school that hadn't had a winner in 13 years and had finished above the .500 mark only twice in the previous 26?

"It was a great challenge," Cipriano said. "There was only one way for the Nebraska program to go and that was up. There was a bright future to be offered and a chance to compete in a good basketball conference like the Big 8."

Cipriano started building his program early as the 1963-64 Husker

freshman team went undefeated. But even Cipriano admitted that it probably would take three or four years for the Huskers to reach the .500 mark.

But a winning season would come faster than that and it was a lot better than .500. Cip's first team was 7-18, then 10-16 and in 1965-66 he reached one of the heights in his young career when his third-year Cornhusker squad finished 20-5.

That Husker team finished second in the Big 8, garnered Cip his first conference Coach of the Year award and saw Nebraska rank 11th nationally in the final Associated Press Poll.

The next year, the Huskers went to the NIT for the first time and finished the year with a 16-9 mark. That team was the initial Nebraska and Big 8 squad to play in the NIT.

Nebraska won the Big 8 Pre-season Basketball Tournament during the 1967-68 campaign, the only Husker team ever to accomplish that feat. That team went 15-10. In 1968-69, the Huskers were 12-14.

During the '70's, Cipriano's Husker squad finished below the .500 mark only once, and were constantly in the Big 8 race or key factors in the title decision. Cip's '70 marks are: 16-9 (1969-70); 18-8 (1970-71); 14-12 (1971-72); 9-17 (1972-73); 14-12 (1973-74); 14-12 (1974-75); 19-8 (1975-76); 16-13 (1976-77); and 22-8 (1977-78).

His 22 wins in 1977-78 ties the school record for most wins in a season, set by the 1919-20 squad, that won 22 and lost 2.

In 1975-76, Cipriano led Nebraska to its third most successful basketball season in history. Behind senior starters Jerry Fort (guard), Steve Willis (guard) and Larry Cox (center), the Cornhuskers finished 19-8 overall and 10-4 in the Big 8, good for third place.

Cipriano grew up in Sumas, Washington, and played his high school ball at nearby Nooksac Valley High School before being recruited by former NU Athletic Director Tippy Dye to play for him at the University of Washington. During that span (1950-51 to 1952-53), the Huskies went 79-15, won the Pacific Coast title all three years and finished third in the NCAA tournament in 1953. He was selected to play in the 1953 East-West Shrine Game in New York.

After graduating from Washington in 1953, Cipriano played for the AAU Buchan Bakers of Seattle for three years as the Bakers toured the Orient and Europe. He served as player-coach on the European trip and that's where the coaching bug hit him.

When he returned to the States, Cip coached high school ball for one year before Dye brought him back as his freshmen coach at Washington. He coached the Huskies freshmen for three years—the last one under John Grayson—then took the head coaching job at Idaho in 1959-60.

In 1964, Cipriano started the highly successful Cornhusker Basketball School which runs through the month of June every year on the Lincoln campus and at other designated points throughout western Nebraska.

Other honors Cipriano has accumulated while at Nebraska include being a member of Henry Iba's coaching staff at the 1972 Olympic Try-Out Camp at the Air Force Academy. In 1973, he conducted a series of clinics in Taiwan, Thailand and the Philippines on a United States Air Force sponsored tour. During the spring of '74, Cip was a member of the coaching staff at the Aloha Classic in Hawaii. He also took the Huskers on a summer tour of Italy in 1974 and a trip to Hawaii in 1967 and 1976.

JOE CIPRIANO'S MAJOR COLLEGE RECORD (1960-78)

Year	School	Won	Lost
1960-61	Idaho U.	10	16
1961-62	Idaho U.	13	13
1962-63	Idaho U.	20	6
IDAHO TOTALS (3 years)		43	35
1963-64	Nebraska U.	7	18
1964-65	Nebraska U.	10	15
1965-66	Nebraska U.	20	5
1966-67	Nebraska U.	16	9
1967-68	Nebraska U.	15	10
1968-69	Nebraska U.	12	14
1969-70	Nebraska U.	16	9
1970-71	Nebraska U.	18	8
1971-72	Nebraska U.	14	12
1972-73	Nebraska U.	9	17
1973-74	Nebraska U.	14	12
1974-75	Nebraska U.	14	12
1975-76	Nebraska U.	19	8
1976-77	Nebraska U.	16	13*
1977-78	Nebraska U.	22	8
NEBRASKA TOTALS (15 years)		222	(.566) 170
MAJOR COLLEGE			
CAREER TOTALS (18 years)		265	(.564) 205
OVERALL TOTALS (at all levels—22 years)		341	(.588) 239

JOE CIPRIANO'S NEBRASKA RECORD AGAINST MAJOR CONFERENCES

BIG 8 TOTALS (Tournament)

Conference	23 (Regular Season)		22 (Tournament)		.511 (Postseason Playoff)		
	111	99	.529	1	2		
	Games	Won	Lost	Pct.	Pts.	Opp.	
Big Eight (tournament)	45	23	22	.511	3,030	3,066	
Big Eight (Regular Season)	210	111	99	.529	14,485	14,586	
Big Eight (Post Season)	3	1	2	.333	187	185	
Big Eight (All Games)	258	135	123	.523	17,702	17,837	
Missouri Valley	10	8	2	.800	721	692	
Southwest	11	6	5	.545	779	768	
Big Ten*	19	10	9	.526	1,336	1,370	
Pacific 10	19	11	8	.579	1,403	1,410	
Western Athletic	14	7	7	.500	1,007	1,010	
Southeastern	5	3	2	.600	347	360	
Atlantic Coast	1	0	1	.000	62	79	
Major Independents	19	10	9	.526	1,317	1,364	

*1976 Minnesota forfeit, NCCA ruling.

**JOE CIPRIANO'S NEBRASKA RECORD
AGAINST ALL OPPONENTS (Listed Alphabetically)**

	W	L	Pct.	Pts.	Opp.
Air Force	1	0	1.000	57	53
Arizona	1	1	.500	142	137
Arizona State	0	2	.000	138	166
Augustana	2	0	1.000	148	112
California	3	3	.500	414	455
California-Davis	1	0	1.000	69	64
California-Irvine	1	0	1.000	76	73
Colorado	17	19	.472	2,463	2,436
Colorado State	1	1	.500	120	122
Creighton	1	0	1.000	65	58
Duquesne	1	1	.500	135	152
Fullerton State	1	0	1.000	111	74
Georgia State	2	0	1.000	141	129
Hawaii	2	2	.500	270	286
Hawaii-Hilo	0	1	.000	66	71
Houston	0	2	.000	142	188
Idaho	1	0	1.000	90	49
Illinois	0	2	.000	121	127
Indiana	0	1	.000	60	97
Iowa	1	3	.250	272	299
Iowa State	21	13	.618	2,466	2,391
Kansas	12	27	.308	2,501	2,731
Kansas State	15	21	.417	2,437	2,543
Kentucky	0	1	.000	60	85
La Salle	1	1	.500	151	159
Long Beach State	1	0	1.000	67	55
MacMurray	1	0	1.000	76	50
Mankato St.	1	0	1.000	64	61
Marshall	0	1	.000	88	119
Miami (Fla.)	1	0	1.000	85	58
Michigan	1	1	.500	129	153
Michigan State	1	1	.500	143	133
Middle Tennessee	0	1	.000	65	76
Minnesota*	2	0	1.000	64	49
Minnesota-Duluth	1	0	1.000	77	50
Mississippi	1	0	1.000	80	70
Missouri	16	18	.471	2,377	2,484
Missouri Southern St.	1	0	1.000	61	54

Montana State	1	0	1.000	104	60
Nevada (Reno)	2	0	1.000	183	121
New Mexico St.	1	0	1.000	79	75
North Carolina	0	1	.000	62	79
North Texas State	2	0	1.000	133	102
Northeast Missouri	1	0	1.000	67	54
Northwest Missouri St.	1	0	1.000	88	53
Northern Iowa	2	0	1.000	168	126
Northern Michigan	1	0	1.000	92	68
Northwestern	2	0	1.000	150	136
Oklahoma	25	14	.641	2,890	2,756
Oklahoma City	1	1	.500	155	150
Oklahoma State	29	11	.725	2,568	2,496
Oregon	2	0	1.000	164	133
Oregon State	1	1	.500	144	142
Pacific	2	0	1.000	175	137
Portland	1	0	1.000	71	69
Purdue	1	1	.500	171	166
St. Mary's	1	0	1.000	68	57
San Diego State	0	1	.000	61	63
San Jose State	1	1	.500	146	143
South Carolina	1	1	.500	118	122
South Dakota	5	0	1.000	390	307
South Dakota State	1	0	1.000	87	72
Southern California	0	2	.000	137	158
Southern Methodist	2	1	.667	228	223
Stanford	1	0	1.000	71	67
Texas	1	2	.333	196	208
Texas A&M	1	0	1.000	78	69
Texas Christian	2	0	1.000	141	122
Texas Tech	0	2	.000	136	146
Utah State	1	0	1.000	67	66
Vanderbilt	2	1	.667	207	205
Washington	1	1	.500	122	133
Washington State	3	1	.750	341	322
Western Illinois	1	0	1.000	73	72
Wichita State	4	2	.667	444	447
Wisconsin	2	0	1.000	169	143
Wyoming	5	3	.625	607	595
Totals	222	170	.566		

* 1976 Minnesota forfeit—NCAA ruling.

NEBRASKA'S 100-POINT GAMES

Date	Opponent	Site	NU	Opp.
Dec. 1, 1965	Wisconsin	Madison, Wis.	101	88
Dec. 12, 1966	Washington State	Lincoln	100	75
Jan. 2, 1967	Sweden Nationals*	Lincoln	103	78
Dec. 4, 1967	Fullerton State	Lincoln	111	74
Jan. 27, 1968	Oklahoma	Lincoln	110	90
Dec. 14, 1970	Nevada-Reno	Lincoln	116	71
Dec. 23, 1977	Montana State	Lincoln	104	60

*Exhibition.



Nebraska Coaches Won-Lost Record

Coach	Years	At NU	Won	Lost	Pct.
Frank Lehmer	(1897-99)	2	11	0	1.000
T. P. Hewitt	(1899-1900)	1	5	0	1.000
Sam Waugh	(1915-16)	1	13	1	.929
Paul Schissler	(1919-21)	2	33	5	.868
E. O. Stiehm	(1911-15)	4	56	14	.800
W. G. Kline	(1923-25)	2	22	13	.629
Fred Morrell	(1901-02)	1	5	3	.625
R. G. Clapp	(1903-09)	6	57	37	.606
W. Hiltner	(1902-03)	1	7	5	.583
Dr. E. J. Stewart	(1916-19)	3	29	22	.569
Joe Cipriano	(1963-78)	15	222	170	.566
O. F. Field	(1910-11)	1	10	8	.556
E. Berry	(1900-01)	1	3	3	.500
Charles T. Black	(1926-32)	6	51	57	.472
Harry C. Good	(1946-54)	8	86	99	.465
Ernest Bearg	(1925-26)	1	8	10	.444
W. H. Browne	(1932-40)	8	64	87	.424
Jerry Bush	(1954-63)	9	82	131	.380
Owen A. Frank	(1921-23)	2	13	21	.382
T. J. Hewiat	(1909-10)	1	6	10	.375
L. F. Klein	(1945-46)	1	7	13	.350
A. J. Lewandowski	(1940-45)	5	24	63	.276
TOTALS		81	814	772	.514



THE REACTION'S THE SAME—whether it's 1978 or 1965, Husker coach Joe Cipriano's infamous gestures remain. In this '65 picture, Cip, head in hand, sits with, from left to right Roger Leitner, Willie Campbell, Nate Branch, assistant coach Ed Stevens and graduate assistant Joel Kortus.





**NEBRASKA'S
BASKETBALL STAFF**



MOE IBA
Assistant Coach

Moe Iba, son of famed former Oklahoma State Coach Henry P. Iba, begins his ninth year as a Nebraska assistant coach. Before guiding the freshmen to a fine 19-5 record in his first two years at Nebraska (1970-72), Moe was the head coach for four years at Memphis State University (1966-70).

At Nebraska, Iba's specialty is defense. In 1977-78, Nebraska was the eighth best defensive team in the country.

At Memphis State, Iba's first team had a 17-9 campaign and capped the season with an appearance in the National Invitational Tournament. MSU won its own Memphis State Classic and finished the season with the second best defense against scoring in the nation.

Iba went to Memphis State in August of 1966 after four highly successful seasons (1962-66) as an assistant to Don Haskins, at the University of Texas at El Paso. He compiled a 64-9 record with the frosh, while the varsity was winning 89, losing 20 and taking the NCAA championship in 1966.

Iba enjoyed a brilliant college basketball career, starting three years (1959-62) at Oklahoma State. He was considered the best long-range shooter in the Big Eight Conference, which he left via graduation in 1962.

An outstanding high school career at Stillwater High preceded Iba's entry into the college ranks. He was selected to play in the High School All America game at Hutchinson, Kansas after his graduation in 1957.

MOE IBA Nebraska Basketball Defensive Coordinator

Just like in football, Nebraska assistant basketball coach Moe Iba, entering his ninth year at NU, can be called Husker basketball's 'defensive coordinator.'

Since coming to Lincoln in 1971, the Huskers have been ranked among the nation's Top 20 defensive teams five times. For the last three years, Nebraska has been among the country's Top 10 defensive squads.

Nebraska Ranking—National Team Defense

1971—15th	1976—8th
1972—17th	1977—6th
1978—8th (62.9 points a game for opponents)	



HUSKERS ON DEFENSE

In 1977-78, Nebraska finished eighth nationally in team defense, allowing its opponents only 62.9 points a game. The Huskers were ranked in the Top 10 of team defense every week during the season. In 1977-78, Nebraska held its opponents below 60 points on 11 different occasions.

	Games	(W-L)	Pts.	Avg.
1. Fresno State	27	(21-6)	1417	52.5
2. Princeton	26	(17-9)	1431	55.0
3. Marquette	28	(24-4)	1722	61.5
4. Arkansas	36	(32-4)	2218	61.6
5. Middle Tennessee	26	(18-8)	1623	62.4
6. Washington State	27	(16-11)	1689	62.6
7. Louisiana Tech	27	(6-21)	1988	62.9
8. Nebraska	30	(22-8)	1888	62.9
9. Oregon	27	(16-11)	1705	63.1
10. Dartmouth	26	(10-16)	1645	63.3
11. Providence	32	(24-8)	2033	63.5
12. William & Mary	26	(16-10)	1657	63.7
13. Indiana	29	(21-8)	1850	63.8
14. Montana	28	(20-8)	1789	63.9
15. Air Force	25	(15-10)	1612	64.5



TOM BAACK
Acting Assistant Coach

Tom Baack, former Nebraska basketball standout under Joe Cipriano from 1965-68, begins his first year as the Huskers acting assistant coach. Baack succeeds Dave Harshman, who accepted an assistant coaching position last summer at Michigan State.

A three-year, 6-5 starting forward at Nebraska, Baack was the Husker's all time leading scorer with 1,293 points, until Jerry Fort (1972-76) broke that mark with 1,882 points. The former Fort Wayne, Ind. All Stater still holds the Nebraska and Big 8 record for the highest career free throw percentage, an .839 mark.

Born in North Platte, Neb., Baack worked for the National Bank of Commerce in Lincoln for four years following his graduation from the University in 1968. He then was a graduate assistant (1972-74) at Brigham Young University, under Glenn Potter, who was an assistant coach under Cipriano from 1963-70. From 1974-77, Baack was assistant basketball and head track coach at Green Mountain High School in Lakewood, Colo.



RON STEWART
Graduate Assistant

Ron Stewart, who for the last seven years has been a basketball coach in the Indianapolis area, joined the Nebraska basketball staff last September as a graduate assistant.

Stewart replaces Tom Baack, who was promoted to acting assistant NU basketball coach, succeeding Dave Harshman, now the top basketball assistant at Michigan State.

For the last two years (1976-78), Stewart has been the head coach at Indianapolis' Cathedral High School, compiling a 30-13 record. Former Husker guard Steve Willis (1974-76) was a product of Cathedral High School.

Stewart's seven-year overall coaching record in the Indianapolis area was 95-26.

He earned his Bachelors' Degree from Indiana University in 1971 and his Masters from Butler University in 1977.



Nancy Williams

NANCY WILLIAMS BEGINS FOURTH YEAR AS BASKETBALL SECRETARY

Nancy Williams begins her fourth year as the Nebraska basketball secretary for Joe Cipriano and his staff.

Her main correspondence duties include the Huskers' team travel, recruiting, and scouting reports. She is also Cipriano's personal secretary.

Before coming to Lincoln, Nancy worked for a law firm in Topeka.

BROWN, EDWARDS ASSIST BASKETBALL PROGRAM



BROWN

Helping make the Nebraska basketball program a success are Larry Brown, student manager and Dan Edwards, student trainer.

Brown, a sophomore from Elkhorn, was the assistant student basketball manager last year.

Edwards, a senior from Ashland, is a pre-physical therapy major.



EDWARDS

MEL WORSTER IS HUSKER EQUIPMENT DIRECTOR

Entering his 3rd year as Nebraska basketball's equipment director is Mel Worster.

Worster, in his 23rd year with the University, is also the equipment director for 14 other sports at the Nebraska Sports Complex.





URSULA WALSH
Athletic Department Academic Counselor

Ursula Walsh enters her seventh year as academic counselor for the University of Nebraska Athletic Department. She assists the University athletes with their classes, registration and the assigning of tutors.

In 1975 she received her Ph.D. at Nebraska. Miss Walsh received her M.Ed. from the University of Minnesota (1969), her M.A. from the College of St. Thomas in St. Paul, Minn. (1964) and her B.A. from Rosary College in River Forest, Ill. (1958).

For the last six years, Miss Walsh was also an instructor at the school's Department of Educational Psychology. She has taught in high schools in Omaha, Minneapolis, Minn. and Mobil, Ala. She had elementary teaching experience in Wausau, Wis. and Chicago, Ill.





NON-CONFERENCE OPPONENTS

ALABAMA-BIRMINGHAM

Nov. 24, 1978—8:00 p.m. CST—Birmingham-Jefferson Civic Center—Birmingham, Ala.



GENE BARTOW
Head Coach

School Location: Birmingham, Ala., 35294
Home Court (Capacity): Birmingham-Jefferson Civic Center (17,000)

Nickname: Blazers
Colors: Green and Gold

Enrollment: 13,000

Conference: Sun Belt

Chancellor: Dr. S. Richardson Hill

Athletic Director: Gene Bartow

Head Coach Gene Bartow: Begins his first year as the head coach and athletic director at Alabama-Birmingham. One of the great names in college basketball, Bartow took over the reigns at UA-B in 1977 following a head coaching stint at UCLA (1975-77). He was also the head coach at Memphis State, where he led his team to the NCAA Finals in 1973. His 16-year head coaching mark is 282-149.

Best Time For Media to Reach Coach: Tuesday and Thursday Mornings 8-10 a.m.

Basketball Office Phone: 205-934-3402

Assistant Coaches: Lee Hunt, Larry Finch, Jim Nelson

Sports Information Director: Pete Derzis (Office: 205-934-3824; Home: 205-942-6458)



DARYL BRADEN
Forward

1977-78 Record: Does not apply, this will be the first year of basketball competition for the University of Alabama-Birmingham.

1978-79 UA-B Roster: Tim Almqvist (F, 6-6, So.); Daryl Braden (F, 6-9, Sr.); Derrick Bentley (F-G, 6-4, Fr.); Raymond Gause (F-G, 6-4, Fr.); George Jones (G, 6-1, Jr.); Greg Leet (G, 6-2, Jr.); Bill McCammon (G, 6-3, Jr.); Leon Morris (F, 6-7, Jr.); Doug Owens (C-F, 6-7, Jr.); Oliver Robinson (G-F, 6-4, Fr.); Stan Scales (F, 6-7, Jr.); Scott Simcik (G, 6-2, Fr.); Donnie Speer (C, 6-8, Jr.); Larry Spicer (F, 6-8, Jr.).

Series History: This will be the first meeting between the two schools

1978-79 SCHEDULE

Date	Opponent	Date	Opponent
Nov. 24	Nebraska	Jan. 10	Southern Mississippi
Nov. 25	San Francisco State	Jan. 20	at Iowa
Nov. 29	Oklahoma City	Jan. 25	at South Florida
Dec. 1-2	at Show-Me Classic (Missouri, UAB, So. Illinois, E. Kentucky)	Jan. 27	Jacksonville
Dec. 6	Uni of Windsor	Jan. 29	at Southern Mississippi
Dec. 9	at Mississippi	Jan. 31	St. Josephs
Dec. 14	Georgia State	Feb. 2	Hawaii
Dec. 18	South Alabama	Feb. 3	South Florida
Dec. 20	Iowa State	Feb. 8	at South Alabama
Dec. 23	St. Louis	Feb. 12	at Jacksonville
Dec. 30	Florida State	Feb. 16-17	at Hawaii
Jan. 5	at Georgia State	Feb. 20	at San Diego
Jan. 6	Illinois College	Feb. 22	at Air Force
		Feb. 24	Houston Baptist
		Feb. 27	DePaul

Blazers

ARKANSAS TECH

Nov. 25, 1978—7:35 p.m. CST—NU Sports Complex—Lincoln, Neb.



GEORGE JONES
Head Coach

School Location: Russellville, Ark. 72801
Home Court (Capacity): Tucker Coliseum
(4,000)

Nickname: Wonder Boys

Colors: Green and Gold

Enrollment: 2,875

Conference: Arkansas Intercollegiate

President: Dr. Kenneth Kersh

Athletic Director: Don Sevier

Head Coach George Jones: Enters his 3rd year at

Tech with a two-year school mark of 18-33.

His four-year career record is 41-70.

Best Time For Media To Reach Coach: 10
a.m.—Noon CST

Basketball Office Phone: 501-968-0273

Assistant Coach: Robert Campbell

Sports Information Director: James Staggs (Of-
fice: 501-968-0242; Home: 501-293-4577)



CASTURAL THOMPSON
Forward

1977-78 Record: Overall 7-16; Arkansas Intercollegiate (5-13) 8th place

Returning Lettermen (3): ERIC BOZEMAN (G, 6-0, So., 8.9 ppg, 1.9 rpg); JOHNNY WHITE (F, 6-4, So., 8.7 ppg, 4.1 rpg); Castural Thompson (F-C, 6-4, Sr., 4.3 ppg, 2.7 rpg).

Lettermen Lost (9): DANA CLAY (C, 6-5, 2.6 ppg, 1.0 rpg); JAMES SUMLIN (C, 6-6, 9.0 ppg, 5.8 rpg); MICKEY MEIMERSTORF (F, 6-2, 8.5 ppg, 2.9 rpg); DARYL NORVELL (G, 5-10, 6.9 ppg, 3.0 rpg); Jeff Davis (G, 5-11, 1.1 ppg, 0.3 rpg); Roosevelt Dawson (F, 6-2, 1.3 ppg, 0.7 rpg); Dennis Boyd (F, 6-2 1.8 ppg, 1.8 rpg); Lethaniel Howard (C, 6-6, 5.1 ppg, 3.8 rpg); Teddy Puckett (G, 5-10, 0.6 ppg, 0.1 rpg).

(STARTERS ARE CAPITALIZED; ppg—points per game; rpg—rebounds per game).

Newcomers To Watch: Joe Bob Wise (F, 6-2, Fr.); Greg Burkes (G, 5-11, Fr.); Ray Bailey (F, 6-3, Jr.); Jeff Lovelace (F, 6-5, Fr.); Jerry Montgomery (G, 5-11, Jr.).

Series History: This will be the first meeting between the two schools.

1978-79 SCHEDULE

Date	Opponent	Date	Opponent
Nov. 17 -18	at Emporia, Kan. Jaycee Classic	Jan. 15	Henderson
Nov. 21	Bethel College	Jan. 18	at UA-Monticello
Nov. 25	at Nebraska	Jan. 22	College of the Ozarks
Nov. 27	at Louisiana Tech	Jan. 25	Ouachita
Nov. 30	John Brown	Jan. 29	at Southern Arkansas
Dec. 4	Southern Arkansas	Feb. 1	at Harding
Dec. 7	Harding	Feb. 5	Hendrix
Dec. 14	at John Brown	Feb. 8	at Arkansas College
Dec. 15	Wiley College	Feb. 12	Central Arkansas
Dec. 29-30	at Northeastern Oklahoma Tournament	Feb. 15	at Henderson
Jan. 4	Arkansas College	Feb. 19	UA-Monticello
Jan. 8	at Hendrix	Feb. 22	Clarksville
Jan. 11	at Central Arkansas	Feb. 26	at Ouachita

TECH →

MINNESOTA

Nov. 28, 1978—7:35 p.m. CST—NU Sports Complex—Lincoln, Neb.



JIM DUTCHER
Head Coach



KEVIN McHALE
Forward

School Location: Minneapolis, Minn. 55455
Home Court (Capacity): Williams Arena (17,500)

Nickname: Golden Gophers

Colors: Maroon and Gold

Enrollment: 47,000

Conference: Big 10

President: Dr. C. Peter Magrath

Athletic Director: Paul Giel

Head Coach Jim Dutcher: Enters his fourth year as head coach at Minnesota. His Minnesota record is 23-47. Because of an NCAA ruling, Dutcher's fine 24-3 team of 1976-77 was changed to 0-27. His nine year career mark is 155-97.

Best Time For Media To Reach Coach: Week-days, 11 a.m. CST

Basketball Office Phone: 612-373-4230

Assistant Coaches: Jesse Evans, Jimmy Williams

Sports Information Director: Bob Peterson (Office: 612-373-5236; Home: 612-757-1538)

Assistant Sports Information Director: Tom Greenhoe (Home: 612-757-2124)

1977-78 Record: Overall 17-10; Big 10 12-6 (2nd place tie)

Returning Lettermen (5): KEVIN McHALE (F, 6-11, Jr., 13.1 ppg, 7.4 rpg); JAMES JACKSON (G, 6-4, Jr., 10.7 ppg, 2.8 rpg); Brian Pederson (F, So., 6-10, 3.2 ppg, 2.5 rpg); David Carroll (F, 6-7, Sr., 1.3 ppg, 1.6 rpg); Bill Duffy (G, 6-4, So., 1.2 ppg, 0.4 rpg).

Lettermen Lost (5): MYCHAL THOMPSON (C, 6-10, 22.1 ppg, 10.9 rpg); OSBORNE LOCKHART (G, 6-2, 13.1 ppg, 1.9 rpg); DAVE WINEY (F, 6-10, 6.2 ppg, 4.9 rpg); Bill Harmon (G, 6-2, 4.6 ppg, 2.8 rpg); Steve Lingenfelter (F, 6-10, 3.5 ppg, 2.8 rpg).

(STARTERS ARE CAPITALIZED; ppg—points per game; rpg—rebounds per game).

Newcomers To Watch: Mark Hall (G, 6-2, Fr.); Gary Holmes (C, 6-10, Fr.); Darryl Mitchell (G, 6-4, Fr.); Trent Tucker (F, 6-5, Fr.); Leo Rautins (F, 6-7, Fr.)

Series History: Nebraska trails the Husker-Gopher series 38-10. Because of an NCAA ruling, Minnesota, which defeated Nebraska 66-58 in Lincoln in 1976, forfeits that game to the Huskers. On Dec. 19, 1977 in Minneapolis, Nebraska defeated Minnesota 63-49.

1978-79 SCHEDULE

Date	Opponent	Date	Opponent
Nov. 25	Idaho	Jan. 20	Wisconsin
Nov. 28	at Nebraska	Jan. 25	Purdue
Dec. 2	Loyola	Jan. 27	at Iowa
Dec. 5	at Kansas State	Feb. 1	at Illinois
Dec. 16	at Marquette	Feb. 3	Iowa
Dec. 20	South Florida	Feb. 8	at Wisconsin
Dec. 23	South Carolina	Feb. 10	Illinois
Dec. 29-30	Pillsbury Classic (BYU, Georgia Tech, Houston)	Feb. 15	Ohio State
Jan. 4	at Michigan	Feb. 17	at Purdue
Jan. 6	at Michigan State	Feb. 22	at Northwestern
Jan. 11	Indiana	Feb. 24	at Indiana
Jan. 13	Northwestern	Mar. 1	Michigan State
Jan. 18	at Ohio State	Mar. 3	Michigan



PURDUE

Dec. 2, 1978—7:35 p.m. CST—NU Sports Complex—Lincoln, Neb.



LEE ROSE
Head Coach

School Location: West Lafayette, Ind. 47907
Home Court (Capacity): Mackey Arena (14,123)
Nickname: Boilermakers
Colors: Old Gold and Black
Enrollment: 30,500
Conference: Big 10
President: Dr. Arthur G. Hansen
Athletic Director: George King
Head Coach Lee Rose: Starts his first year at Purdue. Rose is the former coach at North Carolina-Charlotte, where in 1976 he led his team to a second place finish in the NIT and in 1977 his NC-C squad made it to the final four of the NCAA. His 12 year career mark is 253-85.

Best Time For Media To Reach Coach:
 Weekdays—8:30 a.m.-Noon EST

Basketball Office Phone: 317-749-2954
Assistant Coaches: Roger Blalock, George Faerber, Everett Bass

Sports Information Director: Tom Shupe (Office: 317-494-8561; Home: 317-583-2201)

Assistant Sports Information Director: Paul Jensen (Home: 317-463-0176)



JERRY SICHTLING
Guard

1977-78 Record: Overall 16-11; Big 10 11-7 (4th place tie)

Returning Lettermen (6): JOE BARRY CARROLL (C, 7-1, Jr., 15.6 ppg, 10.7 rpg); JERRY SICHTLING (G, 6-2, Sr., 11.8 ppg, 2.5 rpg); Drake Morris (F, 6-6, So., 4.8 ppg, 2.2 rpg); Malvin Warrick (G, 6-4, So., 1.8 ppg, 0.7 rpg); Roosevelt Barnes (G, 6-3, So., 1.2 ppg, 0.5 rpg); Neil Bemenderfer (F-C, 6-10, Sr., 2.3 ppg, 3.2 rpg).

Lettermen Lost (4): WALTER JORDAN (F, 6-8, 17.0 ppg, 8.5 rpg); EUGENE PARKER (G, 6-2, 13.7 ppg, 3.5 rpg); WAYNE WALLS (F, 6-7, 8.7 ppg, 5.8 rpg); Dan McDermott (C, 7-0, 0.8 ppg, 0.8 rpg).

(STARTERS ARE CAPITALIZED; ppg—points per game; rpg—rebounds per game).

Newcomers To Watch: Keith Edmonson (F-G, 6-6, Fr.); Arnette Hallman (F, 6-8, Jr.); Steve Walker (G, 6-4, Jr.); Jon Kitchel (G, 6-5, Fr.); Mike Searce (F, 6-7, Fr.); Brian Walker (G, 6-3, So.)

Series History: Nebraska trails the Husker-Boilermaker series 4-2. The last time the teams played was in 1964 in Lincoln, when Nebraska beat Purdue 96-85.

1978-79 SCHEDULE

Date	Opponent	Date	Opponent
Nov. 25	Southwestern Louisiana	Jan. 13	Michigan State
Nov. 27	Indiana State	Jan. 18	Iowa
Nov. 29	at Xavier		
Dec. 2	at Nebraska	Jan. 20	at Illinois
Dec. 4	Northern Colorado	Jan. 25	at Minnesota
Dec. 8-9	at Brigham Young Classic (Purdue, St. Joseph, B.Y.U., Santa Clara)	Jan. 27	Wisconsin
Dec. 11	Arizona State	Feb. 1	at Northwestern
Dec. 21	Miami	Feb. 3	at Wisconsin
Dec. 27-30	at Rainbow Classic (Purdue, Boston College, Hawaii, Fordham, Tennessee, Harvard, Arizona St., Utah)	Feb. 8	Illinois
		Feb. 10	Northwestern
		Feb. 15	at Iowa
		Feb. 17	Minnesota
		Feb. 22	at Michigan State
		Feb. 24	at Michigan
Jan. 4	at Ohio State	March 1	Indiana
Jan. 6	at Indiana	March 3	Ohio State
Jan. 11	Michigan		



CREIGHTON

Dec. 9, 1978—7:35 p.m. CST—Civic Auditorium—Omaha, Neb.



TOM APKE
Head Coach



JOHN C. JOHNSON
Guard

School Location: Omaha, Neb. 68178
Home Court (Capacity): Omaha Civic Auditorium (10,000)
Nickname: Bluejays
Colors: Blue and White
Enrollment: 5,000
Conference: Missouri Valley
President: Rev. Matthew E. Creighton, S.J.
Athletic Director: Tom Apke
Head Coach Tom Apke: Begins his fifth year at the Creighton helm. His four year school and career mark is 79-30.
Best Time For Media To Reach Coach: Weekdays—7:30 a.m.-3 p.m.
Basketball Office Phone: 402-449-2720
Assistant Coaches: Tom Brosnihan, Mike Caruso, Randy Eccker
Sports Information Director: Dan Offenburger (Office: 402-449-2720; Home: 402-551-3121)
Assistant Sports Information Director: Kirk Hendrix (Home: 402-449-3111)

1977-78 Record: Overall 19-9; Missouri Valley 12-4 (1st place)
Returning Lettermen (3): JOHN C. JOHNSON (G, 6-3, Sr., 16.1 ppg, 3.8 rpg); DAVID WESELY (C-F, 6-7, Sr., 12.2 ppg, 7.3 rpg); KEVIN MCKENNA (F-G, 6-7, So., 8.7 ppg, 2.9 rpg).
Lettermen Lost (4): RICK APKE (F, 6-8, 18.3 ppg, 7.8 rpg); RANDY ECCKER (G, 6-0, 7.0 ppg, 2.5 rpg); TIM McCONNELL (F, 6-7, 7.4 ppg, 3.5 rpg); KEVIN KUEHL (G, 6-2, 6.6 ppg, 1.8 rpg).
 (Starters Are Capitalized; ppg—points per game; rpg—rebounds per game).
Newcomers To Watch: Jai Mahone (G, 6-1, Fr.); Chris Peterson (G, 6-1, Fr.); Kevin Ross (C-F, 6-9, Fr.); Daryl Stovall (F, 6-4, Fr.); Michael Johnson (G, 6-4, Fr.)
Series History: Nebraska and Creighton are tied at four games each. On Dec. 9, 1977 in Lincoln the Huskers beat Creighton 65-58. It was the first time the two teams had played since 1932.

1978-79 SCHEDULE

Date	Opponent	Date	Opponent
Nov. 25	Oregon State	Jan. 20	Indiana State
Nov. 28	St. Francis	Jan. 25	at Southern Illinois
Dec. 1	Iowa State	Jan. 27	at Indiana State
Dec. 5	UNO	Jan. 29	Marquette
Dec. 9	Nebraska	Feb. 3	New Mexico State
Dec. 18	at St. Mary's College	Feb. 5	Southern Illinois
Dec. 19	at California State-Fullerton	Feb. 8	at Tulsa
Dec. 28	at Cleveland State	Feb. 10	at Wichita State
Dec. 30	at DePaul	Feb. 15	Bradley
Jan. 4	Wichita State	Feb. 17	Drake
Jan. 6	Tulsa	Feb. 22	at West Texas State
Jan. 13	at Drake	Feb. 24	at New Mexico State
Jan. 15	at Bradley	Feb. 26-28	Missouri Valley
Jan. 18	West Texas State	Mar. 2-4	Conference Tournament



CALIFORNIA-SACRAMENTO

Dec. 13, 1978—7:35 p.m. CST—NU Sports Complex—Lincoln, Neb.

School Location: Sacramento, Calif.
Home Court (Capacity): South Gym (3,000)
Nickname: Hornets
Colors: Green and Gold
Enrollment: 20,100
Conference: Far Western
President: Dr. W. Lloyds Johns
Athletic Director: Stan Wright
Head Coach Elmo Slider: Enters his first full year as the head coach at Cal-Sacramento.
Best Time For Media To Reach Coach: Week-days, Noon-3 p.m. PST
Basketball Office Phone: 454-6133
Assistant Coaches: Jesse Stuart, Mike Shadroui
Sports Information Director: Mike Faucett (Home: 371-3934)

1977-78 Record: Overall 13-14; Far Western 8-4

Returning Lettermen (3): Ted Borum (G, 6-1, Sr., 10.9 ppg); Don Opdyke (F, 6-3, Sr., 3.6 ppg); Steve Nunes (G, 6-0, Sr., 2.5 ppg).

Lettermen Lost (5): Nate Robinson (F, 6-5, 19.9 ppg); Jim Donovan (F, 6-3, 7.2 ppg); Andrew McDuffie (C, 6-9, 6.4 ppg); Byron Williams (G, 5-10, 16.7 ppg); Dave Essman (F, 6-5, 5.5 ppg).

Newcomers To Watch: Ricky Green (F, 6-6, Jr.); Ricky Patterson (F, 6-6, Jr.)

Series History: This will be the first meeting between the two schools.

1978-79 SCHEDULE

Date	Opponent	Date	Opponent
Nov. 24	at Fresno State	Jan. 6	Stanislaus
Nov. 25	at Bakersfield	Jan. 13	San Francisco State
Nov. 29	at Oregon	Jan. 19	at CSU-Chico
Dec. 2	Fresno State	Jan. 20	at Humboldt State
Dec. 7	at Northridge	Jan. 24	Athletes in Action
Dec. 8	at Los Angeles State	Jan. 30	Alumni Game
Dec. 9	at San Francisco	Feb. 2	at Hayward
Dec. 11	at Missouri	Feb. 3	at California-Davis
Dec. 13	at Nebraska	Feb. 9	at San Francisco State
Dec. 16	Cal Poly.	Feb. 16	California-Davis
Dec. 19	Santa Fe	Feb. 17	Hayward
Dec. 20	Western Washington State	Feb. 20	at Stanislaus
Dec. 29-30	at Rogue River Classic	Feb. 23	Humboldt State
		Feb. 24	CSU-Chico

MISSISSIPPI

Dec. 16, 1978—8:00 p.m. CST—Mississippi Coast Coliseum and Convention Center—Biloxi, Miss.



BOB WELTLICH
Head Coach

School Location: University, Miss. 38677
Home Court (Capacity): Tad Smith Coliseum (8,400)

Playing Site (Capacity): Mississippi Coast Coliseum and Convention Center (8,000)

Nickname: Old Miss Rebels

Colors: Cardinal Red and Navy Blue

Enrollment: 10,100

Conference: Southeastern

Chancellor: Dr. Porter L. Fortune, Jr.

Athletic Director: Warner Alford

Head Coach Bob Weltlich: Begins his third season at Ole Miss. His two year school and career mark is 21-33.

Best Time For Media To Reach Coach: Week-days 9:30-11 a.m. CST (Through SID Office)

Basketball Office Phone: 601-232-7241

Assistant Coaches: Ronnie Robinson, Joe Kyles

Sports Information Director: Ralph Carpenter

(Office: 601-232-7241; Home: 601-234-8904)
Associate Sports Information Director: Brooks Tinsley (Home: 601-234-5220).



JOHN STROUD
Forward

1977-78 Record: Overall 10-17; Southeastern 5-13 (9th place tie)

Returning Lettermen (8): JOHN STROUD (F, 6-7, Jr., 18.3 ppg, 8.5 rpg); ELSTON TURNER (F, 6-5, So., 9.96 ppg, 7.8 rpg); KIM BENSON (C, 6-9, Sr., 5.2 ppg, 4.2 rpg); HENRY JACKSON (G, 5-11, Sr., 3.2 ppg, 2.0 rpg); Chris Barrett (G, 6-4, So., 6.5 ppg, 1.4 rpg); Tom Warda (F, 6-5, Jr., 5.1 ppg, 1.5 rpg); Bob Patterson (C, 6-11, Jr., 0.7 ppg, 0.4 rpg); Norman Miller (F, So., 6-7, 2.4 ppg, 2.2 rpg).

Lettermen Lost (1): JOE KYLES (G, 5-11, 13.8 ppg, 4.2 rpg).

(STARTERS ARE CAPITALIZED; ppg—points per game; rpg—rebounds per game).

Newcomers To Watch: Sean Tuohy (G, 6-1, Fr.); Tim Thomas (F-C, 6-6, Fr.); Stanley Malcolm (G, 6-2, Fr.)

Series History: Nebraska leads the Husker-Rebel series 1-0. On Dec. 17, 1977 in Lincoln, the Huskers defeated Ole Miss 80-70.

1978-79 SCHEDULE

Date	Opponent	Date	Opponent
Nov. 14	The Australians	Jan. 13	Auburn
Nov. 29	at NC-Charlotte	Jan. 15	Florida
Dec. 4	Bowling Green	Jan. 20	LSU
Dec. 9	Alabama-Birmingham	Jan. 24	Georgia
Dec. 16	Nebraska at Biloxi	Jan. 27	at Tennessee
Dec. 19	Arkansas at Memphis	Jan. 29	at Georgia
Dec. 22-23	Illinois State Tourney (Illinois St., No. Illinois Loyola of Chicago, Ole Miss)	Feb. 3	Vanderbilt
Dec. 26	at Memphis St.	Feb. 5	Kentucky
Jan. 3	Tennessee	Feb. 8	at Alabama
Jan. 6	at Vanderbilt	Feb. 10	at Auburn
Jan. 8	at Kentucky	Feb. 12	at Florida
Jan. 11	at Mississippi St.	Feb. 17	at LSU
		Feb. 22	Mississippi St.
		Feb. 24	Alabama



THIRD ANNUAL

REBEL ROUNDUP PAIRINGS

Dec. 22-23, 1978—Las Vegas Convention Center—Las Vegas, Nev.

NEBRASKA

Fri., Dec. 22
7 p.m. PST

California—Santa Barbara

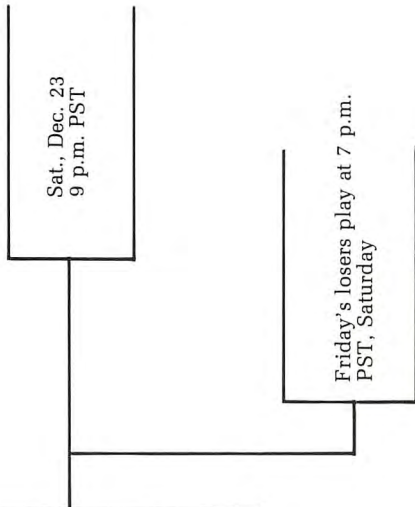
Middle Tennessee State

Fri., Dec. 22
9 p.m. PST

Nevada—Las Vegas

Sat., Dec. 23
9 p.m. PST

Friday's losers play at 7 p.m.
PST, Saturday



NEBRASKA



JOE CIPRIANO
Head Coach

School Location: Lincoln, Neb. 68588
Home Court (Capacity): NU Sports Complex (15,000)

Nickname: Cornhuskers
Colors: Scarlet and Cream

Enrollment: 22,256

Conference: Big 8

Chancellor: Dr. Roy A. Young

Athletic Director: Bob Devaney

Head Coach Joe Cipriano: Enters his 16th season at Nebraska. Dean of Big 8 coaches, in 15 years at NU he is 222-170. In 18 years of major college coaching he is 264-206.

Best Time For Media To Reach Coach: Weekdays, 11:30 a.m.-Noon, CST

Basketball Office Phone: 402-472-2265

Assistant Coaches: Moe Iba, Tom Baack, Ron Stewart

Sports Information Director: Don Bryant (Office: 402-472-2263; Home: 402-423-6563).

Assistant Sports Information Director: Bill Bennett (Home: 402-423-1415).



BRIAN BANKS
Guard

1977-78 Record: Overall 22-8; Big 8 9-5 (2nd place tie)

Returning Lettermen (8): CARL McPIPE (C, 6-8, Sr., 15.3 ppg, 7.9 rpg); BRIAN BANKS (G, 6-0, Sr. 14.0 ppg, 2.8 rpg); BOB MOORE (G, 6-3, Sr., 7.0 ppg, 2.0 rpg); CURT HEDBERG (F, 6-8, Sr., 6.8 ppg, 4.1 rpg); MIKE NADERER (G, 6-0, So., 4.9 ppg, 0.9 rpg); Andre Smith (C-F, 6-7, So., 9.3 ppg, 4.8 rpg); Gerard Myrthil (G, 6-3, So., 3.3 ppg, 1.2 rpg); Mark McVicker (F, 6-7, Jr., 1.7 ppg, 1.0 rpg).

Lettermen Lost (3): TERRY NOVAK (F, 6-4, 6.7 ppg, 3.9 rpg); Sil Despot (F, 6-7, 1.9 ppg, 1.1 rpg); John Ploetz (C, 6-8, 1.6 ppg, 2.2 rpg).

(STARTERS ARE CAPITALIZED; ppg—points per game; rpg—rebounds per game).

Newcomers To Watch: Ray Collins (G, 6-3, Fr.); Bill Cunningham (F, 6-5, Fr.); Sammy Curran (F, 6-7, Fr.); Eric Eckelman (F, 6-5, Fr.); Jack Moore (G, 5-9, Fr.); Jerry Shoecraft (F, 6-6, Fr.); Byron Williams (G-F, 6-5, So.).

1978-79 SCHEDULE

Date	Opponent	Date	Opponent
Nov. 24	at Alabama-Birmingham	Jan. 24	Oklahoma
Nov. 25	Arkansas Tech	Jan. 27	Kansas
Nov. 28	Minnesota	Jan. 31	at Oklahoma State
Dec. 2	Purdue	Feb. 3	Colorado
Dec. 9	at Creighton	Feb. 7	at Kansas State
Dec. 13	Cal State-Sacramento	Feb. 10	Iowa State
Dec. 16	at Mississippi	Feb. 14	at Oklahoma
Dec. 22-23	at Nevada-Las Vegas Tournament (UNLV, NU, Cal-Santa Barbara, Middle Tennessee St.)	Feb. 17	Missouri
Dec. 27-30	Big 8 Presason Tournament (Kansas City)	Feb. 21	at Kansas
Jan. 6	at Iowa State	Feb. 24	Oklahoma State
Jan. 13	at Colorado	Feb. 27	Big 8 Postseason Playoff (Campus Sites—First Round)
Jan. 17	Kansas State	Mar. 2	Semifinals Big 8 Postseason Playoff (Kansas City)
Jan. 20	at Missouri	Mar. 3	Final—Big 8 Postseason Playoff (Kansas City)



CALIFORNIA-SANTA BARBARA

REBEL ROUND-UP

Dec. 22, 1978—7:00 p.m. PST—Las Vegas Convention Center—Las Vegas, Nevada



ED DE LACY
Head Coach

School Location: Santa Barbara, California
93107

Home Court (Capacity): Robertson Gym (3,100)

Nickname: Gauchos

Colors: Blue and Gold

Enrollment: 14,400

Conference: Pacific Coast Athletic Assoc.

Chancellor: Dr. Robert A. Huttenback

Athletic Director: Dr. Al E. Negretti

Head Coach Ed De Lacy: Begins his first year as the Gauchos coach.

Best Time For Media To Reach Coach: Weekday mornings (PST)

Basketball Office Phone: 805-961-2141

Assistant Coaches: Mark Barwigk, Andy Hill

Sports Information Director: Bob Vazquez (Office: 805-961-3428; Home: 805-968-2381)

Assistant Sports Information Director: Beth McCampbell (Home: 805-966-9353)



MATT MADEROS
Guard

1977-78 Record: Overall 8-19; PCAA 3-11 (Seventh Place)

Returning Lettermen (4): MATT MADEROS (G, 6-5, Sr., 16.1 ppg, 2.1 rpg); JEFF PERRY (G, 6-0, Sr., 8.6 ppg, 2.1 rpg); Greg Howard (F, 6-7, So., 2.5 ppg, 3.3 rpg); Wayne Stevenson (F, 6-7, Sr., 8.6 ppg, 5.6 rpg).

Lettermen Lost (3): PETE ARONCHICK (F, 6-7, 15.0 ppg, 6.0 rpg); TOM FLAVIN (F, 6-8, 10.3 ppg, 6.1 rpg); RICHARD RIDGWAY (G, 6-4, 8.1 ppg, 3.0 rpg).

(STARTERS ARE CAPITALIZED; ppg—points per game; rpg—rebounds per game).

Newcomers To Watch: Robbie Robinson (F, 6-7, Jr.); Steve Parrott (F, 6-6, Jr.); Anthony Sheen (G, 6-5, Fr.); Jerry Ocasio (G, 6-0, Jr.); Richard Anderson (F, 6-9, Fr.)

Series History: Nebraska and California-Santa Barbara have never played.

1978-79 SCHEDULE

Date	Opponent	Date	Opponent
Nov. 25	San Francisco	Jan. 13	UC Irvine
Nov. 27	Boise State	Jan. 18	at San Jose State
Dec. 1	at Pepperdine	Jan. 20	at Utah State
Dec. 2	at Stanford	Jan. 23	Pepperdine
Dec. 9	Westmont	Jan. 25	Cal State-Long Beach
Dec. 16	at Loyola	Jan. 27	at Cal State-Long Beach
Dec. 18	Illinois Wesleyan	Feb. 1	Fresno State
Dec. 21-22	at Rebel Roundup—Las Vegas (Middle Tennessee State, Nebraska, Nevada-Las Vegas)	Feb. 3	at Pacific
Dec. 29-30	UCSB Invitational (UC-Irvine, Puget Sound, San Diego)	Feb. 10	at Fresno State
Jan. 11	Cal State-Fullerton	Feb. 15	San Jose State
		Feb. 17	Utah State
		Feb. 22	at UC Irvine
		Feb. 24	at Cal State-Fullerton
		Feb. 26	PCAA Finals
		Mar. 3	



MIDDLE TENNESSEE STATE

REBEL ROUNDUP

Dec. 22-23, 1978—Las Vegas Convention Center—Las Vegas, Nev.



JIMMY EARLE
Head Coach

School Location: Murfreesboro, Tenn. 37132
Home Court (Capacity): Murphy Center (11,600)
Nickname: Blue Raiders
Colors: Blue and White
Enrollment: 10,300
Conference: Ohio Valley
President: Dr. M. G. Scarlett
Athletic Director: Charles (Bubber) Murphy
Head Coach Jimmy Earle: Begins his 10th year at MTS. His nine year school and career mark is 148-92.
Best Time For Media To Reach Coach: Weekdays, 8 a.m.-Noon CST
Basketball Office Phone: 615-898-2120
Assistant Coaches: Stan Simpson and Jan Stauffer
Sports Information Director: Jim Freeman (Office: 615-898-2450; home: 615-893-7344).



GREG JOYNER
Forward

1977-78 Record: Overall 18-8; Ohio Valley 10-4 (1st place tie)

Returning Lettermen (7): GREG JOYNER (F, 6-7, Sr., 18.0 ppg, 6.7 rpg); LEROY COLEMAN (F, 6-4, Jr., 5.0 ppg, 2.7 rpg); GREG ARMSTRONG (G, 6-2, Sr., 3.8 ppg, 1.7 rpg); Jimmy Riley (F, 6-6, Sr., 4.6 ppg, 2.1 rpg); Curtis Fitts (G, 6-2, So., 1.9 ppg, 0.8 rpg); John Sauer (C, 6-9, Sr., 1.7 ppg, 2.0 rpg); Derek Render (G, 6-6, Jr., 4.0 ppg, 0.0 rpg).

Lettermen Lost (6): SLEEPY TAYLOR (G, 6-4, 18.0 ppg, 4.8 rpg); BOB MARTIN (C, 6-7, 12.2 ppg, 7.8 rpg); JULIUS BROWN (G-F, 6-4, 7.9 ppg, 2.4 rpg); Sam Burrell (G, 6-1, 2.4 ppg, 0.5 rpg); Clint Dennison (F, 6-8, 1.3 ppg, 1.8 rpg); Robert Culley (G, 6-1, 0.7 ppg, 0.5 rpg).

(STARTERS ARE CAPITALIZED; ppg—points per game; rpg—rebounds per game).

Newcomers To Watch: Jerry Beck (F, 6-7, So.); Chris Harris (F, 6-5, Fr.); Mike Frost (C, 6-10, Fr.).

Series History: If Nebraska and Middle Tennessee State meet in the Rebel Roundup, it will be the teams second meeting. MTS leads the series 1-0.

1978-79 SCHEDULE

Date	Opponent	Date	Opponent
Nov. 30	North Carolina Central	Jan. 8	Eastern Kentucky
Dec. 2	Georgia College	Jan. 13	at Tennessee Tech
Dec. 5	at Alabama—Birmingham	Jan. 20	at Austin Peay
Dec. 7	Pikeville College	Jan. 22	Murray State
Dec. 9	at Mississippi State	Jan. 27	at Western Kentucky
Dec. 11	Tennessee State	Feb. 3	at Eastern Kentucky
Dec. 18	McNeese State	Feb. 5	at Morehead State
Dec. 20	Central Arkansas	Feb. 8	Mercer
Dec. 22-23	at Rebel Roundup	Feb. 10	Tennessee Tech
	(MTSU, Nevada-Las Vegas,	Feb. 14	at Mercer
	Nebraska, Cal—Santa Barbara)	Feb. 17	at Murray State
Dec. 30	David Lipscomb College	Feb. 19	Austin Peay
Jan. 2	UNC-Asheville	Feb. 24	Western Kentucky
Jan. 6	Morehead State	Mar. 2-3	Ohio Valley Conference Tournament



NEVADA-LAS VEGAS

REBEL ROUNDUP

Dec. 22-23, 1978—Las Vegas Convention Center—Las Vegas, Nev.



JERRY TARKANIAN
Head Coach

School Location: Las Vegas, Nev. 89154
Home Court (Capacity): Las Vegas Convention Center (6,352)
Nickname: Runnin' Rebels
Colors: Scarlet and Gray
Enrollment: 9,100
Conference: Independent
President: Brock Dixon
Athletic Director: Bill Ireland
Head Coach Jerry Tarkanian: Enters his sixth year at UNLV with a school mark of 122-24. In 1977, Tarkanian took UNLV to the NCAA final four. In 10 years of college coaching, he is 244-44.
Best Time For Media To Reach Coach: 10 a.m. PST
Basketball Office Phone: 702-739-3244
Assistant Coaches: Ralph Readout, George McQuarn, Jim Long
Sports Information Director: Dominic Clark (Office: 702-739-3207; Home: 702-870-6987)
Assistant Sports Information Directors: Linda Lehman, Joe Hawk



TONY SMITH
Guard

1977-78 Record: Overall 20-8

Returning Lettermen (7): TONY SMITH (G, 6-2, Sr., 16.5 ppg, 1.7 rpg); EARL EVANS (F, 6-8, Sr., 15.8 ppg, 10.2 rpg); GERALD SIMS (G, 6-5, Sr., 7.5 ppg, 2.0 rpg); Manual Johnson (C, 6-8, So., 1.7 ppg, 2.2 rpg); Sam Copeland (F, 6-4, Sr., 2.4 ppg, 1.4 rpg); Eddie McCleod (F, 6-8, Sr., 4.0 ppg, 3.7 rpg); Steve Burgess (G, 6-3, Jr., 0.0 ppg, 2.0 rpg).

Lettermen Lost (4): REGGIE THEUS (G, 6-7, Jr., 19.0 ppg, 6.8 rpg); JACKIE ROBISON (F, 6-6, Sr., 16.0 ppg, 9.0 rpg); Mike Milke (G, 6-3, Sr., 1.2 ppg, 0.7 rpg); Matt Porter (F, 6-5, Sr., 0.3 ppg, 1.0 rpg). (STARTERS ARE CAPITALIZED; ppg—points per game; rpg—rebounds per game).

Newcomers To Watch: Brett Vroman (C, 7-0, Sr.); Flintie Williams (G, 6-3, Jr.)

Series History: If Nebraska and UNLV were to meet in the Rebel Roundup, it would be the first meeting between the two schools.

1978-79 Schedule

Date	Opponent	Date	Opponent
Nov. 25	Stetson	Jan. 12	at Colorado State
Dec. 2	San Francisco	Jan. 13	at Wyoming
Dec. 4	Maryland	Jan. 19	at Hawaii
Dec. 12	Cal State-Northridge	Jan. 20	at Hawaii
Dec. 15-16	at Golden Gate Invitational (San Francisco, UNLV, Pacific, Texas A&M)	Jan. 26	Texas-El Paso
Dec. 19	Arizona	Jan. 27	New Mexico
Dec. 22-23	Rebel Roundup (UNLV, California-Santa Barbara, Nebraska, Middle Tennessee State)	Jan. 30	Iona
Dec. 29-30	Las Vegas Holiday Classic (UNLV, Loyola Marymount, Baylor, Temple)	Feb. 4	Wyoming
Jan. 4	at San Diego State	Feb. 10	at Idaho State
Jan. 6	at Utah	Feb. 16	San Diego State
Jan. 9	Wichita State	Feb. 19	Utah
		Feb. 23	at New Mexico
		Feb. 24	at Texas-El Paso
		Mar. 4	Marquette
		Mar. 6	Colorado State
		Mar. 8	at Athletes In Action



OPPONENTS 1977-78 RESULTS

ARKANSAS TECH 1977-78 RESULTS

Arkansas Tech	Opponents
93	NE Oklahoma 72
77	Louisiana College 67
63	East Texas State 71
73	Jackson State 102
67	Arkansas College 75
60	Central Arkansas 71
54	Henderson State 68
63	NE Oklahoma 69
76	UA-Monticello 58
85	College of the Ozarks (OT) 80
63	Ouachita Baptist 68
67	Harding College 69
62	Hendrix College 72
80	Arkansas College 65
56	Central Arkansas 66
69	Henderson State 86
76	UA-Monticello 70
77	Southern Arkansas 82
68	College of the Ozarks 66
54	Ouachita Baptist 60
45	Southern Arkansas 65
72	Harding College 81
69	Hendrix College 84

MINNESOTA 1977-78 RESULTS

Minnesota	Opponent
55	S. Carolina 62 (A)
61	East Kentucky 59 (H)
66	Chicago-Loyola 70 (A)
44	Marquette 61 (H)
49	Nebraska 63 (H)
75	South Florida 61 (A)
66	Air Force 50 (H)
88	Florida State 74 (H)
83	Michigan State 87 (A)
65	Michigan 69 (A)
75	Indiana 62 (H)
72	Ohio State 47 (H)
70	Illinois 66 (H)
61	Wisconsin 51 (A)
64	Purdue 72 (A)
69	Northwestern 58 (A)
82	Iowa 71 (H)
80	Northwestern 69 (H)
64	Wisconsin 55 (H)
78	Iowa 65 (A)
75	Illinois 69 (A)
79	Purdue 72 (H)
72	Louisville 71 (H)
87	Ohio State 94 (A)
47	Indiana 68 (A)
84	Michigan 78 (H)
70	Michigan State 71 (H)

PURDUE 1977-78 RESULTS

Purdue	Opponent
90	Xavier 82 (H)
63	Indiana St. 91 (A)
82	Alabama 65 (H)
76	Arizona St. 75 (A)
80	Arizona 78 (A)
66	Louisville 68 (A)
80	Miami, O.—OT 84 (H)
91	Pittsburgh 80 (A)
84	San Diego St. 91 (A)
95	Illinois 85 (H)
87	Northwestern 62 (H)
79	Wisconsin 70 (A)
60	Iowa 66 (A)
51	Michigan St. 60 (A)
77	Indiana 67 (H)
72	Minnesota 64 (H)
80	Michigan 65 (A)
71	Ohio St. 69 (H)
75	Michigan 66 (H)
64	Indiana 85 (A)
77	Ohio State 91 (A)
99	Michigan St. 80 (H)
72	Minnesota 79 (A)
82	Iowa 69 (H)
87	Wisconsin 78 (H)
71	Northwestern 80 (A)
66	Illinois 67 (A)

CREIGHTON 1977-78 RESULTS

Creighton	Opponent
95	Carroll College 66 (H)
70	UNO 58 (H)
63	Loyola 55 (H)
58	Nebraska 65 (A)
71	Montana 67 (A)
87	Southwestern Louisiana 94 (A)
71	Wichita State 70 (A)
78	Tulsa 58 (H)
56	New Mexico State 78 (A)
64	West Texas State (OT) 60 (A)
94	Cleveland State 63 (H)
87	Drake 77 (H)
69	Southern Illinois 76 (H)
99	Bradley 103 (A)
72	Indiana State 64 (A)
84	New Mexico State 70 (H)
82	DePaul (3-OT) 85 (H)
86	Bradley 74 (H)
57	Marquette 82 (A)
80	Wichita State 76 (H)
71	Drake 63 (A)
72	West Texas State 51 (H)
89	Indiana State 57 (H)
73	Air Force 64 (A)
77	Tulsa 85 (A)
62	Southern Illinois 56 (A)
	MVC Championship
54	Indiana State 52 (H)
	NCAA Midwest Regional (first round)
78	DePaul 80

MISSISSIPPI
1977-78 RESULTS

Mississippi	Opponent	
62	Notre Dame	111 (A)
81	North Carolina-Charlotte	64 (H)
79	Tulane	77 (H)
81	Samford	68 (A)
90	Jacksonville	73 (H)
53	Middle Tennessee State	61 (H)
70	Nebraska	80 (A)
67	Memphis State	70 (A)
64	Southern Mississippi	60 (A)
62	Alabama	65 (A)
48	Mississippi State	73 (A)
73	Tennessee	68 (H)
75	Georgia	63 (H)
63	Vanderbilt	66 (A)
56	Kentucky	76 (A)
84	Auburn	75 (H)
56	Florida	61 (H)
81	LSU	74 (H)
67	Tennessee	85 (A)
56	Georgia	57 (A)
61	Vanderbilt	57 (H)
52	Kentucky	64 (H)
67	Auburn	92 (A)
63	Florida	80 (A)
75	LSU	94 (A)
63	Alabama	66 (H)
61	Mississippi State	60 (H)

NEBRASKA
1977-78 RESULTS

Nebraska	Opponent	
61	Mo. So. St.	54 (H)
65	Creighton	58 (H)
74	South Dakota	64 (H)
67	Nevada-Reno	50 (H)
69	California-Davis	64 (H)
80	Mississippi	70 (H)
63	Minnesota	49 (A)
73	Western Illinois	72 (A)
104	Montana St.	60 (H)
70	Oklahoma State*	58 (A)
60	Kansas State*	69 (A)
75	Oklahoma*	68 (A)
77	Kansas State	63 (A)
64	Colorado	73 (A)
59	Iowa State	65 (H)
78	Oklahoma	64 (A)
56	Missouri	55 (H)
62	Kansas	58 (H)
63	Oklahoma State (TV)	57 (H)
86	Colorado	75 (H)
62	Iowa State	56 (A)
63	Kansas State	50 (H)
52	Missouri	74 (A)
68	Oklahoma	74 (H)
70	Kansas	75 (A)
67	Oklahoma State	56 (A)
71	Oklahoma State**	63 (H)
58	Missouri**	61 (A)
67	Utah St.†	66 (H)
48	Texas†	67 (A)

*Big 8 Preseason Tournament at Kansas City (NU placed 3rd).

**Big 8 Postseason Tournament in Kansas City (NU lost in Semis to Missouri).

CALIF.-SANTA BARBARA
1977-78 RESULTS

UCSB	Opponent	
93	Missouri Western	72
102	Doane College	83
77	Stanford	76
77	Boise State	91
57	USF (OT)	63
55	UCLA	71
68	Idaho State	100
67	Loyola (LA)	74
68	Santa Clara	94
58	Seattle	55
85	UNLV	94
84	Illinois State	69
54	Fullerton	56
53	Fresno	73
75	Pacific	78
70	San Jose	67
65	Long Beach	72
56	San Diego	80
78	Irvine	76
65	Irvine	68
71	San Diego	87
74	Long Beach	73
66	San Jose	68
57	Pacific	74
31	Fresno	41
67	Fullerton	85
70	San Diego State	96

MIDDLE TENNESSEE STATE
1977-78 RESULTS

Middle Tennessee State	Opponent	
55	Oral Roberts	58
79	Athens College	68
92	Georgia College	54
79	Georgia Southwestern	58
61	Mississippi	53
74	UNC-Asheville	62
51	Michigan State	72
61	Pepperdine	68
77	Bucknell	65
81	Culver-Stockton	34
84	Urbana College	48
92	Morehead State	59
93	Eastern Kentucky	86
60	Tennessee Tech	65
68	East Tennessee	61
62	Austin Peay	64
78	Murray State	77
98	Western Kentucky	69
74	Eastern Kentucky (OT)	73
37	Morehead State	36
57	Tennessee Tech	51
62	East Tennessee	53
57	Murray State	56
72	Austin Peay	80
78	Western Kentucky	87
61	Austin Peay*	66

*OVC Tournament

†National Invitational Tournament (Lost in 2nd Round to Texas at Austin).

OPPONENTS 1977-78 RESULTS (Cont.)

NEVADA-LAS VEGAS 1977-78 RESULTS

UNLV	Opponents	UNLV	Opponents
85	NW Louisiana State	80	(H)
78	Pepperdine University	75	(A)
91	Bradley University	90	(H)
117	Pepperdine University	90	(H)
101	San Diego State	95	(H)
104	Univ of Tulsa (2-OT)	103	(H)
77	Univ of Nevada-Reno	64	(H)
89	Lamar University	88	(H)
101	Loyola Marymount Univ	84	(H)
101	Northwestern University	95	(H)
85	University of Iowa	84	(H)
91	Gonzaga University	68	(H)
94	Univ Cal-Santa Barbara	85	(H)
83	Cal State, Northridge	72	(H)
98	Univ of New Mexico	102	(H)
94	Illinois State Univ	92	(H)
81	Marquette University	97	(A)
76	Univ of New Mexico	89	(A)
83	Wichita State Univ.	87	(A)
89	University of Arizona	114	(A)
68	University of Maryland	81	(A)
80	Arkansas State Univ	70	(H)
82	Pan American Univ	80	(H)
84	Portland State Univ	89	(H)
94	University of Hawaii	76	(A)
77	University of Hawaii	64	(A)
100	St. Mary's (2-OT)	98	(H)
70	University of Kentucky	92	(A)

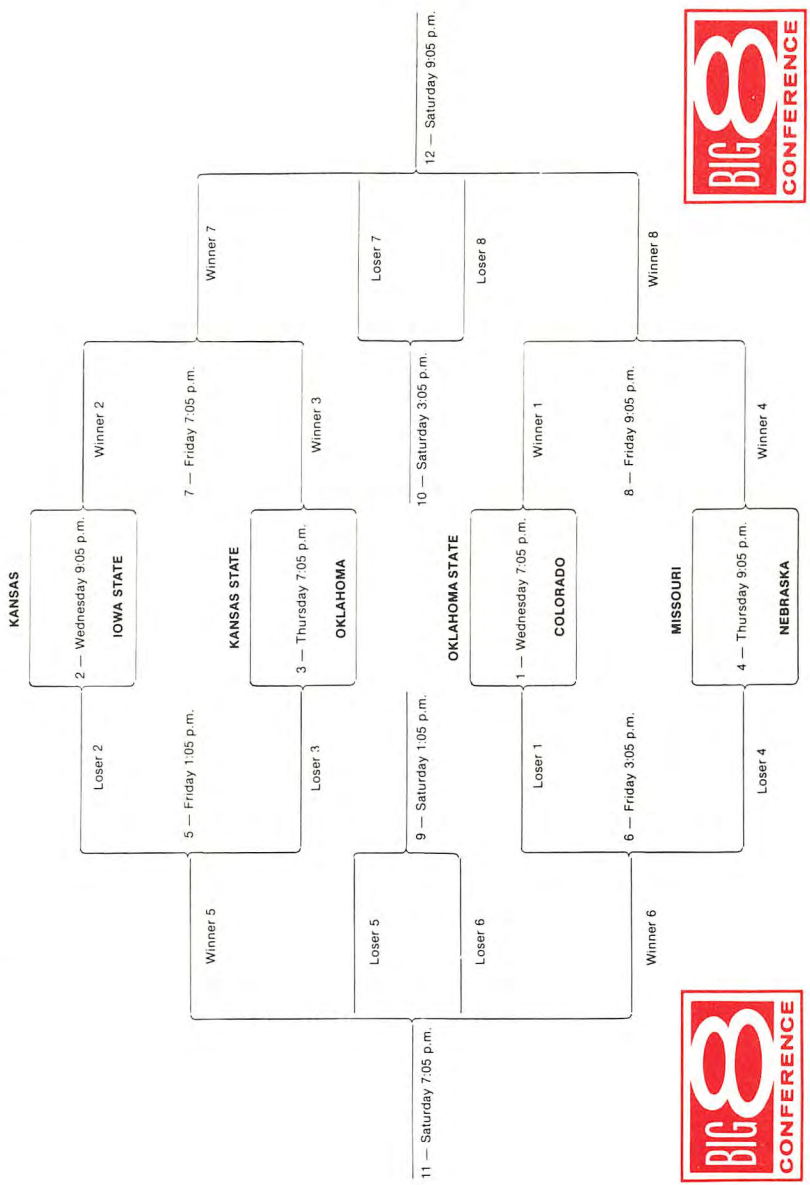
Kansas City's Kemper Arena

Site of the Big 8 Preseason and Postseason Tournament



1978 Big Eight Holiday Basketball Tournament Bracket

The Annual Classic December 27-28-29-30 Kemper Arena, Kansas City, Missouri



Big 8 Preseason Tournament Enters Final Year This Season

Because of a decision by the Big 8 Conference athletic directors, basketball coaches and faculty representatives, 1978 will be the final year for the Big 8 Preseason Basketball Tournament, held this season from Dec. 27-30 at Kansas City's Kemper Arena.

The Preseason Tournament will end with its 33rd annual affair. The first champion was Southern Methodist in 1946 and in 1977, the title was won by Kansas.

Big 8 Preseason Tournament Champions

1946 Southern Methodist	1957 Kansas	1968 Kansas
1947 Kansas State	1958 Kansas State	1969 Oklahoma
1948 Oklahoma	1959 Iowa State	1970 Kansas
1949 Missouri	1960 Kansas State	1971 Missouri
1950 Kansas State	1961 Kansas State	1972 Missouri
1951 Kansas	1962 Kansas	1973 Missouri
1952 Kansas State	1963 Kansas State	1974 Kansas
1953 Kansas	1964 Kansas	1975 Missouri
1954 Missouri	1965 Kansas	1976 Missouri
1955 Iowa State	1966 Kansas	1977 Kansas
1956 Kansas	1967 Nebraska	


BIG 8 POST-SEASON TOURNAMENT BEGINS ITS THIRD YEAR THIS SEASON

The Big Eight Conference's post-season tournament goes into its third year to decide the conference's representative to the NCAA Championships in 1978-79. The tournament will be a single-elimination play-off system to be conducted at the close of the regular season. The first round play-off games will be played on the campus of the first-division teams with the semifinals and final to be played in Kansas City at Kemper Arena. If there is a tie at the conclusion of the regular season, the first-round site and/or pairings will be determined by the Commissioner on the basis of regular-season competition between the teams involved. Pairings for the post-season affair are to be made on the basis of standings at the conclusion of the regular season, with the first place team playing the eighth place squad; number two vs. number seven, etc. Teams one, four, five and eight will make up one bracket with the other bracket consisting of the four remaining teams. The first round playoffs for this season are scheduled for February 27, 1979. The semi-finals and final are slated for March 2-3.

Big 8 Postseason Tournament Champions

1977—Kansas State

1978—Missouri.



THE BIG EIGHT

IOWA STATE

(NBC-TV's Game of the Day)

Jan. 6, 1979—12:40 p.m. CST—Hilton Coliseum—Ames, Iowa

Feb. 10, 1979—7:35 p.m. CST—NU Sports Complex—Lincoln, Neb.



LYNN NANCE
Head Coach

School Location: Ames, Iowa 50011
Home Court (Capacity): Hilton Coliseum
(14,000)

Nickname: Cyclones
Colors: Cardinal and Gold
Enrollment: 23,000

Conference: Big 8
President: Dr. W. Robert Parks


Athletic Director: Lou McCullough
Head Coach Lynn Nance: Enters his third year as head coach of the Cyclones. His school and career mark is 22-32.

Best Time For Media To Reach Coach: Weekdays; 1-2 p.m. CST

Basketball Office Phone: 515-294-8232
Assistant Coaches: Rick Samuels, Reggie Warford

Sports Information Director: Tom Starr (Office: 515-294-3372; Home: 515-232-6064)

Assistant Sports Information Director: Harry Burrell (Home: 515-292-4139)



DEAN UTHOFF
Center

1977-78 Record: Overall 14-13; Big 8 9-5 (2nd place tie)

Returning Lettermen (10): ANDREW PARKER, (G, 6-5, Sr., 22.4 ppg, 4.8 rpg); BOB FOWLER (F, 6-5, Jr., 14.4 ppg, 4.4 rpg); DEAN UTHOFF (C, 6-11, Jr., 2.9 ppg, 4.0 rpg); CHARLES HARRIS (G, 6-2, So., 4.8 ppg, 2.4 rpg); Chuck Harmison (F-C, 6-9, Jr., 6.7 ppg, 5.3 rpg); Jon Ness (G, 6-2, So., 3.9 ppg, 0.8 rpg); John Tillo (G, 6-4, Jr., 2.2 ppg, 1.4 rpg); Carlton Evans (G, 6-1, Sr., 2.2 ppg, 1.4 rpg); Joe Gideon (G, 6-3, So., 0.3 ppg, 0.2 rpg); Ivan Gruhl (C, 6-9, So., 0.0 ppg, 0.3 rpg).

Lettermen Lost (5): STEVE BURGASON (F, 6-6, 3.9 ppg, 4.0 rpg); Leonard Allen (G, 6-4, 18.0 ppg, 5.0 rpg); Jamie Lilly (G, 6-4, 1.3 ppg, 0.1 rpg); Ricky Byrdsong (F, 6-6, 0.4 ppg, 0.4 rpg); Mark West (F, 6-8, 0.7 ppg, 0.3 rpg).

(STARTERS ARE CAPITALIZED; ppg—points per game; rpg—rebounds per game).

Newcomers To Watch: Bill Buchanan (F, 6-6, Jr.); Eric Davis (G, 6-3, Fr.); Robert Estes (F, 6-6, Fr.); John Kunnert (F, 6-6, Fr.); Chuckie White (G, 6-4, Fr.)

Series History: Nebraska leads the NU-ISU series 97-67. Last year, the two teams played twice: Jan. 14, 1978 in Lincoln, ISU 65-NU 59 and Feb. 4, 1978 in Ames, NU 62-ISU 58.

1978-79 SCHEDULE

Date	Opponent	Date	Opponent
Nov. 24	Northeastern Illinois	Jan. 13	at Kansas State
Dec. 1	at Creighton	Jan. 17	Colorado
Dec. 4	Drake	Jan. 20	Oklahoma State
Dec. 7	San Jose	Jan. 24	at Kansas
Dec. 11	at Iowa	Jan. 27	at Oklahoma
Dec. 16	Northwest Missouri	Jan. 31	Missouri
Dec. 18	at Mississippi State	Feb. 3	Kansas State
Dec. 20	at Alabama-Birmingham	Feb. 7	at Colorado
Dec. 27-30	Big Eight Preseason Tournament (Kansas City)	Feb. 10	at Nebraska
Jan. 3	Mankato State	Feb. 14	Kansas
Jan. 6	Nebraska	Feb. 17	at Oklahoma State
		Feb. 21	Oklahoma
		Feb. 24	at Missouri



COLORADO

Jan. 13, 1979—7:35 p.m. MST—Balch Field House—Boulder, Colo.

Feb. 3, 1979—7:35 p.m. CST—NU Sports Complex—Lincoln, Neb.

School Location: Boulder, Colo. 80209
Home Court (Capacity): Balch Fieldhouse (4,000)
Nickname: Buffs, Golden Buffaloes
Colors: Silver and Gold
Enrollment: 20,517
Conference: Big Eight
President: Roland Rautenstrauss
Athletic Director: Eddie Crowder
Head Coach Bill Blair: Begins his third season with the Buffs with a 20-34 school mark and 67-95 career total.
Best Time For Media To Reach Coach: 1:30 p.m. (CST) weekdays
Basketball Office Phone: 303-492-6877
Assistant Coaches: Kevin O'Connor, Terry Truax
Sports Information Director: Mike Moran; (Office: 303-492-6128; Home: 303-499-1920)
Assistant Sports Information Director: Mike Bialas (Home: 303-499-2198)



BILL BLAIR
Head Coach



EMMETT LEWIS
Guard

1977-78 Record: Overall 9-18; Big Eight 3-11 (8th Place)

Returning Lettermen (8): EMMETT LEWIS (G, 6-0, Sr., 12.9 ppg, 3.4 rpg); TONEY ELLIS (G, 5-11, Jr., 8.4 ppg, 2.3 rpg); BRIAN JOHNSON (F, 6-8, So., 6.6 ppg, 4.2 rpg); Craig Austin (C-F, 6-8, So., 5.4 ppg, 2.6 rpg); Clayton Bullard (G, 6-3, Sr., 5.5 ppg, 2.4 rpg); Jack Tuz (F, 6-5, So., 4.3 ppg, 2.7 rpg); Greg Benjamin (F, 6-3, Sr. 3.2 ppg, 2.4 rpg); Dave Netherton (C, 6-9, So., 1.9 ppg, 2.8 rpg).

[STARTERS ARE CAPITALIZED; ppg—points per game; rpg—rebounds per game].

Lettermen Lost (4): LARRY VACULIK (F-C, 6-8, 12.0 ppg, 6.9 reb); Kurt Schoenhoff (C-F, 6-5, 2.4 ppg, 1.8 rpg); Dave Bolen (F, 6-4, 2.2 ppg, 1.6 rpg); Bob Rutledge (F-G, 6-6, Jr., 9.7 ppg, 2.7 rpg).

Newcomers To Watch: Mike Gorman (G, 5-11, Jr.); Dave Beckom (F, 6-6, Jr.); Joe Washington (G, 6-2, Fr.); Jack Magno (F, 6-8, Fr.)

Series History: Colorado leads the NU-CU series 44-35. Last year the two teams played twice: Jan. 11, 1978 in Boulder, CU 73-NU 64.; Feb. 1, 1978 in Lincoln, NU 86-CU 75.

1978-79 SCHEDULE

Date	Opponent	Date	Opponent
Nov. 25	Air Force	Jan. 24	Missouri
Nov. 27	Stetson	Jan. 27	Oklahoma State
Nov. 29	Colorado Mines	Jan. 31	at Kansas
Dec. 2	South Dakota State	Feb. 3	at Nebraska
Dec. 5	at Athletes in Action	Feb. 7	Iowa State
Dec. 9	SMU	Feb. 10	Kansas State
Dec. 11	at Utah State	Feb. 14	at Missouri
Dec. 13	Denver University	Feb. 17	Oklahoma
Dec. 16	Northern Colorado	Feb. 21	at Oklahoma State
Dec. 19	at San Jose State	Feb. 24	Kansas
Dec. 27-30	Big Eight Preseason Tournament (Kansas City)	Feb. 27	Big 8 Postseason Tournament First Round (Campus Sites)
Jan. 10	at Kansas State	Mar. 2	Big Eight Postseason Tournament Semifinals (Kansas City)
Jan. 13	Nebraska	Mar. 3	Big Eight Postseason Tournament Finals (Kansas City)
Jan. 17	at Iowa State		
Jan. 20	at Oklahoma		



KANSAS STATE

Jan. 17, 1979—7:35 p.m. CST—NU Sports Complex—Lincoln, Neb.

Feb. 7, 1979—7:35 p.m. CST—Ahearn Fieldhouse—Manhattan, Kansas



JACK HARTMAN
Head Coach

School Location: Manhattan, Kan. 66506
Home Court (Capacity): Ahearn (11,200)
Nickname: Wildcats
Colors: Purple and White
Enrollment: 19,100
Conference: Big 8
President: Dr. Duane Acker
Athletic Director: DeLoss Dodds
Head Coach Jack Hartman: Beginning his ninth year at KSU, with an eight-year school mark of 153-73. Hartman's 16-year coaching record is 296-137.

Best Time For Media To Reach Coach: 11:15 a.m.—Noon, CST

Basketball Office Phone: 913-532-6910
Assistant Coaches: Jim Eads, Lon Kruger
Sports Information Director: Glen Stone (Office: 913-532-5855; Home: 913-537-1077).

Assistant Sports Information Director: Craig Thompson (Home: 913-537-4463)



ROLANDO BLACKMAN
Forward

1977-78 Record: Overall 18-11; 7-7 Big 8 (4th place tie); Finished 2nd at Big 8 Postseason

Returning Lettermen (5): ROLANDO BLACKMAN (G-F, 6-5, So., 10.9 ppg, 6.5 rpg); STEVE SOLDNER (C, 6-7, Sr., 9.5 ppg, 7.5 rpg); Fred Barton (G, 6-2, Jr., 2.7 ppg, 0.8 rpg); Dean Danner (F, 6-6, Jr., 2.3 ppg, 2.0 rpg); Brent Murphy (F, 6-7, So., 1.6 ppg, 0.0 rpg).

Lettermen Lost (5): MIKE EVANS (G, 6-1, 19.1 ppg, 3.0 rpg); CURTIS REDDING (F, 6-5, 18.4 ppg, 7.2 rpg); SCOTT LANGTON (G, 5-11, 5.0 ppg, 1.6 rpg); Jerry Black (C, 6-11, 1.4 ppg, 15.0 rpg); Dan Hickert (C, 6-11, 2.0 ppg, 2.7 rpg).

(STARTERS ARE CAPITALIZED; ppg—points per game; rpg—rebounds per game).

Newcomers To Watch: Jari Wills (F, 6-6, Jr.); Tyrone Adams (G-F, 6-6, Fr.); Glen Marshall (G, 5-11, Jr.)

Series History: Nebraska trails the Husker-Wildcat series 85-62. Last year the teams played three times: Dec. 29, 1977, KSU 69-NU 60 at Big 8 Preseason Tournament; Jan. 7, 1978, NU 77-KSU 63 at Manhattan and Feb. 8, 1978, NU 63-KSU 50 at Lincoln.

1978-79 SCHEDULE

Date	Opponent	Date	Opponent
Nov. 25	Northern Iowa	Jan. 27	at Missouri
Nov. 27	South Dakota	Jan. 31	Oklahoma
Nov. 29	Oral Roberts	Feb. 3	at Iowa State
Dec. 2	at Southern Methodist	Feb. 7	Nebraska
Dec. 5	Minnesota	Feb. 10	at Colorado
Dec. 9	Cal Poly-Pomona	Feb. 14	Oklahoma State
Dec. 14	SIU-Edwardsville	Feb. 17	at Kansas
Dec. 16	Montana	Feb. 21	Missouri
Dec. 23	at Long Beach State	Feb. 24	at Oklahoma
Dec. 27-30	Big Eight Preseason Tournament (Kansas City)	Feb. 27	Big 8 Postseason Tournament First Round (Campus Sites)
Jan. 10	Colorado	Mar. 2	Big 8 Postseason Tournament Semifinals (Kansas City)
Jan. 13	Iowa State	Mar. 3	Big 8 Postseason Tournament Finals (Kansas City)
Jan. 17	at Nebraska		
Jan. 20	Kansas		
Jan. 24	at Oklahoma State		



MISSOURI

Dec. 28, 1978—9:05 p.m. CST—Kemper Arena—Kansas City, Mo. (Big 8 Preseason)

Jan. 20, 1979—7:35 p.m. CST—Hearnes Center—Columbia, Mo.

Feb. 17, 1979—7:35 p.m. CST—NU Sports Complex—Lincoln, Neb.



NORM STEWART
Head Coach

School Location: Columbia, Mo. 65205
Home Court (Capacity): Hearnes Center (12,639)
Nickname: Tigers
Colors: Old Gold and Black
Enrollment: 23,500
Conference: Big 8
Chancellor: Barbara Uehling
Athletic Director: Dave Hart
Head Coach Norm Stewart: Enters his 12th year as the head coach at Mizzou. His 11-year school mark is 189-111 and his 17 year career record is 286-153.
Best Time For Media To Reach Coach: Weekday mornings CST
Basketball Office Phone: 314-882-6501, ext. 220
Assistant Coaches: Gary Garner, Gene Jones, George Scholz
Sports Information Director: Bill Callahan (Office: 314-882-6501, ext 210; Home: 314-442-5826).
Assistant Sports Information Director: Mark Fitzpatrick (home: 314-443-4961)



LARRY DREW
Guard

1977-78 Record: Overall 14-16; Big 8 4-10 (6th place tie); Big 8 Postseason, First Place.

Returning Lettermen (5): LARRY DREW (G 6-1, Jr. 12.7 ppg, 3.0 rpg); BRAD DROY (F, 6-7, Sr., 11.2 ppg, 5.1 rpg); CURTIS BERRY (F, 6-7, So., 6.8 ppg, 4.7 rpg); Mike Foster (G, 6-2, So., 1.0 ppg, 0.9 rpg); Kenn Stoechner (G, 6-0, So., 0.8 ppg, 0.6 rpg).

Lettermen Lost (3): CLAY JOHNSON (F, 6-4, 17.2 ppg, 7.7 rpg); JEFF CURRIE (G, 6-3, 8.3 ppg, 4.0 rpg); STAN RAY (C, 6-9, 8.8 ppg, 7.3 rpg).

(STARTERS ARE CAPITALIZED; ppg—points per game; rpg—rebounds per game).

Newcomers To Watch: Mark Dressler (F, 6-6, Fr.); Lex Drum (C, 6-10, Fr.); Barry Laurie (G, 6-1, Fr.); Kirk Shawver (F, 6-6, Fr.); Steve Wallace (G, 6-3, So.).

Series History: Nebraska trails the Husker-Tiger series 75-66. The teams played three times last season: Jan. 21, 1978 in Lincoln, NU 56-MU 55; Feb. 11, 1978 at Columbia, MU 72-NU 52 and March 3, 1978 in the semis of the Big 8 Postseason Tournament, MU 61-NU 58.

1978-79 SCHEDULE

Date	Opponent	Date	Opponent
Nov. 20	Bulgaria	Jan. 24	at Colorado
Nov. 27	Butler	Jan. 27	Kansas State
Dec. 1-2	Show-Me Classic (Southern Illinois, Alabama-Birmingham, Eastern Kentucky)	Jan. 31	at Iowa State
Dec. 5	Illinois	Feb. 3	at Oklahoma
Dec. 9	at Marquette	Feb. 7	Kansas
Dec. 11	California State-Sacramento	Feb. 10	at Oklahoma State
Dec. 18	Alabama	Feb. 14	Colorado
Dec. 21	at San Diego State	Feb. 17	at Nebraska
Dec. 23	at Southern California	Feb. 21	at Kansas State
Dec. 27-30	Big 8 Preseason Tournament (Dec. 28 Mo. vs Neb.)	Feb. 24	Iowa State
Jan. 10	Oklahoma State	Feb. 27	Big Eight Postseason Tournament First Round (Campus Sites)
Jan. 13	Oklahoma	Mar. 2	Big 8 Postseason Tournament Semifinals (Kansas City)
Jan. 17	at Kansas	Mar. 3	Big 8 Postseason Tournament Final (Kansas City)
Jan. 20	Nebraska		



OKLAHOMA

Jan. 24, 1979—7:35 p.m. CST—NU Sports Complex—Lincoln, Neb.

Feb. 14, 1979—7:35 p.m. CST—Lloyd Noble Arena—Norman, Okla.



DAVE BLISS
Head Coach

School Location: Norman, Okla. 73019
Home Court (Capacity): Lloyd Noble Arena (10,871)

Nickname: Sooners
Colors: Crimson and Cream
Enrollment: 20,000
Conference: Big 8

President: Dr. William Banowsky
Athletic Director: Wade Walker
Head Coach Dave Bliss: Enters his fourth year at Oklahoma with a school and career mark of 41-40.

Best Time For Media To Reach Coach: Weekday mornings CST

Basketball Office Phone: 405-325-4732
Assistant Coaches: Doug Ash, John Underwood, Les Fertig

Sports Information Director: John Keith (Office: 405-325-3751; Home: 405-329-6950)

Assistant Sports Information Director—Basketball: Les Fertig (Home: 405-364-2327).

Assistant Sports Information Director: Travis Lawrence



CARY CARRABINE
Guard

1977-78 Record: Overall 14-13; Big 8 7-7 (4th place tie)

Returning Lettermen (9): JOHN McCULLOUGH (F, 6-4, Sr., 13.8 ppg, 5.6 rpg); AL BEAL (C, 6-9, Jr., 11.8 ppg, 8.0 rpg); CARY CARRABINE (G, 6-3, Sr., 10.4 ppg, 3.4 rpg); AARON CURRY (F-G, 6-4, Jr., 11.1 ppg, 4.2 rpg); RAYMOND WHITLEY (G, 6-3, So., 7.9 ppg, 1.7 rpg); Terry Stotts (F, 6-8, Jr., 9.2 ppg, 4.2 rpg); Max Perry (G, 6-2, So., 1.4 ppg, 0.5 rpg); Glenn Albert (F, 6-5 Jr., 0.4 ppg, 0.6 rpg); Kyle Dodd (F, 6-5 So., 0.0 ppg, 0.0 rpg)

Lettermen Lost (2): DREW HEAD (F, 6-10, 6.0 ppg, 4.6 rpg); Clifford Johnson (F, 6-7, 3.4 ppg, 2.5 rpg).

(STARTERS ARE CAPITALIZED; ppg—points per game; rpg—rebounds per game).

Newcomers To Watch: Greg Jones (F 6-6, Fr.); Lester Pace (F, 6-7, Fr.); Ingram Purvis (C, 6-9, Fr.); Cody Williams (F, 6-6, Fr.).

Series History: Oklahoma leads the Husker-Sooner series 67-61. Last year the two teams played three times: Dec. 30, 1977 for third place at the Big 8 Preseason Tournament in Kansas City, NU 75-OU 68; Jan. 18, 1978 in Norman, NU 78-OU 64 and Feb. 15, 1978 in Lincoln, OU 74-NU 68.

1978-79 SCHEDULE

Date	Opponent	Date	Opponent
Nov. 25	Oklahoma City	Jan. 27	Iowa State
Nov. 28	at Baylor	Jan. 31	at Kansas State
Dec. 2	at Arkansas	Feb. 3	Missouri
Dec. 5	Texas	Feb. 7	at Oklahoma State
Dec. 9	Louisiana Tech	Feb. 10	at Kansas
Dec. 12	Pepperdine	Feb. 14	Nebraska
Dec. 15-16	at Big Sun Classic (St. Petersburg, Fla.)	Feb. 17	at Colorado
Dec. 19	California State-Bakersfield	Feb. 21	at Iowa State
Dec. 27-30	Big Eight Preseason Tournament (Kansas City)	Feb. 24	Kansas State
Jan. 10	Kansas	Feb. 27	Big Eight Postseason Tournament First Round (Campus Sites)
Jan. 13	at Missouri	Mar. 2	Big Eight Postseason Tournament Semifinals (Kansas City)
Jan. 17	Oklahoma State	Mar. 3	Big Eight Postseason Tournament Final (Kansas City)
Jan. 20	Colorado		
Jan. 24	at Nebraska		



KANSAS

(NBC-TV's Game of the Day)

Jan. 27, 1979—12:40 p.m. CST—NU Sports Complex—Lincoln, Neb.

Feb. 21, 1979—7:35 p.m. CST—Allen Fieldhouse—Lawrence, Kansas



TED OWENS
Head Coach

School Location: Lawrence, Kansas 66045
Home Court (Capacity): Allen Fieldhouse (16,000)
Nickname: Jayhawks
Colors: Crimson and Blue
Enrollment: 25,500
Conference: Big Eight
President: Archie R. Dykes
Athletic Director: Bob Marcum
Head Coach Ted Owens: Begins his fifteenth season as the Jayhawk head man with a school and career mark of 265-119.
Best Time For Media To Reach Coach: Between 9-11 a.m. CST Monday through Friday.
Basketball Office Phone: 913-864-3056
Assistant Coaches: Layfayette Norwood, Bob Hill
Sports Information Director: Don Baker (Office: 913-864-3417; Home: 913-842-2314)
Assistant Sports Information Director: Jim Sheldon (Home: 913-841-4872)



PAUL MOKESKI
Center

1977-78 Record: Overall 24-5; Big Eight 13-1 (First Place—Regular Season)

Returning Lettermen (6): DARNELL VALENTINE (G, 6-2, So., 13.5 ppg., 2.8 reb.) PAUL MOKESKI (C, 7-1 Sr., 9.3 ppg., 8.5 reb.) Wilmore Fowler (G, 6-1, So. 7.0 ppg., 4.3 rpg); Brad Sanders (G, 6-6, Sr. 3.0 ppg., 1.7 rpg); Booty Neal (F, 6-5, So., 2.6 ppg. 0.7 rpg); Mac Stallcup (F, 6-6, Jr., 2.4 ppg, 1.8 rpg).

Lettermen Lost (6): JOHN DOUGLAS (G, 6-2, 12.7 ppg, 4.6 rpg); KEN KOENIGS (F, 6-10, 11.1 ppg, 6.4 rpg); CLINT JOHNSON (G, 6-3, 8.2 ppg, 2.9 rpg); Donnie Von Moore (C, 6-9, 10.7 ppg, 6.5 rpg); Milt Gibson (G, 6-1, 1.0 ppg, 0.5 rpg); Scott Anderson (F, 6-7, 2.4 ppg, 2.4 rpg)

(STARTERS ARE CAPITALIZED; ppg—points per game; rpg—rebounds per game)

Newcomers To Watch: Tony Guy (G, 6-6 Fr.); David Magley (F, 6-7, Fr.); Mark Snow (C, 6-10, Fr.)

Series History: Kansas leads the NU-KU series 116-54. The teams met twice last year. Jan. 25, 1978 in Lincoln, NU 62-KU 58; Feb. 18, 1978 in Lawrence, KU 75-NU 70.

1978-79 SCHEDULE

Date	Opponents	Date	Opponent
Nov. 20	Russian National Team	Jan. 27	at Nebraska
Nov. 29	Fairleigh Dickinson	Jan. 31	Colorado
Dec. 2	Murray State	Feb. 2	Oklahoma State
Dec. 4	Boise State	Feb. 4	at Michigan State
Dec. 7	Oral Roberts	Feb. 7	at Missouri
Dec. 9	at Kentucky	Feb. 10	Oklahoma
Dec. 16	Southern Methodist	Feb. 14	at Iowa State
Dec. 21	at Southern California	Feb. 17	Kansas State
Dec. 23	at San Diego State	Feb. 21	Nebraska
Dec. 27-30	Big Eight Preseason Tournament (Kansas City)	Feb. 24	at Colorado
Jan. 10	at Oklahoma	Feb. 27	Big 8 Postseason Tournament (Campus Sites)
Jan. 13	at Oklahoma State	Mar. 2	Big 8 Postseason Tournament Semifinals (Kansas City)
Jan. 17	Missouri	Mar. 3	Big 8 Postseason Tournament Final (Kansas City)
Jan. 20	at Kansas State		
Jan. 24	Iowa State		



OKLAHOMA STATE

Jan. 31, 1979—7:35 p.m. CST—Gallagher Hall—Stillwater, Okla.

Feb. 24, 1979—7:35 p.m. CST—NU Sports Complex—Lincoln, Neb.



JIM KILLINGSWORTH
Head Coach

School Location: Stillwater, Oklahoma 74074
Home Court (Capacity): Gallagher Hall (7400)

Nickname: Cowboys

Colors: Orange and Black

Enrollment: 21,582

Conference: Big 8

President: Dr. L. L. Boger

Athletic Director: Dr. Richard Young

Head Coach Jim Killingsworth: Begins his second year with the Cowboys with a school mark of 10-16 and a career coaching record of 120-70 in seven years.

Best Time For Media To Reach Coach: Weekday mornings CST.

Basketball Office Phone: 405-624-5845

Assistant Coaches: Wayne Ballard and Charles Fenske

Sports Information Director: Pat Quinn (Office: 405-624-5749; Home: 405-624-4654)

Assistant Sports Information Director: Tim Allen (Home: 405-372-0372)



MARK TUCKER
Guard

1977-78 Record: 10-16 Overall; 4-10 Big Eight (Sixth Place)

Returning Lettermen (3): MARK TUCKER (G, 6-4, Sr. 15.4 ppg. 3.1 rpg); RANDY WRIGHT (G, 6-2, So., 7.4 ppg. 1.4 rpg); Reggie Barnett (G-F, 6-2, So., 3.0 ppg. 1.7 rpg).

Lettermen Lost (4): OLUS HOLDER (F, 6-2, 17.0 ppg. 10.3 rpg); ELI JOHNSON (F, 6-7, 13.4 ppg. 5.3 rpg); ANDREW JONES (C, 6-7, 7.0 ppg. 5.2 rpg); Rich Bobby (F-G, 6-4, 3.7 ppg. 3.0 rpg).

[STARTERS ARE CAPITALIZED; ppg—points per game; rpg—rebounds per game].

Newcomers To Watch: Ed Odom (G, 6-3, Jr.); Don Youman (F, 6-7, Jr.); Matt Clark (G, 6-2, Fr.); John Hanley (F, 6-7, Fr.); Don Hutchinson (F-G, 6-5, Fr.); Jim Reason (F, 6-9, Fr.)

Series History: Nebraska leads the NU-OSU series 37-23. Last year the two teams met on four different occasions: Dec. 12, 1977 in Kansas City, NU 70-OSU 58; Jan. 28, 1978 in Lincoln, NU 63-OSU 58; Feb. 25, 1978 in Stillwater, NU 67-OSU 56; and Feb. 28, 1978 in Lincoln, NU 71-OSU 63.

1978-79 SCHEDULE

Date	Opponent	Date	Opponent
Nov. 30	Hawaii	Jan. 27	at Colorado
Dec. 2	at Tulsa	Jan. 31	Nebraska
Dec. 5	Pan American	Feb. 2	at Kansas
Dec. 9	at Texas	Feb. 7	Oklahoma
Dec. 11	Long Beach State	Feb. 10	Missouri
Dec. 12	at Oral Roberts	Feb. 14	at Kansas State
Dec. 15-16	at Birmingham Classic	Feb. 17	Iowa State
Dec. 27-30	Big 8 Preseason Tournament (Kansas City)	Feb. 21	Colorado
Jan. 3	Roosevelt	Feb. 24	at Nebraska
Jan. 10	at Missouri	Feb. 27	Big 8 Postseason Tournament First Round (Campus Sites)
Jan. 13	Kansas	Mar. 2	Big 8 Postseason Tournament Semifinals (Kansas City)
Jan. 17	at Oklahoma	Mar. 3	Big 8 Postseason Tournament Final (Kansas City)
Jan. 20	at Iowa State		
Jan. 24	Kansas State		



BIG EIGHT 1977-78 RESULTS

IOWA STATE 1977-78 RESULTS

Iowa St.	Opponent	
79	Iowa	78 (H)
69	Arizona State*	87 (A)
76	Tennessee*	81 (A)
86	Nebraska-Omaha	78 (H)
77	Drake	91 (A)
82	Wisconsin	73 (H)
73	California	102 (A)
56	San Jose State	59 (A)
69	Oklahoma (OT)**	74 (A)
62	Missouri**	66 (A)
83	Colorado**	79 (A)
74	Drake	71 (H)
84	Colorado (TV)	64 (H)
82	Kansas State	77 (H)
65	Nebraska	59 (A)
82	Kansas	100 (H)
59	Oklahoma State	53 (A)
76	Oklahoma (OT)	74 (A)
68	Missouri	59 (H)
63	Kansas State	74 (A)
56	Nebraska	62 (H)
64	Colorado	70 (A)
93	Oklahoma State	69 (H)
70	Kansas	80 (A)
77	Oklahoma	71 (H)
67	Missouri	63 (A)
63	Missouri***	65 (H)

*Fiesta Classic

**Big 8 Preseason

***Big 8 Postseason

OKLAHOMA STATE 1977-78 RESULTS

Oklahoma State	Opponent	
77	Tulsa	69 (H)
93	Southwestern	78 (H)
127	Santa Fe	87 (H)
87	Texas	108 (H)
99	Marshall	87 (H)
94	Auburn	112 (H)
75	Oral Roberts	77 (H)
58	Nebraska*	70 (A)
71	Colorado*	65 (A)
75	Missouri*	87 (A)
73	Arkansas State	59 (H)
63	Oklahoma	71 (A)
57	Kansas	69 (H)
70	Missouri	85 (A)
59	Kansas State	62 (A)
53	Iowa State	59 (H)
70	Colorado	64 (A)
57	Nebraska	63 (A)
65	Kansas	83 (A)
65	Missouri	52 (H)
70	Oklahoma	77 (H)
69	Iowa State	93 (A)
67	Kansas State	65 (H)
79	Colorado	68 (H)
56	Nebraska	67 (H)
63	Nebraska**	71 (A)

*Big 8 Preseason Tournament

**Big 8 Postseason Tournament

COLORADO 1977-78 RESULTS

Colorado	Opponent	
86	Southern Colorado	57 (H)
56	Air Force	75 (A)
70	UCLA	104 (A)
75	San Jose St.	62 (H)
103	Doane College	61 (H)
70	Washington	81 (A)
78	Northern Colorado	58 (H)
62	Jacksonville	61 (A)
65	Stetson	53 (A)
72	Kansas State*	82 (A)
65	Oklahoma State*	71 (A)
79	Iowa State*	83 (A)
64	Iowa State	84 (A)
73	Nebraska	64 (H)
52	Kansas State	68 (A)
68	Missouri	70 (A)
66	Oklahoma	73 (H)
64	Oklahoma State	70 (H)
56	Kansas	85 (A)
75	Nebraska	86 (A)
80	Kansas State	86 (H)
70	Iowa State	64 (H)
52	Oklahoma	63 (A)
69	Missouri	63 (H)
68	Oklahoma State	79 (A)
60	Kansas	70 (H)
66	Kansas**	82 (A)

*Big 8 Preseason Tournament

**Big 8 Postseason Tournament

OKLAHOMA 1977-78 RESULTS

Oklahoma	Opponent	
65	Oklahoma City	63 (A)
76	Texas	83 (A)
52	Drake	50 (A)
67	Baylor	75 (H)
53	Arkansas	64 (H)
104	Lamar	66 (H)
91	Tulsa	70 (A)
80	Pennsylvania*	74 (A)
65	South Carolina*	48 (A)
74	Iowa State** (OT)	69 (A)
76	Kansas**	79 (A)
68	Nebraska**	75 (A)
71	Oklahoma State	63 (H)
73	Missouri (OT)	70 (H)
61	Kansas	91 (A)
64	Nebraska	78 (H)
73	Colorado	66 (A)
74	Iowa State (OT)	76 (H)
64	Kansas State (OT)	73 (A)
65	Missouri	64 (A)
68	Kansas	69 (H)
77	Oklahoma State	70 (A)
63	Colorado	52 (H)
74	Nebraska	68 (A)
71	Iowa State	77 (A)
54	Kansas State	65 (H)
44	Kansas State***	52 (A)

*South Carolina Classic

**Big Eight Preseason Tournament

***Big 8 Postseason Tournament

BIG EIGHT 1977-78 RESULTS (Cont.)

KANSAS 1977-78 RESULTS

Kansas	Opponent	
121	Central Missouri State	65 (H)
99	Fordham	67 (H)
107	Southern Methodist	71 (H)
106	Murray State	71 (H)
88	Fairleigh Dickinson	54 (H)
66	Kentucky	73 (H)
85	St. Louis	65 (H)
91	Oral Roberts	73 (A)
72	Arkansas	78 (A)
96	Missouri**	49 (A)
79	Oklahoma**	76 (A)
67	Kansas State**	62 (A)
71	Missouri	67 (A)
69	Oklahoma State	57 (A)
91	Oklahoma	61 (H)
100	Iowa State	82 (A)
58	Kansas State	52 (H)
58	Nebraska	62 (A)
85	Colorado	56 (H)
83	Oklahoma State	65 (H)
69	Oklahoma	68 (A)
72	Missouri	52 (H)
75	Kansas State	63 (A)
80	Iowa State	70 (H)
75	Nebraska	70 (H)
70	Colorado	60 (A)
82	Colorado***	66 (H)
76	Kansas State***	87 (A)
76	UCLA†	83 (A)

** Big 8 Preseason Tournament

*** Big 8 Postseason Tournament

† NCAA Tournament

KANSAS STATE 1977-78 RESULTS

Kansas State	Opponent	
76	Northern Illinois	74 (H)
69	South Dakota	52 (H)
76	Southern Methodist	58 (H)
69	Vanderbilt	55 (A)
75	Oral Roberts	64 (H)
101	Arizona State	74 (A)
55	Army*	57 (A)
63	UTEP*	67 (A)
89	North Texas State	81 (H)
82	Colorado**	72 (A)
69	Nebraska**	80 (A)
62	Kansas**	67 (A)
63	Nebraska	77 (H)
77	Iowa State	82 (A)
68	Colorado	52 (H)
62	Oklahoma State	59 (H)
52	Kansas	56 (A)
60	Missouri	65 (A)
73	Oklahoma (OT)	64 (H)
74	Iowa State	63 (H)
86	Colorado	80 (A)
50	Nebraska	63 (H)
63	Kansas	75 (H)
65	Oklahoma State	67 (A)
67	Missouri	54 (H)
65	Oklahoma	54 (A)
52	Oklahoma***	44 (H)
87	Kansas***	76 (A)
68	Missouri*** (OT)	71 (A)

* UTEP Classic

** Big 8 Preseason Tournament

*** Big 8 Postseason Tournament

MISSOURI 1977-78 RESULTS

Missouri	Opponent	
81	Midwestern State	73 (H)
87	Butler*	66 (H)
74	Texas El-Paso*	63 (H)
85	Illinois	96 (A)
71	Alabama	75 (A)
91	Valparaiso	75 (A)
70	Cal Poly-Pomona	60 (H)
64	Florida State	97 (A)
49	Kansas**	96 (A)
66	Iowa State**	62 (A)
87	Oklahoma State**	75 (A)
67	Kansas	71 (H)
52	Marquette	70 (H)
70	Oklahoma	73 (A)
85	Oklahoma State (OT)	70 (H)
70	Colorado (OT)	68 (H)
55	Nebraska	56 (A)


Missouri	Opponent	
65	Kansas State	60 (H)
59	Iowa State	68 (A)
64	Oklahoma	65 (A)
56	Oklahoma State	62 (A)
52	Kansas	72 (A)
74	Nebraska	52 (H)
63	Colorado	69 (A)
54	Kansas State	67 (A)
63	Iowa State	67 (H)
65	Iowa State***	63 (A)
61	Nebraska***	58 (A)
71	Kansas State (OT)***	68 (A)
79	Utah† (2OT)	86 (A)

* Show-Me Classic

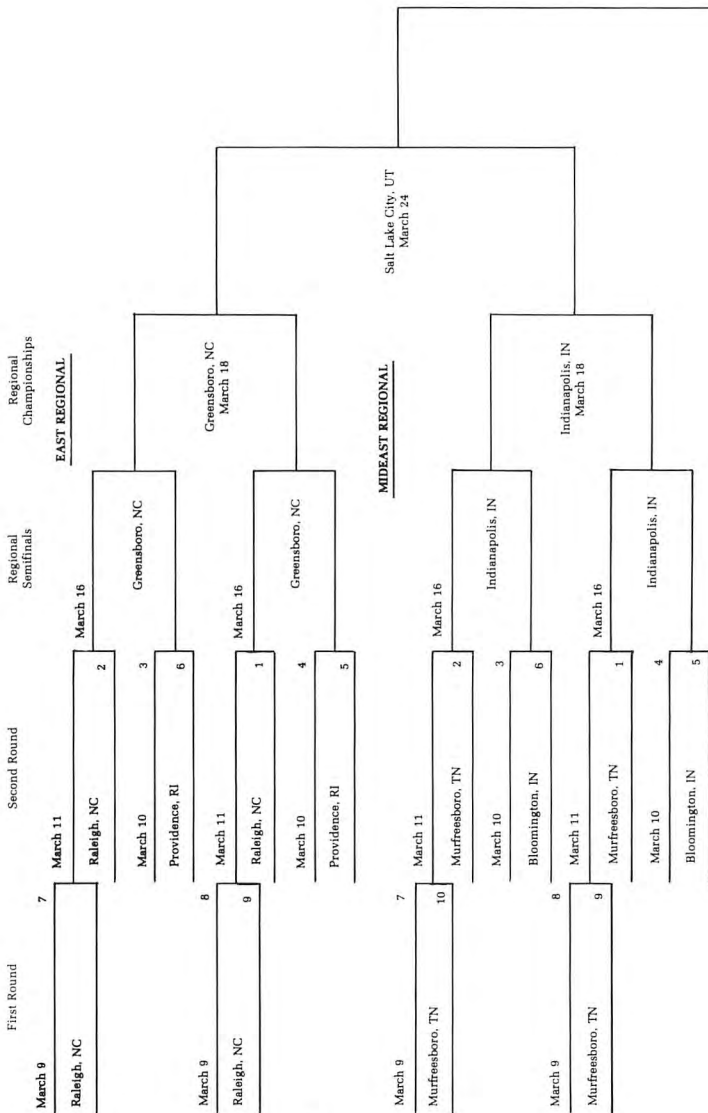
** Big Eight Preseason Tournament

*** Big Eight Postseason Tournament

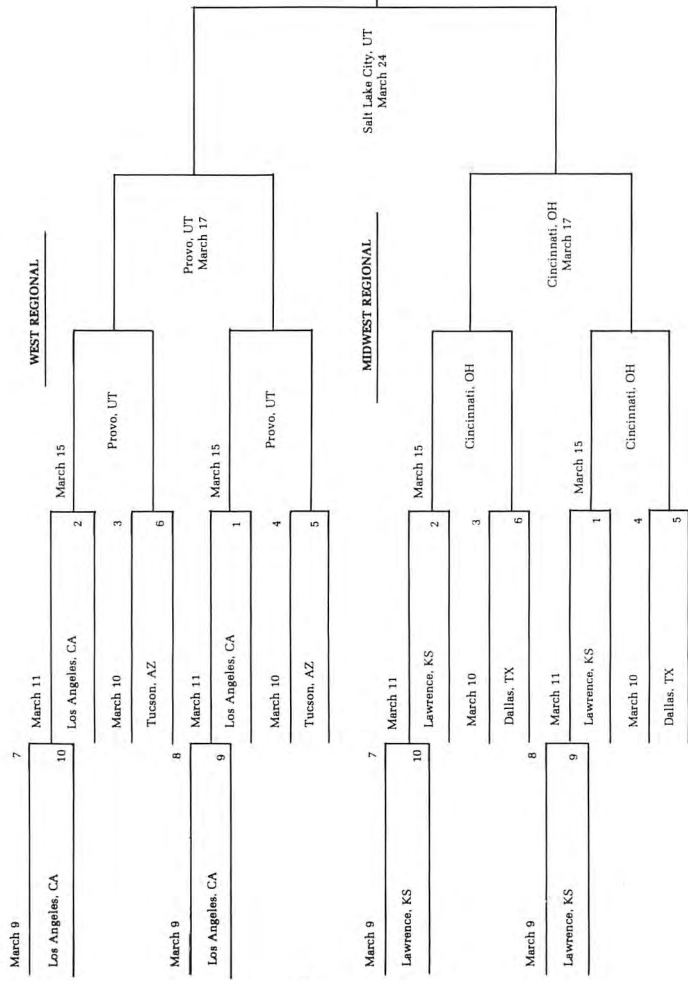
† NCAA Midwest Regional



1979 NATIONAL COLLEGIATE BASKETBALL CHAMPIONSHIP



Salt Lake City, UT
March 26



1978-79 NEBRASKA BASKETBALL TRAVEL PLANS

UNIVERSITY OF ALABAMA—BIRMINGHAM

Thursday, November 23—Leave Lincoln 1:00 P.M. CST
Arrive Birmingham 4:00 P.M. CST

PRACTICE: 6:00 P.M. CST

HEADQUARTERS: Birmingham Hyatt House

Friday, November 24—Leave Birmingham 10:30 P.M. CST
Arrive Lincoln 1:00 A.M. CST

CREIGHTON UNIVERSITY

Saturday, December 9—Leave Lincoln 3:00 P.M. CST
Arrive Omaha 4:00 P.M. CST

Saturday, December 9—Leave Omaha 10:00 P.M. CST
Arrive Lincoln 11:00 P.M. CST

UNIVERSITY OF MISSISSIPPI

Friday, December 15—Leave Omaha 8:50 A.M. CST Braniff #259
Arrive New Orleans 11:30 A.M. CST
Will drive into Biloxi, Mississippi

PRACTICE: 5:00 P.M. CST

HEADQUARTERS: Howard Johnson's

Sunday, December 17—Leave New Orleans 12:30 P.M. CST Braniff #250
Arrive Omaha 3:25 P.M. CST

REBEL ROUNDUP—LAS VEGAS

Arrangements are in the process of being finalized.

IOWA STATE UNIVERSITY

Friday, January 5—Leave Lincoln 3:00 P.M. CST
Arrive Ames 5:00 P.M. CST

PRACTICE: 6:00 P.M. CST

HEADQUARTERS: Ramada Inn

Saturday, January 6—Leave Ames 4:00 P.M. CST
Arrive Lincoln 6:00 P.M. CST

UNIVERSITY OF COLORADO

Friday, January 12—Leave Lincoln 12:04 P.M. CST (Frontier 105)
Arrive Denver 1:15 P.M. MST

PRACTICE: 5:00 P.M. MST

HEADQUARTERS: Harvest House (Boulder)

Sunday, January 14—Leave Denver 11:15 A.M. MST (United #346)
Arrive Lincoln 1:28 P.M. CST

UNIVERSITY OF MISSOURI

Friday, January 19—Leave Lincoln 2:00 P.M. CST
Arrive Columbia 4:30 P.M. CST

PRACTICE: 5:30 P.M. CST

HEADQUARTERS: Howard Johnson's Motor Lodge

Saturday, January 20—Leave Columbia 10:30 P.M. CST
Arrive Lincoln 1:00 A.M. CST

OKLAHOMA STATE UNIVERSITY

Tuesday, January 30—Leave Lincoln 2:00 P.M. CST
Arrive Stillwater 4:00 P.M. CST

PRACTICE: 5:30 P.M. CST

HEADQUARTERS: Holiday Inn

Wednesday, January 31—Leave Stillwater 10:30 P.M. CST
Arrive Lincoln 1:00 A.M. CST

KANSAS STATE UNIVERSITY

Tuesday, February 6—Leave Lincoln 1:30 P.M. CST (Continental Bus)
Arrive Manhattan 4:00 P.M. CST

PRACTICE: 5:00 P.M. CST

HEADQUARTERS: Ramada Inn

Wednesday, February 7—Leave Manhattan 10:30 P.M. CST
Arrive Lincoln 1:00 A.M. CST

UNIVERSITY OF OKLAHOMA

Tuesday, February 13—Leave Lincoln 2:00 P.M. CST
Arrive Norman 4:30 P.M. CST

PRACTICE: 5:00 P.M. CST

HEADQUARTERS: Holiday Inn

Wednesday, February 14—Leave Norman 10:30 P.M. CST
Arrive Lincoln 1:00 A.M. CST

UNIVERSITY OF KANSAS

Tuesday, February 20—Leave Lincoln 3:00 P.M. CST Arrive Lawrence
4:00 P.M. CST

PRACTICE: 5:00 P.M. CST

HEADQUARTERS: Ramada Inn

Wednesday, February 21—Leave Lawrence 10:30 P.M. CST
Arrive Lincoln 11:30 P.M. CST

BIG EIGHT CONFERENCE

1978-79 COMPOSITE BASKETBALL SCHEDULE

Nov. 24 (F)	Northeastern Illinois at Iowa State Nebraska at Alabama—Birmingham	Dec. 12 (Tu)	Oklahoma State at Oral Roberts Pepperdine at Oklahoma
Nov. 25 (S)	Oklahoma City Univ at Oklahoma Arkansas Tech at Nebraska Northern Iowa at Kansas State Air Force at Colorado	Dec. 13 (W)	Denver at Colorado California State—Sacramento at Nebraska
Nov. 27 (M)	South Dakota at Kansas State Stetson at Colorado Butler at Missouri	Dec. 14 (Th)	S. Illinois—Edwardsville at Kansas State
Nov. 28 (Tu)	Minnesota at Nebraska Oklahoma at Baylor	Dec. 15 (F)	Oklahoma State at Birmingham Classic, Alabama Oklahoma at Big Sun Classic (St. Petersburg, Florida)
Nov. 29 (W)	Kansas State at Oral Roberts Colorado School of Mines at Colorado Fairleigh Dickinson at Kansas	Dec. 16 (S)	Oklahoma State at Birmingham Classic Oklahoma at Big Sun Classic Northwest Missouri at Iowa State Montana at Kansas State Northern Colorado at Colorado Southern Methodist at Kansas Nebraska at Mississippi (Biloxi)
Nov. 30 (Th)	Hawaii at Oklahoma State	Dec. 18 (M)	Iowa State at Mississippi State (Jackson) Alabama at Missouri
Dec. 1 (F)	Iowa State at Creighton Show-Me Classic (Eastern Kentucky, SIU/Carbondale, Missouri, Alabama—Birmingham)	Dec. 19 (Tu)	Colorado at San Jose State California State—Bakersfield at Oklahoma
Dec. 2 (S)	Show-Me Classic at Missouri Kansas State at Southern Methodist Oklahoma State at Tulsa South Dakota State at Colorado Murray State at Kansas Purdue at Nebraska Oklahoma at Arkansas	Dec. 20 (W)	Iowa State at Alabama—Birmingham
Dec. 4 (M)	Drake at Iowa State Boise State at Kansas	Dec. 21 (Th)	Kansas at USC Missouri at San Diego State
Dec. 5 (Tu)	Minnesota at Kansas State Pan American University at Oklahoma State Illinois at Missouri Texas at Oklahoma Colorado vs. Athletes in Action (Anaheim, California)	Dec. 22 (F)	Rebel Roundup—Las Vegas (Nebraska, Middle Tennessee St., UNLV, California—Santa Barbara)
Dec. 7 (Th)	San Jose at Iowa State Oral Roberts at Kansas	Dec. 23 (S)	Nebraska at Rebel Roundup—Las Vegas Kansas State at Long Beach State Kansas at San Diego State Missouri at USC
Dec. 9 (S)	Cal Poly at Kansas State Oklahoma State at Texas Southern Methodist at Colorado Kansas at Kentucky Missouri at Marquette Nebraska at Creighton Louisiana Tech at Oklahoma	Dec. 27-28-29-30 (W-Th-F-S)	Big Eight Holiday Tournament at Kansas City
Dec. 11 (M)	Iowa State at Iowa California State—Long Beach at Oklahoma State Colorado at Utah State California State—Sacramento at Missouri	Jan. 3 (W)	Roosevelt University at Oklahoma State Mankato State at Iowa State
		Jan. 6 (S)	Nebraska at Iowa State (TV)
		Jan. 10 (W)	Colorado at Kansas State Kansas at Oklahoma Oklahoma State at Missouri
		Jan. 13 (S)	Nebraska at Colorado Iowa State at Kansas State

	Kansas at Oklahoma State Oklahoma at Missouri (TV)	Feb. 4 (Su)	Kansas at Michigan State
Jan. 17 (W)	Kansas State at Nebraska Colorado at Iowa State Missouri at Kansas Oklahoma State at Oklahoma	Feb. 7 (W)	Nebraska at Kansas State Iowa State at Colorado Kansas at Missouri Oklahoma at Oklahoma State
Jan. 20 (S)	Nebraska at Missouri Colorado at Oklahoma (TV) Oklahoma State at Iowa State Kansas at Kansas State	Feb. 10 (S)	Iowa State at Nebraska Kansas State at Colorado Oklahoma at Kansas Missouri at Oklahoma State (TV)
Jan. 24 (W)	Oklahoma at Nebraska Missouri at Colorado Iowa State at Kansas Kansas State at Oklahoma State	Feb. 14 (W)	Nebraska at Oklahoma Colorado at Missouri Kansas at Iowa State Oklahoma State at Kansas State
Jan. 27 (S)	Kansas at Nebraska (TV) Oklahoma State at Colorado Iowa State at Oklahoma Kansas State at Missouri	Feb. 17 (S)	Missouri at Nebraska Oklahoma at Colorado Iowa State at Oklahoma State Kansas State at Kansas (TV)
Jan. 31 (W)	Nebraska at Oklahoma State Colorado at Kansas Missouri at Iowa State Oklahoma at Kansas State	Feb. 21 (W)	Nebraska at Kansas Colorado at Oklahoma State Oklahoma at Iowa State Missouri at Kansas State
Feb. 2 (F)	Oklahoma State at Kansas	Feb. 24 (S)	Oklahoma State at Nebraska Kansas at Colorado Iowa State at Missouri Kansas State at Oklahoma
Feb. 3 (S)	Colorado at Nebraska Kansas State at Iowa State (TV) Missouri at Oklahoma		

1980 BIG 8 BASKETBALL SCHEDULE

Jan. 9 (W)	Oklahoma at Colorado Kansas State at Oklahoma State Missouri at Kansas Nebraska at Iowa State	Feb. 2 (S)	Kansas State at Oklahoma Oklahoma State at Colorado Nebraska at Missouri Iowa State at Kansas
Jan. 12 (S)	Oklahoma at Kansas State Colorado at Oklahoma State Missouri at Nebraska Kansas at Iowa State	Feb. 6 (W)	Oklahoma at Oklahoma State Colorado at Kansas State Missouri at Iowa State Kansas at Nebraska
Jan. 16 (W)	Oklahoma State at Oklahoma Kansas State at Colorado Iowa State at Missouri Nebraska at Kansas	Feb. 9 (S)	Colorado at Oklahoma Oklahoma State at Kansas State Kansas at Missouri Iowa State at Nebraska
Jan. 19 (S)	Oklahoma at Iowa State Kansas State at Kansas Nebraska at Colorado Missouri at Oklahoma State	Feb. 13 (W)	Oklahoma at Kansas Kansas State at Iowa State Missouri at Colorado Nebraska at Oklahoma State
Jan. 23 (W)	Kansas at Oklahoma Iowa State at Kansas State Colorado at Missouri Oklahoma State at Nebraska	Feb. 16 (S)	Iowa State at Oklahoma Kansas at Kansas State Colorado at Nebraska Oklahoma State at Missouri
Jan. 26 (S)	Missouri at Oklahoma Nebraska at Kansas State Colorado at Kansas Oklahoma State at Iowa State	Feb. 20 (W)	Oklahoma at Missouri Kansas State at Nebraska Kansas at Colorado Iowa State at Oklahoma St.
Jan. 30 (W)	Oklahoma at Nebraska Kansas State at Missouri Iowa State at Colorado Kansas at Oklahoma State	Feb. 23 (S)	Nebraska at Oklahoma Missouri at Kansas State Colorado at Iowa State Oklahoma State at Kansas

1981 BIG 8 BASKETBALL SCHEDULE

Jan. 14 (W)	Iowa State at Kansas Missouri at Oklahoma Kansas State at Nebraska Colorado at Oklahoma State	Feb. 7 (S)	Missouri at Iowa State Oklahoma at Kansas Colorado at Kansas State Oklahoma State at Nebraska
Jan. 17 (S)	Iowa State at Missouri Kansas at Oklahoma Kansas State at Colorado Nebraska at Oklahoma State	Feb. 11 (W)	Iowa State at Oklahoma Kansas at Missouri Kansas State at Oklahoma St. Nebraska at Colorado
Jan. 21 (W)	Oklahoma at Iowa State Missouri at Kansas Oklahoma St. at Kansas State Colorado at Nebraska	Feb. 14 (S)	Kansas at Iowa State Oklahoma at Missouri Nebraska at Kansas State Oklahoma State at Colorado
Jan. 24 (S)	Iowa State at Oklahoma State Missouri at Nebraska Colorado at Kansas Kansas State at Oklahoma	Feb. 18 (W)	Iowa State at Nebraska Missouri at Oklahoma State Kansas State at Kansas Colorado at Oklahoma
Jan. 28 (W)	Nebraska at Iowa State Oklahoma State at Missouri Kansas at Kansas State Oklahoma at Colorado	Feb. 21 (S)	Oklahoma State at Iowa State Nebraska at Missouri Kansas at Colorado Oklahoma at Kansas State
Jan. 31 (S)	Kansas State at Iowa State Colorado at Missouri Kansas at Nebraska Oklahoma at Oklahoma State	Feb. 25 (W)	Iowa State at Kansas State Missouri at Colorado Nebraska at Kansas Oklahoma St. at Oklahoma
Feb. 4 (W)	Iowa State at Colorado Missouri at Kansas State Oklahoma State at Kansas Nebraska at Oklahoma	Feb. 28 (S)	Colorado at Iowa State Kansas State at Missouri Kansas at Oklahoma State Oklahoma at Nebraska

1982 BIG 8 BASKETBALL SCHEDULE

Jan. 13 (W)	Oklahoma State at Missouri Kansas at Nebraska Iowa State at Kansas State Oklahoma at Colorado	Feb. 6 (S)	Kansas at Oklahoma State Nebraska at Missouri Oklahoma at Iowa State Colorado at Kansas State
Jan. 16 (S)	Oklahoma State at Kansas Missouri at Nebraska Iowa State at Oklahoma Kansas State at Colorado	Feb. 10 (W)	Oklahoma State at Nebraska Missouri at Kansas Iowa State at Colorado Kansas State at Oklahoma
Jan. 20 (W)	Nebraska at Oklahoma State Kansas at Missouri Colorado at Iowa State Oklahoma at Kansas State	Feb. 13 (S)	Missouri at Oklahoma State Nebraska at Kansas Kansas State at Iowa State Colorado at Oklahoma
Jan. 23 (S)	Oklahoma State at Colorado Kansas at Kansas State Oklahoma at Missouri Iowa State at Nebraska	Feb. 17 (W)	Iowa State at Missouri Oklahoma at Nebraska Oklahoma State at Kansas State Kansas at Colorado
Jan. 27 (W)	Kansas State at Oklahoma State Colorado at Kansas Missouri at Iowa State Nebraska at Oklahoma	Feb. 20 (S)	Colorado at Oklahoma State Kansas State at Kansas Missouri at Oklahoma Nebraska at Iowa State
Jan. 30 (S)	Iowa State at Oklahoma State Oklahoma at Kansas Missouri at Kansas State Nebraska at Colorado	Feb. 24 (W)	Oklahoma State at Iowa State Kansas at Oklahoma Kansas State at Missouri Colorado at Nebraska

Feb. 3 (W) Oklahoma State at Oklahoma
 Kansas at Iowa State
 Colorado at Missouri
 Kansas State at Nebraska

Feb. 27 (S) Oklahoma at Oklahoma State
 Iowa State at Kansas
 Missouri at Colorado
 Nebraska at Kansas State

NEBRASKA 4-YEAR BIG 8 BASKETBALL SCHEDULE

1979

Jan. 6 Nebraska at Iowa State
 13 Nebraska at Colorado
 17 Kansas State at Nebraska
 20 Nebraska at Missouri
 24 Oklahoma at Nebraska
 27 Kansas at Nebraska
 31 Nebraska at Oklahoma State
 Feb. 3 Colorado at Nebraska
 7 Nebraska at Kansas State
 10 Iowa State at Nebraska
 14 Nebraska at Oklahoma
 17 Missouri at Nebraska
 21 Nebraska at Kansas
 24 Oklahoma State at Nebraska

1980

Jan. 9 Nebraska at Iowa State
 12 Missouri at Nebraska
 16 Nebraska at Kansas
 19 Nebraska at Colorado
 23 Oklahoma State at Nebraska
 26 Nebraska at Kansas State
 30 Oklahoma at Nebraska
 Feb. 2 Nebraska at Missouri
 6 Kansas at Nebraska
 9 Iowa State at Nebraska
 13 Nebraska at Oklahoma State
 16 Colorado at Nebraska
 20 Kansas State at Nebraska
 23 Nebraska at Oklahoma

1981

Jan. 14 Kansas State at Nebraska
 17 Nebraska at Oklahoma State
 21 Colorado at Nebraska
 24 Missouri at Nebraska
 28 Nebraska at Iowa State
 31 Kansas at Nebraska
 Feb. 4 Nebraska at Oklahoma
 7 Oklahoma State at Nebraska
 11 Nebraska at Colorado
 14 Nebraska at Kansas State
 18 Iowa State at Nebraska
 21 Nebraska at Missouri
 25 Nebraska at Kansas
 28 Oklahoma at Nebraska

1982

Jan. 13 Kansas at Nebraska
 16 Missouri at Nebraska
 20 Nebraska at Oklahoma State
 23 Iowa State at Nebraska
 27 Nebraska at Oklahoma
 30 Nebraska at Colorado
 Feb. 3 Kansas State at Nebraska
 6 Nebraska at Missouri
 10 Oklahoma State at Nebraska
 13 Nebraska at Kansas
 17 Oklahoma at Nebraska
 20 Nebraska at Iowa State
 24 Colorado at Nebraska
 27 Nebraska at Kansas State

1979 BIG EIGHT TELEVISION SERIES

January 6—Nebraska at Iowa State (12:40 P.M. CST)
 January 13—Oklahoma at Missouri (1:10 P.M. CST)
 January 20—Colorado at Oklahoma (12:40 P.M. CST)
 January 27—Kansas at Nebraska (12:40 P.M. CST)
 February 3—Kansas State at Iowa State (2:40 P.M. CST)
 February 10—Missouri at Oklahoma State (1:40 P.M. CST)
 February 17—Kansas State at Kansas (1:40 P.M. CST)
 February 24—Doubleheader—"Wild Card" Selections (12:40 P.M.
 and 2:40 P.M.)

BIG EIGHT SERIES HISTORY

Key: (H)—Home Games, (A)—Away, (B)—Big 8 Tournament, (OT)—Overtime

IOWA STATE SERIES RECORD

Games: 164 Won by Nebraska—97 Won by Iowa State—67

Year	Games in the Sports Complex: 2		Won by Nebraska—1		Won by Iowa State—1			
	Neb.	ISU	Year	Neb.	ISU	Year	Neb.	ISU
1908-09	42	20	1930-31	31	19 (H)	1957-58	47	59 (A)
	40	21		28	42 (A)		67	58 (H)
	16	22		1931-32	28		24 (A)	51
31	17	32	33 (H)		52	57 (H)		
1909-10	24	21	1932-33		25	30 (H)	1958-59	63
	29	26		43	16 (A)	52		49 (H)
	23	34		1933-34	37	31 (A)		56
17	18	26	21 (H)		1959-60	53	57 (A)	
1910-11	41	20	1934-35			32	31 (H)	69
	31	33		14		22 (A)	1960-61	58
	27	31		1935-36	40	41 (A)		62
22	19	49	20 (H)		1961-62	72		84 (A)
1911-12	33	12	1936-37			45	33 (H)	66
	40	14		48		31 (A)	1962-63	68
	31	21		1937-38	35	32 (A)		69
31	12	50	23 (H)		54	75 (H)		
1912-13	29	12	1938-39		51	44 (H)	1963-64	55
	16	10		28	41 (A)	57		55 (H)
	28	8		1939-40	44	28 (H)		1964-65
24	12	33	40 (A)		88	79 (H)		
1913-14	15	9	1940-41		38	35 (A)	69	
	16	3		41	36 (H)	1965-66	76	74 (A)
	24	16		1941-42	33		39 (A)	81
41	13	39	31 (H)		1966-67		94	82 (H)
1914-15	32	15	1942-43			38	50 (A)	76
	25	12		51		36 (H)	1967-68	70
	24	12		1943-44	24	56 (H)		(OT) 92
11	25	37	58 (A)		(OT) 93	99 (A)		
1915-16	35	21	1944-45		38	50 (H)	(OT) 74	75 (H)
	31	14		45	47 (A)	1969-70	74	66 (B)
	23	14		1945-46	39		57 (A)	70
29	17	45	57 (H)		87		81 (H)	
1916-17	7	19	1946-47		54	51 (B)	1970-71	84
	17	24		44	61 (A)	69		67 (A)
	22	24		54	56 (H)	1971-72		76
24	21	1947-48	44	55 (A)	67		76 (A)	
1920-21	30		38	62	57 (H)		1972-73	64
	33		16	71	50 (H)	60		81 (A)
	37	11	44	41 (A)	76	82 (H)		
1921-22	21	14	1949-50	85	87 (B)	1973-74 (3OT)	91	88 (H)
	7	26		64	46 (H)		58	76 (A)
	21	15		56	54 (A)		1974-75	75
17	21	1950-51	51	49 (H)	69	82 (A)		
1923-24	18		16	51	67 (A)	1975-76		66
	27		14	1951-52	66		75 (B)	82
	37	17 (H)	72		78 (A)		1976-77	75
28	13 (A)	75	53 (H)		49	48 (A)		
1925-26	18	13 (H)	1952-53	83	79 (B)	66		51 (H)
	27	12 (A)		60	78 (H)	1977-78	59	65 (H)
	35	19		66	93 (A)		62	56 (A)
24	26	1953-54	74	60 (A)	Total		7,746	7,334
37	26 (H)		78	65 (H)				
32	26 (A)		76	63 (H)				
1928-29	45	39 (H)	1954-55	75	82 (A)			
	33	37 (A)		1955-56 (OT)	69	71 (H)		
	32	22 (A)			74	94 (A)		
52	50 (H)	1956-57	69		89 (B)			

COLORADO SERIES RECORD

Games: 79 Won by Nebraska—35 Won by Colorado—44

Games in the Sports Complex: 2 Won by Nebraska—2 Won by Colorado—0
Games in the Coliseum: 30 Won by Nebraska—22 Won by Colorado—8

Year	Neb.	C.U.	Year	Neb.	C.U.	Year	Neb.	C.U.
1902-03	28	12	1957-58	50	41 (H)	1968-69	81	83 (A)
1919-20	27	16		52	54 (A)		79	65 (H)
	24	17	1958-59	50	54 (B)	1969-70	80	72 (B)
1937-38	29	18 (H)		50	57 (H)		60	58 (H)
1947-48	59	55 (A)		62	61 (H)		59	76 (A)
	58	53 (H)	1959-60	55	64 (B)	1970-71	77	67 (B)
1948-49	45	43 (H)		57	62 (A)		65	63 (A)
	56	45 (A)		54	58 (H)		85	71 (H)
1949-50	57	67 (B)	1960-61	65	61 (H)	1971-72	67	55 (H)
	59	72 (A)		* 1	0 (A)		57	67 (A)
	59	49 (H)	1961-62	56	58 (H)	1972-73	59	67 (A)
1950-51	45	51 (A)		63	74 (A)		63	71 (A)
	58	45 (H)	1962-63	47	59 (B)	1973-74	64	85 (A)
1951-52	63	68 (B)		47	75 (H)		65	42 (H)
	63	61 (H)		51	80 (A)	1974-75	85	59 (H)
	65	67 (A)	1963-64	58	80 (B)		61	62 (A)
1952-53	53	67 (B)		52	60 (H)	1975-76	66	64 (A)
	80	65 (A)		73	89 (A)		80	61 (H)
	78	86 (H)	1964-65	62	70 (B)	1976-77	50	55 (B)
1953-54	67	75 (H)		52	67 (A)		69	54 (H)
	58	83 (A)		66	59 (H)		73	62 (A)
1954-55	47	89 (B)	1965-66	70	63 (H)	1977-78	64	73 (A)
	84	77 (H)		88	95 (A)		86	75 (H)
	66	77 (A)	1966-67	66	73 (B)	Total	4,796	4,919
1955-56	63	78 (H)		84	80 (H)	* Colorado forfeit—NCAA Ruling		
	52	77 (H)		57	64 (A)			
1956-57	74	52 (H)	1967-68	87	73 (H)			
	56	60 (A)		73	76 (A)			

OKLAHOMA STATE SERIES RECORD

Games: 60 Won by Nebraska—37 Won by Oklahoma State—23

Games in the Sports Complex: 3 Won by Nebraska—3 Won by Okla. St.—0
Games in the Coliseum: 20 Won by Nebraska—15 Won by Oklahoma State—5

Year	Neb.	OSU	Year	Neb.	OSU	Year	Neb.	OSU
1926-27	24	27 (A)	1964-65	61	74 (B)	1973-74	69	62 (B)
	35	25 (H)		54	93 (A)		66	79 (A)
1927-28	21	32 (H)		53	55 (H)		71	63 (H)
	43	47 (A)	1965-66	45	41 (A)	1974-75	73	58 (H)
1935-36	* 19	36		85	64 (H)		59	58 (A)
1947-48	46	47 (B)	1966-67	73	64 (B)	1975-76	56	49 (B)
1948-49	** 35	52		67	57 (A)		52	48 (A)
1958-59	55	48 (B)		88	71 (H)		60	54 (H)
	47	44 (H)	1967-68	48	46 (B)	1976-77	66	54 (H)
	39	54 (A)		63	62 (A)		60	62 (A)
1959-60	47	52 (A)		82	73 (H)	1977-78	70	58 (B)
	54	47 (H)	1968-69	52	76 (H)		83	57 (H)
1960-61	70	61 (B)		63	72 (A)		67	56 (A)
	47	55 (A)	1969-70	58	81 (A)		*** 71	63 (H)
	61	65 (H)		61	55 (H)	Total	3,474	3,486
1961-62	52	51 (B)	1970-71	71	58 (B)			
	57	56 (H)		80	59 (H)			
	64	65 (A)		57	55 (A)			
1962-63	41	51 (A)	1971-72	64	56 (B)			
	49	48 (H)		73	59 (H)			
1963-64	54	53 (H)		64	63 (A)			
	45	81 (A)	1972-73	73	75 (B)			
				55	68 (H)			
				76	64 (A)			

* Pre-Olympic at Kansas City, Mo.

** NCAA Playoff at Kansas City, Mo.

*** Big Eight Postseason

KANSAS STATE SERIES RECORD

Games: 147 Won by Nebraska—62 Won by Kansas State—85

Games in the Sports Complex: 2 Won by Nebraska—1 Won by Kansas State—1
Games in the Coliseum: 51 Won by Nebraska—30 Won by Kansas State—21

Year	Neb.	KSU	Year	Neb.	KSU	Year	Neb.	KSU
1905-06	50	14	1938-39	38	43 (A)	1959-60	63	71 (B)
1907-08	36	18		42	34 (H)		70	60 (H)
1908-09	38	31	1939-40	25	32 (A)		74	83 (A)
1909-10	16	27		61	28 (H)	1960-61	67	77 (H)
	17	28	1940-41	33	23 (H)		56	75 (A)
1911-12	26	25		32	35 (A)	1961-62	48	60 (B)
1912-13	27	16	1941-42	44	38 (H)		53	72 (A)
1914-15	26	19		35	38 (A)		60	84 (H)
	26	20	1942-43	41	32 (A)	1962-63	53	66 (A)
1915-16	21	20	(OT)	50	47 (H)		60	72 (H)
	26	25	1943-44	54	47 (H)	1963-64	78	100 (B)
1916-17	13	45		37	40 (A)		66	73 (H)
	10	34	1944-45	* 46	49		48	50 (A)
1917-18	31	23		48	70 (A)	1964-65	62	57 (A)
	16	26		47	55 (H)		67	79 (H)
1918-19	32	34	1945-46	* 62	47	1965-66	82	71 (A)
	21	30		44	37 (H)		79	69 (H)
1921-22	25	24		49	54 (A)	1966-67	81	98 (B)
	21	13	1946-47	54	63 (A)		67	59 (A)
1922-23	21	15		54	50 (H)		79	71 (H)
	14	17	1947-48	45	64 (H)	1967-68	66	62 (B)
1923-24	27	14		49	56 (A)		62	78 (A)
	23	26	1948-49	34	48 (B)		92	68 (H)
1924-25	23	11 (A)		70	48 (H)	1968-69	72	95 (A)
	32	20 (H)		28	53 (A)		88	71 (H)
1925-26	26	41 (A)	1949-50	65	63 (H)	1969-70	64	71 (H)
	21	28 (H)		60	63 (A)		62	79 (A)
1926-27	23	34	1950-51	53	72 (B)	1970-71	69	70 (A)
	26	24		50	79 (H)		87	71 (H)
1927-28	24	29 (H)		48	74 (A)	1971-72	61	60 (H)
	22	28 (A)	1951-52	67	87 (B)	(ot)	76	81 (A)
1928-29	21	30 (A)		36	71 (A)	1972-73	55	82 (H)
	62	45 (H)		60	75 (H)		70	97 (A)
1929-30	41	39 (A)	1952-53	80	67 (H)	1973-74	47	68 (B)
	42	46 (H)		80	108 (A)		65	73 (H)
1930-31	37	31 (A)	1953-54	78	74 (B)		58	54 (A)
	30	32 (H)		88	75 (H)	1974-75	63	80 (B)
1931-32	20	32 (A)		70	91 (A)		74	61 (H)
	32	26 (H)	1954-55	69	59 (H)		64	65 (A)
1932-33	31	25 (H)		62	79 (A)	1975-76	65	59 (A)
	30	36 (A)	1955-56	51	79 (B)		53	65 (H)
1933-34	24	25 (A)		52	66 (H)	1976-77	52	57 (H)
	38	31 (H)		50	73 (A)		62	67 (A)
1934-35	41	47 (A)	1956-57	53	89 (A)	1977-78	60	69 (B)
	28	21 (H)		56	81 (H)		77	63 (A)
1935-36	43	30 (H)	1957-58	57	88 (B)		63	50 (H)
	40	32 (A)		59	74 (A)	Total	7,128	7,731
1936-37	41	38 (A)		55	48 (H)			
	40	37 (H)	1958-59	43	50 (H)			
1937-38	46	32 (H)		54	76 (A)			
	29	41 (A)						

* at Kansas City, Mo.

MISSOURI SERIES RECORD

Games: 141 Won by Nebraska—66 Won by Missouri—75

Games in the Sports Complex: 2 Won by Nebraska—2 Won by Missouri—0
 Games in the Coliseum: 51 Won by Nebraska—31 Won by Missouri—20

Year	Neb.	M.U.	Year	Neb.	M.U.	Year	Neb.	M.U.
1907-08	43	31	1940-41	40	29 (H)	1961-62	65	63 (A)
1908-09	24	26		38	36 (A)		63	81 (H)
1910-11	26	39	1941-42	51	45 (H)	1962-63	61	69 (H)
	19	16		41	40 (A)		72	84 (A)
	30	23	1942-43	39	36 (A)	1963-64	74	69 (H)
	20	23		56	50 (H)		60	78 (A)
1916-17	16	18	1943-44	32	36 (H)	1964-65	74	92 (H)
	7	18		29	44 (A)		66	84 (A)
1917-18	8	16	1944-45	41	47 (H)	1965-66	(OT) 69	67 (B)
1918-19	35	25		54	55 (A)		82	60 (H)
	28	13	1945-46	* 54	63 (A)		71	53 (A)
	28	26		44	42 (A)	1966-67	99	82 (H)
	21	14		42	39 (H)		80	73 (A)
1921-22	31	46	1946-47	41	47 (A)	1967-68	75	66 (H)
	16	55		49	60 (H)		70	91 (A)
1922-23	18	33	1947-48	46	44 (B)	1968-69	76	70 (B)
	23	39		54	66 (H)		87	71 (H)
1923-24	24	18		41	47 (A)		60	79 (A)
	31	11	1948-49	50	52 (B)	1969-70	80	48 (H)
1924-25	20	25 (A)		47	46 (H)		63	80 (A)
	24	21 (H)		52	48 (A)	1970-71	81	72 (H)
1925-26	24	26 (H)	1949-50	50	41 (H)		65	77 (A)
	22	24 (A)		55	48 (A)	1971-72	64	76 (B)
1926-27	35	23	1950-51	54	52 (B)		65	80 (A)
	27	22		54	52 (H)		54	61 (H)
1927-28	15	36 (A)		57	68 (A)	1972-73	65	78 (H)
	36	26 (H)	1951-52	55	60 (H)		70	86 (A)
1928-29	25	30 (H)		53	68 (A)	1973-74	75	58 (H)
	39	33 (A)	1952-53	73	62 (H)		88	87 (A)
1929-30	21	27 (A)		59	66 (A)	1974-75	74	88 (A)
	34	31 (H)	1953-54	57	72 (B)		80	77 (H)
1930-31	42	32 (H)		80	72 (H)	1975-76	57	62 (H)
	20	33 (A)		67	82 (A)		(OT) 84	95 (A)
1931-32	18	30 (A)	1954-55	58	75 (B)	1976-77	63	76 (A)
	28	32 (H)		59	67 (A)		60	58 (H)
1932-33	33	37 (A)		73	76 (H)	1977-78	56	55 (H)
	31	39 (H)	1955-56	66	71 (B)		52	74 (A)
1933-34	26	36 (A)		83	77 (H)		* 58	61 (B)
	34	27 (H)		80	88 (A)	Total	7,340	7,295
1934-35	31	32 (A)	1956-57	70	65 (B)			
	21	23 (H)		84	65 (A)			
1935-36	31	26 (H)		53	49 (H)			
	43	33 (A)	1957-58	54	55 (A)			
1936-37	31	22 (A)		67	62 (H)			
	50	21 (H)	1958-59	81	69 (H)			
1937-38	18	27 (H)		81	79 (A)			
	30	38 (A)	1959-60	78	67 (B)			
1938-39	41	54 (A)		61	69 (A)			
	36	46 (H)		64	59 (H)			
1939-40	33	46 (A)	1960-61	90	72 (B)			
	40	41 (H)		62	48 (H)			
				76	97 (A)			

* at Kansas City, Mo.
 ** Big Eight Postseason

OKLAHOMA SERIES RECORD

Games: 128 Won by Nebraska—61 Won by Oklahoma—67

Games in the Sports Complex: 2 Won by Nebraska—0 Won by Oklahoma—2
Games in the Coliseum: 50 Won by Nebraska—27 Won by Oklahoma—23

Year	Neb. O.U.		Year	Neb. O.U.		Year	Neb. O.U.	
	Neb.	O.U.		Neb.	O.U.		Neb.	O.U.
1920-21	34	20	1944-45	37	44 (H)	1964-65	82	89 (A)
	32	21		45	48 (A)		67	63 (H)
1921-22	21	29	1945-46	48	70 (A)	1965-66	92	79 (B)
	39	34		44	51 (H)		86	78 (H)
1922-23	25	19	1946-47	52	63 (B)		85	81 (A)
	25	31		44	41 (H)	1966-67	87	99 (A)
1923-24	35	21		49	63 (A)		97	78 (H)
	20	32	1947-48	57	79 (A)	1967-68	75	65 (B)
1924-25	23	18 (A)		74	81 (H)		110	90 (H)
	31	17 (H)	1948-49	45	47 (A)		89	83 (A)
1926-27	37	29		49	56 (H)	1968-69	70	47 (B)
	36	26		* 57	56		90	83 (H)
1927-28	36	38 (H)	1949-50	57	55 (A)		70	64 (A)
	28	43 (A)		48	64 (H)	1969-70	70	60 (A)
1928-29	20	29 (A)	1950-51	40	72 (A)		79	66 (H)
	34	39 (H)		46	44 (H)	1970-71	67	79 (A)
1929-30	35	30 (H)	1951-52	67	66 (H)		56	65 (H)
	47	37 (A)		59	65 (A)	1971-72	84	68 (B)
1930-31	36	30 (A)	1952-53	59	53 (A)		77	70 (H)
	41	30 (H)		70	78 (H)		70	72 (A)
1931-32	34	37 (H)	1953-43	70	86 (B)	1972-73	74	67 (H)
	32	46 (A)		76	72 (H)		59	67 (A)
1932-33	35	39 (A)		58	76 (A)	1973-74	63	58 (H)
	27	38 (H)	1954-55	75	67 (H)		68	85 (A)
1933-34	36	44 (H)		76	78 (A)	1974-75	75	64 (B)
	23	53 (A)	1955-56	(OT) 68	61 (A)		68	61 (A)
1934-35	32	38 (A)		(OT) 64	63 (H)		(OT) 57	65 (H)
	32	24 (H)	1956-57	53	55 (A)	1975-76	75	53 (B)
1935-36	40	33 (A)		64	55 (H)		68	67 (H)
	55	28 (H)	1957-58	57	54 (H)		60	65 (A)
1936-37	31	34 (H)		39	66 (A)	1976-77	66	56 (B)
	33	29 (A)	1958-59	60	43 (B)		58	65 (H)
1937-38	48	50 (A)		48	54 (A)		62	72 (A)
	52	42 (H)		54	65 (H)	1977-78	75	68 (B)
1938-39	39	56 (A)	1959-60	54	63 (A)		78	64 (A)
	45	53 (H)		49	50 (H)		68	74 (H)
1939-40	41	56 (H)	1960-61	58	69 (A)	Total	7,027	7,154
	28	45 (A)		83	61 (H)			
1940-41	29	40 (H)	1961-62	57	56 (H)			
	43	42 (A)		71	69 (A)			
1941-42	29	37 (A)	1962-63	93	86 (B)			
	41	46 (H)		77	84 (A)			
1942-43	32	56 (H)		75	77 (H)			
	48	65 (A)	1963-63	66	75 (B)			
1943-44	35	45 (A)		76	69 (H)			
	32	43 (H)		76	82 (A)			

* NCAA Playoff at Kansas City, Mo.

KANSAS SERIES RECORD

Games: 170 Won by Nebraska—54* Won by Kansas—116

Year	Games in the Sports Complex: 2		Won by Nebraska—2		Won by Kansas—0			
	Neb.	K.U.	Year	Neb.	K.U.	Year	Neb.	K.U.
1897-1898*	W	L	1931-32	31	34 (H)	1959-60	47	60 (H)
1899-1900	48	8 (H)		19	51 (A)		74	79 (A)
1901-02	35	29 (A)	1932-33	29	32 (A)	1960-61	53	78 (B)
1902-03	23	19 (H)		20	34 (H)		33	38 (H)
1905-06	17	37 (H)	1933-34	24	21 (H)		69	68 (A)
1906-07	32	19 (A)		24	25 (A)	1961-62	68	69 (B)
1907-08	20	17 (A)	1934-35	21	32 (A)		69	67 (A)
	23	21 (A)		24	32 (H)		70	73 (H)
	26	28 (H)	1935-36	23	45 (A)	1962-63	53	72 (A)
	25	28 (H)		36	43 (H)		39	45 (H)
1908-09	17	36 (A)	1936-37	22	27 (A)	1963-64	48	74 (A)
	13	48 (A)		37	32 (H)		55	64 (H)
	13	18 (H)	1937-38	33	48 (A)	1964-65	56	66 (H)
	**	22		47	50 (H)		62	71 (A)
	**	15	1938-39	48	37 (H)	1965-66	61	71 (B)
		32		46	49 (A)		83	75 (H)
1909-10	17	33 (A)	1939-40	24	40 (A)		73	110 (A)
	16	40 (A)		41	48 (H)	1966-67	58	84 (A)
	20	40 (H)	1940-41	38	44 (A)		57	64 (H)
	13	40 (H)		53	55 (H)	1967-68	60	71 (A)
1910-11	15	11 (A)	1941-42	32	51 (H)		76	69 (H)
	12	37 (A)		30	58 (A)	1968-69	56	82 (B)
	34	24 (H)	1942-43	24	56 (H)		52	56 (H)
	38	26 (H)		33	52 (A)		73	79 (A)
1911-12	30	26 (A)	1943-44	27	51 (A)	1969-70	78	73 (B)
	49	21 (H)		47	56 (H)		84	73 (H)
	29	28 (H)	1944-45	33	48 (A)		87	100 (A)
	30	27 (A)		59	45 (H)	1970-71	52	72 (B)
1912-13	40	26 (H)	1945-46	44	56 (H)		67	81 (H)
	18	16 (A)		30	72 (A)		54	59 (A)
	***	24	1946-47	48	46 (H)	1971-72 (OT)	55	57 (A)
1914-15	17	45 (A)		37	69 (A)		99	78 (H)
	23	30 (A)	1947-48	60	64 (B)	1972-73	74	72 (B)
1915-16	34	33 (H)		61	57 (A)		59	46 (A)
	40	27 (H)		70	64 (H)		62	59 (H)
1916-17	21	19 (A)	1948-49	52	34 (H)	1973-74	66	75 (B)
	10	30 (A)		49	39 (A)		64	79 (A)
1917-18	24	23 (H)	1949-50	57	56 (H)		46	51 (H)
	25	31 (H)		36	49 (A)	1974-75	62	63 (B)
1918-19	7	31 (A)	1950-51	47	63 (B)		44	72 (A)
	29	24 (A)		41	66 (A)		(2OT) 77	79 (H)
1921-22	15	25 (H)		52	61 (H)	1975-76	66	69 (B)
	18	41 (A)	1951-52	66	69 (H)		57	54 (H)
1922-23	20	30 (A)		52	90 (A)		62	58 (A)
	15	36 (H)	1952-53	66	73 (B)	1976-77	60	57 (H)
1923-24	18	19 (A)		59	65 (H)		66	74 (A)
	10	13 (H)		58	77 (A)		****	58
1924-25	20	25 (H)	1953-54	68	79 (A)	1977-78	62	58 (H)
	20	28 (A)		62	67 (H)		70	75 (A)
1925-26	14	25 (H)	1954-55	66	69 (B)	Total	7,157	8,331
	17	30 (A)		66	62 (H)			
1926-27	27	24 (A)		66	55 (A)			
	25	34 (H)	1955-56	56	80 (A)			
1927-28	27	33 (A)		56	60 (H)			
	32	28 (H)	1956-57	54	69 (H)			
1928-29	30	29 (H)		60	87 (A)			
	37	31 (A)	1957-58	46	102 (A)			
1929-30	20	27 (A)		43	41 (H)			
	35	36 (H)	1958-59	55	63 (H)			
1930-31	31	30 (A)		50	66 (A)			
	29	34 (H)						

* KU doesn't count the 1897-98 game
 ** at Kansas City, Kan.
 *** at Manhattan, Kan.
 **** Big 8 Postseason

BIG EIGHT SERIES RECORDS

Nebraska vs. Colorado—

Consecutive wins (year ended): Nebraska 8 (1949-50, first eight games of series); Colorado 11 (1964-65).

Points scored: Nebraska 88, at Boulder, Mar. 5, 1966; Colorado 95, at Boulder, Mar. 5, 1966.

Combined score: 183, Colorado 95, Nebraska 88, at Boulder, Mar. 5, 1966.

Winning margin: Nebraska 26, in Lincoln, Jan. 25, 1975 (85-59); Colorado 42, at Big 8 Tournament, Dec. 29, 1954 (89-47).

Nebraska vs. Iowa State—

Consecutive wins (year ended): Nebraska 9 (1914-15); Iowa State 7 (1962-63).

Points scored: Nebraska 94, in Lincoln, Feb. 11, 1967; Iowa State 99, at Ames, Jan. 25, 1969.

Combined score: 192, Iowa State 99, Nebraska 93, at Ames, Jan. 25, 1969.

Winning margin: Nebraska 29, in Lincoln, Feb. 15, 1936 (49-20); Iowa State 32, in Lincoln, Jan. 8, 1944 (58-35).

Nebraska vs. Kansas—

Consecutive wins (year ended): Nebraska 8 (1912-13); Kansas 12 (twice, 1944-45, 1954-55).

Points scored: Nebraska 99, in Lincoln, Feb. 19, 1972; Kansas 110, at Lawrence, Feb. 26, 1966.

Combined score: 187 Kansas 100, Nebraska 87, at Lawrence, Feb. 17, 1970.

Winning margin: Nebraska 40, in Lincoln, Mar. 2, 1900 (48-8); Kansas 56, at Lawrence, Feb. 8, 1958 (102-46).

Nebraska vs. Kansas State—

Consecutive wins (year ended): Nebraska 6 (1937-38); Kansas State 11 (1964-65).

Points scored: Nebraska 92, in Lincoln, Feb. 10, 1968; Kansas State 108, at Manhattan, Mar. 10, 1953.

Combined score: 188, Kansas State 108, Nebraska 80, at Manhattan, Mar. 10, 1953.

Winning margin: Nebraska 36, 1905-06 (50-14, first game of series); Kansas State 36, at Manhattan, Feb. 4, 1957 (89-53).

Nebraska vs. Missouri—

Consecutive wins (year ended): Nebraska 6 (three times, 1943-44, 1950-51, 1967-68); Missouri 6 (three times, 1933-34, 1940-41, 1973-74).

Points scored: Nebraska 99, in Lincoln, Jan. 28, 1967; Missouri 97, at Columbia, Mar. 6, 1961.

Combined score: 181, Nebraska 99, Missouri 82, in Lincoln, Jan. 28, 1967.
 Winning margin: Nebraska 29, in Lincoln, Feb. 19, 1937 (50-21); Missouri 39, 1921-22 (55-16).

Nebraska vs. Oklahoma—

Consecutive wins (year ended): Nebraska 9 (1970-71); Oklahoma 11 (1946-47).
 Points scored: Nebraska 110, in Lincoln, Jan. 27, 1968; Oklahoma 99, at Norman, Jan. 9, 1967.
 Combined score: 200, Nebraska 110, Oklahoma 90, in Lincoln, Jan. 27, 1968.
 Winning margin: Nebraska 27, in Lincoln, Feb. 24, 1936 (55-28); Oklahoma 30, at Norman, Feb. 17, 1934 (53-23).

Nebraska vs. Oklahoma State—

Consecutive wins (year ended): Nebraska 8 (1968-69); Oklahoma State 6 (1958-59).
 Points scored: Nebraska 88, in Lincoln, Mar. 6, 1967; Oklahoma State 93, at Stillwater, Jan. 9, 1965.
 Combined score: 159, Nebraska 88, Oklahoma State 71, in Lincoln, Mar. 6, 1967.
 Winning margin: Nebraska 21, in Lincoln (twice), Mar. 7, 1966 (85-64), Jan. 30, 1971 (80-59); Oklahoma State 39, at Stillwater, Jan. 9, 1965 (93-54).

NON CONFERENCE SERIES HISTORY

Key: (H)—Home Games, (A)—Away Games

MINNESOTA SERIES RECORD

Games: 48 Won by Nebraska—10 Won by Minnesota—38

Games in the Sports Complex: 1 Won by Nebraska—1 Won by Minnesota—0
 Games in the Coliseum: 12 Won by Nebraska—3 Won by Minnesota—9

Year	Neb.	MU	Year	Neb.	MU	Year	Neb.	MU
1901-02	9	52	1914-15	16	22	1947-48	59	63 (A)
1902-03	14	41		9	23	1948-49	52	61 (H)
1903-04	21	42	1931-32	24	32 (A)	1950-51	41	55 (A)
1904-05	22	21	1932-22	25	27 (A)	1951-52	55	63 (H)
	28	25		22	32 (H)	1952-53	62	71 (A)
1906-07	19	20	1933-34	16	32 (A)	1953-54	64	75 (H)
	18	20	1934-35	26	24 (H)	1958-59	57	78 (A)
1908-09	17	24	1935-36	41	24 (A)	1959-60	76	66 (H)
	21	39	1936-37	29	24 (H)	1976-77	* 1	0 (H)
	26	28	1937-38	28	33 (A)	1977-78	63	49 (A)
	20	29	1938-39	37	66 (H)	Total	1429	1892
1909-10	14	33	1939-40	37	61 (A)	*Minnesota forfeit—NCAA ruling		
	9	27	1940-41	36	43 (H)			
1910-11	10	25	1941-42	32	56 (A)			
	15	40	1943-44	21	40 (A)			
1911-12	15	40		32	45 (H)			
1912-13	11	20	1944-45	54	55 (H)			
1913-14	21	16	1945-46	30	55 (A)			
	14	9	1946-47	58	66 (H)			

NON-CONFERENCE SERIES HISTORY (Cont.)

PURDUE SERIES HISTORY

Games: 6 Won by Nebraska: 2 Won by Purdue: 4

Games in Coliseum: 3 Won by Nebraska: 1 Won by Purdue: 2

Year	Neb.	PU	Year	Neb.	PU
1947-48	56	60 (H)	1963-64	75	81 (A)
1948-49	47	64 (A)	1964-65	96	85 (H)
1956-57	65	62 (A)	Totals	400	422
1957-58	61	70 (H)			

CREIGHTON SERIES RECORD

Games: 8 Won by Nebraska—4 Won by Creighton—4

Games in Sports Complex—1 Won by Nebraska—1 Won by Creighton—0

Games in the Coliseum: 2 Won by Nebraska—0 Won by Creighton—2

Year	Neb.	CU	Year	Neb.	CU
1922-23	24	46	1931-32	18	47 (A)
1923-24	25	21		26	28 (H)
1924-25	15	11 (A)	1977-78	65	58 (H)
1925-26	20	15 (A)	Total	204	241
	11	15 (H)			

MISSISSIPPI SERIES HISTORY

Games: 1 Won by Nebraska: 1 Won by Mississippi: 0

Games in Sports Complex: 1 Won by Nebraska: 1 Won by Mississippi: 0

Year	Neb.	MU
1977-78	80	70 (H)
Totals	80	70


MIDDLE TENNESSEE ST. SERIES HISTORY

Games: 1 Won by Nebraska: 0 Won by Middle Tennessee: 1

Year	Neb.	MTSU
1973-74*	65	76
Totals	65	76

*Vanderbilt Invitational

**BRIAN
BANKS**



**CARL
McPIPE**

THE HAMMOND HUSTLERS



**HEDBERG
DRIVES**



FROM THE CORNER



BASELINE



LAYUP



THE 'HUSTLERS' AT WORK



HUSKER MANIA



FAST BREAK





**BANKS'
PATENTED
JUMPER**




JOE CIPRIANO

1978 UPI BIG 8 COACH OF THE YEAR







NEBRASKA

ADMINISTRATION

University of Nebraska



Regent
James H. Moylan



Regent
Kermit Hansen



Regent
Robert L. Raun



Regent
Robert R. Koefoot, M.D.



Regent
Robert J. Prokop, M.D., Ph.D.



Regent
Kermit Wagner



Regent
Edward Schwartzkopf



Regent
Robert G. Simmons, Jr.



Student Regent
Kenneth H. Marienau



Student Regent
Paul M. Hoffmann



Student Regent
Rodney D. Anderson

BOARD OF REGENTS

NEBRASKA'S PRESIDENT

Ronald W. Roskens, Ph.D.



Dr. Roskens was named President of the University of Nebraska in April of 1977. Prior to that he served as Chancellor of the University of Nebraska at Omaha, a position he assumed on July 1, 1972.

Reared on a farm near Spencer, Iowa, he earned B.A. and M.A. degrees from the University of Northern Iowa and the Ph.D. from the University of Iowa. He received an honorary Doctor of Laws from Creighton University in May of 1978.

Dr. Roskens has received numerous awards, including the Outstanding Alumnus Award from the University of Northern Iowa, the Brotherhood Award from the National Conference of Christians and Jews and the National 4-H Alumnus Award. He is listed in the National Register of Educational Researchers, Who's Who in America and American Men and Women of Science.

DR. ROY A. YOUNG



Dr. Roy A. Young took up his duties June 1, 1976, as chief executive officer of the University of Nebraska—Lincoln, which has extension and research facilities throughout the state as well as its two main campuses in Lincoln. He came to Nebraska from Corvallis, Ore., where he was Vice President for Research and Graduate Studies at Oregon State University.

A native of McAlister, New Mexico, Dr. Young served in his post at Oregon State since 1970. He has gained an international reputation as a scientist since joining Oregon State in 1948 as an assistant professor in the Department of Botany and Plant Pathology. He later moved through the academic ranks to professor and became head of the Department in 1958. He was named dean of research in 1966. During the fiscal year 1969–70 he served as acting president of Oregon State.

Dr. Young received the B.S. degree at New Mexico State University and holds M.S. and Ph.D. degrees in plant pathology from Iowa State University. The author of more than 60 publications, he is a Fellow of the American Association of the Advancement of Science and the American Phytopathological Society. He also is a member of the American Institute for Biological Sciences, Sigma Xi, Phi Kappa Phi, Phi Sigma, Blue Key, and Sigma Alpha Epsilon fraternity. In 1978 he was awarded an honorary Doctor of Laws degree by New Mexico State University.

Dr. Young currently serves as Chairman of the Committee on Energy and Environment of the National Association of State Universities and Land Grant Colleges. He also serves on the Department of State's U. S. National Committee for Man and the Biosphere, the Department of Commerce's Sea Grant Review Panel, and the National Science Foundation's Advisory Committee on Applied Science and Research Applications Policy.

He is a member of the Board of Directors of the Pacific Power and Light Company, Boyce Thompson Institute for Plant Research, and the First National Bank and Trust Company of Lincoln.

He is past president of the Pacific Division, American Association for the Advancement of Science, former chairman of the Council for Research Policy and Administration of the National Association of State Universities and Land-Grant Colleges, and former member of the Commission on Undergraduate Education in Biological Sciences.

Dr. Young and his wife Marilyn have two children, Janet, and Randall.

Big 8 Faculty Representative

DR. KEITH L. BROMAN

Dr. Keith L. Broman is in his seventh year as the Big 8 Faculty Representative for the University of Nebraska. Dr. Broman served as Chairman of the Faculty Representatives in 1972-1973. He serves as secretary of the Faculty Representatives Group in the College Football Association.



After graduating from South Bend, Indiana, Central in June of 1940, Dr. Broman attended Indiana University for three years, then transferred to Berea (Kentucky) College. After receiving Navy V-12 training at Berea in 1944, he entered the Harvard Graduate School of Business while serving as Assistant Supply Officer, NAS Coco Solo, from 1945 to 1946.

He returned to Harvard following a tour of duty with the Navy during the war and received the MBA from Harvard in 1947. From 1947 to 1951, he was an instructor at Ohio University, then he came to Lincoln where he served on the Nebraska faculty until 1954. The next year was spent as an assistant professor at the University

of Wisconsin.

He received the Ph.D. from Nebraska in 1955 and returned to the NU faculty as an Associate Professor of Business Organization until he advanced to the status of full professor in 1963. In 1968, he was named Chairman of the Department of Finance at NU, retiring from this position in 1979.

Dr. Broman is a member of the First Presbyterian Church where he serves as a member of the Foundation Board. In the past, he has been an Elder (Clerk of Session), Deacon and member of the Board of Trustees. Dr. Broman is also a member of the American Finance Association, American Accounting Association, Midwest Business Administration, Beta Gamma Sigma and Delta Sigma Pi. He is a retired Commander of the Supply Corps, U.S. Naval Reserves, and serves as a consultant for Investment Education & Practice.

Dr. Broman and his wife, Ruth, formerly Ruth Jane DuBois, have been married since 1944. They have two daughters, Rebecca Ann Cross, Lincoln, and Lisa Marie, who is a senior in journalism at Nebraska. He is a grandfather.



FACTS ABOUT THE UNIVERSITY OF NEBRASKA

A Brief History—

The University of Nebraska, now an institution of three major components—the University of Nebraska—Lincoln, the University of Nebraska at Omaha and University of Nebraska Medical Center, Omaha—and a collection of agricultural experiment stations and related offices across the state, was chartered by the Nebraska Legislature in 1869 and held its first classes in 1871 in a 3-story brick building on the outskirts of Lincoln.

At its chartering, the University was committed to instruct in agriculture, the "mechanic arts," and military tactics by the terms of the Land-Grant College Act of 1862 to which the Legislature subscribed. These special endeavors, however, were made parts of the total University program with the result that Nebraska, unlike some of its neighbors, has had but one major institution of higher education.

The early years were fraught with internal ideological conflicts, with financial problems and with shortages of collegiate students. The University not only survived without interruption, it managed to establish the first program of graduate education west of the Mississippi in the mid-1880s. By 1909 it had attained membership in the select Association of American Universities, a tribute to the high quality of its faculty and scholastic programs.

The University of Nebraska—Lincoln now has nine Colleges, plus four Schools and many other programs. Thirty-nine doctoral level, 61 masters, 110 undergraduate and 15 pre-professional areas of study are offered.

Lack of financial support forced the University in 1888 to close the Medical College it had opened in Lincoln five years earlier. In 1902, the University reentered the field of medical education, taking over the Omaha Medical College. This became the University of Nebraska Medical Center in Omaha.

Since the adoption of the Nebraska constitution in 1875, the University has been governed by an elected Board of Regents. In 1968, pursuant to legislative action and a city-wide election in Omaha, the Board of Regents was made responsible for governance of the former municipal University of Omaha, renamed the University of Nebraska at Omaha. In 1970, the number of regents was increased from six to eight. This number was increased again in 1974, when a representative of the student body from each of the three campuses became a non-voting member.

In 1971, the chief executive officer of the University was given the title of President. The executive heads of the three components, the University of Nebraska—Lincoln, the University of Nebraska at Omaha, and the University of Nebraska Medical Center, were accorded the titles of chancellor and Vice President.

Points of Interest on Campus—

Museum—The University of Nebraska State Museum has an outstanding collection of fossil mammals and is world renowned for its Elephant Hall. There are galleries of health science, Nebraska wildlife, zoology, geology and anthropology. In addition to its exhibits on three floors of Morrill Hall at 14th and U, the museum has extensive research collections in Nebraska Hall.

Art—The Sheldon Memorial Art Gallery has one of the finest collections on a university campus. Its sculpture garden is also one of the finest in the nation.

Music—School of Music students and faculty perform regularly in Kimball Recital Hall and throughout the state. There is an active schedule of concerts by

University choral and instrumental groups, musical theatre productions and a wide range of musical and dance events by visiting artists.

Theatre—During the school year there are periodic performances by the University company in Howell Memorial Theatre. A repertory group performs throughout the summer months.

Nebraska Union—This social center of the campus provides a variety of food service facilities and relaxation areas for students and visitors to the campus. It houses the placement center and offices for student organizations. Facilities include book store, bowling alley, pool hall, game rooms, TV rooms, record rooms, study rooms, meeting rooms and ballrooms for large meetings and social events. A new Union has been built on East Campus.

Carillon Tower—Built in 1948, the gift of alumnus Ralph S. Mueller, the tower has become a symbol of the NU Lincoln campus. It houses a 2½ octave electronic English bells carillon, played on ceremonial occasions from a keyboard.

Historical Museum—The State Historical Society has its museum and library on the campus. It features Nebraska lore dating from early Indian relics.

Center for Continuing Education—Conference and hotel facilities at 33rd and Holdrege provide a site for hundreds of adult and youth meetings each year. Continuing education programs are planned by a professional staff. The Center was financed through a grant from the Kellogg Foundation and by public subscription.

Planetarium—Public sky shows are presented daily during the summer and on weekends during the school year. Special shows are also given to University classes and visiting school groups.

THE COLLEGES

Name and date established as an independent school.	Enrollment (Fall 1977)
Agriculture (1872)	1,800
Architecture (1973)	484
Arts & Sciences (1871)	4,783
Business Administration (1919)	2,602
Dentistry (1919)	304
Engineering & Technology (1909)	1,698
Home Economics (1970)	1,105
Law (1891)	452
Teachers (1908)	2,764
Graduate Studies	3,474
Continuing Studies	989
Undeclared	1,530
Visiting Students	272
Total	22,256

FACULTY

Full-time Equivalent (Budgeted) 1,244

ENROLLMENT DATA (1977)

Undergraduate	17,037
Professional	756
Graduate	3,474
Continuing Studies	989
Nebraska Residents	19,643
Out-of-State Residents	1,986
Foreign Students	627
Men	12,779
Women	9,477

DEGREES GRANTED (1976-77)

Undergraduate	2,599
Professional	170
Graduate	919
Total	3,688

DEGREES GRANTED SINCE FOUNDING
117,883

GENERAL INFORMATION

TUITION AND FEES—1978-79 (Average Load—Per Semester)

	Resident	Non-Resident
Undergraduate (15 hours)	\$ 404.00	\$ 981.50
Graduate (9 hours)	269.00	615.50
Law	413.50	1,019.50
Dentistry	1,299.00*	2,049.00*

*Includes books and instruments.

Financial Aid

In 1976-77 student financial aid totalled \$3 million from scholarships and grants (\$450,000 from University funds), \$4.4 million in loans (National Defense and Federally Insured loans) and \$3.6 million from student employment (work-study and University part-time work). Information on aid can be obtained from the Office of Scholarships and Financial Aid, 113 Administration Building.

Housing

The University of Nebraska Board of Regents adopted policy requires all unmarried freshmen who do not reach the age of 20 by October 1 of the current academic year and who do not commute from their permanent homes, to reside in on-campus housing facilities. These facilities include residence halls, cooperative houses, fraternity houses and sorority houses. Sophomores must adhere to the same requirement unless they file written parental permission to live off-campus in advance with the Office of University Housing.

Continuing Studies

The Division of Continuing Studies provides students of all ages a wide variety of non-traditional educational opportunities. It operates the largest university based independent study by correspondence program in the U.S., offering college and high school courses, and a Class A high school diploma can be earned. On-campus evening class and out-state field credit class programs are conducted through the Division, as well as the State University of Nebraska (SUN) program which utilizes television and other media to bring learning opportunities into the home. The Division conducts hundreds of non-credit conferences and institutes annually at the Nebraska Center for Continuing Education in Lincoln and at out-state locations. Learning Centers at Lincoln, Kearney, Scottsbluff and Omaha are operated by the Division to develop and administer learning opportunities in those geographic areas. The Division's Instructional Media Center meets the instructional media needs on campus and maintains more than 6,000 educational films, filmstrips and tape recordings which are available on a rental basis to schools, organizations and agencies.

Research

Research is conducted at the University in agriculture, education, business, engineering, law, health sciences, home economics, biological, physical and social sciences and humanities. Total support of \$9.7 million includes funds from a variety of federal, state and private sources.

Athletics

The Department of Intercollegiate Athletics fields men's teams in basketball, football, track (cross-country, indoor and outdoor), swimming, wrestling, golf,

baseball, tennis and gymnastics, and women's teams in volleyball, basketball, gymnastics, swimming, softball, golf, track (cross country, indoor and outdoor), and tennis. The NU Sports Complex opened in 1976-77 seats 15,000 for basketball, 3,500 in the natatorium and 5,000 for indoor track. Memorial Stadium seats 73,531 for football. Ed Weir Stadium seats 5,500 for outdoor track. Nebraska's new baseball stadium, Buck Beltzer Field, is under construction.

University of Nebraska Foundation


The University of Nebraska Foundation is a legally incorporated non-profit organization chartered under Nebraska law. Through its solicitation and investment programs, it provides between \$2 and \$3 million in benefits annually for the University. Among the benefits are: \$770,000 in scholarships and fellowships; \$420,000 in research equipment and support; \$145,000 in support of professorships, and \$100,000 in support of art, museum and library acquisitions. The Foundation has available \$600,000 annually in low-interest student loans. Approximately 18,000 gifts are received by the Foundation each year. Its assets are nearly \$28 million.

Nebraska Alumni Association

The Nebraska Alumni Association is an independent association of former students and graduates of the University of Nebraska-Lincoln campus. It publishes the bimonthly Nebraska Alumnus magazine, the Alumni Sports Reporter and maintains biographical records on all graduates and former students. In addition, the Alumni Association sponsors a world-wide network of alumni clubs, alumni tours, and class reunions. The Association consists of 103,000 alumni living throughout the world and has a paid membership of 14,000.







NEBRASKA ATHLETIC ADMINISTRATION

BOB DEVANEY

**Athletic Director
University of Nebraska**



One of the greatest coaches in the history of American football, Bob Devaney is now turning his vast energies toward supervision of the entire athletic program at the University of Nebraska. Devaney heads both the men's and women's athletic programs.

Nebraska has one of the finest athletic plants in the nation, thanks to Devaney's inspiration and leadership during the past 16 years.

Since Devaney became Athletic Director in 1967, Nebraska's Memorial Stadium has an enlarged (9,400) capacity of 73,531—largest in the Big 8—as well as an AstroTurf field, huge press box and electronic scoreboard.

Since 1967, the Cornhuskers have a multi-purpose office building at the south end of Memorial Stadium, and they have an outdoor track facility—Ed Weir Stadium—and a baseball park with new AstroTurf, named Buck Beltzer Field during the fall of 1978.

Devaney also spear-headed a drive for the new multi-purpose complex that resulted in the Nebraska Legislature voting a cigarette tax to finance a 15,000-seat basketball arena, with adjacent swimming complex and indoor track plant. The result of his efforts was the Nebraska Sports Complex, which opened its doors in the fall of 1976. Besides the basketball arena, the NU Sports Complex, located on the Nebraska State Fairgrounds, houses a 220-yard synthetic track with seating for 4,500, a 25 meter x 25 yard swimming pool, and a practice area for the wrestling and gymnastics teams.

Few coaches ever achieved the success Devaney did as headmaster of the Nebraska Cornhuskers from 1962 to 1972. During most of that span he was the "winningest coach in the nation," based on percentage of victories. He wound up with three straight Orange Bowl wins to go with his amazing record of nine bowl trips in 11 years, eight Big 8 titles, two national championships, two Outland Trophy winners, a Lombardi Trophy winner, a Heisman Trophy winner and numerous Coach of the Year and similar honors. Twice his teams won four straight titles—1963-1966 and 1969-1972.

In his final season, Devaney's 1972 Huskers went 9-2-1 with a 40-6 win over Notre Dame in the Orange Bowl, and Bob led the nation's active coaches with a lifetime record of 136-30-7 for an .806 winning percentage. That year, too, Johnny

Rodgers won the Heisman Trophy and Rich Glover swept the Outland and Lombardi Trophies, a feat never equalled by any other school.

Devaney was named Coach of the Year by the Walter Camp Foundation, the Washington Touchdown Club and the Football Writers Association after Nebraska's Cornhuskers were undefeated in 13 games in 1971, sweeping to the national championship after winning the Game of the Century against Oklahoma, 35-31.

It was the second-straight national championship for Nebraska. The 1970 team was also undefeated (11-0-1), and during the span of 1969 to 1972, the Huskers went 32 games without a defeat. After Nebraska defeated LSU in the 1971 Orange Bowl game to win its first national title, former President Richard Nixon came to Lincoln to bestow a presidential plaque upon Devaney and co-captains Dan Schneiss and Jerry Murtaugh.

The Devaney Huskers reaped countless honors during those two years—AP and UPI trophies, the Grantland Rice Trophy, the MacArthur Bowl, Big 8 and Orange Bowl trophies and Coach of the Year by the Football News.

All Star games were old hat for Devaney who coached in many post-season classics such as the Hula Bowl, the Coaches All America, the All America Bowl, the Blue-Gray and the Shrine East-West. He also coached the College All Stars against the NFL Champion Dallas Cowboys in the 1972 Chicago game.

At Nebraska, Devaney's teams won 101, lost 20 and tied two in 11 years, following his 35-10-5 record at Wyoming. He never had a losing season at Nebraska and he directed three undefeated teams—in 1965, 1970 and 1971. In 11 years Devaney's teams went to nine post-season games, winning six and losing three. The Huskers played in the Gotham Bowl, Cotton Bowl, Sugar Bowl, Sun Bowl and four times in the Orange Bowl with Devaney at the helm.

Under Devaney's outstanding leadership, too, the Cornhuskers produced 22 All America players and 72 All Big 8 selections in the past ten years.

Devaney played football as an end at Alma College in Michigan, graduating with a B.S. in 1939.

After starting his coaching career at Big Beaver, Mich., High, Devaney moved to Keego Harbor and Saginaw before spending seven years at Alpena High where his teams had a 52-9-0 record. He then joined Biggie Munn, and later Duffy Daugherty, at Michigan State before becoming head coach at Wyoming in 1957.

Devaney is married to his college sweetheart, the former Phyllis Wiley. His son, Mike, and daughter Patricia, are both graduates of the University of Nebraska. He's a grandfather, too, with Mike's family including a daughter and a son.

NEBRASKA ATHLETIC DIRECTORS

1928-1931—H. D. Gish
1932-1936—D. X. Bible
1937-1942—L. McC Jones
1942-1947—A. J. Lewandowski
1948-1953—George (Potsy) Clark

1954-1960—J. W. Orwig
1961 —Charles Miller and
Joseph Soshnik
1962-1966—Tippy Dye
1967— —Bob Devaney

DON BRYANT, Assistant Athletic Director and Sports Information Director

Don Bryant is starting his 16th year as Nebraska's Sports Information Director. He also is Assistant Athletic Director and has general administrative responsibilities in addition to those relating to the Sports Information Office.

Tabbed "The Fat Fox," many years ago, Bryant joined the University of Nebraska Athletic Department staff in the spring of 1963, succeeding the late John Bentley who retired.

In addition to supervising publicity, programs, press facilities, records, publications, press and public relations for the Athletic Department, Bryant also coordinates such activities as advertising, special events, halftime activities and athletic awards.

Bryant currently is president of the College Sports Information Directors of America, and in June of 1975 was inducted into the CoSIDA Hall of Fame. He is a charter member and served two terms as President of the Nebraska Sportswriters and Sportscasters Association.

He currently is a director of the U.S. Basketball Writers Association and also serves on the NCAA Public Relations Committee. He is also a board member of the Football Writers Association of America and presently serves as secretary of the Nebraska Chapter of the National Football Foundation and Hall of Fame. He is also on the N.F.F.H.F. National Council.



A native of Lincoln and a graduate of the University of Nebraska, Bryant twice served in the U.S. Marine Corps before becoming sports editor of the Lincoln Star in 1954. He was named Nebraska's "Sportswriter of the Year" in 1961 and 1962 by the National Sportscasters and Sportswriters Assn. Many Nebraska publications edited by Bryant have received regional and national honors.

The Cornhusker publicist was chairman of the Nebraska Centennial Commission's All Sports Committee for the 1967 celebration. He has served as a Scoutmaster and as adult advisor to the Golden Sun Lodge of the Order of the Arrow for the Cornhusker Council and currently serves on the Council Executive Committee. He is a member of the Nebraska Governor's Council for Physical Fitness and was on the Advisory Council of the Nebraska Revolution Bicentennial Commission.

Bryant is married to the former Joan Peden and is the father of two married sons, Bill and Jeff.

Bryant's Office: Phone: 402-472-2263(4) (Home: 423-6563)

BILL BENNETT, Assistant Sports Information Director

Bill Bennett, beginning his fifth year, has been the assistant SID at Nebraska since June of 1974. Before that, from January to June of '74, he was a part-time student assistant to Sports Information Director Don Bryant.



Bennett assists in the production of the Husker football, gymnastics, baseball and track guides, along with the compiling and editing of the Nebraska basketball guide. He also assists Bryant in coordinating press and public relations and in helping publicize all Nebraska teams.

He is a member of the College Sports Information Directors of America, Football Writers Association of America, United States Basketball Writers Association, Track and Field Writers of America and the Nebraska Sportswriters and Sportscasters Association. He is also on the Board of Directors of the Nebraska Gymnastics Booster Club.

A graduate of Lincoln Southeast High School in 1970, Bennett received his Bachelor of Arts degree in journalism from Nebraska in May of 1974.

He is married to the former Gwen Trautman.

Office Phone: 402-472-2263(4) (Home: 423-1415)



BILL FISHER, Business Manager and Concessions Director

Bill Fisher joined the University of Nebraska Athletic Department in 1961, following the sudden death of longtime coach and business manager A. J. Lewandowski. He is in his 18th year at NU.



He assumed the duties of concessions director in 1967, succeeding H. H. (Ike) Hanscom, who retired.

A graduate of the University of Illinois with graduate work at the Harvard Business School, Fisher handles all athletic department fiscal matters, and is in charge of all team travel and accommodations for the Cornhusker football team when it is on the road.

Fisher and his wife, Betty, have three daughters—Sharon Lebsack, Mary Helen Revelle, Malissa, and a son, Richard. Sharon and Mary are married to former Cornhusker football players Dave Lebsack and Bob Revelle.
Fisher's Office: Phone: 402-472-2273 (Home: 466-0030).



HELEN RUTH WAGNER, Ticket Manager

Helen Ruth Wagner begins her second year as Nebraska's Ticket Manager, after serving more than a year-and-a-half (1976-77) as the acting Ticket Manager, following Jim Pittenger's January 1976 stroke. 'Pitt' had been the Husker ticket head and assistant athletic director since 1962.

Mrs. Wagner started working in the Nebraska Ticket Office in 1963, when she served as Pittenger's office superintendent.

One of her many duties as the Husker Ticket Manager is to coordinate ticket sales for all Husker home and away sporting events.

She is an alumna of the University of Nebraska and the Lincoln School of Commerce.

She and her husband, Glenn, who is the Sales Manager at the Port Huron Machine and Supply Co. in Lincoln, have three daughters, Susan Tinstman, Cindy Lauterbach, and Sally Wagner. Mrs. Wagner is a grandmother.

Office Phone: 402-472-3111

CORNHUSKER BASKETBALL SCHOOL

More than 6,000 grade school, junior high, and high school athletes have attended the Cornhusker basketball school since it was started in June of 1964 by Nebraska basketball coach Joe Cipriano.

The athletes are housed on the Nebraska campus and the school lasts one month, including four one-week sessions. Included in the day are three two-hour shifts, designed to give the athlete instructions in basic fundamentals, conditioning and actual playing experience. Cipriano's school also travels to different cities throughout western Nebraska during the summer months.

Nebraska was the first school in the Big Eight to begin a clinic of this type and former Husker standouts Sam Martin, Bob Gratopp, Chuck Jura, Jerry Fort and Bob Siegel were all part of the Cornhusker basketball school serving as instructors or participants.

The school is under the supervision of the Nebraska coaching staff, various high school coaches from around the state and senior graduates from the previous year Nebraska team.

The one week session is capped off with an All-Star game. The school is open to athletes from age 10 through the eleventh grade.

NEBRASKA MEDICAL STAFF



George Sullivan
Head Trainer and
Physical Therapist



Jerry Weber
Asst. Trainer and
Physical Therapist



Roland E. 'Duke' LaRue
Asst. Trainer and
Physical Therapist

Dr. Samuel I. Fuenning, director of Athletic Medicine, heads a veteran medical team which includes team physicians Dr. Pat Clare, Dr. Chuck Newman, and consultant Dr. Paul Goetowski, head trainer and physical therapist George Sullivan, assistant trainer and physical therapist Jerry Weber, assistant trainer and physical therapist Roland E. 'Duke' LaRue.

Sullivan became Nebraska's head trainer in Jan. of 1977, succeeding the Huskers long time head trainer, Paul Schneider, who became an administrative assistant to Jim Ross at the NU Sports Complex. Before becoming head trainer, Sullivan was the football team and NU Health Center's physical therapist since 1953.

Among his many honors are: for the last 18 years he's been the chairman of honors and awards for the Citizens Savings Athletic Trainers Hall of Fame; has received his 25-year service award from the National Athletic Trainers Association and in May of 1978, Sullivan was inducted into the Citizens Savings Athletic Trainers Hall of Fame.

Sullivan's assistant is Jerry Weber, in his second year, who earned his MS from Western Illinois in 1977. From Sidney, Weber is no stranger to Nebraska athletics, as he was a student trainer at NU from 1969-74. Following his graduation from Nebraska with a BS in 1974, he earned a Physical Therapy Degree from the NU College of Medicine in Omaha in 1976.

In his first year as assistant trainer and physical therapist is Roland E. 'Duke' LaRue, who succeeded Dennis Sealey, now at the University of Washington. For the last 13 years, LaRue has been the head athletic trainer-chief physical therapist for the men's intercollegiate department at Western Illinois. He earned his BA from Buena Vista College in 1950, his MA from Wyoming in 1957 and his physical therapy certificate degree in 1964 from Iowa.

Assisting Head Trainer and Physical Therapist George Sullivan, along with trainers Jerry Weber and Duke LaRue, is senior Dan Edwards from Ashland.



Dr. Samuel I. Fuenning
Director of
Athletic Medicine



Dr. Pat Clare
Team Physician



Dr. Chuck Newman
Team Physician

NU SPORTS COMPLEX PERSONNEL

JIM ROSS, Assistant Athletic Director and NU Sports Complex Director

Jim Ross, Assistant Athletic Director and former standout freshman and varsity football coach for the Huskers, is in his third year as the Director of the Nebraska Sports Complex.



Ross, starting his 12th year as Assistant AD, served as the Cornhuskers' head Frosh coach from 1969 to 1975. During his freshman tenure, Ross' 1970, 1971, 1972, 1974 and 1975 teams were undefeated, while he finished with a career mark of 27-2. From 1962 to 1968, he was Nebraska's outstanding defensive backfield coach (NU led the nation in the 1960s).

Entering his 17th year at Nebraska, Ross came to Lincoln in 1962, leaving the University of Wyoming with Bob Devaney and his staff. Ross had served under Devaney for five years at Wyoming and before that at Alpena (Mich.) High School. Prior to teaming with Devaney, Ross was the head football coach at Newaygo (Mich.) High School and Standish (Mich.) High School.

Before entering coaching, Ross played for three years as a center and end at Eastern Michigan College, where he graduated in 1939. After college, he fought with the U.S. Army's 33rd Infantry Division during WWII and won the Bronze Star for gallantry in the Philippines.

A 1950 Masters recipient from Wayne University, Ross is married to the former Maurine Martinson and is the father of three daughters, Sharon, Margaret and Kathleen. He is a grandfather.

PAUL SCHNEIDER, Administrative Assistant

Paul Schneider is in his second year as Nebraska's administrative assistant to Jim Ross, head of the NU Sports Complex.

Before becoming the administrative aide, Schnieder was the Huskers long time Head Trainer. He was the NU Head Trainer from 1952-1976, 25 years.



Schneider graduated from Nebraska in 1952, the same year he became trainer. As a student, he was an assistant trainer and also helped coach the Nebraska golf team.

Before that, he was co-owner with his brother of a golf course in Hastings from 1946-50. Then, from 1940-46, he served with the 319th Bomb Group as an Air Force Captain.

Among his honors are, host trainer for the National Trainers Conference at Lincoln in 1954, accompanying the Huskers to 14 postseason football games, receiving his 25-year service award from the National Athletic Trainers Association, and being named the KFOR Sportsman of the Year. This May, he received the Nebraska Football Hall of Fame 1978 Special Merit Award.

Schneider and his wife, Georgia, have three daughters—Connie, Pam and Cindy, and a son, Jeff, a past NU football letterman.

ORVAL BORGIALLI, Administrative Assistant

Starting his first year as an Administrative Assistant at the Nebraska Sports Complex is Orval Borgialli, the Huskers longtime wrestling coach (1964-78) who stepped down from that post this spring to take the position at the Sports Complex.



Borgialli came to Nebraska in the fall of 1964 after coaching wrestling at Niobrara County High School in Lusk, Wyoming, one of the toughest prep wrestling schools in the state.

A native of Newcastle, Wyoming, Borgialli participated in high school wrestling, football, and track. He then attended Nebraska State Teachers College in Chadron, and was an outstanding athlete—competing on the football team for four years and going undefeated in dual wrestling meets. He received his bachelor's degree at Chadron and his master's at Colorado State Teachers College in Greeley, Colorado.

Borgialli appeared in the 1970 edition of *Outstanding Young Men of America*. He was also meet director for wrestling competition for the 1974 and 1977 Junior Olympics, both held in Lincoln.

Coach Borgialli was chosen team leader for the AAU Cultural Exchange team that travelled to West Germany in the summer of 1977. The American wrestlers, primarily from Midwestern universities, returned home undefeated.

Borgialli is married to the former Carol Burg of Hot Springs, South Dakota. He is the father of three children: Susan, Merlen, and Mike.

JERRY LOTT, Operational Superintendent

Jerry Lott is in his third year as operational superintendent for the University of Nebraska Sports Complex.

Prior to March 1976, when the building was first occupied, Jerry served in the capacity of the architect's field representative at the site, working with all phases of construction from 1971-1976.

Jerry is a native of Lincoln, and a graduate of both Lincoln High School and the University of Nebraska where he received a Bachelor of Science Degree in Civil Engineering in 1958. He became a Nebraska Registered Professional Engineer in 1966. Jerry also served with the U.S. Army Signal Corps in Korea.

Jerry and his wife, the former Constance Schaaf have two children—Greg, who is a student at the University of Nebraska; and, Kristin who is in the 8th grade.



BIG 8 CONFERENCE ADMINISTRATIVE STAFF



CHUCK NEINAS
Commissioner



RICHARD MARTIN
Director of
Institutional Evaluation



STEVE HATCHELL
Assistant Commissioner

The Big 8 Conference, under the direction of Commissioner Charles Neinas and Faculty Representatives of each school, is one of the outstanding intercollegiate organizations in the nation.

Administrative offices are located at the River Hills/Mark I Building in Kansas City, Mo.

Commissioner Neinas, one-time NCAA executive, heads a staff of nine outstanding people who give leadership and direction to a full, well-rounded and respected intercollegiate program.

Steve Hatchell, former director of the Service Bureau, is in his first year as Assistant Commissioner, Richard Martin is Director of Institutional Evaluation, and Bruce Finlayson is serving his fourth year as director of football officials and also in his fourth year is Bernie Saggau, director of basketball officials. In his first year as Director of the Service Bureau is former Oklahoma Assistant Sports Information Director, Bill Hancock. Assisting him is Becky French, a Nebraska graduate, in her first year.

The Big 8 secretaries are Ms. D'Anne Stein, Miss Carrollyn Miller, and Ms. Jackie Gentry.

BIG 8 PHONE: AC 816, 471-5088




BRUCE FINLAYSON
Director of Football
Officials



BERNIE SAGGAU
Director of Basketball
Officials



BILL HANCOCK
Director of the
Service Bureau



1977-78 NU IN REVIEW

FINAL 1977-78 VARSITY STATS

(30 games)

Overall Season Record: 22-8

	G-GS	FG-FGA	Pct.	FT-FTA	Pct.	RB	Avg.	A	PF-D	TP	Avg.	High Game
Carl McPipe	29-29	190-357	.532	65-97	.670	228	7.9	18	103-5	445	15.3	29, KU, a
Brian Banks	30-30	173-351	.493	73-103	.709	84	2.8	96	80-3	419	14.0	24, twice
Andre Smith	30-2	105-190	.553	68-111	.613	144	4.8	27	75-0	278	9.3	21, CU, h
Bob Moore	29-14	89-221	.403	24-38	.632	59	2.0	39	66-3	202	7.0	20, KU, a
Curt Hedberg	29-29	80-184	.435	38-47	.809	120	4.1	71	80-4	198	6.8	17, CU, h
Terry Novak	30-30	71-140	.507	58-79	.734	117	3.9	93	79-2	200	6.7	16, Creigh.. h
Mike Naderer	28-16	63-112	.563	11-17	.648	26	0.9	41	56-2	137	4.9	12, 3 times
Gerard Myrthil	24-0	32-73	.439	16-29	.552	29	1.2	35	26-0	80	3.3	10, OU, a
Sil Despot	14-0	11-13	.846	4-9	.444	16	1.1	7	11-0	26	1.9	9, twice
Mark McVicker	22-0	11-32	.344	15-16	.938	22	1.0	4	20-1	37	1.7	9, MSU, h
John Ploetz	5-0	3-17	.176	2-4	.500	11	2.2	0	3-0	8	1.6	4, MSU, h
Other	6-0	3-6	.167	0-1	.000	2	0.3	0	1-0	2	2.6	
Team						105						
NU TOTALS	30	829-1696	.489	374-551	.679	963	32.1	431	600-20	2032	67.7	104, MSU, h
OPP TOTALS	30	735-1546	.475	418-608	.688	967	32.2	315	590-27	1888	62.9	75, twice

TURNOVERS: NU 444; OPP, 515.

Other Stats

STEALS—McPipe 28, Banks 36, Smith 10, Moore 15, Hedberg 15, Novak 23, Naderer 13, Myrthil 14.

BLOCKED SHOTS—McPipe 17, Banks 3, Smith 11, Moore 2, Hedberg 5, Novak 18, Naderer 1, Myrthil 4, Despot 1.

Final 1977-78 Results

Scores	Top NU Scorer	Top NU Rebounder	Attendance
61 Mo. So. St 54 (H)	16, Brian Banks	7, Carl McPipe	6,422
65 Creighton 58 (H)	20, Brian Banks	5, Carl McPipe	14,262
74 South Dakota 64 (H)	25, Carl McPipe	13, Brian Banks	5,162
67 Nevada-Reno 50 (H)	18, Brian Banks	8, Carl McPipe	7,624
69 Cal-Davis 64 (H)	28, Carl McPipe	19, Carl McPipe	6,707
80 Mississippi 70 (H)	22, Carl McPipe	14, Carl McPipe	8,451
63 Minnesota 49 (A)	26, Carl McPipe	11, Carl McPipe	13,578
73 Western Ill. 72 (H)	20, Carl McPipe	7, Carl McPipe	7,126
104 Montana St. 60 (H)	20, Carl McPipe	11, Carl McPipe	8,896
70 Oklahoma St. 58 (B8)	24, Brian Banks	9, Andre Smith	11,500*
60 Kansas St. 69 (B8)	16, Brian Banks	9, Terry Novak	16,680*
75 Oklahoma 68 (B8)	24, Brian Banks	6, Carl McPipe	2,241*
77 Kansas St. 63 (A)	18, McPipe, Smith	7, Carl McPipe	11,220
64 Colorado 73 (A)	14, Banks, McPipe	6, Carl McPipe	3,608
59 Iowa St. 65 (H)	15, Andre Smith	11, Andre Smith	14,747
78 Oklahoma 64 (A)	21, Brian Banks	7, Andre Smith	3,014
56 Missouri 55 (H)	14, Carl McPipe	10, Carl McPipe	14,753
62 Kansas 58 (H)	17, Bob Moore	9, Carl McPipe	14,168
63 Oklahoma St. 57 (H-TV)	12, Banks, Hedberg	7, Curt Hedberg	10,263
86 Colorado 75 (H)	21, Carl McPipe	8, Curt Hedberg	10,381
62 Iowa St. 56 (A)	16, Andre Smith	13, Andre Smith	13,300
63 Kansas St. 50 (H)	21, Carl McPipe	11, Carl McPipe	14,912**
52 Missouri 74 (A)	14, Andre Smith	7, Curt Hedberg	6,778
68 Oklahoma 74 (H)	20, Carl McPipe	7, Carl McPipe	11,290
70 Kansas 75 (A)	29, Carl McPipe	10, Carl McPipe	15,680
67 Oklahoma St. 56 (A)	18, Brian Banks	10, Terry Novak	4,100
71 Oklahoma St. 63 (H)#	22, Brian Banks	9, Carl McPipe	9,699
58 Missouri 61 (A)##	12, Brian Banks	8, McPipe, Hedberg	16,796

67 Utah St. 66 (H)###	18, Carl McPipe	7, Carl McPipe	8,029
48 Texas 67 (A)####	16, Carl McPipe	8, Carl McPipe	13,000

304,396

(B8)—NU placed 3rd at Big 8 Pres. Tourn.
 (H)#—NU won first round of Big 8 Posts. Play.,
 beating Okla. St., 71-63, in Lincoln.
 (A)##—NU lost semifinal game of Big 8 Post.
 Play, losing to Missouri 61-58 at Kansas
 City.
 (H)###—First round game, NIT in Lincoln
 (A)####—Second round game, NIT in Austin

Total Home Att.—172,892
 Avg. Home Att.—10,176 (17 games)
 Total Att.—304,396
 Avg. Total Att.—10,147 (30 games)
 *71,294—New Total Att. Mark at Big 8 Pres. Tour.
 Old Mark, 61,462, 1976
 **14,912—Largest NU Home Crowd in Husker
 history
 Old Mark, 14,757 vs MU, 1978

FINAL 1978 NEBRASKA BIG EIGHT STATS

Big 8 Record: Won 9, Lost 5

	G-GS	FG-FGA	Pct.	FT-FTA	Pct.	RB	Avg.	A	PF-D	TP	Avg.	High Game
Carl McPipe	13-13	79-143	.552	25-33	.758	83	6.4	8	48-2	183	14.1	29, KU, a
Brian Banks	14-14	75-166	.452	27-42	.643	39	2.8	42	42-3	177	12.6	21, OU, a
Andre Smith	14-1	59-97	.608	29-51	.569	66	4.7	18	35-0	147	10.5	21, CU, h
Bob Moore	14-9	53-123	.431	19-26	.731	33	2.4	27	32-2	125	8.9	20, KU, a
Curt Hedberg	14-14	42-94	.447	17-22	.773	63	4.5	30	38-2	101	7.2	17, CU, h
Terry Novak	14-14	28-57	.491	29-41	.707	50	3.6	39	34-1	85	6.1	13, OSU, a
Gerard Myrthil	12-0	20-44	.455	13-17	.765	17	1.4	21	15-0	53	4.4	10, OU, a
Mike Naderer	12-5	17-36	.472	0-0	.000	11	0.9	7	25-1	34	2.8	12, KSU, h
Sil Despot	6-0	5-6	.833	1-4	.250	8	1.3	2	6-0	11	1.8	9, CU, h
Mark McVicker	8-0	1-5	.200	7-8	.875	6	0.8	0	6-0	9	1.1	4, CU, a
John Ploetz	2-0	1-2	.500	0-1	.000	2	1.0	0	0-0	2	1.0	
Team						54						

NU TOTALS 14 380-773 .492 167-245 .682 432 30.9 194 281-11 927 66.2 86, CU, h
 OPP TOTALS 14 352-732 .481 191-284 .673 464 33.1 147 272-9 895 63.9 75, twice
 TURNOVERS: NU 207; OPP, 238.

Other Stats

STEALS—McPipe 11, Banks 12, Smith 5, Moore 8, Hedberg 6, Novak 11, Myrthil 7, Naderer 4,
 BLOCKED SHOTS—McPipe 8, Banks 2, Smith 7, Moore 1, Hedberg 4, Novak 7, Myrthil 2.

Final 1978 Big 8 Results

Results	Top NU Scorer	Top NU Rebounder	Attendance
77 Kansas St. 63 (A)	18, McPipe, Smith	7, Carl McPipe	11,220
64 Colorado 73 (A)	14, Banks, McPipe	6, Carl McPipe	3,608
59 Iowa St. 65 (H)	15, Andre Smith	11, Andre Smith	14,747
78 Oklahoma 64 (A)	21, Brian Banks	7, Andre Smith	3,014
56 Missouri 55 (H)	14, Carl McPipe	10, Carl McPipe	14,753
62 Kansas 58 (H)	17, Bob Moore	9, Carl McPipe	14,168
63 Oklahoma St. 57 (H-TV)	12, Banks, Hdberg	7, Curt Hedberg	10,263
86 Colorado 75 (H)	21, Andre Smith	8, Curt Hedberg	10,381
62 Iowa St. 56 (A)	16, Andre Smith	13, Andre Smith	13,300
63 Kansas St. 50 (H)	21, Carl McPipe	11, Carl McPipe	14,912*
52 Missouri 74 (A)	14, Andre Smith	7, Curt Hedberg	6,778
68 Oklahoma 74 (H)	20, Carl McPipe	7, Carl McPipe	11,290
70 Kansas 75 (A)	29, Carl McPipe	10, Carl McPipe	15,680
67 Oklahoma St. 56 (A)	18, Brian Banks	10, Terry Novak	4,100
			148,214

Big 8 Home Att.—90,154

Big 8 Avg. Home Att.—12,931 (7 games)

Big 8 Total Att.—148,214

Big 8 Avg. Total Att.—10,589 (14 games)

*14,912—Largest NU Home Crowd In History, Old Mark, 14,753 vs. MO., 1978

FINAL 1977-78 NEBRASKA STAT HIGHS

(30 Games)

Player	Most Points	Most Rebounds
Carl McPipe	29, Kansas	19, Cal-Davis, h
Brian Banks	24, twice	5, four times
Andre Smith	21, Colorado, h	13, Iowa St., a
Bob Moore	20, Kansas, a	6, Minnesota, a
Terry Novak	16, Creighton, h	10, Okla St., a
Curt Hedberg	17, Colorado, h	9, Iowa St., a
Mike Naderer	12, 3 times	5, Okla. St., B8
Gerard Myrthil	10, Oklahoma, a	6, Mont. St., h
Mark McVicker	10, Mont. St., h	4, Mont. St., h
Sil Despot	9, twice	4, twice
John Ploetz	4, Mont. St., h	7, Mont. St., h

Individual Highs

Points Scored—29, Carl McPipe vs. Kansas, a
 Field Goals—13, Carl McPipe vs. Cal-D, h
 Field Goal Attempts—23, Carl McPipe vs. South Dakota, h; Cal-Davis, h
 Field Goal Per Cent—1.000 (7-7), Carl McPipe vs. Oklahoma, a
 Free Throws—8, Brian Banks vs. Mo. So. St., h; 7, Smith vs. Miss., h
 Free Throw Attempts—8, Brian Banks vs. Mo. So. St., h; 7, Smith vs. Miss., h
 Free Throw Per Cent—1.000, (8-8), Banks vs. Mo. So. St., h; (7-7) Smith vs. Miss., h; Others 51
 Rebounds—19, McPipe vs. Cal-Davis, h
 Assists—9, Hedberg vs. Montana St., h; Colo., h
 Steals—5, Banks vs. Mo. So. St., h
 Blocked Shots—3, Smith vs. Oklahoma, a

Team Highs and Lows

Nebraska	Highs	Lows
Points Scored	104, vs. MSU, h	48, vs. Texas, a
One Half	59, vs. MSU, h (2nd H)	23, vs. MU, h (2nd H)
Field Goals	48, vs. MSU, h	20, vs. Minn., a
Field Goal Attempts	87, vs. MSU, h	42, vs. NR, h
Field Goal Per Cent	.635, vs. OU, B8	.338 vs. ISU, h
Free Throws	25, vs. NR, h	2, vs. MU, a
Free Throw Attempts	34, vs. Miss., h	4, vs. KSU, a
Free Throw Per Cent	.864, vs. OSU, h	400, vs. MU, a
Rebounds	50, vs. MSU, h	21, vs. WI, h
Assists	36, vs. MSU, h*	6, twice
Steals	14, vs. MSU, h	1, three times
Blocked Shots	5, four times	0, seven times
Personal Fouls	26, vs. MSU, h	12, vs. KSU, h
Turnovers	21, vs. CU, h	9, twice
Opponents		
Points Scored	75, twice	49, Minn., a
One Half	47, CU, h (2nd H)	20, NR, h (2nd H)
Field Goals	31, twice	17, Creighton, h
Field Goal Attempts	65, twice	36, Creighton, h
Field Goal Per Cent	.614, Texas, a	.369, KU, h
Free Throws	25, CU, a	3, KSU, a
Free Throw Attempts	34, CU, a	6, KSU, a
Free Throw Per Cent	.867, Texas, a	.422, ISU, a
Rebounds	47, CU, a	22, OU, a
Assists	21, Utah St. h	5, twice
Steals	12, MU, B8 Posts.	1, twice
Blocked Shots	7, CU, a	0, five times
Personal Fouls	30, twice	13, twice
Turnovers	29, MSU, h	9, twice

* School Record

1977-78 Nebraska Individual Game Scoring and Rebounding (Points-Rebounds)

	Novak	Hedberg	McPipe	Banks	Moore	Smith	Naderer	Myrthil
Missouri Southern St. (W 61-54)	5-2	8-5	11-7	16-0	DNP	7-5	10-2	0-1
Creighton (W 65-58)	16-4	6-3	8-5	20-4	7-2	4-4	4-0	0-0
South Dakota (W 74-64)	10-6	10-7	25-13	10-5	2-1	7-6	8-2	0-0
Nevada-Reno (W 67-50)	8-4	12-2	7-8	18-4	6-3	8-6	8-0	0-0
Cal-Davis (W 69-64)	3-3	2-3	28-19	20-4	0-1	2-4	7-0	3-0
Mississippi (W 80-70)	4-6	4-5	22-14	11-1	9-3	13-8	4-0	7-1
Minnesota (W 63-49)	10-4	10-3	26-11	4-3	11-6	0-5	0-2	0-0
Western Illinois (W 73-72)	6-5	4-3	20-7	19-3	6-0	6-1	10-0	0-1
Montana State (W 104-60)	14-4	6-3	21-11	10-0	8-3	6-4	12-2	4-6
Oklahoma State (W 70-58) (Big 8 Preseason)	8-2	0-2	13-5	24-2	2-0	15-9	4-2	0-0
Kansas State (L 69-60) (Big 8 Preseason)	10-9	DNP	10-7	16-1	8-3	4-4	6-1	4-1
Oklahoma (W 75-68) (Big 8 Preseason)	3-1	8-4	16-6	24-5	8-2	4-3	8-1	4-0
Kansas State (W 77-63)	6-3	9-5	18-7	14-1	10-1	18-6	2-1	DNP
Colorado (L 73-64)	6-2	2-2	14-6	14-2	10-4	5-1	2-1	7-0
Iowa State (L 65-59)	6-4	6-3	10-7	12-3	4-0	15-11	6-1	0-0
Oklahoma (W 78-64)	2-3	8-3	14-1	21-4	7-4	16-7	0-0	10-2
Missouri (W 56-55)	7-4	12-2	14-10	4-2	10-2	3-2	DNP	6-4
Kansas (W 62-58)	10-4	6-3	11-9	8-3	17-4	6-4	0-0	4-3
Oklahoma State (W 63-57)	4-6	12-7	4-2	12-5	10-3	11-2	DNP	8-1
Colorado (W 86-75)	6-2	17-8	DNP	16-3	12-2	21-4	0-2	4-0
Iowa State (W 62-56)	9-1	11-9	10-3	12-4	2-2	16-13	2-2	0-0
Kansas State (W 63-50)	6-3	4-3	21-11	18-4	5-4	3-6	6-1	0-2
Missouri (L 74-52)	2-3	6-7	2-1	8-4	6-1	14-4	8-2	0-1
Oklahoma (L 74-68)	6-4	4-2	20-7	10-2	10-5	7-0	6-0	5-3
Kansas (L 75-70)	2-1	2-6	29-10	10-1	20-1	5-4	2-1	DNP
Oklahoma State (W 67-56)	13-10	2-3	16-9	18-1	2-0	7-2	0-0	9-1
Oklahoma State (W 71-63) (Big 8 Postseason)	6-6	6-7	18-9	22-5	4-1	14-6	0-0	1-2
Missouri (L 61-58) (Big 8 Postseason)	4-1	8-8	11-8	12-4	4-0	9-4	8-0	2-0
Utah State (W 67-66) (NIT)	4-4	11-2	10-7	10-0	2-0	18-5	12-3	DNP
Texas (L 48-67) (NIT)	4-6	2-1	16-8	6-4	0-1	14-4	2-0	2-0

NEBRASKA GAME-BY-GAME IN 1977-78

GAME	FG-FGA	FG%	FT-FTA	FT%	REB.	PF	TP
1. Nebraska	21-56	.375	19-26	.730	30	19	61
Missouri Southern St.	21-50	.420	12-16	.750	41	29	54
2. Nebraska	28-58	.472	9-12	.750	26	25	65
Creighton	17-36	.483	24-31	.774	32	22	58
3. Nebraska	31-68	.456	12-15	.800	47	21	74
South Dakota	27-55	.491	10-17	.588	27	19	64
4. Nebraska	21-42	.500	*25-33	.757	32	19	67
Nevada-Reno	19-49	.388	12-17	.706	26	30	50
5. Nebraska	28-55	.509	13-28	.464	37	19	69
Cal-Davis	25-53	.472	14-17	.823	29	27	64
6. Nebraska	29-63	.460	22-34*	.666	46	23	80
Mississippi	26-65	.400	18-27	.647	39	30	70
7. Nebraska	20-46	.435	23-27	.852	34	21	63
Minnesota	18-47	.383	13-19	.684	26	26	49
8. Nebraska	28-47	.596	17-24	.708	21	15	73
Western Illinois	31-55	.564	10-13	.769	27	23	72
9. Nebraska	*48-87*	.551	8-16	.500	50*	26*	104*
Montana State	21-55	.381	18-30	.600	35	20	60
10. Nebraska (Big 8 Preseason)	29-51	.569	12-17	.706	27	20	70
Oklahoma State	20-46	.435	18-23	.783	31	17	58
11. Nebraska (Big 8 Preseason)	27-58	.466	6-9	.667	30	21	60
Kansas State	26-51	.510	17-24	.708	34	16	69
12. Nebraska (Big 8 Preseason)	33-52	.635*	9-17	.529	28	20	75
Oklahoma	30-56	.536	8-17	.471	32	21	68
13. Nebraska	37-61	.607	3-4	.750	24	13	77
Kansas State	30-57	.526	3-6	.500	25	11	63
14. Nebraska	2666	.393	12-20	.600	27	23	64
Colorado	24-48	.500	25-34	.735	47	20	73
15. Nebraska	23-68	.338	13-18	.722	32	25	59
Iowa State	25-52	.481	15-20	.750	42	23	65
16. Nebraska	35-56	.625	8-13	.615	27	22	78
Oklahoma	24-45	.533	16-26	.615	22	18	64
17. Nebraska	26-56	.464	4-8	.500	30	20	56
Missouri	22-46	.478	11-17	.647	30	13	55
18. Nebraska	22-47	.468	18-26	.692	33	15	62
Kansas	24-65	.369	10-16	.625	43	26	58
19. Nebraska	22-48	.458	19-22	.864*	29	18	63
Oklahoma State	21-53	.396	15-19	.789	33	24	57
20. Nebraska	34-55	.618	18-25	.720	28	21	86
Colorado	31-61	.508	13-17	.765	30	21	75
21. Nebraska	22-46	.478	18-28	.643	43	22	62
Iowa State	24-60	.400	8-19	.422	38	25	56
22. Nebraska	26-51	.510	11-16	.687	39	12	63
Kansas State	21-54	.389	8-10	.800	28	18	50
23. Nebraska	25-64	.391	2-5	.400	32	20	52
Missouri	29-54	.537	16-24	.667	43	13	74
24. Nebraska	29-57	.507	10-19	.526	28	22	68
Oklahoma	29-48	.604	16-21	.761	29	17	74

25. Nebraska	27-48	.568	16-20	.800	28	24	70
Kansas	30-50	.600	15-28	.536	30	20	75
26. Nebraska	26-51	.510	15-21	.710	32	23	67
Oklahoma State	18-39	.460	20-27	.740	26	23	56
27. Nebraska (Big 8 Postseason)	29-61	.475	13-20	.650	40	20	71
Oklahoma State	22-52	.423	19-30	.633	32	21	63
28. Nebraska (Big 8 Postseason)	27-50	.540	4-8	.500	30	13	58
Missouri	26-54	.481	9-13	.692	29	15	61
29. Nebraska (NIT)	29-61	.475	9-13	.692	24	16	67
Utah St.	27-46	.587	12-15	.800	31	16	66
30. Nebraska (NIT)	21-61	.344	6-7	.857	28	15	48
Texas	27-44	.614	13-15	.867	32	13	67

*Indicates High For The Season.

HUSKERS BREAK ALL COMPLEX ATTENDANCE RECORDS IN 1977-78

Nebraska broke all the previous bests in attendance at the NU Sports Complex last season. The single game attendance record was set against Kansas State on Feb. 8 as 14,912 jammed the complex to watch Nebraska beat the Wildcats 63-50.

The Husker home attendance average for 17 games was 10,176 and 12,931 for seven Big 8 home contests. In 1976-77, the Complex's first year, the attendance average was 9,715 for 11 home contests and 10,606 for seven Big 8 Lincoln games.

NEBRASKA RANKS NATIONALLY IN BASKETBALL ATTENDANCE

According to the latest NCAA basketball attendance figures for the 1977-78 season, Nebraska ranked in three national attendance categories.

The Huskers ranked 25th in the country among schools that averaged at least 10,000 on its home court. The Cornhuskers averaged 10,170 at the NU Sports Complex in 1977-78 for 17 games.

Nebraska was 19th in the U.S. among schools that totaled over 150,000 at home last season. The Huskers total home attendance of last year was 172,892.

Among teams that played before more than 300,000 for all games, the Huskers ranked 24th, as they played before a total audience of 304,387 last season.

NU GAME-BY-GAME IN 1977-78

Game No. 1 Nebraska 61, Missouri Southern St. 54

Lincoln, Neb.

Dec. 2, 1977

Missouri Southern St. (54)						Nebraska (61)					
	fg-a	ft-a	rb	pf	tp		fg-a	ft-a	rb	pf	tp
Bob Corn	1-1	0-0	1	4	2	Terry Novak	1-2	3-4	2	4	5
Roland Martin	2-7	4-4	1	5	8	Curt Hedberg	3-9	2-3	5	3	8
Maurice Dixon	10-14	4-7	15	5	24	Carl McPipe	4-7	3-4	7	4	11
Shelvy Brown	2-7	2-3	4	4	6	Mike Naderer	5-7	0-2	2	2	10
Scott Schulte	2-6	0-0	4	4	4	Brian Banks	4-15	8-8	0	0	16
Bill Brewster	0-0	0-0	1	0	0	Mark McVicker	1-8	2-2	2	5	4
John Cochran	0-1	0-0	0	0	0	Andre Smith	3-8	1-3	5	1	7
Jack Sportsman	0-1	0-0	0	0	0	Junior Miller	0-0	0-0	1	0	0
Skip McGuire	0-0	0-0	0	0	0	Gerard Myrthil	0-0	0-0	1	0	0
Tom Maxwell	0-3	0-0	2	3	0						
Brent Cook	0-0	0-0	3	1	0	TOTALS	21-56	19-26	25	19	61
Russell Bland	4-10	2-2	5	3	10						
TOTALS	21-50	12-16	36	29	54						

Shooting Percentages: Missouri Southern—field goals 42.0, free throws 75.0; Nebraska—field goals 37.5, free throws 73.0

Attendance: 6,422

Halftime Score: Nebraska 33, Missouri Southern 29



Game No. 2 Nebraska 65, Creighton 58

Lincoln, Neb.

Dec. 9, 1977

Creighton (58)						Nebraska (65)					
	fg-a	ft-a	rb	pf	tp		fg-a	ft-a	rb	pf	tp
Rick Apke	6-15	2-2	6	5	14	Terry Novak	6-12	4-4	4	2	16
Tim McConnell	4-6	8-11	11	4	16	Curt Hedberg	3-8	0-0	3	3	6
Dave Wesoly	3-5	6-6	6	1	12	Carl McPipe	4-7	0-0	5	5	8
Randy Eckker	2-3	5-6	2	3	9	Brian Banks	8-14	4-4	4	2	20
Kevin Kenna	2-4	3-5	3	5	7	Bob Moore	3-7	1-2	2	4	7
Paul Trieschman	0-0	0-1	1	4	0	Mike Naderer	2-4	0-1	0	5	4
Jerry Newell	0-0	0-0	0	0	0	Mark McVicker	0-0	0-0	1	2	0
Dennis Rasmussen	0-3	0-0	2	0	0	Andre Smith	2-6	0-1	4	2	4
TOTALS	17-36	24-31	31	22	58	TOTALS	28-58	9-12	23	25	65

Shooting Percentages: Creighton—field goals 47.2, free throws 77.4; Nebraska—field goals 48.3, free throws 75.0

Attendance: 14,262

Halftime score: Creighton 27, Nebraska 26

GAME-BY-GAME IN 1977-78

Game No. 3

Nebraska 74, South Dakota 64

Lincoln, Neb.

Dec. 10, 1977

South Dakota (64)						Nebraska (74)					
	fg-a	ft-a	rb	pf	tp		fg-a	ft-a	rb	pf	tp
Jeff Nannen	6-10	2-4	5	4	14	Terry Novak	5-7	0-1	6	4	10
Charlie Thomas	9-16	2-4	1	1	20	Curt Hedberg	5-9	0-0	7	5	10
Gary Graner	1-3	0-1	4	3	2	Carl McPipe	10-23	5-6	13	2	25
Brian McDermott	6-10	3-3	4	5	15	Brian Banks	3-7	4-5	5	3	10
Chris Deans	3-10	1-2	6	4	7	Bob Moore	1-7	0-0	1	1	2
Chad Lavin	0-2	0-0	1	0	0	Mike Naderer	4-7	0-0	2	2	8
Jim Wright	0-2	0-0	1	0	0	James Caldwell	1-2	0-0	1	0	2
Matt Burgason	0-0	0-0	0	0	0	Sil Despot	0-0	0-0	0	2	0
Jerry Quick	2-2	2-3	3	2	6	Mark McVicker	0-1	0-0	1	0	0
						Andre Smith	2-5	3-3	6	2	7
TOTALS	27-55	10-17	25	19	64	TOTALS	31-68	12-15	42	21	74

Shooting Percentages: South Dakota—field goals 49.1, free throws 58.8; Nebraska—field goals 45.6, free throws 80.0

Attendance: 5,162

Halftime score: Nebraska 37, South Dakota 27



Game No. 4

Nebraska 67, Nevada-Reno 50

Lincoln, Neb.

Dec. 12, 1977

Nevada-Reno (50)						Nebraska (67)					
	fg-a	ft-a	rb	pf	tp		fg-a	ft-a	rb	pf	tp
Steve Hunter	6-13	2-4	1	4	14	Terry Novak	2-2	4-4	4	4	8
Larry Johnson	1-2	0-0	5	3	2	Curt Hedberg	3-3	6-6	2	3	12
Edgar Jones	2-7	4-5	5	5	8	Carl McPipe	2-7	3-5	8	4	7
Mike Gray	2-9	2-3	1	4	6	Mike Naderer	3-4	2-3	0	2	8
Johnny High	1-3	1-2	1	5	3	Brian Banks	7-13	4-5	4	4	18
Raul Contreras	3-4	0-0	0	1	6	Bob Moore	3-11	0-2	3	2	6
Stan Murdaugh	1-5	2-2	2	2	4	Mark McVicker	0-0	0-0	0	0	0
Mike Longero	0-0	0-0	1	1	0	Andre Smith	1-2	6-8	6	0	8
Scott Harries	0-1	0-0	0	1	0						
Michael Stallings	2-3	0-0	7	2	4	TOTALS	21-42	25-33	27	19	67
Dale Wilson	0-1	0-0	0	0	0						
Alex Black	1-1	1-1	1	2	3						
TOTALS	19-49	12-17	24	30	50						

Shooting Percentages: Nevada-Reno—field goals 38.8, free throws 70.6; Nebraska—field goals 50.0, free throws 75.7.

Attendance: 7,624

Halftime score: Nebraska 37, Nevada-Reno 30

GAME-BY-GAME IN 1977-78

Game No. 5 Nebraska 69, California-Davis 64 Lincoln, Neb. Dec. 16, 1978

Cal-Davis (64)						Nebraska (69)					
	fg-a	ft-a	rb	pf	tp		fg-a	ft-a	rb	pf	tp
Ron Migliori	6-11	3-3	3	2	15	Terry Novak	0-1	3-5	3	0	3
Cornell Beatty	2-6	0-0	3	4	4	Curt Hedberg	1-6	0-2	3	3	2
Mike Lien	1-2	0-0	2	4	2	Carl McPipe	13-23	2-2	19	1	28
Audwin Thomas	9-15	0-0	3	5	18	Mike Naderer	3-5	1-2	0	4	7
Steve Verigin	3-6	2-2	0	5	8	Brian Banks	8-12	4-8	4	3	20
Jim Hardy	2-5	0-0	1	2	4	Sil Despot	1-1	0-0	1	1	2
Ken Welch	2-5	9-10	3	3	13	Bob Moore	0-1	0-0	1	2	0
Harvey Parnell	0-2	0-2	7	2	0	Mark McVicker	1-1	0-0	0	1	2
Brett Taylor	0-1	0-0	2	0	0	Andre Smith	0-2	2-4	4	2	2
Bob Vilotti	0-0	0-0	0	0	0	Gerard Myrthil	1-2	1-5	0	2	3
						John Ploetz	0-1	0-0	0	0	0
TOTALS	25-53	14-17	24	27	64	TOTALS	28-55	13-28	35	19	69

Shooting Percentages: Cal-Davis—field goals 47.2, free throws 82.3; Nebraska—field goals 50.9, free throws 46.4

Attendance: 6,707

Halftime Score: Nebraska 36, Cal-Davis 28



Game No. 6 Nebraska 80, Mississippi 70 Lincoln, Neb. Dec. 17, 1977

Mississippi (70)						Nebraska (80)					
	fg-a	ft-a	rb	pf	tp		fg-a	ft-a	rb	pf	tp
Elston Turner	4-8	3-4	7	5	11	Terry Novak	1-1	2-3	6	3	4
John Stroud	9-20	3-5	9	5	21	Curt Hedberg	1-3	2-2	5	3	4
Kim Benson	0-5	1-2	3	3	1	Carl McPipe	10-17	2-3	14	2	22
Henry Jackson	2-5	0-2	3	4	4	Brian Banks	4-9	3-6	1	1	11
Joe Kyles	5-8	0-1	1	4	10	Bob Moore	4-8	1-4	3	3	9
Larry Baldwin	1-1	0-0	2	1	2	Mike Naderer	1-1	2-2	0	2	4
Kurt Bauer	0-2	0-0	1	1	0	James Caldwell	0-1	0-1	0	0	0
Barry Moore	0-3	0-0	2	0	0	Greg Gideon	0-0	0-0	0	1	0
Tom Wards	0-2	0-0	1	2	0	Sil Despot	0-0	2-2	2	1	2
Andy McAlexander	0-0	2-2	1	1	2	Mark McVicker	1-4	0-0	0	1	2
Chris Barrett	0-0	0-0	1	0	0	Andre Smith	3-9	7-7	8	4	13
Scott Fields	3-8	9-10	4	0	15	Gerard Myrthil	3-5	1-4	1	2	7
Norman Miller	2-3	0-1	2	4	4	John Ploetz	1-5	0-0	2	0	2
TOTALS	26-65	18-27	37	30	70	TOTALS	29-63	22-34	42	23	80

Shooting Percentages: Mississippi—field goals 40.0, free throws 56.6; Nebraska—field goals 46.0, free throws 64.7

Attendance: 8,451

Halftime Score: Nebraska 43, Mississippi 27

GAME-BY-GAME IN 1977-78

Game No. 7

Nebraska 63, Minnesota 49

Minneapolis, Minn.

Dec. 19, 1977

Nebraska (63)					Minnesota (49)						
	fg-a	ft-a	rb	pf	tp		fg-a	ft-a	rb	pf	tp
Terry Novak	2-5	6-6	4	5	10	Dave Winey	4-8	0-0	7	5	8
Curt Hedberg	3-8	4-4	3	4	10	James Jackson	3-5	5-9	3	4	11
Carl McPipe	9-15	8-10	11	3	26	Kevin McHale	2-4	2-2	7	5	6
Brian Banks	1-7	2-3	3	2	4	Bill Duffy	2-6	0-0	1	0	4
Mike Naderer	0-1	0-0	2	0	0	Osborne Lockhart	3-7	3-4	1	0	9
Andre Smith	0-4	0-0	5	2	0	Brian Pederson	2-4	1-2	1	5	5
Bob Moore	5-6	1-2	6	5	11	Steve Lingenfelter	1-4	2-2	1	3	4
Mark McVicker	0-0	2-2	0	0	2	Rodney Hargest	1-5	0-0	3	3	2
						Bill Harmon	0-4	0-0	1	1	0
TOTALS	20-46	23-27	34	21	63	TOTALS	18-47	13-19	25	26	49

Shooting Percentages: Nebraska—field goals 43.5, free throws 85.2; Minnesota—field goals 38.3, free throws 68.4

Attendance: 13,578

Halftime Score: Nebraska 32, Minnesota 25



Game No. 8

Nebraska 73, Western Illinois 72

Lincoln, Neb.

Dec. 21, 1977

Western Illinois (72)					Nebraska (73)						
	fg-a	ft-a	rb	pf	tp		fg-a	ft-a	rb	pf	tp
Hubert Carter	3-7	0-0	0	4	6	Terry Novak	2-3	2-2	5	4	6
David Morgan	8-13	6-6	5	4	22	Curt Hedberg	2-8	0-0	3	2	4
Randy McCoy	1-2	0-1	1	1	2	Carl McPipe	8-12	4-8	7	3	20
Dwayne Banks	4-6	0-0	4	2	8	Mike Naderer	4-6	2-3	0	0	10
Brad Bainter	1-1	0-0	0	5	2	Brian Banks	8-11	3-5	3	2	19
Tony Moore	6-8	2-2	5	1	14	Bob Moore	3-5	0-0	0	1	6
Scott Williams	4-11	2-4	2	3	10	Mark McVicker	1-1	0-0	2	0	2
Jeff Nielsen	1-2	0-0	4	2	2	Andre Smith	0-0	6-6	1	2	6
Randall Jones	3-5	0-0	3	1	6	Gerard Myrthil	0-1	0-0	1	1	0
TOTALS	31-55	10-13	24	23	72	TOTALS	28-47	17-24	22	15	73

Shooting Percentages: Western Illinois—field goals 56.4, free throws 76.9; Nebraska—field goals 59.6, free throws 70.8

Attendance: 7,126

Halftime Score: Nebraska 40, Western Illinois 34

GAME-BY-GAME IN 1977-78

Game No. 9 **Nebraska 104, Montana State 60**
Lincoln, Neb.
Dec. 23, 1977

Montana St. (60)						Nebraska (104)					
	fg-a	ft-a	rb	pf	tp		fg-a	ft-a	rb	pf	tp
Chris Singleton	3-12	6-8	6	2	12	Terry Novak	7-10	0-0	4	0	14
Rod Smith	3-9	3-5	8	3	9	Curt Hedberg	3-6	0-0	3	4	6
Lance Freeman	2-5	1-3	6	3	5	Carl McPipe	10-15	1-3	11	4	21
Dewey Kautzmann	1-4	0-6	3	2	8	Mike Naderer	6-7	0-0	2	4	12
Craig Finberg	8-15	0-3	0	2	16	Brian Banks	5-8	0-0	0	3	10
Randy Trinastich	3-4	0-0	3	1	6	James Caldwell	0-3	0-0	0	0	0
Gary Stokes	0-0	0-0	0	0	0	Sil Depost	4-5	1-3	4	1	9
Dan Miles	0-1	0-1	0	0	0	Bob Moore	4-9	0-0	3	1	8
Mike Stanny	1-3	2-4	4	5	4	Mark McVicker	4-8	2-2	4	2	10
Wayne Peterson	0-2	0-0	3	2	0	Andre Smith	2-3	2-5	4	3	6
						Gerard Myrthil	2-4	0-0	6	1	4
TOTALS	21-55	18-30	33	20	60	John Ploetz	1-9	2-3	7	3	4
						TOTALS	48-87	8-16	44	26	104

Shooting Percentages: Montana St.—field goals 38.1, free throws 60.0; Nebraska—field goals 55.1, free throws 50.0

Attendance: 8,896

Halftime Score: Nebraska 45, Montana St. 24



Game No. 10 **Big Eight Tournament (First Round)**
Nebraska 70, Oklahoma State 58
Kansas City, Missouri
Dec. 27, 1977

Nebraska (70)						Oklahoma State (58)					
	fg-a	ft-a	rb	pf	tp		fg-a	ft-a	rb	pf	tp
Terry Novak	2-4	4-5	2	1	8	Olus Holder	6-9	11-13	13	2	23
Curt Hedberg	0-0	0-0	2	5	0	Eli Johnson	3-11	0-0	4	2	6
Carl McPipe	6-11	1-3	5	4	13	Andrew Jones	1-4	0-0	2	1	2
Brian Banks	10-17	4-4	2	3	24	Mark Tucker	5-9	5-6	3	5	15
Mike Naderer	2-3	0-0	2	1	4	Robert Vigil	2-7	0-0	5	0	4
Andre Smith	6-9	3-5	9	3	15	Anthony Williams	0-0	0-0	0	0	0
Mark McVicker	2-2	0-0	1	2	4	Rich Bobby	3-4	0-0	1	3	6
Bob Moore	1-4	0-0	0	1	2	Randy Wright	0-2	1-2	1	4	1
Gerrard Myrthil	0-1	0-0	0	0	0	Reggie Barnett	0-0	0-0	0	0	0
						Jeff Raine	0-0	1-2	0	0	1
TOTALS	29-51	12-17	23	20	70	TOTALS	20-46	18-23	29	17	58

Shooting Percentages: Nebraska—field goals 56.9, free throws 70.6; Oklahoma State—field goals 43.5, free throws 78.3

Attendance: 11,500

Halftime Score: Nebraska 28, Oklahoma St. 27

GAME-BY-GAME IN 1977-78

Game No. 11

Big Eight Tournament (Semi's)

Kansas State 69, Nebraska 60

Kansas City, Missouri

Dec. 29, 1977

Nebraska (60)						Kansas St. (69)					
	fg-a	ft-a	rb	pf	tp		fg-a	ft-a	rb	pf	tp
Terry Novak	5-8	0-1	9	4	10	Curtis Redding	11-20	4-5	7	3	26
Andre Smith	1-2	2-4	4	3	4	Rolando Blackman	1-5	0-0	7	0	2
Carl McPipe	5-10	0-0	7	3	10	Steve Soldner	3-7	5-7	10	4	11
Brian Banks	7-15	2-2	1	2	16	Mike Evans	7-11	4-6	2	4	18
Mike Naderer	3-7	0-0	1	4	6	Fred Barton	3-5	0-1	0	2	6
Mark McVicker	0-1	2-2	2	1	2	Dean Danner	0-2	2-3	2	0	2
Bob Moore	4-11	0-0	3	2	8	Jerry Black	0-0	2-2	1	2	2
Gerard Myrthil	2-4	0-0	1	2	4	Scott Langton	1-1	0-0	0	1	2
						Sil Despot	0-0	0-0	1	0	0
TOTALS	26-51	17-24	29	16	69	TOTALS	27-58	6-9	29	21	60

Shooting Percentages: Nebraska—field goals 46.6, free throws 66.7; Kansas St.—field goals 51.0, free throws 70.8

Attendance: 16,680

Halftime Score: Kansas State 39, Nebraska 30



Game No. 12

Big Eight Tournament (Third Place)

Nebraska 75, Oklahoma 68

Kansas City, Mo.

Dec. 30, 1977

Nebraska (75)						Oklahoma (66)					
	fg-a	ft-a	rb	pf	tp		fg-a	ft-a	rb	pf	tp
Terry Novak	1-3	1-2	1	0	3	Aaron Curry	7-13	2-3	2	1	16
Curt Hedberg	4-4	0-1	4	4	8	Drew Head	4-5	2-4	5	4	10
Carl McPipe	6-10	4-5	6	5	16	Al Beal	1-3	0-0	2	0	2
Brian Banks	12-17	0-2	5	2	24	Cary Carrabine	4-11	0-1	2	2	8
Mark Naderer	3-6	2-2	1	2	8	Ray Whitley	8-14	1-3	6	3	17
Andre Smith	2-4	0-3	3	4	4	Cliff Johnson	3-3	2-4	8	4	8
Bob Moore	3-6	2-2	2	3	8	David Gresham	1-5	1-2	1	5	3
Gerrard Myrthil	2-2	0-0	0	0	4	Max Perry	2-2	0-0	0	2	4
Mark McVicker	0-0	0-0	1	0	0						
TOTALS	33-52	9-17	23	20	75	TOTALS	30-56	8-17	26	21	68

Shooting percentages: Nebraska—field goals 63.5, free throws 52.9; Oklahoma—field goals 53.6, free throws 47.1

Attendance: 2,241

Halftime score: Oklahoma 32, Nebraska 43

GAME-BY-GAME IN 1977-78

Game No. 13

Nebraska 77, Kansas State 63

Manhattan, Kansas

Jan. 7, 1978

Nebraska (77)						Kansas State (63)					
	fg-a	ft-a	rb	pf	tp		fg-a	ft-a	rb	pf	tp
Terry Novak	3-4	0-0	3	2	6	Rolando Blackman	5-10	3-5	7	2	13
Curt Hedberg	4-9	1-1	5	2	9	Curtis Redding	6-13	0-1	2	2	12
Carl McPipe	9-13	0-0	7	4	18	Steve Soldner	6-8	0-0	12	2	12
Mike Naderer	1-2	0-0	1	1	2	Mike Evans	11-18	0-0	1	1	22
Brian Banks	6-12	2-3	1	3	14	Fred Barton	0-2	0-0	2	1	0
Bob Moore	5-10	0-0	1	1	10	Dean Danner	0-1	0-0	0	0	0
Andre Smith	9-11	0-0	6	0	18	Scott Langton	1-4	0-0	0	2	2
						Jerry Black	1-1	0-0	1	0	2
TOTALS	37-61	3-4	24	13	77	Brent Murphy	0-0	0-0	0	1	0
						TOTALS	30-57	3-6	25	11	63

Shooting percentages: Nebraska—field goals 60.7, free throws 75.0; Kansas State—field goals 52.6, free throws 50.0

Attendance: 11,220

Halftime score: Nebraska 35, Kansas State 32



Game No. 14

Colorado 73, Nebraska 64

Boulder, Colo.

Jan. 11, 1978

Nebraska (64)						Colorado (73)					
	fg-a	ft-a	rb	pf	tp		fg-a	ft-a	rb	pf	tp
Terry Novak	2-6	2-2	2	0	6	Brian Johnson	4-7	8-9	7	2	16
Curt Hedberg	1-2	0-0	2	5	2	Rob Rutledge	0-5	0-0	0	1	0
Carl McPipe	6-16	2-2	6	5	14	Larry Vaculik	4-9	0-0	9	4	8
Mike Naderer	1-5	0-0	1	4	2	Emmett Lewis	6-12	3-5	6	2	15
Brian Banks	6-16	2-5	2	3	14	Clayton Bullard	2-3	0-0	3	5	4
Bob Moore	4-11	2-2	4	2	10	Toney Ellis	2-3	7-8	1	2	11
Andre Smith	2-4	1-3	1	1	5	Dave Netherton	0-1	0-0	0	0	0
Mark McVicker	1-1	2-2	0	1	4	Craig Austin	0-0	0-0	3	2	0
Sil Despot	0-0	0-3	4	1	0	Greg Benjamin	3-5	6-10	4	1	12
Gerard Myrthil	3-5	1-1	0	1	7	Jack Tuz	3-3	1-2	1	1	7
TOTALS	26-66	12-20	22	23	64	TOTALS	24-48	25-34	34	20	73

Shooting percentages: Nebraska—field goals 39.3, free throws 60.0; Colorado—field goals 50.0, free throws 73.5.

Attendance: 3,608

Halftime score: Nebraska 33, Colorado 30

GAME-BY-GAME IN 1977-78

Game No. 15

Iowa State 65, Nebraska 59

Lincoln, Neb.

Jan. 14, 1978

Iowa State (65)						Nebraska (59)					
	fg-a	ft-a	rb	pf	tp		fg-a	ft-a	rb	pf	tp
Steve Burgason	1-1	0-0	5	4	2	Terry Novak	1-3	4-6	4	4	6
Bob Fowler	5-12	2-2	4	5	12	Curt Hedberg	3-8	0-0	3	2	6
Dean Uthoff	6-12	4-6	12	2	16	Carl McPipe	4-14	2-2	7	4	10
Charles Harris	1-6	0-1	4	2	2	Mike Naderer	3-9	0-0	1	5	6
Andrew Parker	7-11	7-9	2	2	21	Brian Banks	5-16	2-3	3	4	12
Jon Ness	3-4	0-0	1	2	6	Bob Moore	1-6	2-3	0	2	4
John Tillo	0-3	0-0	3	2	0	Mark McVicker	0-0	0-0	1	0	0
Chuck Harmison	2-3	2-2	8	4	6	Andre Smith	6-12	3-4	11	4	15
TOTALS	25-52	15-20	39	23	65	TOTALS	23-68	13-18	30	25	59

Shooting Percentages: Iowa State—field goals 48.1, free throws 75.0; Nebraska—field goals 33.8, free throws 72.2

Attendance: 14,747

Halftime Score: Iowa State 36, Nebraska 30



Game No. 16

Nebraska 78, Oklahoma 64

Norman, Okla.

Jan. 18, 1978

Nebraska (78)						Oklahoma (64)					
	fg-a	ft-a	rb	pf	tp		fg-a	ft-a	rb	pf	tp
Mike Naderer	0-0	0-0	0	2	0	Cary Carrabine	0-4	2-3	2	3	2
Brian Banks	9-15	3-6	4	2	21	Raymond Whitley	6-8	6-6	2	1	18
Carl McPipe	7-7	0-1	1	4	14	Al Beal	6-9	2-8	3	4	14
Terry Novak	1-3	0-0	3	5	2	Aaron Curry	7-16	0-0	6	3	14
Curt Hedberg	4-6	0-0	3	5	8	Drew Head	2-3	3-5	5	4	7
Bob Moore	2-7	3-4	4	1	7	John McCullough	3-5	1-2	3	1	7
Andre Smith	7-10	2-2	7	3	16	Clifford Johnson	0-0	0-0	1	2	0
Mark McVicker	0-1	0-0	2	0	0	David Gresham	0-0	2-2	0	0	2
Gerard Myrthil	5-7	0-0	2	0	10						
TOTALS	35-56	8-13	26	22	78	TOTALS	24-45	16-26	22	18	64

Shooting Percentages: Nebraska—field goals 62.5, free throws 61.5; Oklahoma—field goals 53.3, free throws 61.5

Attendance: 3,014

Halftime Score: Oklahoma 38, Nebraska 35

GAME-BY-GAME IN 1977-78

Game No. 17

Nebraska 56, Missouri 55

Lincoln, Neb.

Jan. 21, 1978

Missouri (55)					Nebraska (56)						
	fg-a	ft-a	rb	pf	tp		fg-a	ft-a	rb	pf	tp
Clay Johnson	9-14	1-3	8	3	19	Terry Novak	3-6	1-2	4	3	7
Brad Droy	2-7	2-2	3	0	6	Curt Hedberg	6-9	0-0	2	2	12
Stan Ray	8-13	3-5	7	2	19	Carl McPipe	7-12	0-0	10	4	14
Larry Drew	2-9	1-3	2	1	5	Brian Banks	2-9	0-0	2	0	4
Jeff Currie	1-2	0-0	5	2	2	Bob Moore	5-10	0-0	2	5	10
Mike Foster	0-0	2-2	1	2	2	Mark McVicker	0-0	0-0	1	2	0
Curtis Berry	0-1	2-2	1	3	2	Andre Smith	1-4	1-2	2	1	3
						Gerard Myrthil	2-6	2-4	4	3	6
TOTALS	22-46	11-17	27	13	55	TOTALS	26-56	4-8	27	20	56

Shooting Percentages: Missouri—field goals 47.8, free throws 64.7; Nebraska—field goals 46.4, free throws 50.0

Attendance: 14,753

Halftime Score: Nebraska 33, Missouri 28



Game No. 18

Nebraska 62, Kansas 58

Lincoln, Neb.

Jan. 25, 1978

Kansas (58)					Nebraska (62)						
	fg-a	ft-a	rb	pf	tp		fg-a	ft-a	rb	pf	tp
John Douglas	2-10	0-0	3	5	4	Terry Novak	3-4	4-6	4	3	10
Ken Koenigs	6-13	5-7	12	4	17	Curt Hedberg	2-3	2-2	3	3	6
Donnie Von Moore	1-6	1-2	11	4	3	Carl McPipe	4-12	3-5	9	2	11
Clint Johnson	1-7	0-0	1	1	2	Brian Banks	3-8	2-3	3	2	8
Darnell Valentine	6-11	4-6	2	4	16	Bob Moore	7-14	3-4	4	0	17
Wilmore Fowler	4-8	0-1	5	4	8	Mike Naderer	0-1	0-0	0	0	0
Douglas Neal	0-1	0-0	0	0	0	Mark McVicker	0-0	0-0	0	1	0
Brad Sanders	2-3	0-0	2	1	4	Andre Smith	2-3	2-4	4	4	6
Paul Mokeski	2-6	0-0	5	3	4	Gerard Myrthil	1-2	2-2	3	0	4
TOTALS	24-65	10-16	41	26	58	TOTALS	22-47	18-26	30	15	62

Shooting percentages: Kansas—field goals 36.9, free throws 62.5; Nebraska—field goals 46.8, free throws 69.2.

Attendance: 14,168

Halftime score: Nebraska 33, Kansas 23

GAME-BY-GAME IN 1977-78

Game No. 19

Nebraska 63, Oklahoma State 57

(NBC-TV's Game of the Day)

Lincoln, Neb.

Jan. 28, 1978

Oklahoma State (57)						Nebraska (63)					
	fg-a	ft-a	rb	pf	tp		fg-a	ft-a	rb	pf	tp
Olus Holder	9-14	4-7	8	4	22	Terry Novak	1-6	2-2	6	2	4
Rich Bobby	2-10	0-0	6	2	4	Curt Hedberg	5-10	2-3	7	4	12
Anthony Williams	0-2	0-0	0	3	0	Carl McPipe	1-4	2-2	2	2	4
Randy Wright	1-4	0-0	2	4	2	Brian Banks	5-10	2-2	5	3	12
Mark Tucker	3-7	9-10	5	5	15	Bob Moore	5-11	0-0	3	4	10
Robert Vigil	0-0	0-0	0	0	0	Mark McVicker	0-1	2-2	0	0	2
Eli Johnson	6-15	2-2	8	5	14	Andre Smith	2-2	7-9	2	3	11
Andrew Jones	0-1	0-0	1	1	0	Gerard Myrthil	3-4	2-2	1	0	8
TOTALS	21-53	15-19	30	24	57	TOTALS	22-48	19-22	26	18	63

Shooting percentages: Oklahoma State—field goals 39.6, free throws 78.9; Nebraska—field goals 45.8, free throws 86.4.

Attendance: 10,263

Halftime score: Nebraska 32, Oklahoma State 32



Game No. 20

Nebraska 86, Colorado 75

Lincoln, Neb.

Feb. 1, 1978

Colorado (75)						Nebraska (86)					
	fg-a	ft-a	rb	pf	tp		fg-a	ft-a	rb	pf	tp
Larry Vaculik	8-13	4-4	11	4	20	Terry Novak	1-5	4-4	2	1	6
Jack Tuz	3-7	4-6	3	3	10	Curt Hedberg	6-7	5-6	8	3	17
Kurt Schoenhoff	3-5	0-1	4	3	6	Andre Smith	9-14	3-5	4	3	21
Toney Ellis	1-7	0-0	1	2	2	Brian Banks	8-12	0-0	3	5	16
Rob Rutledge	3-6	2-3	1	2	8	Bob Moore	5-9	2-3	2	3	12
Craig Austin	2-3	1-1	0	2	5	Mike Naderer	0-1	0-0	2	0	0
Emmett Lewis	8-12	2-2	3	2	18	Sil Despot	4-4	1-1	3	2	9
Dave Netherton	0-2	0-0	2	0	0	Mark McVicker	0-1	1-2	1	2	1
Clayton Bullard	2-3	0-0	1	1	4	Gerard Myrthil	1-1	2-2	0	2	4
Greg Benjamin	1-2	0-0	3	1	2	John Ploetz	0-1	0-0	0	0	0
Brian Johnson	0-1	0-0	0	1	0	TOTALS	34-55	18-25	25	21	86
TOTALS	31-61	13-17	29	21	75						

Shooting percentages: Colorado—field goals 50.8, free throws 76.5; Nebraska—field goals 61.8, free throws 72.0.

Attendance: 10,381

Halftime score: Nebraska 34, Colorado 28

GAME-BY-GAME IN 1977-78

Game No. 21

Nebraska 62, Iowa State 56

Ames, Iowa

Feb. 4, 1978

Nebraska (62)						Iowa State (56)					
	fg-a	ft-a	rb	pf	tp		fg-a	ft-a	rb	pf	tp
Terry Novak	2-3	5-7	1	3	9	Steve Burgason	3-3	0-0	3	2	6
Curt Hedberg	3-7	5-8	9	4	11	Bob Fowler	7-20	4-6	5	4	18
Carl McPipe	5-8	0-0	3	4	10	Dean Uthoff	2-5	3-7	10	4	7
Brian Banks	5-9	2-4	4	2	12	Charles Harris	1-5	0-0	1	5	2
Bob Moore	0-6	2-2	2	1	2	Andrew Parker	5-15	0-2	7	4	10
Mike Naderer	1-3	0-0	2	3	2	Chuck Harmison	4-7	1-3	4	4	9
Andre Smith	6-9	4-7	13	4	16	Jon Ness	1-3	0-1	0	2	2
Gerard Myrthil	0-1	0-0	0	1	0	John Tillo	0-1	0-0	1	0	0
						Carlton Evans	1-1	0-0	0	0	2
TOTALS	22-46	18-28	34	22	62	TOTALS	24-60	8-19	31	25	56

Shooting Percentages: Nebraska—field goals 47.6, free throws 64.3; Iowa State; field goals 40.0, free throws 42.2

Attendance: 13,300

Halftime Scores: Iowa State 24, Nebraska 33



Game No. 22

Nebraska 63, Kansas State 50

Lincoln, Neb.

Feb. 2, 1978

Kansas State (50)						Nebraska (63)					
	fg-a	ft-a	rb	pf	tp		fg-a	ft-a	rb	pf	tp
Rolando Blackman	7-14	0-0	2	0	14	Terry Novak	2-4	2-3	3	2	6
Curtis Redding	3-8	2-2	7	4	8	Curt Hedberg	2-6	0-0	3	1	4
Steve Soldner	2-3	0-0	7	4	4	Carl McPipe	10-15	1-2	11	3	21
Scott Langton	3-8	1-2	3	4	7	Brian Banks	6-11	6-6	4	3	18
Mike Evans	5-19	5-6	1	4	15	Bob Moore	2-5	1-2	4	2	5
Fred Barton	1-2	0-0	0	1	2	Mike Naderer	3-4	0-0	1	0	6
Jerry Black	0-0	0-0	0	1	0	Sil Despot	0-0	0-0	0	0	0
						Andre Smith	1-4	1-3	6	1	3
TOTALS	21-54	8-10	20	18	50	Gerard Myrthil	0-2	0-0	2	0	0
						TOTALS	26-15	11-16	34	12	63

Shooting Percentages: Kansas State—field goals 38.9, free throws 80.0; Nebraska—field goals 51.0, free throws 68.7

Attendance: 14,912

Halftime Score: Nebraska 31, Kansas State 29

GAME-BY-GAME IN 1977-78

Game No. 23

Missouri 74, Nebraska 52

Columbia, Missouri

Feb. 11, 1978

Nebraska (52)						Missouri (74)					
	fg-a	ft-a	rb	pf	tp		fg-a	ft-a	rb	pf	tp
Terry Novak	1-2	0-1	3	2	2	Clay Johnson	8-17	7-10	9	1	23
Curt Hedberg	3-9	0-0	7	0	6	Mike Foster	0-2	0-0	0	0	0
Carl McPipe	1-5	0-0	1	5	2	Curtis Berry	1-5	1-2	7	2	3
Bob Moore	3-7	0-0	1	1	6	Larry Drew	4-5	6-7	2	1	14
Brian Banks	4-16	0-0	4	3	8	Jeff Curie	5-7	0-2	6	3	10
Andre Smith	7-12	0-1	4	4	14	Brad Droy	3-7	2-2	4	1	8
Mike Naderer	4-7	0-0	2	2	8	Stan Ray	8-10	0-0	6	3	16
Sil Despot	1-1	0-0	1	3	2	Tom Dore	0-1	0-0	2	1	0
Gerard Myrthil	0-4	0-0	1	3	0	Kenn Stoechner	0-0	0-0	0	1	0
Mark McVicker	0-1	2-2	1	0	2	Robert Roundtree	0-0	0-1	0	0	0
John Ploetz	1-1	0-1	2	0	2	Carl Amos	0-0	0-0	1	1	0
TOTALS	25-64	2-5	27	20	52	TOTALS	29-54	16-24	37	13	74

Shooting Percentages: Nebraska—field goals 39.1, free throws 40.0; Missouri—field goals 53.7, free throws 66.7

Attendance: 6,778

Halftime Score: Missouri 36, Nebraska 28



Game No. 24

Oklahoma 74, Nebraska 68

Lincoln, Neb.

Feb. 15, 1978

Oklahoma (74)						Nebraska (68)					
	fg-a	ft-a	rb	pf	tp		fg-a	ft-a	rb	pf	tp
John McCullough	6-14	1-2	7	4	13	Terry Novak	3-4	0-0	4	3	6
Drew Head	3-5	2-2	5	1	8	Curt Hedberg	2-7	0-0	2	1	4
Al Beal	8-10	2-4	5	3	18	Carl McPipe	8-11	4-5	7	4	20
Cary Carrabine	4-6	4-4	0	3	12	Brian Banks	4-8	2-4	2	2	10
Ray Whitley	1-1	1-3	1	4	3	Bob Moore	4-8	2-4	5	5	10
Aaron Curry	3-3	2-2	2	1	8	Mike Naderer	3-5	0-0	0	3	6
Max Perry, Jr.	0-1	0-0	0	0	0	Sil Despot	0-1	0-0	0	0	0
Terry Stotts	4-8	4-4	7	1	12	Andre Smith	3-6	1-3	0	3	7
						Gerard Myrthil	2-7	1-3	3	1	5
TOTALS	29-48	16-21	27	17	74	TOTALS	29-57	10-19	23	22	68

Shooting percentages: Oklahoma—field goals 60.4, free throws 76.1; Nebraska—field goals 50.7, free throws 52.6.

Attendance: 11,290

Halftime score: Oklahoma 32, Nebraska 28

GAME-BY-GAME IN 1977-78

Game No. 25

Kansas 75, Nebraska 70

Lawrence, Kansas

Feb. 18, 1978

Nebraska (70)						Kansas (75)					
	fg-a	ft-a	rb	pf	tp		fg-a	ft-a	rb	pf	tp
Terry Novak	1-2	0-0	1	2	2	John Douglas	4-9	1-2	5	1	9
Curt Hedberg	1-3	0-0	6	3	2	Ken Koenigs	4-4	2-3	1	4	10
Carl McPipe	10-16	9-10	10	4	29	Paul Mokeski	8-11	1-2	5	5	17
Brian Banks	4-9	2-2	1	5	10	Clint Johnson	3-5	0-1	1	1	6
Bob Moore	9-14	2-2	1	4	20	Darnell Valentine	7-9	7-10	6	4	21
Mike Naderer	1-1	0-0	1	4	2	Wilmore Fowler	0-3	3-4	3	2	3
Andre Smith	1-3	3-6	4	2	5	Donnie Von Moore	4-9	1-6	6	3	9
TOTALS	27-48	16-20	24	24	70	TOTALS	30-50	15-28	27	20	75

Shooting percentages: Nebraska—field goals 56.3, free throws 80.0; Kansas—field goals 60.0, free throws 53.6.

Attendance: 15,680

Halftime score: Nebraska 38, Kansas 36



Game No. 26

Nebraska 67, Oklahoma State 56

Stillwater, Okla.

Feb. 25, 1978

Nebraska (67)						Oklahoma State (56)					
	fg-a	ft-a	rb	pf	tp		fg-a	ft-a	rb	pf	tp
Terry Novak	4-5	5-8	10	4	13	Olus Holder	6-10	5-7	9	5	17
Curt Hedberg	0-8	2-2	3	3	2	Rich Bobby	1-2	0-2	1	2	2
Carl McPipe	7-10	2-4	9	3	16	Anthony Williams	2-2	2-2	4	5	6
Brian Banks	8-15	2-2	1	5	18	Mark Tucker	0-5	1-2	4	4	1
Mike Naderer	0-0	0-0	0	1	0	Randy Wright	5-12	10-12	2	4	20
Gerard Myrthil	3-5	3-3	1	4	9	Reggie Barnett	3-5	2-2	2	2	8
Andre Smith	3-3	1-2	2	2	7	Andrew Jones	0-2	0-0	2	0	0
Bob Moore	1-5	0-0	0	1	2	Dickey Nutt	1-1	0-0	0	1	2
Sil Despot	0-0	0-0	0	0	0						
TOTALS	26-51	15-21	26	23	67	TOTALS	18-39	20-27	24	23	56

Shooting percentages: Nebraska—field goals 51.0, free throws 47.0; Oklahoma State—field goals 46.0, free throws 74.0.

Attendance: 4,100

Halftime scores: Nebraska 35, Oklahoma State 30

GAME-BY-GAME IN 1977-78

Game No. 27 Big Eight Postseason Tournament (First Round)

Nebraska 71, Oklahoma State 63

Lincoln, Neb.

Feb. 28, 1978

Oklahoma State (63)					Nebraska (71)						
	fg-a	ft-a	rb	pf	tp		fg-a	ft-a	rb	pf	tp
Olus Holder	4-8	5-12	9	3	13	Terry Novak	3-5	0-0	6	3	6
Rich Bobby	1-5	0-0	2	1	2	Curt Hedberg	3-5	0-0	7	2	6
Anthony Williams	2-4	1-3	7	5	5	Carl McPipe	8-19	2-3	9	3	18
Randy Wright	3-6	2-3	4	4	8	Brian Banks	8-11	6-7	5	4	22
Mark Tucker	10-18	11-11	4	4	31	Bob Moore	2-6	0-0	1	4	4
Reggie Barnett	1-4	0-1	3	1	2	Mike Naderer	0-0	0-0	0	0	0
Andrew Jones	1-7	0-0	2	3	2	Andre Smith	5-10	4-7	6	2	14
						Gerard Myrthil	0-5	1-3	2	2	1
TOTALS	22-52	19-30	31	21	63	TOTALS	29-61	13-20	36	20	71

Shooting Percentages: Oklahoma State—field goals 42.3; free throws 63.3; Nebraska—field goals 47.5, free throws 65.0

Attendance: 9,699

Halftime Score: Nebraska 32, Oklahoma State 23



Game No. 28 Big Eight Postseason Tournament (Semi's)

Missouri 61, Nebraska 58

Kansas City, Missouri

Mar. 3, 1978

Missouri (61)					Nebraska (58)						
	fg-a	ft-a	rb	pf	tp		fg-a	ft-a	rb	pf	tp
Clay Johnson	10-20	0-0	6	2	20	Terry Novak	2-4	0-1	1	4	4
Curtis Berry	2-3	2-2	2	4	6	Curt Hedberg	4-8	0-0	8	0	8
Stan Ray	9-16	0-2	6	4	18	Carl McPipe	5-10	1-3	8	5	11
Larry Drew	1-7	4-4	1	1	6	Brian Banks	5-11	2-2	4	0	12
Jeff Currie	2-4	2-2	2	1	6	Bob Moore	2-3	0-0	0	0	4
Brad Droy	2-4	1-3	5	3	5	Andre Smith	4-8	1-2	4	3	9
						Gerard Myrthil	1-1	0-0	0	0	2
TOTALS	26-54	9-13	22	15	61	Mike Naderer	4-5	0-0	0	1	8
						TOTALS	27-50	4-8	25	13	58

Shooting Percentages: Missouri—field goals 48.1, free throws 69.2; Nebraska—field goals 54.0, free throws 50.0

Attendance: 16,796

Halftime Score: Nebraska 25, Missouri 24

GAME-BY-GAME IN 1977-78

Game No. 29 National Invitational Tournament (First Round)

Nebraska 67, Utah State 66

Lincoln, Neb.

Mar. 8, 1978

Utah State (66)						Nebraska (67)					
	fg-a	ft-a	rb	pf	tp		fg-a	ft-a	rb	pf	tp
Preston Bailless	1-2	0-0	4	1	2	Terry Novak	2-8	0-0	4	3	4
Dean Hunger	7-10	0-0	4	5	14	Curt Hedberg	3-8	5-5	2	0	11
Mike Santos	10-16	0-0	9	4	20	Carl McPipe	4-9	2-6	7	4	10
Keith McDonald	5-11	3-3	3	1	13	Brian Banks	5-11	0-0	0	4	10
Oscar Williams	2-5	3-4	3	1	7	Bob Moore	1-4	0-0	0	0	2
Rawlee Perkins	0-0	0-0	1	0	0	Mike Naderer	6-9	0-0	3	1	12
Gary Furniss	0-0	0-0	0	1	0	Mark McVicker	0-1	0-0	1	0	0
Brian Jackson	2-2	6-8	3	3	10	Andre Smith	8-11	2-2	5	4	18
TOTALS	27-46	12-15	31	16	66	TOTALS	29-61	9-13	24	16	67

Shooting Percentages: Utah St.—field goals 58.7, free throws 80.0; Nebraska—field goals 47.5, free throws 69.2

Attendance: 8,029

Halftime Score: Utah State 36, Nebraska 32



Game No. 30 National Invitational Tournament (Quarter Finals)

Texas 67, Nebraska 48

Austin, Texas

Mar. 15, 1978

Nebraska (48)						Texas (67)					
	fg-a	ft-a	rb	pf	tp		fg-a	ft-a	rb	pf	tp
Terry Novak	2-8	0-0	6	2	4	Ron Baxter	4-6	2-3	13	3	10
Curt Hedberg	0-5	2-2	1	1	2	Tyrone Branyan	4-6	0-0	4	2	8
Carl McPipe	7-19	2-3	8	3	16	Gary Goodner	6-8	4-5	7	4	16
Mike Naderer	0-2	2-2	0	1	2	Jim Krivacs	7-15	4-4	0	0	18
Brian Banks	3-7	0-0	4	3	6	John Moore	6-9	1-1	2	4	13
Bob Moore	0-5	0-0	1	1	0	John Danks	0-0	1-1	1	0	2
Gerald Myrthil	1-4	0-0	0	1	2	Tom Nichols	0-0	0-0	1	0	0
Andre Smith	7-10	0-0	4	3	14	TOTALS	27-44	13-15	28	13	67
Sil Despot	1-1	0-0	0	0	2						
TOTALS	21-61	6-7	24	15	48						

Shooting Percentages: Nebraska—field goals 34.4, free throws 85.7; Texas—field goals 61.4, free throws 86.7

Attendance: 13,000

Halftime Score: Texas 31, Nebraska 24

FINAL 1977-78 BIG EIGHT STATISTICS

ALL GAMES FINAL STANDINGS

Team	W	L	Pct.	Pts.	Opp. Pts.	Scoring Margin
*Kansas	24	5	.828	2365	1925	+ 15.2
Nebraska	22	8	.733	2032	1888	+ 4.8
Kansas State	18	11	.621	2018	1873	+ 5.0
Iowa State	14	13	.519	1955	1979	- .9
Oklahoma	14	13	.519	1869	1870	- .1
**Missouri	14	16	.467	2046	2103	- 1.9
Oklahoma State	10	16	.385	1889	1948	- 2.2
Colorado	9	18	.333	1864	1955	- 3.4

NCAA REGIONAL — WICHITA, KANS.
Utah 86, MISSOURI 79 (2 OT)

N.I.T. FIRST ROUND — LINCOLN, NEB.
NEBRASKA 67, Utah State 66

NCAA REGIONAL — EUGENE, ORE.
U.C.L.A. 83, KANSAS 76

N.I.T. SECOND ROUND — AUSTIN, TEX.
Texas 67, NEBRASKA 48

* Big 8 Conference Regular Season Champion.

** Big 8 Conference Postseason Tournament Champion.

Big Eight Conference Final Basketball Statistics

ALL GAMES

	G	FG	FGA	Pct.	FT	FTA	Pct.	REB	PF	TP	Avg.
IOWA STATE	27	749	1619	.463	457	728	.628	1201	612	1955	72.4
Opponents		763	1653	.462	453	662	.684	1036	665	1979	73.2
KANSAS STATE	29	814	1726	.472	390	551	.708	1031	459	2018	69.6
Opponents		819	1786	.459	235	347	.677	1126	532	1873	64.6
OKLA. STATE	26	712	1561	.456	465	629	.739	997	506	1889	72.7
Opponents		779	1640	.487	350	484	.723	981	566	1948	74.9
COLORADO	27	732	1634	.448	400	583	.686	1009	677	1864	69.0
Opponents		719	1549	.464	517	754	.686	972	560	1955	72.4
KANSAS	29	965	2014	.479	435	648	.671	1368	693	2365	81.6
Opponents		705	1729	.408	515	751	.686	1154	599	1925	66.4
MISSOURI	30	800	1757	.455	446	653	.683	1202	560	2046	68.2
Opponents		885	1924	.460	331	519	.638	1173	669	2103	70.1
NEBRASKA	30	829	1696	.489	374	551	.679	963	600	2032	67.7
Opponents		735	1546	.475	418	608	.688	967	590	1888	62.9
OKLAHOMA	27	768	1572	.490	333	521	.640	948	551	1869	69.2
Opponents		741	1599	.463	388	556	.698	954	519	1870	69.3

Team Leaders

FG Percentage

Oklahoma	768-1572	.490
Nebraska	829-1696	.489
Kansas	965-2014	.479
Kansas St.	814-1726	.472
Iowa State	749-1619	.463
Okla. State	712-1561	.456
Missouri	800-1757	.455
Colorado	732-1634	.448

FT Percentage

Okla. State	465-629	.739
Kansas St.	390-551	.708
Colorado	400-583	.686
Missouri	446-653	.683
Nebraska	374-551	.679
Kansas	435-648	.671
Oklahoma	333-521	.640
Iowa State	457-728	.623

Rebound Percentage

Kansas	1368-1150	.543
Iowa State	2101-1036	.537
Colorado	1009- 972	.509
Missouri	1202-1173	.506
Okla. State	997- 981	.504
Nebraska	963- 967	.499
Oklahoma	948- 954	.498
Kansas St.	1031-1126	.478

Big 8 Stats—All Games, Cont.

Offensive Average			Defensive Average			Rebound Average		
Kansas	2365	81.6	Nebraska	1888	62.9	Kansas	1368	47.1
Okla. State	1889	72.7	Kansas St.	1873	64.6	Iowa State	1201	44.4
Iowa State	1955	72.4	Kansas	1925	66.4	Missouri	1202	40.0
Kansas St.	2018	69.6	Oklahoma	1870	69.3	Okla. State	997	38.3
Oklahoma	1869	69.3	Missouri	2103	70.1	Colorado	1009	37.4
Colorado	1864	69.0	Colorado	1955	72.4	Kansas St.	1031	35.6
Missouri	2046	68.2	Iowa State	1979	73.3	Oklahoma	948	35.1
Nebraska	2032	67.7	Okla. State	1948	74.9	Nebraska	963	32.1

ALL GAMES FINAL

Scoring

Player, Team	G	FG	FGA	FT	FTA	TP	Avg.
Andrew Parker, Iowa State	27	236	455	133	185	605	22.4
Mike Evans, Kansas State	29	234	471	87	120	555	19.1
Curtis Redding, Kansas State	28	202	437	110	143	514	18.4
Clay Johnson, Missouri	30	195	428	125	184	515	17.2
Olus Holder, Oklahoma State	26	148	293	146	203	442	17.0
Mark Tucker, Oklahoma State	26	143	265	114	125	400	15.4
Carl McPipe, Nebraska	29	190	357	65	97	445	15.3
Bob Fowler, Iowa State	27	152	346	84	142	388	14.4
Brian Banks, Nebraska	30	173	351	73	103	419	14.0
John McCullough, Oklahoma	25	140	281	65	86	345	13.8
Darnell Valentine, Kansas	29	143	297	106	143	392	13.5
Dean Uthoff, Iowa State	27	126	299	95	162	347	12.9
Emmett Lewis, Colorado	25	133	305	56	81	322	12.9
John Douglas, Kansas	29	158	364	52	73	368	12.7
Larry Drew, Missouri	20	150	344	80	105	380	12.7
Larry Vaculik, Colorado	27	134	270	55	79	323	12.0
Al Beal, Oklahoma	27	127	234	65	127	319	11.8
Brad Droy, Missouri	30	130	272	76	98	336	11.2
Ken Koenigs, Kansas	29	123	204	77	109	323	11.1
Aaron Curry, Oklahoma	25	123	241	32	43	278	11.1
Rolando Blackman, Kansas State	29	127	269	61	93	315	10.9
Donnie Von Moore, Kansas	29	125	258	61	99	311	10.7
Cary Carrabine, Oklahoma	27	113	280	54	70	280	10.4

Rebounding

Player, Team	G	REB	Avg.	Player, Team	G	REB	Avg.
Dean Uthoff, Iowa State	27	378	14.0	Clay Johnson, Missouri	30	232	7.7
Olus Holder, Oklahoma St.	26	269	10.3	Steve Soldner, Kansas St.	28	214	7.5
Paul Mokeski, Kansas	28	237	8.5	Stan Ray, Missouri	27	197	7.3
Al Beal, Oklahoma	27	215	8.0	Curtis Redding, Kansas State	28	202	7.2
Carl McPipe, Nebraska	29	228	7.9	Larry Vaculik, Colorado	27	185	6.9

FG Percentage (Minimum of 5 Per Game)

Player, Team	FG	FGA	Pct.
Ken Koenigs, Kansas	123	204	.603
Steve Soldner, Kansas St.	108	180	.600
Andre Smith, Nebraska	105	190	.553
Al Beal, Oklahoma	127	234	.542
Mark Tucker, Oklahoma St.	143	265	.540
Carl McPipe, Nebraska	190	357	.532
Andrew Parker, Iowa St.	236	455	.519
Paul Mokeski, Kansas	114	220	.518
Jeff Currie, Missouri	102	198	.515
Aaron Curry, Oklahoma	123	241	.510

FT Percentage (Minimum of 2 Per Game)

Player, Team	FT	FTA	Pct.
Mark Tucker, Oklahoma St.	114	125	.912
Rob Rutledge, Colorado	52	61	.852
Brad Droy, Missouri	76	98	.776
Cary Carrabine, Oklahoma	54	70	.771
Curtis Redding, K-State	110	143	.769
Larry Drew, Missouri	80	105	.762
John McCullough, Oklahoma	65	86	.756
Darnell Valentine, Kansas	106	143	.741
Terry Novak, Nebraska	58	79	.734
Brian Johnson, Colorado	46	63	.730

FINAL

Assists				Steals	
Player, Team	No.	Avg.	Player, Team	No.	Avg.
Darnell Valentine, Kansas	130	4.5	Darnell Valentine, Kansas	60	2.8
Charles Harris, Iowa State	88	3.3	Scott Langton, Kansas State	58	2.0
Toney Ellis, Colorado	86	3.2	Mike Evans, Kansas State	50	1.7
Brian Banks, Nebraska	96	3.2	Toney Ellis, Colorado	45	1.7
Mike Evans, Kansas State	91	3.1	John Douglas, Kansas	46	1.6
Terry Novak, Nebraska	93	3.1	Jeff Currie, Missouri	40	1.3
Wilmore Fowler, Kansas	85	3.0	John McCullough, Oklahoma	33	1.3
John McCullough, Oklahoma	68	2.7	Brian Banks, Nebraska	36	1.2
Larry Drew, Missouri	78	2.6	Clint Johnson, Kansas	33	1.1
Randy Wright, Oklahoma State	64	2.5	Aaron Curry, Oklahoma	26	1.0

Blocked Shots

Player, Team	No.	Avg.	Player, Team	No.	Avg.
Paul Mokeski, Kansas	53	1.89	Larry Vaculik, Colorado	17	.63
Donnie Von Moore, Kansas	51	1.76	Terry Novak, Nebraska	18	.60
Al Beal, Oklahoma	36	1.33	Carl McPipe, Nebraska	17	.59
Andrew James, Oklahoma St.	27	1.4	Ken Koenigs, Kansas	17	.59
Steve Soldner, Kansas State	21	.72	Jack Tuz, Colorado	15	.56

TOP PERFORMANCES FOR 1977-78

Team Offense

Most Points Game — 127, Oklahoma State vs. College of Santa Fe.
 Widest Winning Margin — 56, Kansas vs. Central Missouri State (121-65).
 Most Points One Half — 65, Oklahoma State vs. College of Santa Fe; Kansas State vs. Arizona State
 Most Field Goals Made One Game — 51, Oklahoma State vs. College of Santa Fe.
 Most Free Throws Made One Game — 35, Oklahoma State vs. Tulsa (35-43).
 Highest FG Percentage — .617, Kansas State vs. Colorado (29-47).
 Highest FT Percentage — 1.000, Kansas State vs. South Dakota (5-5).

Team Defense

Fewest Points Yield Game — 44, Kansas State vs. Oklahoma (KS-52, OU-44).
 Fewest Points Yielded One Half — 17, Kansas vs. Missouri (KU-72, MU-52).
 Fewest FG's Game — 16, Kansas vs. Missouri (KU-96, MU-49).
 Fewest Fouls Committed Game — 8, Missouri vs. Marquette and Oklahoma State.
 Most Rebounds Game — 64, Kansas vs. Missouri.

Individual

Most Points Game — 37, Curtis Redding (KS) vs. Arizona State.
 Most FG's Game — 15, John McCullough (OU) vs. Texas.
 Most FT's Game — 14, Olus Holder (OS) vs. Colorado.
 Highest FG Percentage (Min. of 5 goals attempted) — 1.000 (7-7), Ken Koenigs (KU) vs. Colorado.
 Most Rebounds Game — 22, Dean Uthoff (IS) vs. Colorado and Drake.
 Most Blocked Shots Game — 5, Paul Mokeski (KU) vs. Central Missouri St.; Donnie Von Moore (KU) vs. St. Louis.
 Most Assists Game — 11, Mike Evans (KS) vs. North Texas State.
 Most Steals Game — 7, Darnell Valentine (KU) vs. Fordham; Scott Langton (KS) vs. Vanderbilt.

FINAL 1977-78 BIG EIGHT STATISTICS

(Conference Games Only)

FINAL STANDINGS

CONFERENCE GAMES

Team	W	L	Pct.	Pts.	Opp. Pts.	Scoring Margin
*Kansas	13	1	.929	1054	885	+ 12.1
Nebraska	9	5	.643	927	895	+ 2.3
Iowa State	9	5	.643	1006	975	+ 2.3
Kansas State	7	7	.500	925	911	+ 1.0
Oklahoma	7	7	.500	952	982	- 2.1
Oklahoma State	4	10	.286	897	978	- 5.8
Missouri	4	10	.286	893	920	- 1.9
Colorado	3	11	.214	917	1025	- 7.7

*Big Eight Conference Regular Season Champion.

Team Statistics

	G	FG	FGA	Pct.	FT	FTA	Pct.	REB	PF	TP	Avg.
IOWA STATE	14	390	814	.479	226	362	.624	596	289	1006	71.9
Opponents		388	850	.456	199	308	.646	530	338	975	69.6
KANSAS STATE	14	367	782	.469	191	266	.714	451	226	925	66.1
Opponents		395	814	.485	121	175	.681	511	244	911	65.1
OKLAHOMA STATE	14	337	763	.442	223	298	.748	491	264	897	64.1
Opponents		398	823	.485	182	253	.719	553	281	978	69.9
COLORADO	14	353	796	.443	211	304	.694	492	350	917	65.5
Opponents		372	786	.473	281	400	.703	489	296	1025	73.2
KANSAS	14	430	883	.487	194	292	.664	604	339	1054	75.3
Opponents		322	789	.408	241	364	.662	537	280	885	63.2
MISSOURI	14	351	786	.447	191	290	.659	524	263	893	63.8
Opponents		385	805	.478	150	242	.620	503	307	920	65.7
NEBRASKA	14	380	773	.492	167	245	.612	432	281	927	66.2
Opponents		352	732	.481	191	284	.673	464	272	895	63.9
OKLAHOMA	14	383	787	.487	196	299	.656	442	296	952	68.0
Opponents		379	792	.450	224	328	.683	488	279	982	70.1

Team Leaders

FG Percentage			FT Percentage			Rebound Percentage		
Nebraska	380-773	.492	Okla. State	223-298	.748	Iowa State	596-530	.529
Kansas	430-838	.487	Kansas St.	191-266	.714	Kansas	604-537	.529
Oklahoma	383-787	.487	Colorado	211-304	.694	Missouri	524-503	.510
Iowa State	390-814	.479	Kansas	194-292	.664	Colorado	492-489	.502
Kansas St.	367-782	.469	Missouri	191-290	.659	Nebraska	432-464	.482
Missouri	351-786	.447	Oklahoma	196-299	.656	Oklahoma	442-488	.475
Colorado	353-796	.443	Iowa State	226-362	.624	Okla. State	491-553	.470
Okla. State	337-763	.442	Nebraska	167-245	.612	Kansas St.	451-511	.469

Big 8 Stats—Conference Games, Cont.

Offensive Average			Defensive Average			Rebound Average		
Kansas	1054	75.3	Kansas	885	63.2	Kansas	604	43.1
Iowa State	1006	69.6	Nebraska	895	63.9	Iowa State	596	42.6
Oklahoma	952	68.0	Kansas St.	911	65.1	Missouri	524	37.4
Nebraska	927	66.2	Missouri	920	65.7	Colorado	492	35.1
Kansas St.	925	66.1	Iowa State	975	69.6	Okla. State	491	35.1
Colorado	917	65.6	Okla. State	978	69.9	Kansas St.	451	32.2
Okla. State	897	64.1	Oklahoma	982	70.1	Oklahoma	442	31.6
Missouri	893	63.8	Colorado	1025	73.2	Nebraska	432	30.9

Individual Statistics

Scoring

Player, Team	G	FG	FGA	FT	FTA	TP	Avg.
Andrew Parker, Iowa State	14	122	231	67	95	311	22.2
Mike Evans, Kansas State	14	109	217	47	62	265	18.9
Olus Holder, Oklahoma State	14	83	167	73	103	239	17.1
Clay Johnson, Missouri	14	87	196	62	96	236	16.9
Bob Fowler, Iowa State	14	91	198	41	65	223	15.9
Curtis Redding, Kansas State	14	81	192	47	62	209	14.9
Mark Tucker, Oklahoma State	14	78	148	52	58	208	14.9
Darnell Valentine, Kansas	14	79	153	50	56	208	14.9
Carl McPipe, Nebraska	13	79	143	25	33	183	14.1
John McCullough, Oklahoma	14	77	160	40	49	194	13.9
Emmett Lewis, Colorado	12	66	149	32	46	164	13.7
Ken Koenigs, Kansas	14	67	100	48	66	182	13.0
Al Beal, Oklahoma	14	70	120	39	77	179	12.8
Larry Vaculik, Colorado	14	75	147	27	40	177	12.6
Brian Banks, Nebraska	14	75	166	27	42	177	12.6
Dean Uthoff, Iowa State	14	62	145	49	80	173	12.4
John Douglas, Kansas	14	76	172	17	25	169	12.1
Larry Drew, Missouri	14	62	152	41	58	165	11.8
Gary Carrabine, Oklahoma	14	63	152	36	48	162	11.6
Rolando Blackman, Kansas State	14	61	126	39	60	161	11.5
Andre Smith, Nebraska	14	59	97	29	51	147	10.5
Brad Droy, Missouri	14	57	130	30	38	144	10.3

REBOUNDING


Player, Team	G	REB	Avg.	Player, Team	G	REB	Avg.
Dean Uthoff, Iowa State	14	176	12.6	Larry Vaculik, Colorado	14	99	7.1
Olus Holder, Okla. State	14	146	10.4	Ken Koenigs, Kansas	14	96	6.9
Paul Mokeski, Kansas	13	96	7.4	Stan Ray, Missouri	14	95	6.8
Clay Johnson, Missouri	14	103	7.4	Steve Soldner, Kansas St.	14	94	6.7
Al Beal, Oklahoma	14	100	7.1	Carl McPipe, Nebraska	13	83	6.4

FG Percentage (Minimum of 5 Per Game)

Player, Team	FG	FGA	Pct.
Ken Koenigs, Kansas	67	100	.670
Steve Soldner, Kansas St.	52	83	.627
Andre Smith, Nebraska	59	97	.608
Al Beal, Oklahoma	70	120	.583
Chuck Harmon, Iowa St.	45	75	.572
Jeff Currie, Missouri	49	87	.563
Andrew Parker, Iowa State	122	231	.528
Mark Tucker, Oklahoma St.	78	148	.527
Darnell Valentine, Kansas	79	153	.516
Larry Vaculik, Colorado	75	147	.510
Mike Evans, Kansas State	109	217	.502

FT Percentage (Minimum of 2 Per Game)

Player, Team	FT	FTA	Pct.
Mark Tucker, Okla. State	52	58	.897
John McCullough, Oklahoma	40	49	.816
Brad Droy, Missouri	30	38	.789
Toney Ellis, Colorado	30	39	.781
Rob Rutledge, Colorado	25	32	.769
Curtis Redding, Kansas St.	47	62	.758
Mike Evans, Kansas State	47	62	.758
Darnell Valentine, Kansas	50	66	.758
Carl McPipe, Nebraska	25	33	.758
Craig Austin, Colorado	21	28	.750
Gary Carrabine, Oklahoma	36	48	.750





RECORDS AND ALL-TIME SCORERS



JERRY FORT

NEBRASKA'S ALL TIME LEADING SCORER

On Dec. 27, 1972, when Nebraska met Iowa State during the first round of the Big 8 Preseason Tournament in Kansas City, then freshman guard Jerry Fort started his first game as a Husker. And what was about to follow would keep Cornhusker basketball fans cheering for the next three years.

Fort ended his Nebraska career in March of 1976 as the Huskers' all time leading scorer with 1,882 points. He was also the Cornhuskers only three time All Big 8 performer.

He holds every freshman, sophomore and junior scoring record. The senior mark of 556-points, or a 21.4 average, was set by Marvin Stewart in 1970-71.

His other major scoring record is the most points scored in one game by a Nebraska player. On Feb. 22, 1975 in Lincoln when Nebraska beat Missouri 80-77, Fort scored 40-points and broke the old mark of 38-points, set by Tom Russell vs. Kansas on Feb. 21, 1962.

Since his graduation from Nebraska in 1976, Fort has had several pro tryouts with the Boston Celtics and the Philadelphia 76ers. During the 1977-78 campaign, he played for the Quincy, Mass. Chiefs of the Eastern Basketball Association.

CAREER TOTALS

	G-S	FG-FGA	Pct.	FT-TFA	Pct.	Reb.	Avg.	PF-D	TP	Avg.	High Game
1972-73	26-18	151-349	.433	74-104	.712	106	4.0	79-5	376	14.5	27, Kan., B8
1973-74	26-26	207-484	.428	54-88	.614	110	4.2	71-1	468	18.0	33, Mo., a
1974-75	26-26	218-508	.429	89-138	.645	91	3.5	70-1	525	20.2	40, Mo., h
1975-76	27-27	201-452	.445	111-156	.712	87	3.2	62-1	513	19.0	34, KSU, a
Totals	105-97	777-1793	.433	328-486	.675	394	3.8	282-8	1882	17.9	40, Mo., h



TOM BAACK

6-5 . . . 195 . . . Forward

Fort Wayne, Ind.

Baack, now the Cornhuskers' acting assistant coach, was the Huskers No. 1 scorer until Jerry Fort captured most the scoring records. Featuring a satin smooth jump shot, the 6-5 forward played on three straight winning Nebraska teams. High school honors included All-State in basketball and All-City in basketball and football. A native Nebraskan, Tom was born in North Platte. A fine all around athlete, Tom also enjoys golf and baseball and earned three letters each in basketball, track and football at Concordia High.

BAACK'S STATISTICS

Year	G	FG	FGA	Pct.	FT	FTA	Pct.	RB	Avg.	TP	Avg.
1965-66	25	147	325	.542	92	108	.852	106	4.2	386	15.4
1966-67	25	186	399	.466	71	85	.835	152	6.1	443	17.7
1967-68	25	191	412	.466	82	99	.828	134	5.4	464	18.6
TOTALS	75	524	1136	.462	245	292	.836	392	5.2	1293	17.2



STUART LANTZ

6-3 . . . 185 . . . Guard

Uniontown, Pa.

A Pennsylvania paper referred to him as the man with a golden hand. Husker followers knew him as Stu, the jumping jack from Uniontown who teamed with Tom Baack to give the Huskers a potent 1-2 punch. All-State and All-American at Uniontown High and two years All-Big 8. Played professional basketball with the Detroit Pistons, Houston Rockets, New Orleans Jazz and the Los Angeles Lakers.

LANTZ'S STATISTICS

Year	G	FG	FGA	Pct.	FT	FTA	Pct.	RB	Avg.	TP	Avg.
1965-66	25	125	290	.431	56	85	.659	199	8.0	306	12.2
1966-67	25	189	368	.513	100	129	.775	193	7.7	478	19.1
1967-68	25	173	349	.495	136	181	.757	179	7.2	482	19.2
TOTALS	75	487	1007	.485	292	395	.737	571	7.6	1266	16.8



CHUCK JURA

6-10 . . . 220 . . .

Center

Schuyler, Neb.

The best all-around big man in Nebraska history. Jura's 1,255 career points was the fourth highest ever and missed being third by only 11 points. His 551 points as a senior barely missed Marvin Stewart's season record of 556 and his 21.2 ppg average was only the second over 20 in the first 75 years of Nebraska basketball history. The big kid from Schuyler also set records for field goal percentage in a season (.592) and career (.549), single-season rebounds (305), and season field goals (220). Since leaving NU in 1972, Jura has been playing in Italy. This summer he also tried out with the Cleveland Cavaliers of the NBA.

JURA'S STATISTICS

Year	G	FG	FGA	Pct.	FT	FTA	Pct.	RB	Avg.	TP	Avg.
1969-70	25	99	205	.483	51	86	.593	192	7.7	249	9.9
1970-71	26	181	306	.592	95	160	.594	243	9.3	455	17.5
1971-72	26	220	399	.551	111	181	.613	305	11.7	551	21.2
TOTALS	77	500	910	.549	257	427	.602	740	9.6	1255	16.3



BOB SIEGEL

6-7 . . . 215 . . . Forward

Fairbury, Neb.

Started for three years (1975-77), and played as a Frosh in 1974, as a Husker forward under Joe Cipriano. Wound up Nebraska's seventh leading All Time Scorer with 970 points, for a career average of 9.6-a game. Also a fine rebounder, Siegel had a four-year rebound total of 632 for a 6.3 average. Possessed a fine corner short and was rugged under the boards.

SIEGEL'S STATISTICS

Year	G	FG	FGA	Pct.	FT	FTA	Pct.	RB	Avg.	TP	Avg.
1973-74	19	35	89	.393	12	18	.667	66	3.5	82	4.3
1974-75	26	117	278	.421	42	56	.750	227	8.7	268	10.3
1975-76	27	121	266	.455	40	56	.714	158	5.9	282	10.4
1976-77	29	136	340	.400	66	102	.647	181	6.2	338	11.7
TOTALS	101	409	973	.420	160	232	.690	632	6.3	970	9.6



MARVIN STEWART

6-3 . . . 180 . . . Guard

Chicago, ILL.

One of the finest fast-breaking guards in Nebraska history. Marvin had exceptional break-away speed and tremendous ball handling ability. Despite missing 12 games his junior year, he ranks fifth behind Jerry Fort, Tom Baack, Stu Lantz and Chuck Jura on the Husker all-time scoring chart. Marv edged Tom Baack's record career ppg average by .002 (17.242-17.240). In his senior year, "Marvelous Marv" became Joe Cipriano's third All Big Eight performer. His 21.4 scoring average and 556 points are both records.

STEWART'S STATISTICS

Year	G	FG	FGA	Pct.	FT	FTA	Pct.	RB	Avg.	TP	Avg.
1968-69	26	137	321	.426	107	150	.720	66	2.5	386	14.6
1969-70	14	83	174	.477	35	56	.625	2.0	2.0	201	14.3
1970-71	26	215	426	.505	126	153	.824	54	2.1	556	21.4
TOTALS	66	435	921	.472	268	359	.747	148	2.2	1138	17.2



HERSCHELL TURNER

6-2 . . . 190 . . . Guard-Forward
Indianapolis, Ind.

Teamed with Al Maxey to provide another great 1-2 punch for past Cornhusker teams. A fine shooter, he also had great leaping ability. Held the Husker mark for most rebounds in a season (244 in 1958-59) until Leroy Chalk broke the record in 1968-69 with 257 rebounds. A leader of the Jerry Bush "give & go" type of basketball, Turner was noted for his sharp passing and rough defensive play as well as his always potent scoring punch.

TURNER'S STATISTICS

Year	G	FG	FGA	Pct.	FT	FTA	Pct.	RB	Avg.	TP	Avg.
1957-58	23	82	211	.389	82	136	.608	189	8.2	246	10.7
1958-59	25	146	361	.404	136	183	.743	244	9.8	428	17.1
1959-60	24	143	326	.438	96	155	.619	193	8.0	382	15.9
TOTALS	72	371	898	.413	314	474	.662	626	8.7	1056	14.7



TOM SCANTLEBURY

6-2 . . . 180 . . . Guard
Oakland, Calif.

An electrifying, ball-handling wizard, Tom led the Huskers in scoring his junior and senior years. Able to run with reckless abandon, yet stop and put up the smooth jump shot. A great crowd pleaser and the capability to break a game wide open was always with the graduate of Oakland Skyline High. Second team All Big 8 his senior year.

SCANTLEBURY'S STATISTICS

Year	G	FG	FGA	Pct.	Ft	FTA	Pct.	RB	Avg.	TP	Avg.
1967-68	24	111	268	.518	83	108	.769	86	3.6	309	12.8
1968-69	26	118	269	.438	63	91	.692	79	3.0	299	11.5
1969-70	25	140	298	.470	81	104	.779	102	4.1	361	14.4
TOTALS	75	369	835	.441	227	303	.748	267	3.6	969	12.9



NATE BRANCH

6-4 . . . 195 . . . Guard-Forward
Palo Alto, Calif.

One of the quickest players to ever perform for the University of Nebraska. A fine musician, Nate organized his own combo on campus and played nightclub spots during the off season. He has written a new theme song for the Harlem Globe Trotters, as he plays and tours with the basketball magicians. One of Joe Cipriano's first recruits at NU. His great breakaway speed made him the nucleus of Cipriano's run and gun style of ball.

BRANCH'S STATISTICS

Year	G	FG	FGA	Pct.	FT	FTA	Pct.	RB	Avg.	TP	Avg.
1964-65	25	100	238	.420	57	92	.620	110	4.4	257	10.3
1965-66	25	130	315	.414	78	107	.729	170	6.8	338	13.5
1966-67	25	137	319	.429	89	121	.737	190	7.6	363	15.6
TOTALS	75	367	872	.421	224	320	.700	470	6.3	958	12.8



LEROY CHALK

6-7 . . . 218 . . . Center

Big Sandy, Texas

Small for a center at 6-7, Leroy nearly always had to compete against taller opponents. But using his quickness and tremendous strength, he dominated the boards for three years. As a sophomore, he set a new single-season rebounding record with 257 rebounds and as a senior, broke his old record with 290. He wound up with 782 career rebounds, easily smashing Rex Ekwall's old mark of 692.

CHALK'S STATISTICS

Year	G	FG	FGA	Pct.	FT	FTA	Pct.	RB	Avg.	TP	Avg.
1968-69	26	98	182	.538	35	57	.615	257	9.9	231	8.8
1969-70	26	91	184	.495	46	77	.597	235	9.0	228	9.5
1970-71	26	102	189	.540	52	63	.825	290	11.2	246	9.5
TOTALS	76	291	555	.524	133	197	.675	782	10.3	705	9.3

GOOD ENSHRINED IN CITIZENS HALL OF FAME

Harry Good, Nebraska basketball coach from 1947-54, was cited in 1975 for the Citizens Savings Hall College Basketball Hall of Fame.

Good's career spanned 27 years and he won 306 games and lost 191 for a winning percentage of .631.

With the Hall of Fame honor, Good joins other famous basketball coaches such as Henry Iba, Adolph Rupp and John Wooden in the Citizens Savings Hall College Basketball Hall of Fame.

Good's Career Total

	Yrs.	Won	Lost	Pct.
Indiana Central, 1947-1942	16	187	63	.748
Indiana U., 1944-1946	3	35	29	.547
Nebraska, 1947-54	8	86	99	.465
Totals	27	306	191	.631

ALL-TIME TOP SCORERS

JERRY FORT

Year	G	FG	FGA	Pct.	FT	FTA	Pct.	RB	Avg.	TP	Avg.
1972-73	26	151	349	.433	74	104	.712	105	4.1	376	14.5
1973-74	26	207	484	.428	54	88	.614	110	4.2	468	18.0
1974-75	26	218	508	.429	89	138	.645	91	3.5	525	20.2
1975-76	27	201	452	.445	111	156	.712	87	3.2	513	19.0
TOTALS	105	777	1793	.433	328	486	.675	394	3.8	1882	17.9

TOM BAACK

1965-66	25	147	325	.452	92	108	.852	106	4.2	386	15.4
1966-67	25	186	399	.466	71	85	.835	152	6.1	443	17.7
1967-68	25	191	412	.466	82	99	.828	134	5.4	464	18.6
TOTALS	75	524	1136	.462	245	292	.839	392	5.2	1293	17.2

STUART LANTZ

1965-66	25	125	290	.431	56	85	.659	199	8.0	306	12.2
1966-67	25	189	368	.513	100	129	.775	193	7.7	478	19.1
1967-68	25	173	349	.495	136	181	.757	179	7.2	482	19.2
TOTALS	75	487	1007	.485	292	395	.737	571	7.6	1266	16.8

CHUCK JURA

1969-70	25	99	205	.483	51	86	.593	192	7.7	249	9.9
1970-71	26	181	306	.592	95	160	.594	243	9.3	455	17.5
1971-72	26	220	399	.551	111	181	.613	305	11.7	551	21.2
TOTALS	77	500	910	.549	257	427	.602	740	9.6	1255	16.3

MARVIN STEWART

1968-69	26	137	321	.426	107	150	.720	66	2.5	381	14.6
1969-70	14	83	174	.477	35	56	.625	28	2.0	201	14.3
1970-71	26	215	426	.505	126	153	.824	54	2.1	556	21.4
TOTALS	66	435	921	.472	268	359	.747	148	2.2	1138	17.2

HERSCHELL TURNER

1957-58	23	82	211	.389	82	136	.608	189	8.2	246	10.7
1958-59	25	146	361	.404	136	183	.743	244	9.8	428	17.1
1959-60	24	143	326	.438	96	155	.619	193	8.0	382	15.9
TOTALS	72	371	898	.413	314	474	.662	626	8.7	1056	14.7

BOB SIEGEL

1973-74	19	35	89	.393	12	18	.667	66	3.5	82	4.3
1974-75	26	117	278	.421	42	56	.750	227	8.7	268	10.3
1975-76	27	121	266	.455	40	56	.714	158	5.9	282	10.4
1976-77	29	136	340	.400	66	102	.647	181	6.2	338	11.7
TOTALS	101	409	973	.420	160	232	.690	632	6.3	970	9.6

TOM SCANTLEBURY

1967-68	24	111	268	.418	83	108	.769	86	3.9	309	12.8
1968-69	26	118	269	.438	63	91	.692	79	3.0	299	11.5
1969-70	25	140	298	.470	81	104	.779	102	4.1	361	14.4
TOTALS	75	369	835	.441	227	303	.748	267	3.6	969	12.9

NATE BRANCH

1964-65	25	100	238	.420	57	92	.620	110	4.4	257	10.3
1965-66	25	130	315	.414	78	107	.729	170	6.8	338	13.5
1966-67	25	137	319	.429	89	121	.737	190	7.6	363	15.6
TOTALS	75	367	872	.421	224	320	.700	470	6.3	958	12.8

CARL McPIPE

1975-76	20	25	67	.373	16	22	.727	58	2.9	66	3.3
1976-77	29	183	376	.487	74	108	.685	241	8.3	440	15.2
1977-78	29	190	357	.532	65	97	.670	228	7.9	445	15.3
TOTALS	78	398	800	.498	155	227	.683	527	6.8	951	12.2

BRIAN BANKS

1975-76	27	42	93	.452	38	49	.776	33	1.2	122	4.5
1976-77	29	160	330	.485	66	100	.660	73	2.5	386	13.3
1977-78	30	173	351	.493	73	103	.709	84	2.8	419	14.0
TOTALS	86	375	774	.484	177	252	.702	190	2.2	927	10.8

REX EKWALL

1954-55	21	88	194	.453	85	116	.733	241	11.5	261	12.4
1955-56	21	102	237	.430	108	151	.715	224	10.7	312	14.8
1956-57	23	106	259	.409	95	127	.748	214	9.3	307	13.3
TOTALS	65	296	690	.429	288	394	.731	679	10.4	880	13.6

GRANT SIMMONS

1963-64	24	63	161	.393	39	66	.591	59	2.5	165	6.8
1964-65	24	111	281	.395	82	121	.678	88	3.7	304	12.2
1965-66	25	131	267	.491	118	163	.724	68	2.7	380	15.2
TOTALS	74	305	709	.431	239	350	.683	215	2.9	849	11.3

BOB GRATOPP

1967-68	25	86	204	.422	91	111	.820	154	6.2	263	10.5
1968-69	26	92	218	.422	141	178	.791	133	5.1	325	12.5
1969-70	25	77	186	.414	84	111	.757	125	5.0	238	9.5
TOTALS	76	255	608	.419	316	400	.790	412	5.4	826	10.8

JAMES BUCHANAN

1949-50	23	56	159	.365	21	34	.610	*		137	5.9
1950-51	22	114	299	.382	56	80	.700	*		284	12.9
1951-52	24	173	484	.357	54	89	.607	127	5.3	400	16.7
TOTALS	69	345	942	.366	131	203	.645	*		821	11.9

CLAUDE RUTHERFORD

1946-47	24	92	322	.283	60	92	.652	*		244	10.2
1947-48	24	102	334	.305	55	96	.573	*		259	10.8
1948-49	26	124	434	.286	63	95	.663	*		311	11.9
TOTALS	74	318	1090	.292	178	283	.629	*		814	11.0

* Not available.



NEBRASKA VARSITY RECORDS

FRESHMAN RECORDS

Most FGs—Jerry Fort, 1972-73	151
Most FGs Attempted—Jerry Fort, 1972-73	349
Best FG Percent—Mike Naderer, 1977-78	563 (63-112)
Most FTs—Jerry Fort, 1972-73	74
Most FTs Attempted—Andre Smith, 1977-78	111
Best FT Percent—Jerry Fort, 1972-73	712
Most Points—Jerry Fort, 1972-73	376
Most Points, One game—Jerry Fort vs. Kansas, 1972-73	27
Best Average—Jerry Fort, 1972-73	14.5
Most Rebounds—Andre Smith, 1977-78	144 (4.8 avg.)

SOPHOMORE RECORDS

Most FGs—Jerry Fort, 1973-74	207
Most FGs Attempted—Jerry Fort, 1973-74	484
Best FG Percent—Larry Cox, 1973-74	579
Most FTs—Marvin Stewart, 1968-69	107
Most FTs Attempted—Marvin Stewart, 1968-69	150
Best FT Percent—Tom Baack, 1965-66	852
Most Points—Jerry Fort, 1973-74	468
Best Average—Jerry Fort, 1973-74	18.0
Most Rebounds—Leroy Chalk, 1968-69	257

JUNIOR RECORDS

Most FGs—Jerry Fort, 1974-75	218
Most FGs Attempted—Jerry Fort 1974-75	508
Best FG Percent—Chuck Jura, 1970-71	592
Most FTs—Bob Gratop, 1968-69	141
Most FTs Attempted—Herchell Turner, 1958-59	183
Best FT Percent—Tom Baack, 1966-67	835
Most Points—Jerry Fort, 1974-75	525
Best Average—Jerry Fort, 1974-75	20.2
Most Rebounds—Herschell Turner, 1958-59	244

SENIOR RECORDS

Most FGs—Chuck Jura, 1971-72	220
Most FGs Attempted—Jim Buchanan, 1951-52	484
Best FG Percent—Larry Cox, 1975-76	672
Most FTs—Stuart Lantz, 1967-68	136
Most FTs Attempted—Bill Johnson, 1953-54	212
Best FT Percent—Tom Baack, 1967-68	835
Most Points—Marvin Stewart, 1970-71	556
Best Average—Marvin Stewart, 1970-71	21.4
Most Rebounds—Chuck Jura, 1971-72	305

CAREER RECORDS

Most FGs—Jerry Fort, 1972-76	777
Most FGs Attempted—Jerry Fort, 1972-76	1,793
Best FG Percent—Larry Cox, 1973-76	625
Most FTs—Jerry Fort, 1972-76	328
Most FTs Attempted—Jerry Fort, 1972-76	486
Best FT Percent—Tom Baack, 1966-67-68	839

Most Points—Jerry Fort, 1972-76	1,882
Best Average—Jerry Fort, 1972-76	17.9
Most Rebounds—Leroy Chalk, 1969-70-71	782

INDIVIDUAL ONE GAME RECORDS

Most FGs—16, Marvin Stewart vs. Nevada, Dec. 14, 1970
Most FGA—34, Several Players
Most FTs—16, Tom Russell vs. Kansas, Feb. 21, 1962
Most FTA—20, Bill Johnson vs. Missouri, Jan. 21, 1953
Most Points—40, Jerry Fort vs. Missouri, Feb. 22, 1975
Most Rebounds—26, Bill Johnson vs. Iowa State, Jan. 4, 1954
Most Assists—12, Allen Holder vs. Kansas, Jan. 26, 1977

TEAM RECORDS

Most Wins—22, 1919-20 (22-2); 1977-78 (22-8).
Most FGs—48, vs. Montana St., Dec. 23, 1977
Most FGA—97, vs. California State, Dec. 4, 1967
Most FTs—41, vs. Missouri, Jan. 16, 1956
Most FTA—60, vs. Kansas State, Jan. 11, 1954
Most Points—116, vs. Nevada, Dec. 14, 1970
Most Consecutive FTs—25, vs. Oklahoma in Big 8 Tourney, Dec. 28, 1967
Most Assists—36, vs. Montana St., Dec. 23, 1977
Most Steals—14, vs. Montana St., Dec. 23, 1977
Best FT Percent—96.9 (10-13) vs. Oklahoma State in Big 8 Tourney, Dec. 30, 1975
Least Turnovers—4, vs. Pacific, Dec. 19, 1975

MISCELLANEOUS RECORDS

Most Points in Overtime Game—94 vs. Wichita State (Neb. 94, Wichita St. 92, 3 OT), December 10, 1968
Most Total Points (Home)—187, (Nebraska 116, Nevada—Reno 71), Dec. 14, 1970
Most Total Points (Away)—205, (Marshall 119, Nebraska 87, 1967 NIT)
Most Points by an Opponent—119, Marshall, 1967 WIT
Most Points One Season—2,032, in 1977-78
Most FGs One Season—829, in 1977-78
Most Rebounds One Season—1,062, in 1965-66

RECORDS BROKEN OR TIED IN 1977-78

INDIVIDUAL

FRESHMAN RECORDS

Best FG Percent—563 (63-112), Mike Naderer (old mark—433, Jerry Fort, 1972-73)
Most FTs Attempted—111, Andre Smith (old mark—104, Jerry Fort, 1972-73)
Most Rebounds—144 (4.8 avg.), Andre Smith (old mark—116, Rickey Harris, 1973-74)

TEAM

Most Wins In Season—22 (ties old mark—22, 1919-20)
Most FGs, Game—48 vs. Montana St., Dec. 23, 1977 (old mark—44 vs. Missouri, Jan. 28, 1967)
Most Assists, Game—36, vs. Montana St., Dec. 23, 1977
Most Steals, Game—14 vs. Montana St., Dec. 23, 1977
Most Points, One Season—2,032 (old mark—1,920, 1965-66)
Most FGs, One Season—829 (old mark—752 in 1970-71)

OVERALL NEBRASKA SPORTS COMPLEX RECORDS

INDIVIDUAL:

MOST POINTS: 33, Mychal Thompson, Minnesota vs Nebraska, 1976
MOST FIELD GOALS: 14, Mychal Thompson, Minnesota vs Nebraska, 1976
MOST FREE THROWS: 11, Mark Tucker, Oklahoma State vs Nebraska, (11 attempts), 1977
MOST REBOUNDS: 19, Carl McPipe, Nebraska vs California-Davis, 1977

TEAM HIGHS:

MOST POINTS: 104, Nebraska vs Montana State, 1977
MOST FIELD GOALS: 48, Nebraska vs Montana State, 1977
MOST FREE THROWS: 25, Nebraska vs Nevada-Reno, (33 attempts), 1977
MOST FOULS: 33, Colorado vs Nebraska, 1977
MOST REBOUNDS: 54, Nebraska vs NW Missouri State, 1976

TEAM LOWS:

FEWEST POINTS: 50, Nevada-Reno vs. Nebraska, 1977
50, Kansas State vs Nebraska, 1978
FEWEST FIELD GOALS: 17, NW Missouri St. vs Nebraska, 1976
17, Creighton vs Nebraska, 1977
FEWEST FREE THROWS: 4, Nebraska vs Kansas St., (7 attempts), 1977
4, Nebraska vs Missouri, (8 attempts), 1978
FEWEST PERSONAL FOULS: 11, Nebraska vs Mankato State, 1976

NEBRASKA TEAM SPORTS COMPLEX RECORDS

INDIVIDUAL:

MOST POINTS: 28, Carl McPipe vs California-Davis, 1977, and vs Kansas, 1977
MOST FIELD GOALS: 12, Carl McPipe vs NW Missouri St., 1976, and vs Kansas, 1977
MOST FREE THROWS: 9, Carl McPipe vs Oklahoma, (10 attempts), 1977
MOST REBOUNDS: 19, Carl McPipe vs California-Daivs, 1977

TEAM HIGHS:

MOST POINTS: 104 vs Montana State, 1977
MOST FIELD GOALS: 48 vs Montana State, 1977
MOST FREE THROWS: 25 vs Nevada-Reno (33 attempts), 1977
MOST FOULS: 26 vs Montana State, 1977
MOST REBOUNDS: 54 vs NW Missouri State, 1976

TEAM LOWS:

FEWEST POINTS: 52 vs Kansas State, 1977
FEWEST FIELD GOALS: 20 vs Oklahoma, 1977
FEWEST FREE THROWS: 4 vs Kansas State (7 attempts), 1977
4 vs Missouri (8 attempts), 1978
FEWEST PERSONAL FOULS: 11 vs Mankato State, 1976

NEBRASKA SPORTS COMPLEX



NEBRASKA SPORTS COMPLEX ATTENDANCE RECORDS

(Top 15)

- 14,912—Kansas State, 1978
- 14,753—Missouri, 1978
- 14,747—Iowa State, 1978
- 14,273—Missouri, 1977
- 14,262—Creighton, 1977
- 14,168—Kansas, 1978
- 13,467—Iowa State, 1977
- 11,290—Oklahoma, 1978
- 10,516—Iowa, 1976
- 10,381—Colorado, 1978
- 10,263—Oklahoma State, 1978
- 10,145—Oklahoma, 1977
- 9,699—Oklahoma State, 1978
- 9,011—Kansas, 1977
- 8,896—Montana State, 1978

NEBRASKA ALL AMERICANS

- 1913—Sam Carrier, G
1931—Dan Maclay, C
1933—Steve Hokuf, G
1936—George Wahlquist, G
1937—Robert Parsons, G
1952—James Buchanan, G
1978—Carl McPipe*

*Selected by Citizens Saving Athletic Foundation as one of its 12 All American centers from across the country in 1977-78.

ALL-CONFERENCE CORNHUSKERS

MISSOURI VALLEY

- | | |
|-----------------------------|-----------------------------|
| 1909—W. W. Walsh, forward. | 1919—C. Jackson, forward. |
| 1910—H. O. Perry, forward. | 1925—Orr Goodson, center; |
| 1911—J. P. Gibson, forward; | Mathias "Mutt" Volz, guard. |
| O. A. Frank, guard. | 1927—Clark Smaha, forward. |
| 1913—Ross Haskell, forward; | |
| S. C. Carrier, guard. | |

BIG SIX

- | | |
|---------------------------------|-----------------------------|
| 1930—Don Maclay, center. | 1937—Robert Parsons, guard. |
| 1931—Steve Hokuf, guard. | 1938—Robert Parsons, guard. |
| 1933—Steve Hokuf, guard. | 1941—Sid Held, guard; |
| 1936—George Wahlquist, forward. | Don Fitz, guard. |

BIG SEVEN

- | | |
|--------------------------------|--------------------------------|
| 1949—Claude Rutherford, guard. | 1950—"Bus" Whitehead, forward. |
| 1952—James Buchanan, guard. | |

BIG EIGHT

- | | |
|-------------------------------|--------------------------|
| 1960—Herschell Turner, guard. | 1972—Chuck Jura, center. |
| 1966—Grant Simmons, guard. | 1974—Jerry Fort, guard. |
| 1967—Stuart Lantz, guard. | 1975—Jerry Fort, guard. |
| 1968—Stuart Lantz, guard. | 1976—Jerry Fort, guard. |
| 1971—Marvin Stewart, guard. | 1978—Brian Banks, guard. |

NEBRASKA BASKETBALL GRADUATES, WHERE ARE THEY NOW?

Ever wonder what such past Husker stars as Stu Lantz, Tom Baack, Chuck Jura, Jerry Fort and Bob Siegel were doing following their graduation from the University of Nebraska? If so, then the following list of names may answer your questions. The graduated players are listed under the last year that they played basketball under coach Joe Cipriano.

1963-64

CHARLES JONES—an educational administrator in Washington, D.C. Jones started all 25 varsity games during Joe Cipriano's first year and averaged 12.9 points-a-game, for a team high.

NEIL NANNEN—basketball coach at Grand Island High School. Played in 17 varsity games, averaging 2.4 points-a-game.

EARL WRIGHT—a financial consultant. Averaged 1.1 points-per-game in 19 varsity contests.

DARYL PETSCH—former Lieutenant in the Air Force. Played in 22 games during his senior year averaging 7.0 points-a-game.

1964-65

JOEL KORTUS—basketball coach and teacher at Tacoma, Wash.

JERRY SPEARS—owns a mortuary in Columbus, Ohio.

1965-66

AL REINERS—is an agricultural economist for the U.S. Department of Interior. Played in seven varsity games and averaged 0.9 points-a-game for coach Cipriano.

GRANT SIMMONS— a salesman in the Denver area. During his senior year at Nebraska, Simmons was named to the All Big Eight Conference basketball team as a guard. He started all 25 varsity games and averaged 15.2 points-per-game.

1966-67

FRANK EMPKEY—owns an insurance business in Omaha. Played in all 25 varsity games his senior year, averaging 3.1 points-per-game.

CHARLES STONE—is a dentist in Oakland. Played in 17 varsity games, averaging 0.8 points-per-game.

NATE BRANCH—presently playing for the Harlem Globetrotters and has been with them since playing at Nebraska. Three year starter. Nate is the Huskers 9th leading all time scorer, with a 12.8 career average.

WILLIE CAMPBELL—lives in Seattle and is working for the Seattle Parks and Recreation Department. Former team member of the Harlem Globetrotters.

1967-68

STU LANTZ—Retired in 1976-77 from pro basketball, after spending his final year with the Los Angeles Lakers. Also played with the Houston Rockets, Detroit Pistons and New Orleans Jazz. All Big 8 for two years under Cipriano. Teamed with Husker Tom Baack to give Nebraska a fine 1-2 punch. Nebraska's third leading all-time scorer, with a three-year average of 16.8 points-per-game.

TOM BAACK—is in his second year as an assistant for Joe Cipriano at NU. Nebraska's second leading all-time scorer with a career average of 17.2 points-per-game. Baack played on three consecutive winning Nebraska teams as a 6-5 forward, with a satin smooth jump shot.

RON SIMMONS—a dentist in Broken Bow.

ROBERT WAGNER—owns a sporting goods operation in Littleton, Colo.

JIM DAMM—a Captain in the U.S. Army.

1968-69

BOB GRATOPP—works with an insurance company in Lincoln. The Huskers 12th all time scorer, averaging 10.8 points-per-game during his three-year career.

1969-70

TOM SCANTLEBURY—private business in San Francisco, California—Overall, the seventh leading scorer in Husker history with a three-year career average of 12.9 points-per-game. An electrifying ball-handling wizard, Tom led the Huskers in scoring his junior and senior years.

SAM MARTIN—dentist in Wahoo.

DALE VON SEGGERN—accountant in Columbus.

LEE TORRENS—engineer in Florida.

KEN CAUBLE—officer in the Lincoln Police Department.

1970-71

LEROY CHALK—semi-pro ball in France. Although small for a center at 6-7, he dominated the boards for three years as a Husker. As a sophomore, he set a new single-season rebounding record with 257 rebounds and as a senior, broke his old record with 290. Holds Husker rebound record with a three-year total of 782.

1971-72

CHUCK JURA—semi-pro ball in Italy. Nebraska's highest scoring "big man." Fourth leading scorer in Husker history with 1,255 points for a three-year average of 16.3 points-per-game. Jura set records for single-season rebounds (305) and season field goals (220).

MIKE PETERSON—is working for IBM in Minneapolis. A starter in all 26 varsity games his senior year. During his last year, Peterson averaged 5.9 rebounds-per-game and 9.7 points-per-game.

AL NISSEN—practicing medicine in Omaha. One of the best all around guards to play at Nebraska. Started all 26 varsity games his senior year, averaging 12.0 points-per-game. In 1973, Nissen was a graduate assistant under Cipriano, coaching the junior varsity.

TOM BRYAN—semi-pro ball in Belgium. Started 21 varsity games in his senior year at Nebraska. Averaged 8 rebounds a game and 10.3 points-per-game his senior year.

RANDY WATTS—teacher in Omaha. Played in 16 varsity games his senior year, averaging 1.8 points-per-game.

CURT LeROSSINGNOL—earned a Bachelor's Degree in computer Science while at Nebraska. Played in nine games his senior year and added depth to the Husker front line.

1972-73

TONY RIEHL—head basketball coach at Bishop David H.S. in Louisville, Kentucky. Started in 15 varsity games his senior year at Nebraska and averaged 6.4 points-per-game.

CAL CHRISTLINE—manager of a hunting and gun shop in Sterling. Added depth to the Husker forward position and averaged 2.3 points-per-game his senior year in college.

1973-74

TOM NOVAK—works for Beatrice Motor Freight in Lincoln. Started in 14 varsity games his senior year and was the Huskers floor leader. He averaged 5.9 points a game during his last year as a Husker. Brother Terry was a Husker starting forward from 1976-78.

BRENDY LEE—currently employed in Madison, Wisconsin. Former semi-pro performer in Switzerland. Started 21 varsity games his senior year and averaged 7.6 rebounds a game and 4.5 points per game.

1974-75

STEVE ERWIN—manages a ranch in Norfolk. Graduated with an Agricultural Management Degree. Two-year starter for the Huskers at forward in '74-'75. Erwin averaged 6.5 points a game and 6.0 rebounds a contest.

KENT RECKEWAY—medical student at the University of Nebraska Medical Center in Omaha. Three-year letterman, Reckewey was the 1975 recipient of the Big 8 Scholarship Award.

JUD MARTIN—medical student at the University of Nebraska Medical Center in Omaha. Brother of former Husker basketball performer, Sam Martin.

1975-76

JERRY FORT—ended his four-year Husker career as Nebraska's all-time leading scorer (1,882) and only three-time All Big 8 performer (1974-76). Fort has had professional tryouts with the Boston Celtics and the Philadelphia 76ers.

LARRY COX—working in Ames, Iowa for Campus Crusaders. Three-year starter at center he set Big 8 and Nebraska records for highest field goal percentage for season (.672), conference career (.619) and career (.625).

1976-77

ALLEN HOLDER—presently working in Lincoln as a management trainee at Goodyear. Nebraska's fourth leading scorer in '76-'77, with a 9.4 average. Holder was a two-year starter, coming to NU from Seminole, Okla. JC in 1975

RICKEY HARRIS—currently living in Denver. A four-year letterman, Harris had a career scoring average of 3.8 and a career rebound mark of 4.0.

BOB SIEGEL—working in North Platte for IBM. A three-year starting forward, Siegel ended his Husker career as Nebraska's 7th all time scorer.

1977-78

TERRY NOVAK—employed by Beatrice Motor Freight in Lincoln. A two-year starting forward, Terry's older brother Tom was a starting Husker guard in 1973-74 and father Tom was a Nebraska football All American center in 1950.

NCAA NATIONAL BASKETBALL CHAMPIONS (1901-1978)

Year	Nat'l Championship Team	Coach	Won	Lost
1901	Yale	No Coach	10	4*
1902	Minnesota	Dr. Louis Cooke	11	0
1903	Yale	No Coach	15	1
1904	Columbia	No Coach	17	1*
1905	Columbia	No Coach	19	1*
1906	Dartmouth	No Coach	16	2
1907	Chicago	Joseph Raycroft	20	2
1908	Chicago	Joseph Raycroft	21	2
1909	Chicago	Joseph Raycroft	12	0
1910	Columbia	Harry A. Fisher	11	1*
1911	St. John's (Brooklyn)	Claude B. Allen	14	0
1912	Wisconsin	Walter Meanwell	15	0
1913	U.S. Naval Academy	Louis P. Wenzell	9	0
1914	Wisconsin	Walter Meanwell	15	0
1915	Illinois	Ralph R. Jones	16	0
1916	Wisconsin	Walter Meanwell	20	1
1917	Washington State	J. Fred Bohler	25	1
1918	Syracuse	Edmund A. Dollard	16	1
1919	Minnesota	Dr. Louis Cooke	13	0
1920	Pennsylvania	Lon W. Jourdet	22	1
1921	Pennsylvania	Edward McNichol	21	2
1922	Kansas	Forrest C. Allen	16	2
1923	Kansas	Forrest C. Allen	17	1
1924	North Carolina	Norman Shepard	25	0
1925	Princeton	Albert Wittmer	21	2

1926	Syracuse	Lewis P. Andreas	19	1
1927	Notre Dame	George E. Keogan	19	1
1928	Pittsburgh	Clifford Carlson	21	0
1929	Montana State	Schubert Dyché	35	2
1930	Pittsburgh	Clifford Carlson	23	2
1931	Northwestern	Arthur Lomborg	16	1
1932	Purdue	Ward Lambert	17	1
1933	Kentucky	Adolph Rupp	20	3
1934	Wyoming	Willard Witte	26	3*
1935	New York University	Howard Cann	19	1
1936	Notre Dame	George Keogan	22**	2
1937	Stanford	John W. Bunn	25	2
1938	Temple	James Usilton	23	2
1939	Long Island	Clair F. Bee	24	0
1940	Southern California	Justin M. Barry	20	3
1941	Wisconsin	Harold E. Foster	20	3
1942	Stanford	Everett S. Dean	27	4
1943	Wyoming	Everett Shelton	31	2
1944	U.S. Military Academy	Edward Kelleher	15	0
1945	Oklahoma State	Henry P. Iba	27	4
1946	Oklahoma State	Henry P. Iba	31	2
1947	Holy Cross	Alvin F. Julian	27	3
1948	Kentucky	Adolph Rupp	36	3
1949	Kentucky	Adolph Rupp	32	2
1950	City College (New York)	Nat Holman	24	5
1951	Kentucky	Adolph Rupp	32	2
1952	Kansas	Forrest C. Allen	28	3
1953	Indiana	Branch McCracken	23	3
1954	Kentucky	Adolph Rupp	25	0
1955	San Francisco	Phil Woolpert	28	1
1956	San Francisco	Phil Woolpert	29	0
1957	North Carolina	Frank McGuire	32	0
1958	Kentucky	Adolph Rupp	23	6
1959	California	Pete Newell	25	4
1960	Ohio State	Fred Taylor	25	3
1961	Cincinnati	Ed Jucker	27	3
1962	Cincinnati	Ed Jucker	29	2
1963	Loyola (Chicago)	George Ireland	29	2
1964	UCLA	John Wooden	30	0
1965	UCLA	John Wooden	28	2
1966	Texas Western	Don Haskins	28	1
1967	UCLA	John Wooden	30	0
1968	UCLA	John Wooden	29	1
1969	UCLA	John Wooden	29	1
1970	UCLA	John Wooden	28	2
1971	UCLA	John Wooden	29	1
1972	UCLA	John Wooden	30	0
1973	UCLA	John Wooden	30	0
1974	North Carolina State	Norman Sloan	31	1
1975	UCLA	John Wooden	28	3
1976	Indiana	Bob Knight	32	0
1977	Marquette	Al McGuire	25	7
1978	Kentucky	Joe B. Hall	30	2

*Undeclared in Collegiate Play

**One Tie Game Played by Notre Dame

BIG EIGHT CONFERENCE CHAMPIONS

1908-1978

MISSOURI VALLEY

Year	Team	Conference Games			All Games			Coach
		W	L	Pct.	W	L	Pct.	
1908	Kansas	6	0	1.000	18	6	.745	Dr. F. C. Allen
1909	Kansas	8	2	.800	25	3	.892	Dr. F. C. Allen
1910	Kansas	7	1	.875	18	1	.947	W. O. Hamilton
1911	Kansas	9	3	.750	12	6	.666	W. O. Hamilton
1912	Nebraska	8	0	1.000	14	1	.933	E. O. Stiehm
	Kansas	6	2	.750	11	7	.611	W. O. Hamilton
1913	Nebraska	10	0	1.000	17	2	.895	E. O. Stiehm
1914	Kansas	13	1	.929	17	1	.944	W. O. Hamilton
	Nebraska	7	0	1.000	15	3	.833	E. O. Stiehm
1915	Kansas	13	1	.929	16	1	.941	W. O. Hamilton
1916	Nebraska	12	0	1.000	13	1	.929	Samuel Waugh
1917	Kansas State	10	2	.833	15	2	.882	Z. G. Clevenger
1918	Missouri	15	1	.938	17	1	.944	Dr. Walter Meanwell
1919	Kansas State	10	2	.833	16	2	.889	Z. G. Clevenger
1920	Missouri	17	1	.944	17	1	.944	Dr. Walter Meanwell
1921	Missouri	17	1	.944	17	1	.944	J. Craig Ruby
1922	Missouri	15	1	.937	16	1	.941	J. Craig Ruby
	Kansas	15	1	.937	16	2	.888	Dr. F. C. Allen
1923	Kansas	16	0	1.000	17	1	.944	Dr. F. C. Allen
1924	Kansas	15	1	.931	15	3	.833	Dr. F. C. Allen
1925	Kansas	15	1	.937	17	1	.944	Dr. F. C. Allen
1926	Kansas	16	2	.888	16	2	.888	Dr. F. C. Allen
1927	Kansas	10	2	.833	15	2	.882	Dr. F. C. Allen
1928	Oklahoma	18	0	1.000	18	0	1.000	Hugh McDermott

BIG SIX

1929	Oklahoma	10	0	1.000	13	2	.866	Hugh McDermott
1930	Missouri	8	2	.800	15	3	.833	George Edwards
1931	Kansas	7	3	.700	15	3	.833	Dr. F. C. Allen
1932	Kansas	7	3	.700	13	5	.722	Dr. F. C. Allen
1933	Kansas	8	2	.800	13	4	.764	Dr. F. C. Allen
1934	Kansas	9	1	.900	16	1	.941	Dr. F. C. Allen
1935	Iowa State	8	2	.800	13	3	.812	Louis E. Menze
1936	Kansas	10	0	1.000	21	2	.913	Dr. F. C. Allen
1937	Kansas	8	2	.800	15	4	.788	Dr. F. C. Allen
	Nebraska	8	2	.800	13	7	.650	W. H. Browne
1938	Kansas	9	1	.900	18	2	.900	Dr. F. C. Allen
1939	Missouri	7	3	.700	12	6	.666	George Edwards
	Oklahoma	7	3	.700	12	9	.571	Bruce Drake
1940	Kansas	8	2	.800	19	6	.800	Dr. F. C. Allen
	Missouri	8	2	.800	13	6	.684	George Edwards
	Oklahoma	8	2	.800	12	7	.631	Bruce Drake
1941	Iowa State	7	3	.700	15	4	.789	Louis E. Menze
	Kansas	7	3	.700	12	6	.667	Dr. F. C. Allen
1942	Kansas	8	2	.800	17	5	.773	Dr. F. C. Allen
	Oklahoma	8	2	.800	11	7	.611	Bruce Drake
1943	Kansas	10	0	1.000	22	6	.786	Dr. F. C. Allen
1944	Iowa State	9	1	.900	14	4	.777	Louis E. Menze
	Oklahoma	9	1	.900	16	8	.666	Bruce Drake
1945	Iowa State	8	2	.800	11	5	.688	Louis E. Menze
1946	Kansas	10	0	1.000	19	2	.905	Dr. F. C. Allen
1947	Oklahoma	8	2	.800	24	7	.871	Bruce Drake
1948	Kansas State	9	3	.750	22	6	.786	Jack Gardner

BIG SEVEN

1949—Nebraska	9	3	.750	16	10	.615	Harry Good
Oklahoma	9	3	.750	14	10	.683	Bruce Drake
1950—Kansas	8	4	.667	14	11	.560	Dr. F. C. Allen
Kansas State	8	4	.667	17	7	.708	Jack Gardner
Nebraska	8	4	.667	16	7	.696	Harry Good
1951—Kansas State	11	1	.917	25	4	.862	Jack Gardner
1952—Kansas	11	1	.917	28	3	.903	Dr. F. C. Allen
1953—Kansas	10	2	.833	19	6	.760	Dr. F. C. Allen
1954—Kansas	10	2	.833	16	5	.761	Dr. F. C. Allen
Colorado	10	2	.833	11	11	.500	H. B. Lee
1955—Colorado	11	1	.917	19	6	.760	H. B. Lee
1956—Kansas State	9	3	.750	17	8	.680	Tex Winter
1957—Kansas	11	1	.917	24	3	.889	Dick Harp
1958—Kansas State	10	2	.833	22	5	.815	Tex Winter

BIG EIGHT

1959—Kansas State	14	0	1.000	25	2	.925	Tex Winter
1960—Kansas	10	4	.714	19	9	.669	Dick Harp
Kansas State	10	4	.714	16	10	.615	Tex Winter
1961—Kansas State	13	1	.929	23	4	.852	Tex Winter
1962—Colorado	13	1	.929	19	7	.730	Russell Walseth
1963—Colorado	11	3	.786	19	7	.731	Russell Walseth
Kansas State	11	3	.786	16	9	.640	Tex Winter
1964—Kansas State	12	2	.857	22	7	.759	Tex Winter
1965—Oklahoma State	12	2	.857	20	7	.741	Henry Iba
1966—Kansas	13	1	.929	23	4	.852	Ted Owens
1967—Kansas	13	1	.929	23	4	.852	Ted Owens
1968—Kansas State	11	3	.786	19	9	.679	Tex Winter
1969—Colorado	10	4	.714	21	7	.750	Russell Walseth
1970—Kansas State	10	4	.714	20	8	.714	Cotton Fitzsimmons
1971—Kansas	14	0	1.000	27	3	.900	Ted Owens
1972—Kansas State	12	2	.857	19	9	.679	Jack Hartman
1973—Kansas State	12	2	.857	23	5	.821	Jack Hartman
1974—Kansas	13	1	.929	23	7	.767	Ted Owens
1975—Kansas	11	3	.786	19	8	.704	Ted Owens
1976—Missouri	12	2	.857	24	4	.857	Norm Stewart
1977—Kansas State	11	3	.786	23	8	.719	Jack Hartman
1978—Kansas	13	1	.929	24	5	.828	Ted Owens



BIG EIGHT CONFERENCE

ALL AMERICANS—1909-1978

- 1909—Tommy Johnson, F, Kansas
1910—Ernest Lambert, F, Oklahoma
1913—**Sam Carrier, G, Nebraska**
1915—Ralph Sproull, F, Kansas
1916—Fred Williams, G, Missouri
1917—F, I. Reynolds, G, Kansas State
1918—Craig Ruby, F, Missouri
1919—Craig Ruby, F, Missouri; Arthur Longborg, G, Kansas
1920—George Williams, G, Missouri
1921—George Williams, G, Missouri; Herbert Bunker, G, Missouri
1922—Paul Endacott, G, Kansas; Arthur Browning, F, Missouri; Herbert Bunker, G, Missouri
1923—Charles Black, F, Kansas; Paul Endacott, G, Kansas; Arthur Browning, F, Missouri; Herbert Bunker, G, Missouri
1924—Charles Black, F, Kansas; Tusten Ackerman, C, Kansas
1925—Tusten Ackerman, C, Kansas; Gale Gordon, F, Kansas; Albert Peterson, F, Kansas
1926—Gale Gordon, F, Kansas; Albert Peterson, F, Kansas
1928—Victor Holt, C, Oklahoma
1929—Thomas Churchill, F, Oklahoma; Bruce Drake, G, Oklahoma
1930—Forrest Cox, G, Kansas; Marshall Craig, F, Missouri
1931—Max Collings, G, Missouri; **Dan Maclay, C, Nebraska**
1932—Ted O'Leary, F, Kansas
1933—Bill Johnson, C, Kansas; **Steve Hokuf, G, Nebraska**
1935—Waldo Wegner, C, Iowa State; Omar Browning, G, Oklahoma
1936—Ray Ebling, F, Kansas; **George Wahlquist, G, Nebraska**; Omar Browning, G, Oklahoma
1937—Jack Fleming, F, Iowa State; Ray Noble, F, Kansas; Fred Pralle, G, Kansas; Frank Groves, C, Kansas State; **Robert Parsons, G, Nebraska**
1938—Fred Pralle, G, Kansas
1939—James McNatt, F, Oklahoma; John Lobsinger, G, Missouri
1940—James McNatt, F, Oklahoma; John Lobsinger, G, Missouri
1941—Howard Engleman, F, Kansas
1942—Ray Evans, G, Kansas
1943—Charles Black, F, Kansas; Ray Evans, G, Kansas; Gerald Tucker, Oklahoma
1944—Allie Paine, G, Oklahoma
1946—Charles Black, F, Kansas
1947—Gerald Tucker, C, Oklahoma; Charles Black, F, Kansas
1948—Howard Shannon, G, Kansas State; Paul Courty, F, Oklahoma
1949—Paul Courty, F, Oklahoma
1950—Richard Harmon, G, Kansas State; Clyde Lovellette, C, Kansas
1951—Clyde Lovellette, C, Kansas; Ernie Barrett, G, Kansas State
1952—Clyde Lovellette, C, Kansas; Richard Knostman, C, Kansas State; William Stauffer, C, Missouri; **James Buchanan, G, Nebraska**
1953—Richard Kostmans, C, Kansas State; B. H. Born, C, Kansas
1955—Burdette Haldorson, C, Colorado
1956—Norman Stewart, G, Missouri
1957—Wilt Chamberlain, C, Kansas; Gary Thompson, G, Iowa State; Jack Parr, C, Kansas State
1958—Wilt Chamberlain, C, Kansas; Robert Boozer, F, Kansas State; Arlen Clark, C, Oklahoma State; Jack Parr, C, Kansas State
1959—Robert Boozer, F, Kansas State; Arlen Clark, C, Oklahoma State
1961—William Bridges, C, Kansas; Charles Henke, C, Missouri
1962—Mike Wroblewski, C, Kansas State
1963—Ken Charlton, F, Colorado
1966—Walt Wesley, C, Kansas
1967—Don Smith, C, Iowa State; Don Sidle, C, Oklahoma
1968—Jo Jo White, G, Kansas; Don Sidle, C, Oklahoma
1969—Jo Jo White, G, Kansas
1970—Dave Robisch, F, Kansas
1971—Cliff Meeley, F, Colorado; Dave Robisch, F, Kansas
1972—Bud Stallworth, F, Kansas
1973—John Brown, F, Missouri
1975—Chuckie Williams, G, Kansas State; Alvan Adams, C, Oklahoma
1976—Willie Smith, G, Missouri

CONFERENCE SCORING LEADERS

1908-1978

BIG SIX

1929 Tom Churchill (12.4)	Oklahoma	1938 Fred Pralle (12.1)	Kansas
1930 Don Maclay (11.2)	Nebraska	1939 Homer Wesche (13.1)	Kansas State
1931 Jack Roadcap (9.9)	Iowa State	1940 Jim McNatt (12.6)	Oklahoma
1932 Ted O'Leary (11.0)	Kansas	1941 Howard Engleman (16.5)	Kansas
John Cooper (11.0)	Missouri	1942 Ralph Miller (15.2)	Kansas
1933 Norman Wagner (11.4)	Missouri	1943 Gerald Tucker (17.5)	Oklahoma
1934 Ray Ebling (12.4)	Kansas	1944 Allie Paine (11.0)	Oklahoma
1935 Ray Ebling (13.4)	Kansas	1945 Jim Myers (13.1)	Iowa State
1936 Ray Ebling (14.1)	Kansas	1946 Charlie Black (17.3)	Kansas
1937 Frank Groves (15.4)	Kansas State	1947 Gerald Tucker (13.7)	Oklahoma

BIG SEVEN

1948 Paul Courty (13.0)	Oklahoma	1953 B. H. Born (22.5)	Kansas
1949 Claude Rutherford (12.4)	Nebraska	1954 Burdette Halderson (21.3)	Colorado
1950 Clyde Lovellette (23.0)	Kansas	1955 Burdette Halderson (23.9)	Colorado
1951 Clyde Lovellette (23.8)	Kansas	1956 Norm Stewart (24.7)	Missouri
1952 Clyde Lovellette (28.0)	Kansas	1957 Wilt Chamberlain (25.4)	Kansas

BIG EIGHT

1958 Wilt Chamberlain (28.3)	Kansas	1969 Cliff Meely (24.9)	Colorado
1959 Bob Boozer (25.9)	Kansas State	1970 Dave Robisch (26.6)	Kansas
1960 Wayne Hightower (21.6)	Kansas	1971 Cliff Meely (30.5)	Colorado
1961 Charles Henke (24.7)	Missouri	1972 Bud Stallworth (27.9)	Kansas
1962 Jerry Gardner (20.2)	Kansas	1973 Kevin Fitzgerald (21.3)	Oklahoma State
1963 Ken Charlton (19.2)	Colorado	1974 Alvan Adams (22.6)	Oklahoma
1964 Willie Murrell (22.4)	Kansas State	1975 Herclie Ivy (29.9)	Iowa State
1965 Walt Wesley (26.9)	Kansas	1976 Willie Smith (25.3)	Missouri
1966 Chuck Gardner (20.3)	Colorado	1977 Kim Anderson (22.1)	Missouri
1967 Don Sidle (24.9)	Oklahoma	1978 Andrew Parker (22.2)	Iowa State
1968 Don Smith (25.7)	Iowa State		



BIG 8 CONFERENCE BASKETBALL RECORDS

INDIVIDUAL

- Most Points in Conference Game—50 by Bud Stallworth, Kansas vs. Missouri, 1971-72.
- Most Points in Game—52 by Wilt Chamberlain, Kansas vs. Northwestern, 1957. (58 by Bob Kurland, Oklahoma State vs. St. Louis, 1946, which was prior to Oklahoma State's entry into Conference.)
- Most Points in Conference Season—427 by Cliff Meely, Colorado, 1970-71.
- Most Points in Season—886 by Clyde Lovellette, Kansas, 1952.
- Most Points in Conference Career—1,075 by Mike Evans, Kansas State, 1974-78.
- Most Points In Career—2,115 by Mike Evans, Kansas State, 1974-78.
- Highest Average for Conference Season—30.5 by Cliff Meely, Colorado, 1970-71, in 14 games.
- Highest Average for Season—30.1 by Wilt Chamberlain, Kansas, 1958, in 21 games.
- Highest Average for Conference Career—26.5 by Wilt Chamberlain, Kansas, 1957-58 in 23 games.
- Highest Average for Career—29.8 by Wilt Chamberlain, Kansas, 1957-58, in 48 games.
- Most Field Goals in Conference Game—19 by Cliff Meely, Colorado vs. Oklahoma State, 1970-71; 19 by Bud Stallworth, Kansas vs. Missouri, 1971-72; 19 by Hercle Ivy, Iowa State vs. Colorado, 1974-75.
- Most Field Goals in Game—22 by Chuckie Williams, Kansas State vs. Holy Cross, 1976.
- Most Field Goals in Conference Season—179, Hercle Ivy, Iowa State, 1974-75.
- Most Field Goals in Season—352 by Clyde Lovellette, Kansas, 1952.
- Most Field Goals in Conference Career—441 by Mike Evans, Kansas State, 1974-78.
- Most Field Goals in Career—890 by Mike Evans, Kansas State, 1974-78 in 117 games.
- Most Free Throws in Conference Game—24 (of 24 attempts) by Arlen Clark, Oklahoma State vs. Colorado, 1959.
- Most Free Throws in Game—24 (of 24 attempts) by Arlen Clark, Oklahoma State vs. Colorado, 1959.
- Most Free Throws in Conference Season—128 by Don Smith, Iowa State, 1967-68.
- Most Free Throws in Season—250 by Wilt Chamberlain, 1957.
- Most Free Throws in Conference Career—304 by Don Smith, Iowa State, 1966-67-68.
- Most Free Throws in Career—502 by Don Smith, Iowa State, 1966-67-68.
- Highest Field Goal Percentage for Season (Minimum of 56 Goals)—.672 (133-198) by Larry Cox, Nebraska, 1976.**
- Highest Field Goal Percentage for Conference Career (Minimum of 140 Goals)—.619 (159-257) by Larry Cox, Nebraska, 1973-76.**
- Highest Field Goal Percentage for Career (Minimum of 200 Goals)—.625 (270-432) by Larry Cox, Nebraska, 1973-76.**
- Highest Free Throw Percentage for Season—.926 (63-68) by Moe Iba, Oklahoma State, 1960-61.**
- Highest Free Throw Percentage for Career (Minimum of 150 Made)—.839 (245-292) by Tom Baack, Nebraska, 1966-67-68.**

BIG 8 CONFERENCE BASKETBALL RECORDS

Most Rebounds in Conference Game—36 by Wilt Chamberlain, Kansas vs. Iowa State, 1958.

Most Rebounds in Game—36 by Wilt Chamberlain, Kansas vs. Iowa State, 1958.

Most Rebounds in Conference Season—235 by Andy Hopson, Oklahoma State, 1972-73.

Most Rebounds in Season—510 by Wilt Chamberlain, Kansas, 1957.

Most Rebounds in Conference Career—590, Andy Hopson, Oklahoma St, 1973-75.

Most Rebounds in Career—1,081 by Bill Bridges, Kansas, 1959-60-61.




BIG 8 CONFERENCE BASKETBALL RECORDS

TEAM OFFENSE

- Most Points Conference Game—119 by Iowa State vs. Colorado, 1974-75.
Most Points in Game—127 by Oklahoma State vs. College of Santa Fe, 1977.
Most Points Conference in Season—1,194 by Missouri, 1975-76 in 14 games.
Most Points in Season—2,590 by Missouri, 1975-76 in 31 games.
Highest Scoring Average Conference for Season—85.3 by Missouri, 1975.
Highest Scoring Average for Season—85.8 by Iowa State, 1974-75.
Most Field Goals in Game—51 by Nebraska vs. Nevada, Las Vegas, 1970-71; Iowa State vs. Northern Iowa, 1974-75; and Oklahoma State vs. College of Santa Fe, 1977.
Most Field Goals in Conference Season—494 by Iowa State, 1974-75.
Most Field Goals in Season—1,035 by Missouri, 1975-76 in 31 games.
Most Free Throws in Game—55 by Oklahoma (40 made) vs. Kansas State, 1955.
Most Free Throws in Conference Season—299 by Kansas State, 1959.
Most Free Throws in Season—465 by Oklahoma State, 1978, in 26 games.
Most Fouls in Conference Game—38 by Oklahoma vs. Kansas, 1953.
Most Fouls in Game—45 by Oklahoma vs. Southern California, 1967-68.
Most Fouls in Conference Season—357 by Nebraska, 1970-71.
Most Fouls in Season—700 by Kansas, 1952 in 31 games.
Highest Field Goal Percentage for Game—.718 by Oklahoma State (23-32) vs. Kansas State, 1962.
Highest Field Goal Percentage for Conference Season—.506 by Missouri, 1976-77.
Highest Field Goal Percentage for Season—.505 by Nebraska, 1970-71.
Highest Free Throw Percentage for Game—1.000 (14-14) by Kansas State vs. Iowa State, 1976; Kansas (11-11) vs. Kansas State, 1968 and Oklahoma (10-10) vs. Iowa State, 1940; Kansas State (5-5) vs. South Dakota, 1978.
Highest Free Throw Percentage for Season—.711 by Oklahoma State (287-372), 1961.
Most Consecutive Free Throws in Game—25 by Nebraska vs. Oklahoma, 1967 Tournament.

TEAM DEFENSE

- Fewest Points Yielded Conference Game—13 by Kansas (31) vs. Missouri, 1932; and Iowa State (18) vs. Missouri, 1932.
Fewest Points Yielded in Game—1 by Oklahoma (90) vs. Edmond Teachers, 1910.
Fewest Points Yielded in Conference Season—235 by Kansas, 1934.
Fewest Points Yielded in Season (since 1929)—379 by Kansas, 1933-34, in 17 games.
Lowest Point Average Yielded in Conference Season—23.5 by Kansas, 1934.
Fewest Field Goals Yielded in Game—3 by Kansas vs. Missouri, 1931.
Fewest Free Throws Yielded in Game—1 by Iowa State vs. Kansas, 1933; Kansas vs. Iowa State, 1934; and Missouri vs. Kansas, 1936.
Fewest Free Throws Yielded in Season—60 by Kansas, 1930.
Fewest Fouls in Game—1 by Kansas vs. Topeka YMCA, 1899 and K.C. Athletic Club, 1899.
Fewest Fouls in Season—74 by Kansas, 1934.
Most Rebounds in Conference Game—77 by Kansas vs. Nebraska, 1957; and Kansas vs. Missouri, 1957.
Most Rebounds in Game—77 by Kansas vs. Nebraska, 1957; and Kansas vs. Missouri, 1957.
Most Rebounds in Conference Season—719 by Iowa State, 1975 in 14 games.
Most Rebounds in Season—2,102 by Iowa State, 1977-78, in 27 games.



NEBRASKA HISTORY



Built in 1926, Nebraska had an overall mark of 328-184 in The Coliseum.
Nebraska's last game in The Coliseum was on March 6, 1976, as the Huskers beat Iowa State 82-66.



NEBRASKA'S COLISEUM (1926-1975)



JERRY BUSH
Nebraska Basketball Coach
(1945-1963)

Jerry Bush, Nebraska's basketball coach from 1954-63, died in Lincoln on Oct. 27, 1976.

A memorial to Bush was dedicated in front of the Nebraska Coliseum, the site of many exciting Bush victories, on Sept. 9, 1978. Present at the ceremony were Bush's wife, Asta, his family, University administration, NU athletic department administration and coaches, along with several of Bush's former players.

Bush's accomplishments as a coach and player were many. As a college star, he was a three-year (1936-38) starting forward at St. John's and in 1938, he was selected as an All American.

From 1938-47, Bush played professional basketball and was twice named All Pro. He also played on two world championship professional teams.

Following his professional career, Bush was the head coach at Toledo University from 1947-54. During his seven years at Toledo, Bush's record was 129-59.

From Toledo, he came to Nebraska where he was the head mentor from 1954-63. At NU, his record was 82-131.

Bush showed the state of Nebraska that there was more to the game of basketball than winning or losing. A 1963 press clipping described Jerry Bush the best.

"He has provided far more than victories and injected into the community and the state an enthusiasm and good nature that is far more valuable than victories on the hardwood courts. On these terms, Jerry Bush leaves Nebraska as a real winner."

At the time of his death, Bush was the vice president of Universal Assurors Inc., of Omaha.

**NEBRASKA TOTAL WON-LOSS RECORD
IN HISTORY OF SPORT AT SCHOOL
(1897-1978)**

814-772

NEBRASKA'S RECORD WITH ALL OPPONENTS

Air Force Academy	3	1	Fresno State	1	0
Alabama	0	1	Gardner Naval Res.	0	2
Arizona	2	1	George Washington	0	1
Arizona State	0	2	Georgia State	2	0
Arkansas	0	2	Great Lakes	0	1
Augustana	2	0	Greeley, Colo., HS	1	0
Baker	3	0	Grinnell	15	6
Baylor	1	0	Hamline	2	0
Bellevue	1	0	Harvard	2	0
Bradley	2	5	Haskell College	0	2
Brandeis (Omaha)	1	0	Hastings College	1	0
Brigham Young	1	3	Hawaii	2	2
Brown	1	0	Hawaii-Hilo	0	1
Burgess-Nash	1	0	Highland Park	1	2
Butler	1	1	Hillyard's	0	1
California	6	7	Houston	0	3
California (Davis)	1	0	Hudson College	1	0
California (Irvine)	1	0	Idaho	2	0
California State (Full'ton)	1	0	Illinois	2	7
Camp Funston	0	1	Independence College	1	0
Canasius	0	1	Indiana	1	7
Carleton	0	2	Iowa	7	12
Central City	1	0	Iowa State	97	67
Cheyenne Bus. College	0	1	Kansas	54	116
Chicago Central	0	1	Kansas City YMCA	1	0
Cincinnati	0	2	Kansas State	62	85
Colgate	1	1	Kaycee Ath. Club	2	3
Colorado	35	44	Kentucky	1	2
Colorado State	9	2	Knox	1	0
Cornell (N.Y.)	1	0	La Salle	1	1
Cotner College	4	1	Lawrence	1	0
Creighton	4	4	Lewis	0	1
Crete	1	0	Lincoln High	1	0
Denver	4	2	Lincoln YMCA	9	4
Denver YMCA	1	0	Long Beach State	1	0
DePaul	0	3	Louisville	0	1
Detroit	1	4	Loyola (Chicago)	1	1
Doane	3	0	MacMurray	1	0
Drake	42	13	Mankato St.	1	0
Duquesne	1	2	Marquette	2	3
Emporia State	1	0	Marshall	0	1
Fon du Lac	0	1	Marshfield	1	0
Fort Dodge	5	1	Memphis State	0	1
Ft. Dodge (Co. G)	0	1	Menasha	1	0
Fort Riley	1	0	Miami (Florida)	1	1

Miami (Ohio)	1	0	Port Washington	1	0
Michigan	2	4	Princeton	1	0
Michigan State	3	4	Purdue	2	4
Middle Tennessee	0	1	Ripon	0	1
Millikin	0	1	Sacred Heart Col.	1	0
Minneapolis YMCA	1	0	St. Louis Univ.	2	3
Minnesota	10	38	St. Mary's (Calif.)	1	1
Minnesota Ag	0	1	St. Josephs (Iowa)	3	0
Minnesota-Duluth	1	0	St. Thomas (Minn.)	1	0
Mississippi	1	0	St. Thomas (Pa.)	1	0
Missouri	66	75	San Diego State	0	1
Missouri So. St.	1	0	San Jose State	1	2
Montana	1	0	Santa Clara	1	1
Montana State	2	2	Shattuck	2	0
Morningside	7	0	Simpson	1	1
Muscatine	0	1	Sioux City YMCA	1	1
NATTC	0	1	South Carolina	1	1
Navy Pre-flight	0	2	South Dakota	29	5
Nebraska Wesleyan	21	6	South Dakota State	7	0
Nevada-Reno	2	1	So. California	0	4
New Mexico St.	1	0	SMU	3	2
Niagara	1	0	Springfield (Mass.)	1	0
North Carolina	0	1	Stanford	3	6
Northern Colorado	1	0	Stevens Point A.C.	0	1
North Dakota	1	1	Stewart AFB	1	0
North Dakota State	1	0	Tampa	0	1
Northeast Missouri	1	0	Temple	0	1
Northwest Mo. St.	1	0	Texas	1	2
Northern Iowa	8	0	TCU	2	1
Northern Michigan	1	0	Texas A&M	1	0
North Texas State	2	0	Texas Tech	4	2
Northwestern	2	1	Topeka YMCA	1	1
Northwest Missouri	6	0	UCLA	2	4
Notre Dame	4	2	Utah	1	1
Ohio	2	0	Utah State	2	0
Ohio State	1	1	Valparaiso	2	0
Oklahoma	61	67	Vanderbilt	2	3
Oklahoma State	37	23	Washburn	1	0
Oklahoma City	1	1	Washington (Seattle)	1	6
Omaha Alumni	1	0	Washington State	3	1
Omaha Ath. Club	2	0	Wash. U. (St. Louis)	9	6
Omaha Christian	1	0	Wesleyan Auto	0	1
Omaha	2	0	Western Illinois	1	0
Omaha YMCA	7	1	West Kentucky State	0	1
Oregon	2	3	Western Reserve	2	0
Oregon State	2	5	West Virginia	0	1
Ottumwa Navy	2	0	Wichita State	4	5
Pacific	2	0	Wisconsin	5	4
Penthalon	1	0	Wisconsin State	0	1
Portage (Co. F)	0	1	Wyoming	9	6
Portland	1	0	York College	1	0
Pittsburgh	0	2			

NEBRASKA CAGE HISTORY

(1897-1978)

KEY: (H)—Home (A)—Away (HC)—Husker Classic (B)—Big 8 Tourney (OT)—Overtime

Nebr.	Opponent	Nebr.	Opponent	Nebr.	Opponent
1897-98					
(Won 7, Lost 0)					
won Kansas U.	—	39 Colorado College	11	26 Kansas City A.C.	25
won Doane College	—	28 Colorado U.	12	57 Brown College "B"	12
won Nebraska Wesleyan	—	25 Greeley (Colo.) HS	15	39 Bellevue (Nebr.)	27
won Omaha YMCA	—	28 Cheyenne Bus. Col.	42	33 Fort Dodge	23
won Omaha YMCA	—	33 Lincoln YMCA	20	59 Shattuck	23
won Lincoln YMCA	—	4 Minnesota Ag. Col.	13	R. G. CLAPP, COACH	
won Lincoln YMCA	—	14 Minnesota U.	41		
won Lincoln YMCA	—	W. HILTNER, COACH			
FRANK LEHMER, COACH					
1898-99					
(Won 4, Lost 0)					
21 Omaha YMCA	—	1903-04			
37 Nebraska Wesleyan	5	(Won 9, Lost 5)			
57 Nebraska Wesleyan	3	47 Nebraska Wesleyan	10	82 Crete	8
52 Doane	7	lost Highland Park	—	38 Nebraska Wesleyan	26
FRANK LEHMER, COACH					
1899-1900					
(Won 5, Lost 0)					
42 Nebraska Wesleyan	9	49 Lincoln H.S.	26	27 Iowa University	17
39 Lincoln YMCA	7	31 Nebraska Wesleyan	32	40 Central City	9
57 Doane College	3	lost Lincoln YMCA	—	32 Kansas University	19
26 Omaha YMCA	14	won Lincoln YMCA	—	34 Fort Dodge	22
48 Kansas U.	8	31 Lincoln YMCA	12	19 Minnesota U.	20
T.P. HEWITT, COACH					
1900-01					
(Won 3, Lost 3)					
13 Omaha YMCA	11	25 Nebraska Wesleyan	9	18 Minnesota U.	20
10 Lincoln YMCA	8	35 Omaha Christian	26	26 Hudson College	25
20 Omaha YMCA	12	14 Sioux City YMCA	49	33 Marshallfield (Co)	16
20 Lincoln YMCA	28	57 Morningside College	27	23 Portage (Co. F.)	27
20 Fon du Lac	32	21 Minnesota U.	42	31 Wisconsin U.	35
13 Stevens Point A.C.	38	15 Minneapolis YMCA	27	29 Iowa University	32
E. BERRY, COACH					
1901-02					
(Won 5, Lost 3)					
63 Nebraska Wesleyan	14	35 Wisconsin U.	22	21 Grinnell College	27
32 Lincoln YMCA	30	R. G. CLAPP, COACH			
9 Minnesota U.	52	47 Port Washington	36	40 Denver University	13
42 Sioux City YMCA	24	28 Ripon College	32	50 Nebraska Wesleyan	11
29 Haskell College	73	14 37 Menasha	19	R. G. CLAPP, COACH	
35 Kansas U.	29	30 37 Lawrence U.	24		
36 Topeka YMCA	52	52 32 Lewis	61		
27 Topeka YMCA	13	24 22 Chicago Central	59		
FRED MORRELL, COACH					
1902-03					
(Won 7, Lost 5)					
25 Lincoln YMCA	18	1904-05			
18 Haskell College	25	(Won 11, Lost 5)			
24 Lincoln YMCA	35	32 Nebraska Wesleyan	31	26 Iowa	39 (A)
23 Kansas U.	18	34 Highland Park	39	33 Nebraska Wesleyan	19
44 Denver YMCA	29	57 Nebraska Wesleyan	23	21 Muscatine	39
1905-06					
(Won 12, Lost 2)					
33 Kansas City A.C.	22	24 Omaha YMCA	21	36 Kansas State	18
25 Meteors (K.C. YMCA)	24	53 Fort Dodge	27	26 Washburn College	17
34 Baker College	23	44 Shattuck	22	20 Kansas University	25
17 Kansas U.	37	22 Minnesota U.	21	23 Kansas University	21
50 Kansas State	14	28 Minnesota U.	25	51 Highland Park	23
43 Fort Riley	13	29 Omaha YMCA	30	43 Missouri U.	31
33 Baker College	27	49 Baker College	19	26 Kansas	28
41 Independence Col.	16	47 Port Washington	36	25 Kansas	28
21 Kansas City A.C.	49	28 Ripon College	32	R. G. CLAPP, COACH	
1907-08					
(Won 7, Lost 4)					
1908-09					
(Won 8, Lost 15)					
28 Cotner College	24	31 26 Iowa	39	16 Lincoln YMCA	34
16 Lincoln YMCA	34	39 33 Nebraska Wesleyan	19	38 Kansas State	31
38 Kansas State	31	23 21 Muscatine	39	17 Kansas University	36
17 Kansas University	36	36 36 Kansas State	18	13 Kansas University	48
13 Kansas University	48	27 26 Washburn College	17	42 Iowa State	20
42 Iowa State	20	20 20 Kansas University	25	40 Iowa State	21
40 Iowa State	21	22 20 Kansas University	17	39 Drake University	30
39 Drake University	30	21 23 Kansas University	21	34 Drake University	12
34 Drake University	12	25 51 Highland Park	23	14 13 Kansas University	18
14 13 Kansas University	18	30 43 Missouri U.	31	24 Missouri U.	26
24 Missouri U.	26	19 26 Kansas	28	17 Minnesota U.	24
21 Minnesota U.	39	36 25 Kansas	28	21 Minnesota U.	39
16 Iowa State	22	R. G. CLAPP, COACH			

Nebr.	Opponent	Nebr.	Opponent	Nebr.	Opponent			
31	Iowa State	17	46	Drake University	14	23	Drake University	14
12	Drake University	34	31	Iowa State	21	24	Iowa State	12
15	Drake University	25	31	Iowa State	12	11	Iowa State	25
26	Minnesota U.	28	49	Kansas University	21	19	Drake University	20
20	Minnesota U.	29	29	Kansas University	28	27	Drake University	11
22	Kansas University	28	E. O. STIEHM, COACH		15	Nebraska Wesleyan		39
15	Kansas University	24	1912-13					
32	Kansas University	29	(Won 17, Lost 2)					
32	Nebraska Wesleyan	62	1915-16					
R. G. CLAPP, COACH			29	Cotner College	18	(Won 13, Lost 1)		
1909-10			46	Omaha X-Univ.	13	34	Kansas University	33
(Won 6, Lost 10)			25	St. Joseph's (Iowa)	11	40	Kansas University	27
16	Kansas State	27	39	Nebraska Wesleyan	26	41	Drake University	12
17	Kansas University	32	31	Sacred Heart Col.	9	44	Drake University	16
16	Kansas University	42	11	Minnesota U.	20	24	Bruggess-Nash	20
24	Iowa State	21	32	Drake University	7	35	Iowa State	21
29	Iowa State	26	27	Nebraska Wesleyan	20	31	Iowa State	14
40	Drake University	14	24	Drake University	15	21	Kansas State	20
27	Drake University	6	27	Kansas State	16	26	Kansas State	25
20	Drake University	16	21	Drake University	4	19	Nebraska Wesleyan	23
22	Drake University	13	25	Drake University	11	34	Drake University	24
23	Iowa State	34	29	Iowa State	12	40	Drake University	15
17	Iowa State	18	16	Iowa State	10	23	Iowa State	14
17	Kansas State	28	40	Kansas University	25	29	Iowa State	17
14	Minnesota U.	33	18	Kansas University	16	SAM WAUGH, COACH		
9	Minnesota U.	27	28	Iowa State	8	1916-17		
20	Kansas University	40	24	Kansas University	12	(Won 12, Lost 10)		
13	Kansas University	40	E. O. STIEHM, COACH		30	20	Simpson College	13
T. J. HEWIAT, COACH			1913-14					
1910-11			(Won 15, Lost 3)					
(Won 10, Lost 8)			44	Omaha X-Univ.	22	21	St. Joseph's (Iowa)	11
17	Cotner College	35	56	Cotner College	11	23	St. Thomas (Minn.)	8
42	Nebraska Wesleyan	26	29	Nebraska Wesleyan	20	15	Hamline Univ.	8
41	Iowa State	20	18	Nebraska Wesleyan	24	29	Brandeis (Omaha)	11
31	Iowa State	33	48	St. Joseph's (Iowa)	11	23	York College	14
23	Morningside College	19	21	Minnesota U.	16	27	Nebraska Wesleyan	14
10	Minnesota U.	25	14	Minnesota U.	9	16	Missouri U.	18
15	Minnesota U.	40	38	Fort Dodge	22	7	Missouri U.	18
30	South Dakota U.	25	32	Drake University	20	13	Kansas State	45
27	Iowa State	31	31	Drake University	10	10	Kansas State	34
22	Iowa State	19	40	Omaha Alumni	19	21	Kansas University	19
26	Missouri U.	39	21	Simpson College	22	10	Kansas University	30
19	Missouri U.	16	36	Drake University	17	7	Iowa State	19
15	Kansas University	11	15	Iowa State	9	17	Iowa State	24
12	Kansas University	37	16	Iowa State	3	23	Drake University	13
34	Kansas University	24	24	Iowa State	16	26	Drake University	18
38	Kansas University	28	41	Iowa State	13	15	Nebraska Wesleyan	18
30	Missouri U.	23	19	Wesleyan Auto	31	22	Iowa State	24
20	Missouri U.	23	E. O. STIEHM, COACH		24	Iowa State	21	
O. F. FIELD, COACH			1914-15					
1911-12			(Won 10, Lost 8)					
(Won 14, Lost 1)			18	Fort Dodge (Co. G)	23	1917-18		
42	Drake University	24	20	Hamline U.	9	(Won 7, Lost 6)		
35	Drake University	13	18	Minnesota U.	22	14	Camp Funston	43
26	Kansas State	25	9	Minnesota U.	23	19	Fort Dodge	26
30	Kansas University	26	26	Kansas State	19	17	Wash. U. (St. Louis)	44
30	Kansas University	26	26	Kansas State	20	8	Missouri U.	16
15	Minnesota U.	40	18	Kansas University	43	24	Kansas University	23
62	Morningside Col.	10	23	Kansas University	30	25	Kansas University	31
33	Iowa State	12	32	Iowa State	15	18	Nebraska Wesleyan	10
40	Iowa State	14	25	Iowa State	12	24	Nebraska Wesleyan	14
33	Drake University	15	13	Nebraska Wesleyan	9	32	Drake University	10
			14	Drake University	5	21	Drake University	14

Nebr.	Opponent	Nebr.	Opponent	Nebr.	Opponent	
31	Kansas State	23	24 Colgate University	15	27 Iowa State	14
16	Kansas State	26	33 Iowa State	16	12 Drake University	25
	E. J. STEWART, COACH		37 Iowa State	11	W. E. KLINE, COACH	
			P. J. SCHISSLER, COACH			
1918-19		1921-22		1924-25		
(Won 10, Lost 6)		[Won 8, Lost 9]		(Won 11, Lost 6)		
34	Drake University	13	14 Wisconsin Univ.	27	23 Kansas State	11 (A)
24	Drake University	14	31 Wash. U. (St. Louis)	23	20 Drake	18 (A)
24	Grinnell College	14	21 Iowa State	20	20 Kansas	8 (H)
15	Grinnell College	16	31 Missouri Univ.	14	31 Oklahoma	25 (H)
15	Drake University	22	27 Grinnell College	46	32 Kansas State	17 (H)
19	Drake University	9	15 Kansas University	17	20 Kansas	27 (H)
35	Missouri U.	25	21 Oklahoma Univ.	25	24 Washington, Mo.	20 (H)
28	Missouri U.	13	7 Iowa State	29	20 Missouri	28 (A)
28	Missouri U.	26	28 Grinnell College	26	30 Missouri	20 (A)
21	Missouri U.	14	25 Kansas State	25	27 Iowa State	25 (A)
17	Kansas University	31	32 Drake University	34	24 Missouri	17 (H)
29	Kansas University	24	39 Oklahoma Univ.	34	15 Creighton	21 (H)
32	Kansas State	34	16 Missouri Univ.	55	10 Drake	11 (A)
21	Kansas State	30	33 Wash. U. (St. Louis)	32	21 Grinnell	18 (A)
27	Grinnell College	15	15 Drake University	29	28 Iowa State	36 (A)
21	Grinnell College	22	21 Kansas State	13	16 Washington, Mo.	13 (A)
	E. J. STEWART, COACH		18 Kansas University	41	W. E. KLINE, COACH	36 (H)
			OWEN A. FRANK, COACH			
1919-20		1922-23		1925-26		
(Won 22, Lost 2)		(Won 5, Lost 12)		(Won 8, Lost 10)		
37	Morningside Col.	14	20 Kansas University	30	19 South Dakota	20 (H)
39	Morningside Col.	9	21 Kansas State	26	20 Kansas City AC	36 (A)
51	Omaha Ath. Club	10	18 Drake University	15	20 Creighton	15 (A)
22	Omaha Ath. Club	9	19 25 Oklahoma Univ.	30	24 Grinnell	14 (H)
47	Hastings College	9	18 Missouri Univ.	19	18 Iowa State	13 (H)
32	Colorado College	19	25 Drake University	33	39 Grinnell	18 (A)
23	Colorado College	25	21 Iowa State	36	27 Iowa State	12 (A)
27	Colorado U.	16	20 Grinnell College	15	23 Drake	21 (A)
24	Colorado U.	17	17 Grinnell College	13	14 Kansas	25 (H)
41	South Dakota U.	12	17 Iowa State	32	26 Kansas State	41 (A)
33	South Dakota U.	12	25 Oklahoma Univ.	21	11 Creighton	15 (H)
20	Indiana University	24	15 Kansas University	31	21 Kansas State	28 (H)
38	Indiana University	18	14 Kansas State	36	24 Missouri	26 (H)
43	Michigan Aggies	28	32 Wash. U. (St. Louis)	17	26 Washington, Mo.	20 (H)
39	Michigan Aggies	20	23 Missouri Univ.	34	17 Kansas	30 (A)
25	Notre Dame	18	24 Nebraska Wesleyan	39	22 Drake	21 (H)
31	Notre Dame	15	24 Creighton Univ.	22	22 Missouri	24 (A)
44	Morningside Col.	12	OWEN A. FRANK, COACH	46	14 Washington, Mo.	22 (A)
50	Morningside Col.	12			ERNEST BEARG, COACH	
31	Knox College	24				
30	Valparaiso U.	17				
35	Valparaiso U.	20				
23	Colorado College	9				
33	Colorado College	12				
	P. J. SCHISSLER, COACH					
1920-21		1923-24		1926-27		
(Won 11, Lost 3)		(Won 11, Lost 7)		(Won 12, Lost 6)		
30	Illinois University	25	18 Kansas City, A.C.	27	20 Hillyard's	36
24	Illinois University	26	24 Missouri Univ.	18	23 Kansas State	34
32	Illinois University	17	35 Oklahoma Univ.	21	37 Washington, Mo.	20
31	Grinnell College	10	27 Kansas State	14	35 Missouri	23
28	Grinnell College	15	23 Kansas State	26	27 Kansas	24
39	South Dakota U.	13	18 Kansas University	19	34 Drake	35
34	Oklahoma U.	20	20 Oklahoma Univ.	32	35 Iowa State	19
32	Oklahoma U.	21	10 Kansas University	13	37 Oklahoma	29
30	Iowa State	38	25 Creighton Univ.	21	24 Oklahoma State	27
39	Notre Dame	21	15 Drake University	19	30 Grinnell	22
15	Colgate University	21	32 Grinnell College	19	26 Kansas State	24
			31 Missouri Univ.	11	27 Missouri	22
			32 Wash. U. (St. Louis)	18	36 Oklahoma	26
			32 Grinnell College	18	41 Washington, Mo.	24
			38 Wash. U. (St. Louis)	17	25 Kansas	34
			18 Iowa State	16	35 Oklahoma State	25

Nebr.	Opponent	Nebr.	Opponent	Nebr.	Opponent			
24	Iowa State	26	52	Iowa State	50 (H)	34	South Dakota	25 (H)
46	Drake	32	35	Kansas	36 (H)	31	Missouri	39 (H)
	C. T. BLACK, COACH			C. T. BLACK, COACH		43	Iowa State	16 (A)
						27	Oklahoma	38 (H)
							W. H. BROWNE, COACH	
1927-28			1930-31			1933-34		
(Won 7, Lost 11)			(Won 9, Lost 9)			(Won 7, Lost 11)		
27	Washington, Mo.	28 (A)	18	South Dakota	17 (A)	22	Marquette	25 (A)
15	Missouri	36 (A)	22	Pittsburgh	23 (H)	22	Northwestern	35 (A)
36	Missouri	26 (H)	38	Wash. (Seattle)	41 (A)	13	DePaul	33 (A)
19	Washington, Mo.	30 (H)	24	Wash. (Seattle)	27 (A)	22	North Dakota	50 (A)
28	Drake	32 (A)	32	Wash. (Seattle)	38 (A)	32	North Dakota St.	29 (A)
24	Kansas State	29 (H)	44	Brigham Young	55 (H)	16	Minnesota	32 (A)
37	Iowa State	26 (H)	42	Missouri	32 (H)	37	Iowa State	31 (A)
21	Oklahoma State	32 (H)	36	Oklahoma	30 (A)	24	Kansas	21 (H)
32	Iowa State	26 (A)	31	Kansas	30 (A)	26	Missouri	36 (A)
35	Grinnell	22 (A)	30	Drake	25 (H)	24	Kansas State	25 (A)
34	Drake	27 (H)	31	Iowa State	19 (H)	24	Wyoming	33 (H)
27	Kansas	33 (A)	32	Butler	14 (H)	36	Oklahoma	44 (H)
22	Kansas State	28 (A)	20	Missouri	33 (A)	38	Kansas State	31 (H)
32	Kansas	28 (H)	37	Kansas State	31 (A)	34	Missouri	27 (H)
36	Oklahoma	38 (H)	29	Kansas	34 (H)	23	Oklahoma	53 (A)
35	Grinnell	16 (H)	28	Iowa State	42 (A)	24	Kansas	25 (A)
28	Oklahoma	43 (A)	30	Kansas State	32 (H)	26	Iowa State	21 (H)
43	Oklahoma State	47 (A)	41	Oklahoma	30 (H)	29	St. Louis	25 (H)
	C. T. BLACK, COACH			C. T. BLACK, COACH			W. H. BROWNE, COACH	
1928-29			1931-32			1934-35		
(Won 11, Lost 5)			(Won 3, Lost 17)			(Won 6, Lost 12)		
36	South Dakota	25 (H)	26	South Dakota	41 (H)	23	Wyoming	26 (A)
32	Colorado Col.	24 (A)	27	Brigham Young	31 (H)	24	Iowa	31 (H)
48	Colorado Col.	26 (A)	29	Iowa	34 (A)	34	North Dakota	21 (H)
25	Missouri	30 (H)	34	Wisconsin State	36 (A)	26	Minnesota	24 (H)
46	South Dakota	28 (H)		(Superior)		31	Stanford	34 (H)
30	Kansas	29 (H)	24	Minnesota	32 (A)	35	Millikin	36 (A)
21	Kansas State	30 (A)	30	Carleton	40 (H)	28	St. Louis	30 (A)
20	Oklahoma	29 (A)	28	Iowa State	24 (A)	32	Iowa State	31 (H)
45	Iowa State	39 (H)	33	Drake	19 (A)	31	Missouri	32 (A)
37	Kansas	31 (A)	31	Kansas	34 (H)	41	Kansas State	47 (A)
34	Oklahoma	39 (H)	18	Missouri	30 (A)	34	Denver	22 (H)
37	Drake	24 (H)	20	Kansas State	32 (A)	21	Missouri	23 (H)
33	Iowa State	37 (A)	34	Oklahoma	37 (H)	32	Oklahoma	38 (A)
33	Drake	26 (A)	32	Iowa State	33 (H)	21	Kansas	32 (A)
39	Missouri	33 (A)	32	Kansas State	26 (H)	24	Kansas	32 (H)
62	Kansas State	45 (H)	28	St. Louis	31 (H)	32	Oklahoma	24 (H)
	C. T. BLACK, COACH		18	Creighton	47 (A)	41	Iowa State	22 (A)
			26	Creighton	28 (H)	28	Kansas State	21 (H)
				C. T. BLACK, COACH			W. H. BROWNE, COACH	
1929-30			1932-33			1935-36		
(Won 9, Lost 9)			(Won 3, Lost 13)			(Won 13, Lost 8)		
27	St. Louis	37 (A)	24	Arkansas	41 (H)	53	Brigham Young	34 (H)
26	Butler	38 (A)	19	Carleton	23 (A)	41	Minnesota	24 (A)
19	West Virginia	45 (A)	22	Minnesota	32 (H)	46	Wyoming	42 (A)
27	Pittsburgh	34 (A)	17	Stanford	21 (H)	39	Brigham Young	46 (A)
41	Kansas State	39 (A)	25	Minnesota	27 (A)	48	Utah	47 (A)
30	Montana State	61 (H)	22	Minnesota	32 (H)	48	Santa Clara	61 (A)
29	South Dakota State	27 (H)	17	Stanford	21 (H)	39	Stanford	42 (A)
21	Missouri	27 (A)	29	Kansas	32 (A)	35	Denver	45 (A)
35	Oklahoma	20 (H)	33	Missouri	37 (A)	31	Missouri	26 (H)
32	Iowa State	22 (A)	31	Kansas State	25 (H)	31	Wyoming	22 (H)
41	Iowa	26 (H)	25	Iowa State	30 (H)	40	Oklahoma	33 (A)
42	Kansas State	46 (H)	20	Kansas	34 (H)	23	Kansas	45 (A)
47	Oklahoma	37 (A)	35	Oklahoma	39 (A)	40	Iowa State	41 (A)
20	Kansas	27 (A)	30	Kansas State	36 (A)			
45	St. Louis	43 (H)						
34	Missouri	31 (H)						

Nebr.	Opponent	Nebr.	Opponent	Nebr.	Opponent
43 Kansas State	30 (H)	46 California	43 (A)	27 Kentucky	42 (A)
48 South Dakota	27 (H)	30 California	58 (A)	36 UCLA	42 (H)
43 Missouri	33 (A)	35 UCLA	30 (A)	42 Oregon	49 (H)
40 Kansas State	32 (A)	40 UCLA	42 (A)	32 Minnesota	56 (A)
49 Iowa State	20 (H)	47 Stanford	56 (A)	29 Detroit	33 (A)
55 Oklahoma	28 (H)	48 Kansas	37 (H)	41 Iowa	34 (A)
36 Kansas	43 (H)	38 Kansas State	43 (A)	44 Kansas State	38 (H)
Pre-Olympic*					
19 Oklahoma State	36	41 Missouri	54 (A)	51 Missouri	45 (H)
W. H. BROWNE, COACH					
* at Kansas City, Mo.					
1936-37					
(Won 13. Lost 7)					
31 South Dakota	33 (A)	39 South Dakota	15 (H)	1942-43	
53 Montana	39 (H)	39 Indiana	49 (H)	(Won 6. Lost 10)	
29 Minnesota	24 (H)	48 Stanford	47 (H)	30 South Dakota	40 (A)
32 Ohio State	23 (H)	37 Minnesota	61 (A)	27 Illinois	69 (A)
35 Loyola, Ill.	53 (A)	40 Utah	63 (H)	52 Iowa	43 (H)
41 Western Reserve	35 (A)	53 Wisconsin	43 (A)	39 Indiana	40 (H)
34 Canisius	39 (A)	46 Detroit	47 (H)	41 Kansas State	32 (A)
42 St. Thomas, Pa.	41 (A)	46 California	32 (H)	39 Missouri	36 (A)
27 Temple	43 (A)	44 Iowa State	28 (H)	38 Iowa State	50 (A)
22 George Wash.	41 (A)	33 Missouri	46 (A)	37 Gardner Naval Reserve Air Base	52 (H)
31 Missouri	22 (A)	25 Kansas State	32 (A)	32 Oklahoma	56 (H)
45 Iowa State	33 (H)	24 Kansas	40 (A)	37* Gardner Naval Reserve Air Base	43 (A)
31 Oklahoma	34 (H)	41 Oklahoma	56 (H)	24 Kansas	56 (H)
41 Kansas State	38 (A)	40 Missouri	41 (H)	50 Kansas State (OT)	47 (H)
22 Kansas	27 (A)	28 Oklahoma	45 (A)	56 Missouri	50 (H)
33 Oklahoma	29 (A)	33 Iowa State	40 (A)	33 Kansas	52 (A)
40 Kansas State	37 (H)	41 Kansas	48 (H)	51 Iowa State	36 (H)
50 Missouri	21 (H)	W. H. BROWNE, COACH			
37 Kansas	32 (H)	1940-41			
48 Iowa State	31 (A)	(Won 8. Lost 10)			
W. H. BROWNE, COACH					
1937-38					
(Won 9. Lost 11)					
31 Ohio State	42 (A)	39 South Dakota	40 (A)	1943-44	
44 South Dakota	28 (H)	35 Marquette	20 (H)	(Won 2. Lost 13)	
28 Minnesota	33 (A)	40 Kentucky	39 (H)	33 Iowa	50 (A)
42 Indiana	43 (H)	36 Minnesota	43 (H)	15 DePaul	55 (A)
33 Detroit	34 (A)	24 California	30 (A)	21 Minnesota	40 (A)
30 Bradley	50 (A)	46 Stanford	57 (A)	41 South Dakota	31 (H)
43 Niagara	37 (A)	38 Oregon State	61 (A)	24 Iowa State	56 (H)
38 California	32 (H)	31 Wisconsin	46 (H)	27 Kansas	51 (A)
29 Colorado	18 (H)	33 Kansas State	23 (H)	35 Oklahoma	45 (A)
18 Missouri	27 (H)	29 Oklahoma	40 (H)	32 Minnesota	45 (H)
46 Kansas State	32 (H)	32 Kansas State	35 (A)	54 Kansas State	47 (H)
35 Iowa State	32 (A)	40 Missouri	29 (H)	32 Missouri	36 (H)
33 Kansas	48 (A)	38 Iowa State	35 (A)	29 Missouri	44 (A)
48 Oklahoma	50 (A)	41 Iowa State	36 (H)	37 Iowa State	58 (A)
52 Oklahoma	42 (H)	38 Kansas	44 (A)	47 Kansas	56 (H)
30 Missouri	38 (A)	38 Missouri	36 (A)	32 Oklahoma	43 (H)
50 Iowa State	23 (H)	43 Oklahoma	42 (A)	37 Kansas State	40 (A)
39 Loyola, Ill.	38 (H)	53 Kansas	55 (H)	A. J. LEWANDOWSKI, COACH	
29 Kansas State	41 (A)	A. J. LEWANDOWSKI, COACH			
47 Kansas	50 (H)	1941-42			
W. H. BROWNE, COACH					
1938-39					
(Won 7. Lost 13)					
44 South Dakota	30 (H)	1944-45			
24 Bradley	39 (H)	(Won 2. Lost 17)			
37 Minnesota	66 (H)	45 Iowa	61 (H)		
38 Wyoming	30 (H)	54 Minnesota	55 (H)		
		48 South Dakota	28 (H)		
		29 Indiana	56 (A)	46* Kansas State 49	

Nebr.	Opponent	Nebr.	Opponent	Nebr.	Opponent
54 Pentathlon	40 (H)	53 South Dakota State	34 (H)	NCAA PLAYOFF	
39 Illinois	71 (A)	54 Iowa State	56 (H)	35*Oklahoma State	52
42 Indiana	65 (A)	37 Kansas	69 (A)	HARRY C. GOOD, COACH	
37 Oklahoma	44 (H)	49 Oklahoma	63 (A)	* at Kansas City	
38 Iowa State	50 (H)	49 Missouri	60 (H)	1949-50	
33 Kansas	48 (A)	54 Kansas State	50 (H)	(Won 16, Lost 7)	
45 Oklahoma	48 (A)	HARRY C. GOOD, COACH		61 South Dakota State	32 (H)
34**NATTC	57 (A)	1947-48		58 Northwest Missouri	39 (H)
48 Kansas State	70 (A)	(Won 11, Lost 13)		54 Bradley	64 (A)
42 Navy Pre-Flight	62 (H)	56 Purdue	60 (H)	60 Northern Iowa	54 (H)
41 Missouri	47 (H)	59 Minnesota	63 (A)	69 Baylor	55 (H)
59 Kansas	44 (H)	65 South Dakota	38 (H)	63 Colorado State	43 (H)
54 Missouri	55 (A)	46 Missouri	44 (B)	66 Idaho	45 (H)
45 Iowa State	47 (A)	46 Oklahoma State	47 (B)	57 Colorado	67 (B)
41**Navy Pre-Flight	55 (A)	60 Kansas	64 (B)	65 Michigan	67 (B)
47 Kansas State	55 (H)	67 Colorado State	47 (H)	85 Iowa State	67 (B)
A. J. LEWANDOWSKI, COACH					
* at Kansas City, Mo.					
** at Oklahoma City, Okla.					
*** at Iowa City, Iowa					
1945-46					
(Won 7, Lost 13)					
30 Minnesota	55 (A)	51 Stanford	47 (A)	57 Kansas	56 (H)
52 South Dakota	29 (H)	38 San Jose State	39 (A)	64 Iowa State	46 (H)
54*Missouri	63	58 Nevada-Reno	63 (A)	59 Colorado	72 (A)
62*Kansas State	47	58 Northern Colorado	54 (A)	65 Kansas State	63 (H)
35 Iowa	61 (A)	44 Iowa State	55 (A)	50 Missouri	41 (H)
51 Illinois	61 (H)	54 Missouri	66 (H)	36 Kansas	49 (A)
48 Oregon State	40 (H)	59 Colorado	55 (A)	57 Oklahoma	55 (A)
33 Bradley	53 (A)	45 Kansas State	64 (H)	59 Colorado	49 (H)
38 Marquette	49 (A)	66 South Dakota State	56 (H)	55 Missouri	48 (A)
44 Kansas State	37 (H)	61 Kansas	57 (A)	56 Iowa State	54 (A)
48 Oklahoma	70 (A)	57 Oklahoma	79 (A)	48 Oklahoma	64 (H)
45 Kansas	56 (H)	41 Missouri	47 (A)	60 Kansas State	63 (A)
39 Iowa State	57 (A)	62 Iowa State	57 (H)	HARRY C. GOOD, COACH	
44 Missouri	42 (A)	58 Colorado	53 (H)	1950-51	
52 South Dakota State	50 (H)	49 Kansas State	56 (A)	(Won 9, Lost 14)	
45 Iowa State	57 (H)	74 Oklahoma	81 (H)	41 Minnesota	55 (A)
44 Oklahoma	51 (H)	70 Kansas	64 (H)	61 Northwest Missouri	39 (H)
30 Kansas	72 (A)	HARRY C. GOOD, COACH		49 Wash. (Seattle)	54 (A)
42 Missouri	39 (H)	1948-49		53 Wash. (Seattle)	71 (A)
49 Kansas State	54 (A)	(Won 16, Lost 10)		59 California	64 (A)
L. F. KLEIN, COACH					
* at Kansas City, Mo.					
1946-47					
(Won 10, Lost 14)					
68 South Dakota	37 (H)	59 Northwest Missouri	39 (H)	53 Santa Clara	38 (A)
65 Ottumwa Navy	45 (H)	52 Minnesota	61 (H)	63 Northern Iowa	55 (H)
48 Drake	44 (H)	63 Northern Iowa	52 (H)	54 Missouri	52 (B)
46 Arkansas	57 (B)	47 Purdue	64 (A)	53 Kansas State	72 (B)
54 Iowa State	51 (B)	46 Cincinnati	64 (A)	47 Kansas	63 (B)
52 Oklahoma	63 (B)	49 Duquesne	55 (A)	74 South Dakota	49 (H)
54 St. Mary's	58 (H)	83 Western Reserve	80 (A)	41 Kansas	66 (A)
58 Minnesota	66 (H)	34 Kansas State	48 (B)	51 Iowa State	49 (H)
37 Illinois	72 (A)	50 Missouri	52 (B)	45 Colorado	51 (A)
53 Louisville	68 (A)	56 Harvard	54 (B)	51 Iowa State	67 (A)
56 Western Kentucky	74 (A)	52 Kansas	34 (H)	50 Kansas State	79 (H)
54 Kansas State	63 (A)	48 Washington, Mo.	45 (H)	52 Kansas	61 (H)
44 Oklahoma	41 (H)	71 Iowa State	50 (H)	49 Oklahoma	72 (A)
48 Kansas	46 (H)	72 South Dakota	50 (H)	54 Missouri	52 (H)
41 Missouri	47 (A)	70 Kansas State	48 (H)	58 Colorado	45 (H)
44 Iowa State	61 (A)	45 Colorado	43 (H)	48 Kansas State	74 (A)
65 Drake	44 (A)	49 Kansas	39 (A)	46 Oklahoma	44 (H)
72 Ottumwa Navy	53 (A)	45 Oklahoma	47 (A)	57 Missouri	68 (A)
HARRY C. GOOD, COACH					
1951-52					
(Won 7, Lost 17)					
BIG 8 PLAYOFF					
60 Northern Iowa	44 (H)	57*Oklahoma	56	60 Northern Iowa	44 (H)
55 Minnesota	63 (H)			55 Minnesota	63 (H)
59 Northwest Missouri	43 (H)			59 Northwest Missouri	43 (H)
72 Fresno State	48 (H)			72 Fresno State	48 (H)

Nebr.	Opponent	Nebr.	Opponent	Nebr.	Opponent
55 Southern Methodist	61 (A)	62 Kansas	67 (H)	54 Vanderbilt	78 (A)
57 Texas Christian	58 (A)	78 Iowa State	65 (H)	65 Michigan State	69 (B)
76 Tampa	81 (A)	67 Missouri	82 (A)	70 Missouri	65 (B)
60 Miami, Fla.	70 (A)	HARRY C. GOOD, COACH		69 Iowa State	89 (B)
67 Kansas State	87 (B)			74 Colorado	52 (H)
63 Colorado	68 (B)	1954-55		56 Colorado	60 (A)
66 Iowa State	75 (B)	(Won 8, Lost 12)		84 Missouri	65 (A)
63 Colorado	61 (H)	61 Iowa	84 (A)	53 Kansas State	89 (A)
36 Kansas State	71 (A)	87 South Dakota	51 (H)	54 Kansas	69 (H)
66 Kansas	69 (H)	93 Bradley	68 (A)	53 Missouri	49 (H)
82 South Dakota	59 (H)	76 Alabama	88 (A)	47 Iowa State	59 (A)
72 Iowa State	78 (A)	79 Memphis State	86 (A)	56 Kansas State	81 (H)
55 Missouri	60 (H)	58 Missouri	75 (B)	60 Kansas	87 (A)
67 Oklahoma	66 (H)	47 Colorado	89 (B)	53 Oklahoma	55 (A)
65 Colorado	67 (A)	66 Kansas	69 (B)	64 Oklahoma	55 (H)
52 Kansas	90 (A)	76 Iowa State	63 (H)	67 Iowa State	58 (H)
59 Oklahoma	65 (A)	59 Missouri	67 (A)	JERRY BUSH, COACH	
75 Iowa State	75 (H)	69 Kansas State	59 (H)	1957-58	
60 Kansas State	75 (A)	66 Kansas	62 (H)	(Won 10, Lost 13)	
53 Missouri	68 (A)	62 Kansas State	79 (A)	64 South Dakota St.	52 (H)
HARRY C. GOOD, COACH		84 Colorado	77 (H)	77 Wyoming	66 (H)
1952-53		75 Oklahoma	67 (H)	57 Michigan	81 (A)
(Won 9, Lost 11)		73 Missouri	76 (H)	56 Notre Dame	69 (A)
65 South Dakota	53 (H)	68 Kansas	55 (A)	61 Purdue	70 (H)
62 Minnesota	71 (A)	76 Oklahoma	78 (A)	68 Denver	63 (H)
82 Springfield, Mass.	73 (H)	75 Iowa State	82 (A)	61 Ohio U.	53 (H)
73 Bradley	65 (A)	66 Colorado	77 (A)	64 Marquette	79 (A)
66 Kansas	73 (B)	JERRY BUSH, COACH		74 Princeton	64 (B)
83 Iowa State	79 (B)	1955-56		57 Kansas State	88 (B)
53 Colorado	67 (B)	(Won 7, Lost 16)		51 Iowa State	61 (B)
92 Harvard	53 (H)	51 Iowa	60 (A)	54 Missouri	55 (A)
80 Colorado	65 (A)	69 Texas Tech	(OT) 63 (H)	59 Kansas State	74 (A)
59 Kansas	65 (H)	71 Michigan	77 (A)	57 Oklahoma	64 (H)
60 Iowa State	78 (H)	46 Wichita State	71 (A)	52 Iowa State	57 (H)
73 Missouri	62 (H)	71 UCLA	65 (H)	63 Iowa State	78 (A)
80 Kansas State	67 (H)	52 Wisconsin	71 (A)	46 Kansas	102 (A)
78 Colorado	86 (H)	48 Vanderbilt	66 (A)	39 Oklahoma	66 (A)
58 Kansas	77 (A)	66 Missouri	71 (B)	67 Missouri	62 (H)
59 Oklahoma	53 (A)	70 Cornell, NY	69 (B)	50 Colorado	41 (H)
59 Missouri	66 (A)	51 Kansas State	79 (B)	43 Kansas	41 (H)
70 Oklahoma	78 (H)	63 Colorado	78 (A)	55 Kansas State	48 (H)
66 Iowa State	93 (A)	83 Missouri	77 (H)	52 Colorado	54 (A)
80 Kansas State	108 (A)	52 Colorado	77 (H)	JERRY BUSH, COACH	
HARRY C. GOOD, COACH		72 Emporia State	59 (H)	1958-59	
1953-54		52 Kansas State	66 (H)	(Won 12, Lost 13)	
(Won 8, Lost 13)		56 Kansas	80 (A)	85 Northwest Missouri	44 (H)
64 Minnesota	75 (H)	68 Oklahoma	(OT) 61 (A)	75 Montana State	43 (H)
81 Iowa	70 (H)	69 Iowa State	(OT) 71 (H)	62 Marquette	60 (H)
70 South Dakota	53 (H)	50 Kansas State	73 (A)	57 Minnesota	78 (A)
55 Oregon State	83 (A)	56 Kansas	60 (H)	54 Texas Tech	46 (H)
68 Oregon	84 (A)	64 Oklahoma	(OT) 63 (H)	48 Bradley	85 (A)
72 Oregon	74 (A)	80 Missouri	88 (A)	55 Michigan State	80 (A)
78 Kansas State	74 (B)	74 Iowa State	94 (A)	55 Oklahoma State	48 (B)
70 Oklahoma	86 (B)	JERRY BUSH, COACH		50 Colorado	54 (B)
57 Missouri	72 (B)	1956-57		60 Oklahoma	43 (B)
74 Iowa State	60 (A)	(Won 11, Lost 12)		50 Colorado	57 (A)
76 Oklahoma	72 (A)	56 UCLA	69 (A)	47 Oklahoma State	44 (H)
88 Kansas State	75 (H)	60 UCLA	78 (A)	81 Missouri	69 (H)
80 Missouri	72 (H)	67 Iowa	43 (H)	52 Iowa State	49 (H)
70 Kansas State	91 (A)	73 Michigan	60 (H)	91 Detroit	77 (H)
67 Colorado	75 (H)	53 Wisconsin	51 (H)	43 Kansas State	50 (H)
68 Kansas	79 (A)	65 Purdue	62 (A)	39 Oklahoma State	54 (A)
68 Oklahoma	76 (A)	67 Texas Tech	66 (A)	48 Oklahoma	54 (A)
58 Colorado	83 (A)			55 Kansas	63 (H)

Nebr.	Opponent	Nebr.	Opponent	Nebr.	Opponent
50 Kansas	66 (A)	1961-62		73 Southern Cal	79 (A)
62 Colorado	61 (H)	(Won 9, Lost 16)		64 Southern Cal	79 (A)
56 Iowa State	59 (A)	49 Wichita State	79 (A)	78 Kansas State	100 (B)
81 Missouri	79 (A)	63 Southern Methodist	60 (H)	66 Oklahoma	75 (B)
54 Oklahoma	65 (H)	49 Air Force	58 (A)	58 Colorado	80 (B)
54 Kansas State	76 (A)	65 Notre Dame	61 (H)	55 Iowa State	52 (A)
JERRY BUSH, COACH		81 Ohio U.	64 (H)	74 Missouri	69 (H)
1959-60		70 Wyoming	71 (A)	48 Kansas	74 (A)
(Won 8, Lost 17)		49 California	50 (A)	74 Oklahoma City	65 (H)
73 Stewart AFB	46 (H)	59 Stanford	72 (A)	60 Missouri	78 (A)
68 Air Force	54 (H)	48 Kansas State	60 (B)	66 Kansas State	73 (H)
76 Minnesota	66 (H)	52 Oklahoma State	51 (B)	76 Oklahoma	69 (H)
62 Notre Dame	70 (H)	68 Kansas	69 (B)	54 Oklahoma State	53 (H)
80 Michigan State	82 (H)	69 Kansas	67 (A)	52 Colorado	60 (H)
60 Oregon State	63 (A)	57 Oklahoma	56 (H)	48 Kansas State	50 (A)
65* Oregon State	67	56 Colorado	58 (H)	57 Iowa State	55 (H)
58 Montana State	64 (A)	72 Iowa State	84 (A)	55 Kansas	64 (H)
55 Colorado	64 (B)	53 Kansas State	72 (A)	45 Oklahoma State	81 (A)
63 Kansas State	71 (B)	57 Oklahoma State	56 (H)	76 Oklahoma	82 (A)
78 Missouri	67 (B)	63 Colorado	74 (A)	73 Colorado	89 (A)
53 Iowa State	57 (A)	66 Iowa State	79 (H)	JOE CIPRIANO, COACH	
47 Kansas	60 (H)	65 Missouri	63 (A)	1964-65	
61 Missouri	69 (A)	70 Kansas	73 (H)	(Won 10, Lost 15)	
57 Colorado	62 (A)	63 Missouri	81 (H)	68 Wyoming	94 (A)
54 Colorado	58 (H)	64 Oklahoma State	65 (A)	96 Purdue	85 (H)
64 Missouri	59 (H)	71 Oklahoma	69 (A)	74 South Dakota	63 (H)
47 Oklahoma State	52 (A)	60 Kansas State	84 (H)	74 Michigan	73 (H)
54 Oklahoma	63 (A)	JERRY BUSH, COACH		73 Texas	77 (A)
69 Iowa State	49 (H)	1962-63		78 Texas Tech	82 (A)
70 Kansas State	60 (H)	(Won 6, Lost 19)		87 California	80 (H)
49 Oklahoma	50 (H)	68 Texas Tech	66 (A)	63 California	59 (H)
54 Oklahoma State	47 (H)	61 Houston	68 (A)	62 Colorado	70 (B)
74 Kansas State	83 (A)	43 Air Force	39 (H)	61 Oklahoma State	74 (B)
74 Kansas	79 (A)	78 Northern Iowa	59 (H)	62 Iowa State	69 (B)
JERRY BUSH, COACH		54 Denver	63 (H)	56 Kansas	66 (H)
* at Portland, Ore.		72 Miami, Ohio	69 (H)	54 Oklahoma State	93 (A)
1960-61		49 Southern Cal	58 (H)	82 Oklahoma	89 (A)
(Won 11, Lost 13)		53 Southern Cal	55 (H)	88 Iowa State	79 (H)
78 Northern Iowa	68 (H)	58 Iowa State	82 (B)	53 Oklahoma State	55 (H)
63 Wichita State	65 (H)	47 Colorado	59 (B)	52 Colorado	87 (A)
65 Utah State	60 (H)	93 Oklahoma	86 (B)	62 Kansas State	57 (A)
77 Denver	52 (H)	47 Colorado	75 (H)	66 Colorado	59 (H)
62 Detroit	71 (A)	53 Kansas State	66 (A)	74 Missouri	92 (H)
60 Cincinnati	75 (A)	53 Kansas	72 (A)	69 Iowa State	65 (A)
79 Arizona	55 (H)	60 Kansas State	72 (H)	62 Kansas	71 (A)
53 Kansas	78 (B)	69 Iowa State	83 (A)	67 Oklahoma	63 (H)
90 Missouri	72 (B)	61 Missouri	69 (H)	66 Missouri	84 (A)
70 Oklahoma State	61 (B)	54 Iowa State	75 (H)	67 Kansas State	79 (H)
62 Missouri	48 (H)	41 Oklahoma State	51 (A)	JOE CIPRIANO, COACH	
65 Colorado	61 (H)	77 Oklahoma	84 (A)	1965-66	
1 Colorado*	0 (A)	39 Kansas	45 (H)	(Won 20, Lost 5)	
58 Iowa State	68 (H)	49 Oklahoma State	48 (H)	101 Wisconsin	88 (A)
47 Oklahoma State	55 (A)	75 Oklahoma	77 (H)	77 Oregon State	63 (H)
58 Oklahoma	69 (A)	51 Colorado	80 (A)	71 California	87 (A)
33 Kansas	38 (H)	72 Missouri	84 (A)	70 California	68 (A)
62 Iowa State	68 (A)	JERRY BUSH, COACH		75 Texas	64 (H)
61 Oklahoma State	65 (H)	1963-64		71 Stanford	67 (H)
83 Oklahoma	61 (H)	(Won 7, Lost 18)		77 South Dakota	60 (H)
69 Kansas	68 (A)	79 Wyoming	72 (H)	69 Missouri	(OT) 67 (B)
67 Kansas State	77 (H)	55 Michigan	80 (A)	92 Oklahoma	79 (B)
56 Kansas State	75 (A)	75 Purdue	81 (A)	61 Kansas	71 (B)
76 Missouri	97 (A)	58 Texas Tech	64 (H)	76 Iowa State	74 (A)
JERRY BUSH, COACH		60 Houston	76 (H)	82 Missouri	60 (H)
*CU forfeit NCAA ruling				82 Kansas State	71 (A)

Nebr.	Opponent	Nebr.	Opponent	Nebr.	Opponent	
83	Kansas	75 (H)	89 Oklahoma	83 (A)	79 Oklahoma	66 (H)
86	Oklahoma	78 (H)	92 Kansas State	68 (H)	63 Missouri	80 (A)
45	Oklahoma State	41 (A)	60 Kansas	71 (A)	61 Oklahoma State	55 (H)
81	Oklahoma City (OT)	85 (A)	82 Oklahoma State	73 (H)	87 Iowa State	81 (H)
85	Oklahoma	81 (A)	73 Colorado	76 (A)	JOE CIPRIANO, COACH	
81	Iowa State	70 (H)	76 Kansas	69 (H)	* Bluebonnet Classic,	
71	Missouri	53 (A)	92 Iowa State (OT)	93 (H)	Houston	
70	Colorado	63 (H)	70 Missouri	91 (A)	**Exhibition	
73	Kansas	110 (A)	JOE CIPRIANO, COACH			
79	Kansas State	69 (H)	1968-69			1970-71
88	Colorado	95 (A)	{Won 12, Lost 14}			{Won 18, Lost 8}
85	Oklahoma State	64 (H)	68 Wisconsin			55 (H)
JOE CIPRIANO, COACH			67 Oregon State			79 (A)
1966-67			85 Oregon			77 (A)
{Won 16, Lost 9}			94 Wichita State (3OT)			92 (H)
79	Oregon	56 (H)	73 Augustana			56 (H)
98	Wyoming	102 (A)	73 Michigan State			59 (H)
90	Pacific	78 (H)	76* Arizona State			83
100	Washington State	75 (H)	73* California			86
80	Washington State	78 (H)	63 Arizona			68 (A)
76*	La Salle	99	56 Kansas			82 (B)
71*	Portland	69	70 Oklahoma			47 (B)
81	Kansas state	98 (B)	76 Missouri			70 (B)
73	Oklahoma State	64 (B)	52 Kansas			56 (H)
66	Colorado	73 (B)	72 Kansas State			95 (A)
103*	Sweden Nationals	78 (H)	93 Iowa State (OT)			99 (A)
67	Oklahoma State	57 (A)	52 Oklahoma State			76 (H)
87	Oklahoma	99 (A)	87 Missouri			71 (H)
84	Colorado	80 (H)	90 Oklahoma			83 (H)
97	Oklahoma	78 (H)	81 Colorado			83 (A)
99	Missouri	82 (H)	60 Missouri			79 (A)
67	Kansas state	59 (A)	74 Iowa State (OT)			75 (H)
58	Kansas	84 (A)	73 Kansas			79 (A)
94	Iowa State	82 (H)	79 Colorado			65 (H)
76	Iowa State	55 (A)	88 Kansas State			71 (H)
79	Kansas State	71 (H)	63 Oklahoma State			72 (A)
80	Missouri	73 (A)	70 Oklahoma			64 (A)
57	Kansas	64 (H)	JOE CIPRIANO, COACH			
88	Oklahoma State	71 (H)	* Sun Devil Classic,			
57	Colorado	64 (A)	Tempe, Ariz.			
N.I.T.			1969-70			1971-72
88	Marshall	119	{Won 16, Lost 9}			{Won 14, Lost 12}
JOE CIPRIANO, COACH			76 U/C Irvine			81 Wyoming
* Vanderbilt Invitational			75 Augustana			61 San Diego State
** Exhibition			81 Wichita State			61 Wichita State
1967-68			82 Duquesne			53 Duquesne
{Won 15, Lost 10}			82* Houston			84 Southern Methodist
111	Fullerton State	74 (H)	78** Texas A&M			90 Idaho
93	South Dakota	61 (H)	92 Northern Michigan			75 La Salle
70	Washington State	93 (A)	79 Arizona			69
91	Washington State	76 (A)	74** Athletes in Action			77 Iowa
74	Hawaii	82 (A)	60 Colorado			80 San Jose State
72	Hawaii	86 (A)	74 Iowa State			69 (H)
70	Michigan State	74 (A)	78 Kansas			64 Missouri
84	Wyoming	64 (H)	70 Iowa State			64 Oklahoma state
75	Oklahoma	65 (B)	64 Kansas State			84 Oklahoma
48	Oklahoma State	46 (B)	60 Colorado			73 Oklahoma State
66	Kansas State	62 (B)	70 Oklahoma			77 Oklahoma
70	Iowa State	85 (A)	58 Oklahoma State			67 Colorado
62	Kansas State	78 (A)	84 Kansas			71 (H)
75	Missouri	66 (H)	59 Colorado			64 Oklahoma State
110	Oklahoma	90 (H)	60 Missouri			55 Kansas
87	Colorado	73 (H)	87 Kansas			61 Kansas State
63	Oklahoma State	62 (A)	62 Kansas State			70 Oklahoma
					73 (H)	
					76 (A)	
					72 (A)	
					100 (A)	
					69 (A)	
					65 (H)	
					48 (H)	
					76 (A)	
					80 (A)	
					78 (H)	
					67 (A)	
					61 (H)	

Nebr.	Opponent	Nebr.	Opponent	Nebr.	Opponent
67 Iowa State	76 (A)	65 Colorado	42 (H)	82 Iowa State	66 (H)
76 Kansas State	(OT) 81 (A)	58 Iowa State	76 (A)	JOE CIPRIANO, COACH	JOE CIPRIANO, COACH
	JOE CIPRIANO, COACH		JOE CIPRIANO, COACH		* Roadrunner Invitational
			* at Vanderbilt Invitational		Las Cruces, N.M.

1972-73

(Won 9, Lost 17)

64 No. Texas St.	46 (H)
59 Wyoming	65 (A)
50* California	75
57* Air Force	53
72 Texas Christian	58 (H)
60** Kentucky	85
51** Colorado State	57
64 Iowa State	75 (B)
74 Kansas	72 (B)
73 Oklahoma State	75 (B)
63† Georgia State	54
62‡ North Carolina	79
55 Oklahoma State	68 (H)
74 Oklahoma	67 (H)
65 Missouri	78 (H)
60 Iowa State	81 (A)
55 Kansas State	82 (H)
59 Colorado	67 (H)
59 Kansas	46 (A)
59 Oklahoma	67 (A)
76 Oklahoma State	64 (A)
62 Kansas	59 (H)
76 Iowa State	82 (H)
70 Kansas State	97 (A)
63 Colorado	71 (A)
70 Missouri	86 (A)

JOE CIPRIANO, COACH

* Mountaineer Classic, Morgantown, W.Va.

** Kentucky Invitational

† Decatur, Ga.

‡ Greensboro, N.C.

1974-75

(Won 14, Lost 12)

87 South Dakota St.	72 (H)
67* Long Beach St.	55 (A)
62* Arizona State	83 (A)
69 North Texas St.	56 (A)
78 Wichita State	65 (H)
66 San Jose State	80 (H)
69** Southern Meth.	67 (A)
60** Indiana	97 (A)
81 Vanderbilt	66 (H)
75 Oklahoma	64 (B8)
62 Kansas	63 (B8)
63 Kansas State	80 (B8)
74 Kansas State	61 (H)
68 Oklahoma	61 (A)
85 Colorado	59 (H)
73 Oklahoma State	58 (H)
74 Missouri	88 (A)
44 Kansas	72 (A)
75 Iowa State	62 (H)
57 Oklahoma	(OT) 65 (H)
61 Colorado	62 (A)
64 Kansas State	65 (A)
80 Missouri	77 (H)
59 Oklahoma State	58 (A)
77 Kansas	(2OT) 79 (H)
69 Iowa St.	82 (A)

JOE CIPRIANO, COACH

* Sun Devil Classic

Tempe, Ariz.

** Indiana Classic

1976-77

(Won 15, Lost 14)

57 Iowa	71 (H)
59 Washington	(OT) 58 (A)
66 Hawaii-Hilo	71 (A)
64 Hawaii	59 (A)
60 Hawaii	59 (A)
58 Minnesota	66 (H)
63 Illinois	68 (A)
88 Northwest Mo. St.	53 (H)
71 Northwestern	68 (A)
64 Mankato St.	61 (H)
50 Colorado	55 (B8)
75 Iowa State	55 (B8)
66 Oklahoma	56 (B8)
49 South Carolina	54 (A)
52 Kansas State	57 (H)
69 Colorado	54 (H)
49 Iowa State	48 (A)
58 Oklahoma	65 (H)
63 Missouri	76 (A)
60 Kansas	57 (H)
66 Oklahoma State	54 (H)
73 Colorado	62 (A)
66 Iowa State	51 (H)
62 Kansas State	67 (A)
60 Missouri	58 (H)
62 Oklahoma	72 (A)
66 Kansas	74 (A)
60 Oklahoma State	62 (A)
58* Kansas	61 (A)

JOE CIPRIANO, COACH

* Post Season Playoff

1975-76

(Won 19, Lost 8)

1973-74	
(Won 14, Lost 12)	
70 Wyoming	62 (H)
77 Minnesota-Duluth	50 (H)
58* Vanderbilt	82
65* Middle Tennessee	76
78 Georgia State	(OT) 75 (H)
67 NE Missouri	54 (H)
76 MacMurray	50 (H)
73 Northern Iowa	55 (H)
47 Kansas State	68 (B)
69 Oklahoma State	62 (B)
66 Kansas	75 (B)
58 Wichita State	66 (A)
64 Kansas	79 (A)
63 Oklahoma	58 (H)
65 Kansas State	73 (H)
66 Oklahoma State	79 (A)
63 Oklahoma	85 (A)
91 Iowa St.	(3OT) 88 (H)
75 Missouri	58 (H)
64 Colorado	65 (A)
88 Missouri	87 (A)
71 Oklahoma State	63 (H)
46 Kansas	51 (H)
58 Kansas State	54 (A)

58 Illinois	60 (H)
79 Northwestern	68 (H)
65 Iowa	72 (A)
63 Washington	75 (H)
68 St. Mary's	57 (H)
85* Pacific	59 (A)
79* New Mexico St.	75 (A)
68 Vanderbilt	57 (A)
66 Kansas	69 (B8)
75 Oklahoma	53 (B8)
56 Okla. St.	49 (B8)
72 South Dakota	59 (H)
69 So. Carolina	68 (H)
85 Kansas State	59 (A)
68 Oklahoma	67 (H)
66 Colorado	64 (A)
52 Oklahoma St.	48 (A)
57 Missouri	62 (H)
57 Kansas	54 (H)
66 Iowa State	56 (A)
60 Oklahoma	65 (A)
80 Colorado	61 (H)
53 Kansas St.	65 (H)
84 Missouri	(OT) 95 (A)
60 Oklahoma st.	54 (H)
62 Kansas	58 (A)

1976-77

(Won 16, Lost 13)

57 Iowa	71 (H)
59 Washington	(OT) 58 (A)
66 Hawaii-Hilo	71 (A)
64 Hawaii	59 (A)
50 Hawaii	69(A)
1 Minnesota*	0 (H)
63 Illinois	67 (A)
88 Northwest Mo. St.	53 (H)
71 Northwestern	68 (A)
64 Mankato St.	61 (H)
50 Colorado	55 (B8)
75 Iowa State	55 (B8)
66 Oklahoma	56 (B8)
49 South Carolina	54 (A)
52 Kansas State	57 (H)
69 Colorado	54 (H)
49 Iowa State	48 (A)
58 Oklahoma	65 (H)
63 Missouri	76 (A)
60 Kansas	57 (H)
66 Oklahoma State	54 (H)
73 Colorado	62 (A)
66 Iowa State	51 (H)
62 Kansas State	67 (A)
60 Missouri	58 (H)
62 Oklahoma	72 (A)

Nebr.	Opponent	Nebr.	Opponent
66	Kansas 74 (A)	77	Kansas State 63 (A)
60	Oklahoma State 62 (A)	64	Colorado 73 (A)
58	**Kansas 61 (A)	59	Iowa State 65 (H)
	JOE CIPRIANO, COACH	78	Oklahoma 64 (A)
	*Minn. forfeit—NCAA ruling.	56	Missouri 55 (H)
	** Post Season Playoff	62	Kansas 58 (H)
		63	Oklahoma State 57 (H)
		86	Colorado 75 (H)
		62	Iowa State 56 (A)
		63	Kansas State 50 (H)
		52	Missouri 74 (A)
		68	Oklahoma 74 (H)
		70	Kansas 75 (A)
		67	Oklahoma State 56 (A)
		71*	Oklahoma State 63 (H)
			B8 Postseason—Semis
		58	Missouri 61 (A)
			NIT—First Round
		67	Utah State 66 (H)
			NIT—Quarter-finals
		48	Texas 67 (A)
			JOE CIPRIANO, COACH
			*Postseason Playoff—First Round

1977-78

(Won 22, Lost 8)

61	Mo. So. St.	54	(H)
65	Creighton	58	(H)
74	South Dakota	64	(H)
67	Nevada-Reno	50	(H)
69	Cal-Davis	64	(H)
80	Mississippi	70	(H)
63	Minnesota	49	(A)
73	Western Illinois	72	(H)
104	Montana State	60	(H)
70	Oklahoma State	58	(B8)
60	Kansas State	69	(B8)
75	Oklahoma	68	(B8)

GENERAL INFORMATION

School—University of Nebraska

Founded—February 15, 1869

Nickname—Cornhuskers, Huskers

School Colors—Scarlet and Cream

Conference—Big Eight

President—Dr. Ronald W. Roskens

Chancellor—Dr. Roy A. Young

Big Eight Faculty Representative—
Dr. Keith Broman

Location—Lincoln, Nebraska
(184,000)

Enrollment—22,256

Director of Pep Band—
Dr. Jack Snider

Telephone—Basketball Office—
402-472-2265

Home Court—NU Sports Complex
(15,000)

BANKS (Cont.)

Dick Barr, Banks earned All State and All Sectional honors . . . As a prepster, Brian averaged 20 points a game . . . Following high school, Brian played in the Indiana East-West All Star game . . . Physical Education major in Teachers College . . . Born: Feb. 12, 1957 . . . Parents: Randall and Barbara Banks.

CAREER TOTALS												
	G-GS	FG-FGA	Pct.	FT-FTA	Pct.	Reb.	Avg.	A	PF-D	TP	Avg.	High Game
1975-76	27-1	42-93	.452	38-49	.776	33	1.2	38	57-1	122	4.5	9, four
1976-77	29-29	160-330	.485	66-100	.660	73	2.5	96	103-4	386	13.3	20, CU, h
1977-78	30-30	173-351	.493	73-103	.709	84	2.8	96	80-3	419	14.0	24, twice
Totals	86-60	375-774	.484	177-252	.702	190	2.2	230	240-8	927	10.7	24, twice

OTHER STATISTICS

	Steals	Blocked Shots
1977-78	36	3

McPIPE (Cont.)

and Honorable Mention All State . . . Enrolled in Teachers College . . . Born: Jan. 6, 1957 . . . Parents: Mack and Christine McPipe.

CAREER TOTALS												
	G-S	FG-FGA	Pct.	FT-FTA	Pct.	Reb.	Avg.	A	PF-D	TP	Avg.	High Game
1974-75	20-1	25-67	.373	16-22	.727	58	2.9	5	41-1	66	3.3	16, Northw., h
1976-77	29-29	183-376	.487	74-108	.685	241	8.3	20	114-9	440	15.2	28, KU, h
1977-78	29-29	190-357	.532	65-97	.670	228	7.9	18	103-5	445	15.3	29, KU, a
Totals	78-59	398-800	.497	155-227	.682	527	6.8	43	258-15	951	12.1	29, KU, a

OTHER STATISTICS

	Steals	Blocked Shots
1977-78	28	17


SMITH (Cont.)

major in Arts and Sciences . . . Born: July 24, 1958 . . . Parents: Mr. and Mrs. Benjamin D. Smith.


CAREER TOTALS												
	G-GS	FG-FGA	Pct.	FT-FTA	Pct.	Reb.	Avg.	A	PF-D	TP	Avg.	High Game
1977-78	30-2	105-190	.553	68-111	.613	144	4.8	27	75-0	278	9.3	21, Col., h


OTHER STATISTICS

	Steals	Blocked Shots
1977-78	10	11









KEY PUBLICITY OUTLETS

NEWSPAPERS

Telephone

(Area Code 402 Except Where Noted)

*#Don Summerside, World-Herald, 14th & Dodge, Omaha 68102	444-1000
*#Wally Provost, World-Herald, 14th & Dodge, Omaha 68102	444-1000
#Don Lee, World-Herald, 14th & Dodge, Omaha 68102	444-1000
#Tom Ash, World-Herald, Lincoln Bureau, P.O. Box 80866, Lincoln 68501	432-3132
#Larry Porter, World-Herald, Lincoln Bureau, P.O. Box 80866, Lincoln 68501	432-3132
*#Virgil Parker, Journal & Star, 926 P St., Lincoln 68508	473-7431
*#Randy York, Journal & Star, 926 P St., Lincoln 68508	473-7431
*#Mike Babcock, Journal & Star, 926 P St., Lincoln 68508	473-7431
Edward Howard, Associated Press, 926 P St., Lincoln 68508	432-2525
Earl Flowers, UPI, 926 P St., Lincoln 68508	432-0381
Charles Wieser, UPI, 926 P St., Lincoln 68508	432-0381
*#Sports Editor, Daily Nebraskan, U. of Nebraska, Lincoln 68508	472-2589
*#Gene Raffensberger, Register, 715 Locust, Des Moines, Iowa 50304	515-284-8000
*#Joe Blobaum, Times-Herald, 114 E. 4th Alliance	308-762-3060
*#Al Riddington, Sun, 7th & Ella, Beatrice 68310	223-5233
*#Sports Editor, Daily Telegram, 1254 27th Ave., Columbus 68601	564-2741
*#Del Sutherland, Journal, 1810 Harlan, Falls City 68355	245-2431
*#Dewaine Gahan, Tribune, P.O. Box 9, Fremont 68205	721-5000
*#Bill Brennan, Independent, 1st & Cedar, Grand Island 68801	308-382-1000
*#Sports Editor, Tribune, 908 W. 2nd, Hastings 68901	462-2131
*#Jack Donoghue, Citizen, 307 East Ave., Holdrege 68949	308-995-4441
*#Dan Vodvarka, Hub, 13 E. 22nd, Kearney 68847	308-237-2152
*#Paul Mowry, Gazette, W. 1st & E. McCook 69001	308-345-4500
*#Sports Editor, News-Press, 123 S. 8th, Nebraska City 68410	873-3334
*#Denny Fuehrer, News, 525 Norfolk Ave., Norfolk 68701	371-1020
*#John Martinez, Telegraph, 315 E. 5th, North Platte 69101	308-532-6000
*#Sports Editor, Star-Herald, 1405 Broadway, Scottsbluff 68467	308-632-6116
*#Sports Editor, News-Times, P.O. Box 512, York 68467	362-4478
Sports Editor, Omaha Star, 2216 N. 24th, Omaha 68111	346-4041
Everyone Magazine, 2514 N. 24th, Omaha 68111	455-4882

TELEVISION

	Channel	Telephone
Mark Ahmann, KOLN-TV, 40th & W, Lincoln 68503	10	467-4321
Doug Parrott, KETV-Lincoln Bureau, 864 NBC Center, Lincoln 68508	7	432-7777
Jim Kelter, KMTV, 2615 Farnam, Omaha 68131	3	345-3333
Wayne Dzubak, KETV, 27th & Douglas, Omaha 68131	7	345-7777
John Knicely, WOWT, 3501 Farnam, Omaha 68131	6	346-6666
Don Johnson, KHAS-TV, Hastings 68901	5	463-1321
Steve Anderson, KHGI-TV, Kearney 68847	13	308-234-3900
Carl McQuiller, KDUH-TV, Hay Springs 69347	4	308-638-2741
Dave Rinehart, KNOP-TV, North Platte 69101	2	308-532-2222
Sports Director, KSTF-TV, Scottsbluff 69361	10	308-632-6107
KUON-TV, 1800 N. 33rd, Lincoln 68503	12	472-3611


RADIO PLAY-BY-PLAY

	Telephone
Tim Moreland, KFOR, 825 Stuart Bldg., Lincoln 68508	432-6606
Glenn Potter, KFOR, 7910 South, Lincoln 68520	472-3883
Don Gill, KLIN, 4348 O St., 68510	475-4567
Kent Pavelka, KFAB, 5010 Underwood, Omaha 68132	556-8000
Sports Director, KRNU, U. of Nebraska, Lincoln 68507	472-3054

*Sports editor; # writes column.

Big 8 Area Outlets

Nebraska News Network	Journal-World, Lawrence, Kansas
Ames, Iowa Tribune	St. Louis Globe-Democrat
Des Moines Register and Tribune	St. Louis Post-Dispatch
Kansas City Star-Times	Tribune, Columbia, Missouri
Daily Oklahoman, Oklahoma City	Missourian, Columbia, Missouri
Oklahoma Journal, Midwest City	Denver Post
Tulsa Tribune	Rocky Mountain News, Denver
Tulsa World	Boulder Camera
Manhattan Mercury, Manhattan, Kansas	Stillwater News-Press
Capital-Journal, Topeka, Kansas	Norman Transcript
Wichita Eagle	
Bill Hancock, Big 8 News Director, River Hills/Mark I, 600 E. 8th St., Kansas City, Missouri	



Nebraska coach Joe Cipriano and the Huskers' four seniors. They are, from left to right, guard Bob Moore, forward Curt Hedberg, center Carl McPipe and guard Brian Banks.

1978-79

NEBRASKA BASKETBALL GUIDE

1978-79



NEBRASKA SPORTS COMPLEX
(15,000)