


NEBRASKA BASKETBALL



1977-'78

MEDIA
GUIDE
\$1.00

INDEX

Administration	73-78
Big 8	
All American	137
Champions	135-136
Composite Schedules	59-68
Opponents	49-56
Preseason Tournament Bracket	48
Records	132-134
Scoring Champions	138
Series History	86-91
Series Records	94-95
Statistics, 1976-77	101-104
History	139-155
Basketball Graduates	140-143
Record Against All Opponents	144-145
Year by Year	146-155
Joe Cipriano	
Biography	25-27
Looks at '77-78	28-29
Record	30-32
Nebraska, 1977-78	
Basketball Staff	24-37
Facts About the University	83-85
Meet the Huskers	5-23
Office Phone Numbers	4
1977-78 Outlook	2-4
Travel Plans	57-58
1976-77, Nebraska Review	
Game by Game	105-119
NU Stats	98-100
Nonconference	
Opponents	38-48
Series	92-93
Records	121-138
All Conference Cornhuskers	131
All Time Scorers	127-128
100-Point Games	131
Varsity Records	129-130
Press Information	156
Outlets	Inside Back Cover
Schedule	Back Cover

The cover of the 1977-78 Nebraska Basketball Media Guide was designed by artist Joe Sorensen. The same sketch was used on the '77-'78 Husker schedule card and poster.

CORNHUSKER STAFF

Basketball Staff

Head Coach	Joe Cipriano, Washington, '53
Assistant Coach	Moe Iba, Oklahoma State, '62
Assistant Coach	Dave Harshman, Washington St., '70
Grad Asst.	Tom Baack, Nebraska, '68
Head Trainer and Physical Therapist	George Sullivan, RPT, Nebraska, '51
Asst. Trainer and Physical Therapist	Jerry Weber, RPT, Nebraska, '74
Student Trainer	Dave Regier
Student Manager	Pete 'Pugsley' Smith
Office Secretary	Nancy Williams

Administrative Staff

Athletic Director	Bob Devaney, Alma College, '39
Asst. Athletic Director and NU Sports Complex Manager	Jim Ross, Eastern Michigan, '39
Asst. Athletic Director and Sports Information Director	Don Bryant, Nebraska, '52
Asst. Sports Information Director	Bill Bennett, Nebraska, '74
Business Manager	Bill Fisher, Illinois, '39
Ticket Manager	Helen Ruth Wagner, Nebraska
Administrative Assistant	Paul Schneider, Nebraska, '52
Ath. Dept. Acad. Counselor	Ursula Walsh, Rosary College, '58
Ath. Dept. Weight Coach	Boyd Epley, Nebraska, '70

NEBRASKA REGENTS

Kermit Hansen, Omaha	Robert L. Raun, Minden
Kermit Wagner, Schuyler	Edward Schwartzkopf, Lincoln
Robert G. Simmons, Jr., Scottsbluff	Gregory A. Johnson, NU-Lincoln
Robert R. Koefoot, M.D., Grand Island	John S. Malone, UNO
James H. Moylan, Omaha	Peter Whitted, NU Medical Center
Robert J. Prokop, M.D., Ph.D., Wilber	

GENERAL INFORMATION

School —University of Nebraska	Location —Lincoln, Nebraska
Founded —February 15, 1869	(184,000)
Nickname —Cornhuskers, Huskers	Enrollment —22,179 (Fall 1976)
School Colors —Scarlet and Cream	Director of Pep Band —
Conference —Big Eight	Dr. Robert Fought
President —Dr. Ronald W. Roskens	Telephone —Basketball Office—
Chancellor —Dr. Roy A. Young	402-472-2265
Big Eight Faculty Representative —	Home Court —NU Sports Complex
Dr. Keith Broman	(15,000)

YOUNG, BUT EAGER HUSKERS ANXIOUSLY AWAIT 1977-78 SEASON

By BILL BENNETT

Assistant Sports Information Director

Young, but eager. That's probably the best way to describe the 1977-78 edition of fifteenth year coach Joe Cipriano's Nebraska Cornhusker basketball team.

And young they will be, as the Huskers have only two seniors on the squad, along with five juniors, one sophomore and six freshmen. Or, to put it another way, the Cornhuskers return six lettermen, including three starters, from last year's team that was 15-14 overall and 7-7 in the Big 8 (fifth.)

But eager Nebraska will also be, led by Hammond, Ind. products, juniors, center Carl McPipe (6-8) and guard Brian Banks (6-0). Tabbed 'The Hammond Hustlers', both were starters last year as sophomores. McPipe was Nebraska's leading scorer and rebounder last year, with a 15.2 scoring mark and an 8.3 rebound average. Banks was the Cornhuskers No. 2 scorer, with a 13.3 mark.

"These two would be a strong tandem for any team in the country to build around," said Cipriano, who is after his 200th Husker win this season after posting a 199-163, 14-year Nebraska mark. "They both have fine speed and quickness and are total effort players on both ends of the court."

The Cornhuskers third returning starter is senior forward Terry Novak (6-4). Last year, Novak came from the reserve ranks to land a starting job and performed quite admirably for NU, averaging 5.2 points and 3.2 rebounds a game.

"Terry is a solid performer," said 'Cip', who is 242-198 after 17 years of coaching. "He isn't really big for a college forward, but he more than makes up for that with his hustle and aggressiveness. He was a welcome surprise last year and should be an even better performer in 1977-78."

Replacing two starters from 1976-77, forward Bob Siegel (6-7) and guard Allen Holder (6-4), will be Nebraska's first problem for

the upcoming campaign. But the Huskers three other returning lettermen and seven recruits will hopefully solve that problem in fine style.

Senior guard James Caldwell (6-3), junior forward-center Curt Hedberg (6-8) and sophomore forward Mark McVicker (6-7) are Nebraska's returning lettermen. Hedberg was NU's sixth man last year and he could push Novak, or fill the Cornhuskers other forward spot. McVicker picked up valuable playing time as a frosh which will make him a strong starting contender this year.

Leading Nebraska's recruits are two guards, junior Bob Moore (6-3) and freshman Mike Naderer. Moore is an aggressive offensive and defensive player from Northeastern Oklahoma A&M while Naderer, from Scottsdale, Arizona, was All Arizona and All Southwest USA in 1976-77.

Nebraska's other guard recruit is freshman Gerard Myrthil (6-2), who attended the basketball tradition rich Laurinburg Institute in North Carolina.

However, the Husker staff didn't only get guards on their recruiting trips, as Nebraska also landed some fine 'big men' who will help this year's Cornhusker cause. They are freshmen: forward Eric Eckelman (6-7), All Stater from Muncie, Ind.; center John Ploetz (6-8), a big and strong pivotman from Shorewood, Wis.; and forward Andre Smith (6-7), an All City performer from Chicago.

Junior forward Pat Hodges (6-5) could also aid the Huskers in 1977-78. Hodges transferred from Hastings College last year where he was a two year starter. A fine athlete, he was the Nebraska Prep Athlete of the Year in 1974.

For the last several years, the Cornhuskers have been a strong defensive unit and 1976-77 was no exception, as NU ranked sixth nationally in team defense, holding its opponents to 61.1 points a game.

Cipriano wants to maintain the strong 'D', but also wants to bolster Nebraska's offense, which averaged 61.9 points a contest last year. "The defense is important because it won us some games last year when our offense let us down," he said. "But with Carl, Brian, and Terry, along with our recruits, we can add some extra speed to our offense and that should improve us a lot. The fans probably don't realize this, but it's just as much fun for them to watch a faster paced offense as it is for us to coach it."

Nebraska's schedule for 1977-78 shows 15 home games, including eight of the Huskers first nine nonconference contests in the NU Sports Complex (15,000). One of the highlights of the slate

is the resumption of the Nebraska-Creighton series, which Creighton leads 4-3. The last time the two teams met was during the 1931-32 season, when Creighton beat Nebraska 47-18 in Omaha and 28-26 in Lincoln.

Despite the youth of this Husker squad, Cipriano is eagerly anticipating the start of the season. "It's true we'll have a lot of inexperience, but the talent and potential is definitely there," he said. "And with all our early home games, our club should get its needed experience in December which will enable us to be ready in January for the start of the always tough Big 8 season."

**NEBRASKA ATHLETIC DEPARTMENT
STAFF PHONE NUMBERS
AREA CODE 402**


Basketball Staff	Office
Head Coach Joe Cipriano	472-2265
Assistant Coach Moe Iba	472-2265
Assistant Coach Dave Harshman	472-2265
Graduate Assistant Tom Baack	472-2265
Asst. Trainer and Physical Therapist Jerry Weber	472-2276
Student Trainer Dave Regier	472-2276
Student Manager Pete 'Pugsley' Smith	472-2265
Basketball Secretary Nancy Williams	472-2265

NU Sports Complex Staff

Asst. AD and NU Sports Complex Manager	
Jim Ross	472-1132
Administrative Assistant Paul Schneider	472-1132
Building Superintendent Jerry Lott	472-1132
Staff Assistant Shirley Svoboda	472-1132

NU Athletic Department Staff

Athletic Director Bob Devaney	472-3644
Asst. AD and Sports Information Director	
Don Bryant	472-2263
Asst. Sports Information Director Bill Bennett	472-2263
Business Manager Bill Fisher	472-2273
Ticket Manager Helen Ruth Wagner	472-3111
Ath. Dept. Academics Counselor Ursula Walsh	472-2042
Ath. Dept. Weight Coach Boyd Epley	472-3116
Head Trainer and Physical Therapist	
George Sullivan	472-2276



MEET THE HUSKERS

1977-78 AT A GLANCE

COACHING STAFF

Head Coach Joe Cipriano—Beginning his 15th season at Nebraska. 14-year record at NU is 199-163 (.550). Career record after 17 years, he coached three years at Idaho, is 242-198 (.550).

Assistant Coach Moe Iba—Iba will be starting his eighth year at Nebraska. The son of famed Oklahoma State basketball coach Henry P. Iba.

Assistant Coach Dave Harshman—In his first year as a Nebraska assistant coach. In 1976-77, he was an assistant coach at Iowa State. The son of Marv Harshman, head basketball coach at the University of Washington.

Graduate Assistant Tom Baack—Also in his first year on the NU coaching staff, Baack was a standout 6-5 forward for the Huskers in 1965-68. A three-year starter, Baack is Nebraska's second leading all time scorer, behind leader Jerry Fort, with 1,293 points.

RETURNING LETTERMEN—6

Name	Letters	Pos.	Ht.	Scoring Avg.	Class	Hometown
BRIAN BANKS*	2	G	6-0	13.3	Jr.	Hammond, Ind.
James Caldwell	1	G	6-3	0.8	Sr.	Cottonport, La.
Curt Hedberg	2	C-F	6-8	3.1	Jr.	Lincoln, Neb.
CARL McPIPE*	2	C	6-8	15.2	Jr.	Hammond, Ind.
Mark McVicker	1	F	6-7	2.0	So.	Hastings, Neb.
TERRY NOVAK*	2	F	6-4	5.2	Sr.	Lincoln, Neb.

*Starters

RECRUITS

Name	Pos.	Ht.	Wt.	Class	Hometown
Srebrenko (Sil) Despot	F-C	6-8	210	Fr.	Zagreb, Yugoslavia
Eric Eckelman	F	6-7	190	Fr.	Muncie, Ind.
Bob Moore	G	6-3	175	Jr.	Pittsburgh, Pa.
Gerard Myrthil	G	6-2	170	Fr.	New York, N. Y.
Mike Naderer	G	6-0	150	Fr.	Scottsdale, Ariz.
John Ploetz	C	6-8	220	Fr.	Shorewood, Wis.
Andre Smith	F	6-7	200	Fr.	Chicago, Ill.

LETTERMEN LOST—6

Name	Pos.	Ht.	Scoring Avg.	Hometown
Eric Coard	G	6-1	0.4	Washington, D. C.
Rickey Harris	F-C	6-7	1.8	Denver, Colo.
ALLEN HOLDER*	F-G	6-4	9.4	Las Vegas, Nev.
Stanley Jackson	F	6-7	3.0	Las Vegas, Nev.
BOB SIEGEL*	F	6-7	11.7	Fairbury, Neb.
Paul McDonald	G	6-4	0.3	Chisholm, Minn.

*Starters

1977-78 UNIVERSITY OF NEBRASKA ALPHABETICAL BASKETBALL ROSTER

No.	Name	Pos.	Ht.	Wt.	Birthdate	Class	Hometown (High School)
22	**Banks, Brian	G	6-0	155	2-12-57	Jr.	Hammond, Ind. (Hammond)
12	*Caldwell, James (T1)	G	6-3	180	3-21-51	Sr.	Cottonport, La. (Carver)
24	Despot, Srebrenko (Sil)	F-C	6-8	210	7-19-57	Fr.	Zagreb, Yugoslavia
42	Eckelman, Eric	F	6-7	190	1-14-59	Fr.	Muncie, Ind. (Northside)
50	**Hedberg, Curt	C-F	6-8	190	12- 1-55	Jr.	Lincoln, Neb. (East)
14	Hodges, Pat (T2)	F-G	6-5	190	3-15-56	Jr.	Lexington, Neb. (Lexington)
54	**McPipe, Carl	C	6-8	200	1- 6-57	Jr.	Hammond, Ind. (Tech)
34	*McVicker, Mank	F	6-7	205	11-28-57	So.	Hastings, Neb. (Hastings)
30	Moore, Bob (T3)	G	6-3	175	11- 1-56	Jr.	Pittsburgh, Pa. (Westinghouse)
44	Myrthil, Gerard	G	6-2	170	7- 2-58	Fr.	New York, N.Y. (Laurinburg-N.C. Institute)
10	Naderer, Mike	G	6-0	150	3-26-59	Fr.	Scottsdale, Ariz. (Arcadia)
32	**Novak, Terry	F	6-4	200	12-10-55	Sr.	Lincoln, Neb. (Northeast)
52	Ploetz, John	C	6-8	220	7-14-59	Fr.	Shorewood, Wis. (Shorewood)
40	Smith, Andre	F	6-7	200	7-24-58	Fr.	Chicago, Ill. (Kennedy)

*Letters earned

Head Coach: Joe Cipriano
 Assistant Coaches: Moe Iba, Dave Harshman
 Grad. Asst.: Tom Baack

(T1)—Transferred from the College of the Desert, Palm Desert, Calif., 1976.

(T2)—Transferred from Hastings, Neb. College, 1976

(T3)—Transfer from Northeastern Oklahoma A&M, Miami, Okla.

1977-78 UNIVERSITY OF NEBRASKA NUMERICAL BASKETBALL ROSTER

No.	Name	Pos.	Ht.	Wt.	Birthday	Class	Hometown (High School)
10	Mike Naderer	G	6-0	150	3-26-59	Fr.	Scottsdale, Ariz. (Arcadia)
12	*James Caldwell (T1)	G	6-3	180	3-21-51	Sr.	Cottonport, La. (Carver)
14	Pat Hodges (T2)	F-G	6-5	190	3-15-56	Jr.	Lexington, Neb. (Lexington)
22	**Brian Banks	G	6-0	155	2-12-57	Jr.	Hammond, Ind. (Hammond)
24	Srebrenko (Sil) Despot	C-F	6-8	205	7-19-57	Fr.	Zagreb, Yugoslavia
30	Bob Moore (T3)	G	6-3	175	11- 1-56	Jr.	Pittsburgh, Pa. (Westinghouse)
32	**Terry Novak	F-G	6-4	200	12-10-55	Sr.	Lincoln, Neb. (Northeast)
34	*Mark McVicker	F	6-7	210	11-28-57	So.	Hastings, Neb (Hastings)
40	Andre Smith	F	6-7	200	7-24-58	Fr.	Chicago, Ill. (Kennedy)
42	Eric Eckelman	F	6-7	190	1-14-59	Fr.	Muncie, Ind. (Northside)
44	Gerard Myrthil	G	6-2	170	7- 2-58	Fr.	New York, N.Y. (Laurinburg, N.C. Institute)
50	**Curt Hedberg	C-F	6-8	190	12- 1-55	Jr.	Lincoln, Neb. (East)
52	John Ploetz	C	6-8	220	7-14-59	Fr.	Shorewood, Wis. (Shorewood)
54	**Carl McPipe	C	6-8	200	1- 6-57	Jr.	Hammond, Ind. (Tech)

*Letters earned

Head Coach: Joe Cipriano
 Assistant Coaches: Moe Iba, Dave Harshman
 Grad. Asst.: Tom Baack

(T1)—Transferred for the College of the Desert, Palm Desert, Calif., 1976.
 (T2)—Transferred from Hastings College, Hastings, Neb., 1976.
 (T3)—Transfer from Northeastern Oklahoma A&M, Miami, Okla.



1977-78 UNIVERSITY OF NEBRASKA BASKETBALL TEAM

THE HAMMOND

*'If The Center
Doesn't Get You,*

CARL McPIPE

CENTER

54

Junior ... 20 ... 6-8 ... 200 ... Hammond, Ind. ... 2L

Following a fine sophomore campaign as the Huskers starting center, Husker coaches are expecting even more from the 'big man' from Hammond during his junior season ... In 1976-77, Carl started all 29 games at the post, and was the team's top scorer and rebounder, averaging 15.2 points and 8.3 rebounds a contest ... In Nebraska's 14 Big 8 games, 'Pipe' was also the team's leading scorer and rebounder, getting 14.6 points and 7.9 rebounds ... His best marks for last year were 28 points, high for the Huskers last year, against Kansas in Lincoln and 15 rebounds at Hawaii-Hilo ... In the Big 8 for overall games, McPipe was the conference's eighth best overall scorer (15.2) and fourth best rebounder (8.3) ... In Big 8 games last year, he was the league's ninth best scorer (14.6) and seventh top rebounder (7.9) ... For his efforts in '76-77, Pipe earned United Press International second team All Big 8 honors and Associated Press Honorable Mention All League ... Strong, Carl is both a rugged scorer and rebounder under the boards ... Also possesses a fine turn-around jump shot ... Named Nebraska's Most Improved Player last year ... Lettered as a freshman, backing up center Larry Cox ... As a prepster, during his senior year at Hammond Technical High School under coach Horace Howard, Carl averaged 22 points and 15 rebounds a game ... Also while at Tech, he earned All Sectional and Honorable Mention All Indiana honors ... From the same city as Husker teammate Brian Banks ... Major: Elementary Education ... Born: Jan. 6, 1957 ... Parents: Mack and Christine McPipe.

CAREER TOTALS

	G-S	FG-FGA	Pct.	FT-FTA	Pct.	Reb.	Avg.	A	PF-D	TP	Avg.	High Game
1974-75	20-1	25-67	.373	16-22	.727	58	2.9	5	41-1	66	3.3	16, Northw., h
1976-77	29-29	183-376	.487	74-108	.685	241	8.3	20	114-9	440	15.2	28, KU, h
Totals	49-30	208-443	.470	90-130	.692	299	6.1	25	155-10	506	10.3	28, KU, h

HUSTLERS

Then The Guard Will'

BRIAN BANKS

GUARD

22



Junior ... 20 ... 6-0 ... 155 ... Hammond, Ind. ... 2L

Another talented Husker performer from Hammond, Ind., who, like his teammate Carl McPipe, should have an even greater junior year following a fine sophomore campaign ... Banks was one of Nebraska's starting guards last year, getting the nod in all 29 Cornhusker contests ... Nebraska's second leading scorer last year for all games, Brian averaged 13.3 points a game and dealt 96 assists ... "BB" was the Huskers top scorer for 11 of the Cornhuskers 29 games ... In Big 8 contests, Banks was also the Huskers second leading point producer, averaging 11.9 points ... Banks's top marks for the year were 20 points against Colorado in Lincoln and six rebounds at Hawaii-Hilo ... In the conference overall rankings, Banks was the Big 8's 11th top scorer (13.3) ... For his fine play in 1976-77, he earned Associated Press Honorable Mention All Big 8 honors ... Fine quickness, Brian uses his speed and quickness on both the offensive and defensive ends of the court ... Lettered as a frosh, backing up guards Jerry Fort and Steve Willis ... While at Hammond High School under coach Dick Barr, Banks earned All State and All Sectional honors ... As a prepster, Brian averaged 20 points a game ... Following high school, Banks played in the Indiana East-West All Star game ... Major: Physical Education ... Born: Feb. 12, 1957 ... Parents: Randall and Barbara Banks.

CAREER TOTALS

	G-GS	FG-FGA	Pct.	FT-FTA	Pct.	Reb.	Avg.	A	PF-D	TP	Avg.	High Game
1975-76	27-1	42-93	.452	38-49	.776	33	1.2	38	57-1	122	4.5	9, four
1976-77	29-29	160-330	.485	66-100	.660	73	2.5	96	103-4	386	13.3	20, CU, h
Totals	56-30	202-423	.478	104-149	.698	106	1.9	134	160-5	508	9.1	20, CU, h



TERRY NOVAK

FORWARD

32

Senior ... 21 ... 6-4 ... 200 ... Lincoln, Neb. ... 2L

Novak came out of the reserve ranks last year to start at forward and was an important factor in Nebraska's 1976-77 winning season . . . An intelligent player, Terry will again hold down his starting forward role for the Huskers in 1977-78 . . . Last year, he was the Cornhuskers fifth leading overall scorer, with a 5.2 average, and Nebraska's fourth best rebounder, with a 3.2 mark . . . In Big 8 games, Terry was again the Cornhuskers fifth best scorer, averaging 6.5 points, and fourth top rebounder, with a 3.8 average . . . His bests were 14 points at Kansas State and eight rebounds, twice . . . In conference rankings regarding Big 8 games, Novak was the 12th best league field goal percentage shooter (34-70, .486) . . . He was also the league's 12th best free throw percentage performer (23-31, .742) . . . His first start was the Hawaii-Hilo game of last year and Novak never relinquished the role . . . Rugged, Terry overcomes his size disadvantage at forward with aggressive play under the boards . . . Novak can also be used as a swingman at guard . . . Played in three games in 1975-76 and lettered as a frosh, appearing in 11 varsity contests . . . Third in a line of Novak's to participate in NU sports . . . Father Tom was an All American football center in 1950 and brother Tom was a basketball guard from 1971-74 . . . Played center for Lincoln Northeast High School and led his team to the State Class A title in 1973 . . . Under coach Ed Johnson, Novak earned All State honors twice and All City awards three times . . . Major Business Education in Teachers College . . . Born: Dec. 10, 1959 . . . Parents: Mr. and Mrs. Tom Novak.

CAREER TOTALS

	G-S	FG-FGA	Pct.	FT-FTA	Pct.	Reb.	Avg.	A	PF-D	TP	Avg.	High Game
1974-75	11-0	1-3	.333	2-3	.666	5	0.4	3	3-0	4	0.4	2, twice
1975-76	3-0	1-1	1.000	0-2	.000	1	0.3	1	3-0	2	0.7	2, Colo., h
1976-77	29-27	59-116	.509	33-54	.611	94	3.2	79	82-4	151	5.2	14, KSU, a
Totals	43-27	61-120	.508	35-59	.593	100	2.3	83	88-4	157	3.7	14, KSU, a



JAMES CALDWELL

GUARD

12

Senior ... 26 ... 6-3 ... 180 ... Cottonport, La. ... 1L

Caldwell saw limited action in 1976-77 ... James will add depth to the Husker guard corps this year ... Overall, last year he played in five games and averaged 0.8 points a contest ... Against Big 8 foes, James played in four games and averaged 1.0 points a game ... His top scoring mark as a junior letterman was four points scored at Missouri ... Transferred to Nebraska in 1976 from the College of the Desert in Palm Desert, Calif. ... JC coach: Frank Garcia ... Fine prep athlete at Carver High School in Bunkie, La., lettering three times in football as a split end as well as being a basketball letterman ... Prep coach: K. D. Fuller ... James served two years in the U.S. Marines Corps before attending Desert ... Born: March 21, 1951 ... Physical Education major ... Parents: Arthur and Essie Caldwell ... James and his wife Catherine are the parents of a son, Julian.

CAREER TOTALS

	G-GS	PF-FGA	Pct.	FT-FTA	Pct.	RB	Avg.	A	PF-D	TP	Avg.	High Game
1976-77	5-0	2-4	.500	0-0	.000	0	0.0	1	10-	4	0.8	4, MU, a



CURT HEDBERG

FORWARD-CENTER

50

Junior ... 21 ... 6-8 ... 190 ... Lincoln, Neb. ... 2L

Curt played extensively last year as the Huskers' sixth man and as Nebraska heads into this season, Curt is in the running for the other starting forward spot opposite Terry Novak . . . Last year, Curt played in all 29 games, averaging 3.1 points and 2.1 rebounds a game . . . In Big 8 contests, he averaged 4.6 points and garnered 2.5 rebounds a game . . . Curt started the Illinois game last year . . . Had his best game against Iowa State in Lincoln, when he scored 16 points and got nine rebounds . . . Redshirted in 1975-76, Hedberg lettered as a frosh in '74-75 . . . Excellent swingman, Hedberg can play either center or forward with equal proficiency . . . Also, excellent in the classroom, Curt received honor roll mention in the Academic All Big 8 team . . . In 1974, during his senior year at Lincoln East High School, under coach Paul Forch, he led the Spartans to the Class A State finals . . . During that year, Hedberg gained All State, All Tournament and All City honors . . . Teammate Terry Novak was his archrival at Lincoln Northeast . . . Architecture major . . . Born: Dec. 1, 1956 . . . Parents: Mr. and Mrs. Melvin Hedberg.

CAREER TOTALS

	G-GS	FG-FGA	Pct.	FT-FTA	Pct.	Reb.	Avg.	A	PF-D	TP-Avg.		
1974-75	17-0	9-18	.500	5-9	.555	19	1.1	6	11-0	23	1.4	6, KSU, B8
1976-77	29-1	30-86	.349	29-40	.725	60	2.1	24	41-0	89	3.1	16, ISU, h
Totals	46-1	39-104	.375	34-49	.694	79	1.7	30	52-0	112	2.4	16, ISU, h



BOB MOORE

GUARD

30

Junior . . . 20 . . . 6-3 . . . 175 . . . Pittsburgh, Pa.

Moore comes to Nebraska this year after two years of standout guard duty at Northeastern Oklahoma A&M in Miami, Okla. . . . Bob will be in the thick of the battle to land Nebraska's starting guard position opposite Brian Banks . . . Last year at Northeastern Oklahoma, he led the Golden Norsemen to a 20-9 record and as a frosh, he helped NE Okla. to a 21-9 mark. In junior college, he averaged 15.3 points a game and handed out 115 assists in 29 games. He also averaged 4.3 rebounds a game and was credited with 51 steals . . . While co-captain at NE Okla. Moore earned All Bi-State honors . . . JC Coach: Cletus Green . . . Bob had a fine prep career at Westinghouse High School in Pittsburgh under coach John Sparvero . . . Moore averaged 17 points and six assists a game at Westinghouse, as he earned All City honors and was nominated for the prestigious Dapper Dan Classic, held in Pittsburgh . . . He was also his high school captain and Most Valuable Player . . . Major: Business Administration . . . Born: Nov. 1, 1956 . . . Mother: Mrs. Willia B. Moore.



PAT HODGES

FORWARD

14

Junior ... 21 ... 6-5 ... 190 ... Lexington, Neb.

Hodges, one of the finest prep athletes in the history of Nebraska high school sports, becomes eligible this season to play at Nebraska following his transfer from Hastings, Neb. College in 1976 . . . At Hastings, Pat was a forward for the Broncos from 1974-76 . . . A two-year starter, Hodges averaged 14.0 points a game for Hastings . . . Hastings Coach: Dr. Lynn Farrell . . . Sat out 1976-77 gaining eligibility . . . At the end of his senior year at Lexington High School (1974), Hodges was named the Nebraska Prep Athlete of the Year by both the Lincoln Journal-Star and the Omaha World-Herald . . . As a senior prepster, Hodges gained All Conference honors in football as an end, earned All Class-All State honors in basketball as a forward, and won the State Class B 880-yard run in a still record time of 1:55.1 . . . As a high school basketball performer in '73-74, Hodges averaged 24.0 points a game and led Lexington to the finals of the Class B playoffs . . . Major: Agriculture . . . Born: March 15, 1956 . . . Parents: Wayne and Mary Hodges.



MARK McVICKER

FORWARD

34

Sophomore . . . 19 . . . 6-7 . . . 205 . . . Hastings, Neb. . . . 1L

McVicker gained valuable playing experience last year as a freshman and will be in the running to land Nebraska's other starting forward spot opposite Terry Novak . . . In 1976-77, Mark played in eight games and averaged 2.0 points and 1.0 rebounds a contest . . . Against Big 8 opponents, he scored 1.2 points and got 1.0 rebounds a game . . . His best marks last year were five points against Northwest Mo. St. in Lincoln and two rebounds against Iowa State in Lincoln . . . A steady performer, McVicker combines fine board play with a good outside shot . . . In 1975-76, at Hastings High School under coach Larry Ribble, McVicker led the Tigers to the first round of the Nebraska State Class A finals . . . As a senior prepster, he averaged 21 points and 12 rebounds a game . . . He also earned All State and All Conference honors twice at Hastings . . . Played in the 1976 Nebraska Coaches Association North-South All Star Game . . . Major: Business Administration . . . Born: Nov. 28, 1957 . . . Parents: Mr. and Mrs. J. Rod McVicker.

CAREER TOTALS

	G-GS	FG-FGA	Pct.	FT-FTA	Pct.	Reb.	Avg.	A	PF-D	TP	Avg.	High Game
1976-77	8-0	6-10	.600	4-5	.800	8	1.0	2	6-0	16	2.0	5.NWMSU, h



ERIC ECKELMAN

FORWARD

42

Freshman . . . 18 . . . 6-7 . . . 190 . . . Muncie, Ind.

Eckelman is another fine freshman forward that the Huskers have recruited for the upcoming seasons . . . Last year, at Northside High School, he averaged 24 points, 15 rebounds and nine assists a game . . . Under coach Myron Dickerson, Eric, nicknamed 'The Silk,' earned many honors, including All State, All Regional and All Conference awards . . . Eric was Northside's Most Valuable Player twice during his prep career . . . Fine, overall prep athlete, lettering in basketball (3), baseball (3) and tennis (2) . . . Business major . . . Born: Jan. 14, 1959 . . . Parents: Glen and Martha Eckelman.



**SREBRENKO
DESPOT**

FORWARD-CENTER

24

Freshman ... 20 ... 6-8 ... 210 ... Zagreb, Yugoslavia

Despot comes to Nebraska after two years of club basketball in his home country of Yugoslavia . . . At the club level, Srebrenko, nicknamed Sil, averaged 18 points and 15 rebounds a game . . . Sil was discovered in Yugoslavia by Glenn Potter, former Husker assistant coach (1963-70) under Joe Cipriano . . . Potter, who coached All American center Kresimir Cosic at Brigham Young in 1973, was overseas last summer working with the Yugoslavian National Team when he saw Despot play . . . An excellent student, Sil graduated from high school in Yugoslavia in 1976, with a 3.70 grade point average, based on a 4.0 scale . . . Undeclared major . . . Born on midnight July 9, 1957 . . . Parents: Mirko and Amalia Despot.



GERARD MYRTHIL

GUARD

44

Freshman . . . 19 . . . 6-2 . . . 170 . . . New York City, New York

Myrthil comes to Nebraska from one of the finest prep basketball schools in the country, the Laurinburg, N. C. Institute . . . As a senior at Laurinburg, Gerard was captain of the basketball team and led his squad to a fine 18-2 record . . . In 1976-77, he averaged 24.0 points, 10 assists and 7 rebounds a game . . . Such basketball standouts as Mike Evans of Kansas State and Charlie Scott of North Carolina and Boston Celtic fame attended Laurinburg . . . An impressive all around athlete and scholar, Myrthil was also captain of the football team and had a 3.8, based on 4.0, grade point average . . . Also lettered in baseball . . . Prep Coach: Frank McDuffie . . . Hobby is boxing . . . Major: Undeclared . . . Born: July 2, 1958 . . . Mother: Sarai Myrthil.



MIKE NADERER

GUARD

10

Freshman ... 18 ... 6-0 ... 150 ... Scottsdale, Ariz.

Naderer comes to Nebraska as one of the most honored prep guards from the Southwestern region of the U.S. . . . At Arcadia High School under coach Terry Coyle, Naderer, in his senior year, averaged 22.0 points, 11.8 assists, 6 steals and four rebounds a game . . . Among his many honors were, three years All City, three years All Division and two years All State . . . As a senior, he was also the Scottsdale Player of the Year, Arizona Player of the Year and the Southwest (Arizona, New Mexico, Colorado and Utah) Guard of the Year . . . Major: Physical Education major in Teacher's College . . . Born: March 26, 1959 . . . Parents: George and Pat Naderer.



JOHN PLOETZ

CENTER

52

Freshman ... 18 ... 6-8 ... 220 ... Shorewood, Wis.

Rugged player under the boards, Ploetz will be a fine backup to McPipe and give the Huskers post position welcome depth . . . At Shorewood High School under coach Tom Rebholz, John averaged 23 points and 15 rebounds his senior year . . . He earned first team All Suburban Conference, third team All Milwaukee honors and fourth team All State awards . . . As a prepster, Ploetz also lettered in football (2) and track (2) . . . A fine student, John finished in the top four per cent of his class with a 3.9, based on a 4.0 grade average . . . In Arts and Sciences College . . . Born: July 14, 1959 in Addis Ababa, Ethiopia . . . Parents: Glen and Dolores Ploetz.



ANDRE SMITH

FORWARD

40

Freshman ... 19 ... 6-7 ... 200 ... Chicago, Ill.

Strong and rugged, Smith will be vying for the Husker's starting forward spot opposite Terry Novak . . . Fine prep performer at John F. Kennedy High School under coach Dale Valaskovic . . . During his senior campaign, Andre averaged 22 points and 12 rebounds a game . . . At Kennedy, he was the school's All Time leading scorer and, as a senior, he garnered Honorable Mention All State awards . . . He was also three years All Chicago and three times Kennedy's Most Valuable Player . . . Participated in the Chicago Prep All Star Game . . . Undeclared Major . . . Nickname: Drey . . . Born: July 24, 1958 . . . Parents: Mr. and Mrs. Benjamin D. Smith.

NEBRASKA'S BASKETBALL STAFF





JOE CIPRIANO
Head Basketball Coach
University of Nebraska

Joe Cipriano, beginning his 15th year as head mentor, is the winningest coach in Nebraska's 80-year basketball heritage. And not only is 'Cip' the winningest coach in NU history, but he will achieve another milestone in his Husker career this year as his first 1977-78 win will be his 200th victory as a Cornhusker.

Since arriving on the Nebraska scene 14 years ago, Cipriano has an overall Husker record of 199 wins against 163 losses, 113 more wins than any previous Cornhusker coach. His overall mark, for 17 years, is 242-198.

Cipriano came to NU during the fall of 1963 after being head coach at the University of Idaho for three years. His records at Idaho were 10-16, 13-13 and 20-6.

So why would a man leave a basketball program that just finished a highly successful 20-6 season and take the head coaching job at Nebraska, a school that hadn't had a winner in 13 years and had finished above the .500 mark only twice in the previous 26?

"It was a helluva challenge," Cipriano said. "There was only one way for the Nebraska program to go and that was up. There was a bright future to be offered and a chance to compete in a good basketball conference like the Big 8."

Cipriano started building his program early as the 1963-64 Husker freshman team went undefeated. But even Cipriano admitted that it probably would take three or four years for the Huskers to reach the .500 mark.

But a winning season would come faster than that and it was a lot better than .500. Cip's first team was 7-18, then 10-16 and in 1965-66 he reached one of the heights in his young career when his third-year Cornhusker squad finished 20-5.

That Husker team finished second in the Big 8, garnered Cip the conference Coach of the Year award and saw Nebraska rank 11th nationally in the final Associated Press Poll.

The next year, the Huskers went to the National Invitational Tournament (NIT) in New York and finished the year with a 16-9 mark. That team was the first Nebraska and Big 8 squad to play in the NIT.

Nebraska won the Big 8 Pre-season Basketball Tournament during the 1967-68 campaign, the only Husker team ever to accomplish that feat. That team went 15-10.

In 1968-69 the Cornhuskers finished 12-14 but rebounded the following two years with highly successful 16-9 and 18-8 records.

During the '70's, except for 1972-73, the Huskers have either been a solid contender or a key factor in the Big 8 title race. Cip's marks from 1971-75 and 1976-77 have been 14-12 (1971-72), 9-17 (1972-73), 14-12 (1973-74), 14-12 (1974-75) and 15-14 (1976-77).

In 1975-76, Cipriano led Nebraska to its third most successful basketball season in history. Behind senior starters Jerry Fort (guard), Steve Willis (guard) and Larry Cox (center), the Cornhuskers finished 19-8 overall and 10-4 in the Big 8, good for third place.

Cipriano grew up in Sumas, Washington, and played his high school ball at nearby Nooksac Valley High School before being recruited by former NU Athletic Director Tippy Dye to play for him at the University of Washington. Cipriano started for three years at Washington and during that span (1950-51 to 1952-53) the Huskies went 79-15, won the Pacific Coast title all three years and finished third in the NCAA tournament in 1953. He was selected to play in the 1953 East-West Shrine Game in New York.

After graduating from Washington in 1953, Cipriano played for the AAU Buchan Bakers of Seattle for three years as the Bakers toured the Orient and Europe. He served as player-coach on the European trip and that's where the coaching bug hit him.

When he returned to the States, Cip coached high school ball for one year before Dye brought him back as his freshmen coach at Washington. He coached the Huskies freshmen for three years—the last one under John Grayson—then took the head coaching job at Idaho in 1959-60.

In 1964, Cipriano started the highly successful Cornhusker Basketball School which runs through the month of June every year on the Lincoln campus and or one week each at the Nebraska Western College in Scottsbluff and Chadron State College.

Other honors Cipriano has accumulated while at Nebraska include being a member of Henry Iba's coaching staff at the 1972 Olympic Try-Out Camp at the Air Force Academy. In 1973, he conducted a series of clinics in Taiwan, Thailand and the Philippines on a United States Air Force sponsored tour. During the spring of '74, Cip was a member of the coaching staff at the Aloha Classic in Hawaii. He also took the Huskers on a summer tour of Italy in 1974 and a trip to Hawaii in 1967 and 1976.



HUSKER COACH JOE CIPRIANO LOOKS AT '77-78

Guards: "The No. 1 priority is to find a replacement for graduated starter Allen Holder. Second-year starter Brian Banks holds down the other guard position and his speed and quickness, along with his fine defensive play, are some of the strong points of our team. Holder provided us with such steady play, offensively and defensively, and that's what we must find in his replacement. Right now, I'd say that the top two players from our new recruits who have the best shot at the other guard position are recruits Bob Moore and Mike Naderer. They both have a lot of potential talent and also fine speed, which would complement Banks well. We'd like to get more running from our guards and I think these three can get the job done. Also in the battle for the starting berth and for depth will be our freshman recruit Gerard Myrthil, along with senior James Caldwell."

Forwards: "Again, here our first concern is to find a replacement for another departed starter, Bob Siegel. Siegel started for three years, so his is an important position we need to fill. At the other forward is returning starter Terry Novak, who, even though somewhat small for a forward at 6-4, came on for us last year and did a good job and we expect the same performance from him this campaign. However, pressing Novak, and for a starting role in Siegel's spot, will be junior Curt Hedberg, sophomore Mark McVicker, and freshmen Eric Eckelman and Andre Smith. Hedberg was our sixth man most of last year and can also play the post position, while McVicker picked up some playing time last year and could be the steady type of player that we need. Eckelman and Smith have what you like to see in freshmen, a fine shooting touch combined with good physical play. Also in the forward battle could be junior Pat Hodges and our Yugoslavian recruit Sil Despot. Hodges, who transferred to Nebraska last year from Hastings College, is one of the finest athletes in Nebraska prep history and he could surprise some people. Despot, like Hedberg, could also play the post position."

Center: "In Carl McPipe, we have one of the finest young centers in the Big 8 and the nation. McPipe is physical and quick under the boards, and he can play smart offensively and also come up with a good defensive effort. If things go right for Carl this year, he could be one of the best. As I said before, McPipe can receive some backup help from Hedberg, Smith and Despot, but our true No. 2 center just might be freshman John Ploetz, who is a big, strong player with a nice offensive touch."

Overall: "Nebraska has always been a good, strong defensive team and I want that to continue, because it has won us many games. But, our offense needs to improve from what it's been over the past few years. Speed will help an offense immensely, and I think that this year we can run with the ball more than we have in the past. Banks can be a good running guard and we have also recruited some quickness to go with him. The fans probably don't realize this, but it's just as much fun for them to watch a faster paced offense as it is for us to coach it, and that's what we are going to try and do this year."

The Big 8 Race: "On paper, it looks like the three strongest teams are Kansas State, Kansas and Oklahoma, but not necessarily in that order. These three teams have most of their material back and had a good recruiting year. Colorado had the best recruiting of anyone in the league, while ourselves and Missouri have some starters returning, but some questions that also need to be answered before we find out how good we'll be. Iowa State, will be much improved over last year, with center Dean Uthoff and four starters returning. Oklahoma State will also have most of it's people back from last year and a new coach in Jim Killingsworth."

CORNHUSKER BASKETBALL SCHOOL

More than 5,500 grade school, junior high, and high school athletes have attended the Cornhusker basketball school since it was started in June of 1964 by Nebraska basketball coach Joe Cipriano.

The athletes are housed on the Nebraska campus in sororities. The school lasts one month and includes four one-week sessions. Included in the day are three two-hour shifts, designed to give the athlete instructions in basic fundamentals, conditioning and actual playing experience.

Nebraska was the first school in the Big Eight to begin a clinic of this type and former Husker stand-outs Sam Martin, Bob Gratopp, Chuck Jura, Jerry Fort and Bob Siegel were all part of the Cornhusker basketball school serving as instructors or participants.

The school is under the supervision of the Nebraska coaching staff, various high school coaches from around the state and senior graduates from the previous year Nebraska team.

The one week session is capped off with an All-Star game. The school is open to athletes from age 10 through the eleventh grade and as Cipriano states: "It's a great way for the athletes to learn the fundamentals of basketball and to compete against each other."

JOE CIPRIANO'S RECORD

Year	School	Won	Lost
1960-61	Idaho U.	10	16
1961-62	Idaho U.	13	13
1962-63	Idaho U.	20	6
IDAHO TOTALS (3 years)		43	35
1963-64	Nebraska U.	7	18
1964-65	Nebraska U.	10	15
1965-66	Nebraska U.	20	5
1966-67	Nebraska U.	16	9
1967-68	Nebraska U.	15	10
1968-69	Nebraska U.	12	14
1969-70	Nebraska U.	16	9
1970-71	Nebraska U.	18	8
1971-72	Nebraska U.	14	12
1972-73	Nebraska U.	9	17
1973-74	Nebraska U.	14	12
1974-75	Nebraska U.	14	12
1975-76	Nebraska U.	19	8
1976-77	Nebraska U.	15	14
NEBRASKA TOTALS (14 years)		199	163
CAREER TOTALS (17 years)		242	198

JOE CIPRIANO'S NEBRASKA RECORD AGAINST MAJOR CONFERENCES

BIG 8 TOTALS (Tournament)

21 21 .500

(Regular Season)

102 94 .520

(Postseason Playoff)

0 1 .000

Conference	Games	Won	Lost	Pct.	Pts.	Opp.
Big Eight (tournament)	42	21	21	.500	2,825	2,871
Big Eight (Regular Season)	196	102	94	.520	13,558	13,691
Big Eight (Post Season)	1	0	1	.000	58	61
Big Eight (All Games)	239	123	116	.515	16,441	16,623
Missouri Valley	9	7	2	.778	656	634
Southwest	10	6	4	.600	731	701
Big Ten	18	8	10	.444	1,273	1,322
Pacific-8	19	11	8	.579	1,403	1,410
Western Athletic	14	7	7	.500	1,007	1,010
Southeastern	4	2	2	.500	267	290
Atlantic Coast	1	0	1	.000	62	79
Major Independents	18	9	9	.500	1,250	1,298

**JOE CIPRIANO'S NEBRASKA RECORD
AGAINST ALL OPPONENTS (Listed Alphabetically)**

	W	L	Pct.	Pts.	Opp.
Air Force	1	0	1.000	57	53
Arizona	1	1	.500	142	137
Arizona State	0	2	.000	138	166
Augustana	2	0	1.000	148	112
California	3	3	.500	414	455
California—Irvine	1	0	1.000	76	73
Colorado	16	18	.471	2,313	2,288
Colorado State	1	1	.500	120	122
Duquesne	1	1	.500	135	152
Fullerton State	1	0	1.000	111	74
Georgia State	2	0	1.000	141	129
Hawaii	2	2	.500	270	286
Hawaii-Hilo	0	1	.000	66	71
Houston	0	2	.000	142	188
Idaho	1	0	1.000	90	49
Illinois	0	2	.000	121	128
Indiana	0	1	.000	60	97
Iowa	1	3	.250	272	299
Iowa State	20	12	.625	2,345	2,270
Kansas	11	26	.297	2,309	2,598
Kansas State	13	20	.394	2,237	2,361
Kentucky	0	1	.000	60	85
La Salle	1	1	.500	151	159
Long Beach State	1	0	1.000	67	55
MacMurray	1	0	1.000	76	50
Mankato St.	1	0	1.000	64	61
Marshall	0	1	.000	88	119
Miami (Fla.)	1	0	1.000	85	58
Michigan	1	1	.500	129	153
Michigan State	1	1	.500	143	133
Middle Tennessee	0	1	.000	65	76
Minnesota	0	1	.000	58	66
Minnesota-Duluth	1	0	1.000	77	50
Missouri	15	16	.484	2,211	2,294

Nevada (Reno)	1	0	1.000	116	71
New Mexico St.	1	0	1.000	79	75
North Carolina	0	1	.000	62	79
North Texas State	2	0	1.000	133	102
Northeast Missouri	1	0	1.000	67	54
Northwest Missouri St.	1	0	1.000	88	53
Northern Iowa	2	0	1.000	168	126
Northern Michigan	1	0	1.000	92	68
Northwestern	2	0	1.000	150	136
Oklahoma	23	13	.639	2,669	2,550
Oklahoma City	1	1	.500	155	150
Oklahoma State	25	11	.694	2,297	2,262
Oregon	2	0	1.000	164	133
Oregon State	1	1	.500	144	142
Pacific	2	0	1.000	175	137
Portland	1	0	1.000	71	69
Purdue	1	1	.500	171	166
St. Mary's	1	0	1.000	68	57
San Jose State	1	1	.500	146	143
South Carolina	1	1	.500	118	122
South Dakota	4	0	1.000	316	243
South Dakota State	1	0	1.000	87	72
Southern California	0	2	.000	137	158
Southern Methodist	2	1	.667	228	223
Stanford	1	0	1.000	71	67
Texas	1	1	.500	148	141
Texas A&M	1	0	1.000	78	69
Texas Christian	2	0	1.000	141	122
Texas Tech	0	2	.000	136	146
Vanderbilt	2	1	.667	207	205
Washington	1	1	.500	122	133
Washington State	3	1	.750	341	322
Wichita State	4	2	.667	444	447
Wisconsin	2	0	1.000	169	143
Wyoming	5	3	.625	607	595
Totals	199	163	.550	25,406	25,247



MOE IBA
Assistant Coach

Moe Iba, son of famed Oklahoma State Coach Henry P. Iba, begins his eighth year as a Nebraska assistant coach. Before guiding the freshmen to a fine 19-5 record in his first two years at Nebraska (1970-72), Moe was the head coach for four years at Memphis State University (1966-70).

At Memphis State, Iba's first team had a 17-9 campaign and capped the season with an appearance in the National Invitational Tournament. MSU won its own Memphis State Classic and finished the season with the second best defense against scoring in the nation.

Iba went to Memphis State in August of 1966 after four highly successful seasons (1962-66) as an assistant to Don Haskins, at the University of Texas at El Paso. He compiled a 64-9 record with the frosh, while the varsity was winning 89, losing 20 and taking the NCAA championship in 1966.

Iba enjoyed a brilliant college basketball career, starting three years (1959-62) at Oklahoma State. He was considered the best long-range shooter in the Big Eight Conference, which he left via graduation in 1962.

An outstanding high school career at Stillwater High preceded Iba's entry into the college ranks. He was selected to play in the High School All America game at Hutchinson, Kansas after his graduation in 1957.



DAVE HARSHMAN
Assistant Coach

Dave Harshman, a 1970 graduate of Washington State University, begins his first year as an assistant coach at Nebraska.

Last year, Harshman was an assistant at Iowa State. The Pullman, Wash. native replaces Lonnie Porter, who was a five-year Husker assistant, but who now is head coach at Regis College in Denver.

Harshman began his coaching career at Waitsburg, Wash. High School in 1971. The following year, 1972, he became an assistant basketball and baseball coach at Pacific Lutheran University in Tacoma, Wash., where he also earned his Master's Degree in 1974. He coached at Pacific Lutheran until 1974, when he became the head basketball coach at Spokane Falls Community College in Spokane, Washington. His two-year mark at Spokane Falls was 39-18.

A fine athlete at Washington State, Harshman was a standout basketball and baseball player for the Cougars. He lettered in both sports at WSU and won All Pacific 8 baseball honors in 1969.

Dave is the son of Marv Harshamn, the head basketball coach at the University of Washington, Joe Cipriano's alma mater.



TOM BAACK
Graduate Assistant

Tom Baack, former Nebraska basketball standout under Joe Cipriano from 1965-68, begins his first year as the Huskers graduate assistant.

A three-year, 6-5 starting forward at Nebraska, Baack was the Husker's all time leading scorer with 1,293 points, until Jerry Fort (1972-76) broke that mark with 1,882 points. The former Fort Wayne, Ind. All Stater still holds the Nebraska and Big 8 record for the highest career free throw percentage, an .839 mark.

Born in North Platte, Neb., Baack worked for the National Bank of Commerce in Lincoln for two years following his graduation from the University in 1968. He then was a graduate assistant at Brigham Young University, under head coach Glenn Potter, who was an assistant coach under Cipriano from 1963-70. Since 1974, Baack has been the assistant basketball and head track coach at Green Mountain High School in Lakewood, Colo.



Nancy Williams

**NANCY WILLIAMS BEGINS THIRD YEAR
AS BASKETBALL SECRETARY**

Nancy Williams begins her third year as the Nebraska basketball secretary for Joe Cipriano and his staff.

Her main correspondence duties include the Huskers' team travel, recruiting, and scouting reports. She is also Cipriano's personal secretary.

Before coming to Lincoln, Nancy worked for a law firm in Topeka.



GEORGE SULLIVAN

**Head Trainer and
Physical Therapist**

George Sullivan became Nebraska's head trainer in Jan. of 1977, succeeding the Huskers long time head trainer, Paul Schneider, who became an administrative assistant to Jim Ross at the NU Sports Complex. Before becoming head trainer, Sullivan was the football team and NU Health Center's physical therapist since 1953.

Sullivan earned his BS from Nebraska in 1951, along with his Physical Therapy Certificate from Iowa in 1952. He got his MA from Nebraska in 1975.

Jerry Weber is also in his first year as Sullivan's assistant. Weber earned his MS from Western Illinois in the Spring of 1977 and his Physical Therapy Degree from the NU College of Medicine in Omaha in 1976. From Sidney, Neb., Weber is no stranger to Nebraska athletics, as he was a student trainer at NU from 1969-74, when he graduated from NU with a BS.

Sullivan and Weber along with student trainer Dave Regier, are members of an experienced medical team, headed by Dr. Samuel I. Fuenning. Also on the team are Dr. Paul Goetowski, Dr. Pat Clare, Dr. Chuck Newman and physical therapists Dennis Sealey and Jane Snyder.



JERRY WEBER

**Asst. Trainer and
Physical Therapist**

SMITH, REGIER ASSIST BASKETBALL PROGRAM



SMITH

Helping make the Nebraska basketball program a success are Pete 'Pugsley' Smith, student manager, and Dave Regier, student trainer. Smith, a senior, was also Nebraska's head football manager in 1976. He is majoring in business from Council Bluffs, Iowa.

Regier, a senior from Hampton, Neb., is in his fourth year as being a Nebraska student trainer. In his first year with the basketball team, Regier is majoring in physical education and athletic training.



REGIER



URSULA WALSH
Athletic Department Academic Counselor

Ursula Walsh enters her sixth year as academic counselor for the University of Nebraska Athletic Department. She assists the University athletes with their classes, registration and the assigning of tutors.

Miss Walsh also is an instructor at the school's Department of Educational Psychology. She has taught high school in Omaha, Minneapolis, Minn. and Mobil, Ala. She had elementary teaching experience in Wausau, Wis. and Chicago, Ill.

In 1976 she received her Ph.D. at Nebraska. Miss Walsh received her M.Ed. from the University of Minnesota (1969), her M.A. from the College of St. Thomas in St. Paul, Minn. (1964) and her B.A. from Rosary College in River Forest, Ill. (1958).



NON-CONFERENCE OPPONENTS

MISSOURI SOUTHERN STATE

HOME: DEC. 2, 1977



CHUCK WILLIAMS
Head Coach



RUSSELL BLAND
Center

Game Time: 7:35 p.m. (CST)
School Location: Joplin, Mo. 64801
Home Court (Capacity): Lions Fieldhouse
 2,600
Nickname: Lions
Colors: Green and Gold
Enrollment: 3,800
Conference: Central States Intercollegiate
President: Dr. Leon Billingsly
Athletic Director: Jim Frazier
Head Coach Chuck Williams: Begins his
 first year as coach at Missouri Southern
 St.
Best Time for Media to Reach Coach: Tues.
 and Thurs. (8 a.m.-5 p.m. CST)
Basketball Office Phone: 417-624-8100 (Ext.
 274)
Assistant Coach: Ron Ellis
Sports Information Director: Ron Robson
 (Office: 417-624-8100, Ext. 270; Home:
 471-623-6004)

1976-77 Record: Overall 15-15; Conference 6-8 (fourth)

Returning Lettermen (9): RUSSELL BLAND (C, 6-9, Sr., 22.2 points per game); ROLAND MARTIN (F, 6-5, Sr., 14.3); BRENT COOK (F, 6-3, Sr., 10.8); BOB CORN (G, 6-3, Sr., 3.7); Tom Maxwell (F, 6-9, Sr., 5.0); Bill Brewster (F, 6-3, Jr., 1.5); John Cochran (G, 6-0, Sr., 0.4); Maurice Dixon (F, 6-7, Sr., DNP in '76-77); Jack Sportman (F, 6-3, Jr., DNP in '76-77). Starters are capitalized.

Lettermen Lost (5): BOB HALL (G, 5.5); KEVIN PEPPER (G, 5.3); MIKE GOODPASTER (F, 7.6); Kevin Hay (G, 5.9); Don Alston (F, 1.9).

Newcomers To Watch: Shelvy Brown (C, 6.0, Jr.); Scott Schulte (G, 6-0, Jr.); Skip McGure (G, 6-7, Fr.).

1977-78 Outlook:

Mo. Southern St. enters the 1977-78 season with a new coach, Chuck Williams, and three starters from last year's team that was 15-15 overall and 6-8 in conference play (fourth place). Two newcomers, Shelvy Brown and Scott Schulte will probably see plenty of action and the Lions success will depend on how quickly the new players will develop. MSSU will be led by All Conference center Russell Bland and standout forward Roland Martin.

Series History: This will be the first meeting between Nebraska and Missouri Southern.

1977-78 SCHEDULE

Date	Opponent	Date	Opponent
Nov. 22	at Southwest Baptist	Jan. 27	at Washington
Nov. 25-26	Lionbacker Holiday Classic	Jan. 28	at Emporia State
Nov. 29	Rockhurst	Jan. 31	at Missouri-Kansas City
Dec. 2	at Nebraska	Feb. 3	Ft. Hays State
Dec. 6	Avilla	Feb. 4	Kearney State
Dec. 9	at Southeast Missouri State	Feb. 10	Emporia State
Dec. 14	at Pittsburg State	Feb. 11	Washburn
Dec. 17	Drury	Feb. 14	Missouri-Kansas City
Dec. 28-30	Quincy Tournament	Feb. 17	at Wayne State
Jan. 10	Southwest Baptist	Feb. 18	at Missouri Western State
Jan. 14	Pittsburg State	Feb. 24	at Ft. Hays State
Jan. 17	at Rockhurst	Feb. 25	at Kearney State
Jan. 20	Wayne State	Mar. 4-6	N.A.I.A. District Playoff
Jan. 21	Missouri Western State	Mar. 13-17	N.A.I.A. Tournament-Kansas City
Jan. 25	at Drury		

CREIGHTON

HOME: Dec. 9, 1977

Game Time: 7:35 p.m. CST
School Location: Omaha, Neb. 68178
Home Court (Capacity): Omaha Civic Center (10,000)
Nickname: Bluejays
Colors: Blue and White
Enrollment: 4,954
Conference: Missouri Valley
President: Rev. Joseph J. Labaj, SJ
Athletic Director: Tom Apke
Head Coach Tom Apke: Heading into his fourth year at Creighton, Apke's Bluejays and overall record is 60-21.
Best Time for Media to Reach Coach: AM (CST)
Basketball Office Phone: 402-449-2720
Assistant Coaches: Tom Brosnihan, Mike Caruso
Sports Information Director: Dan Offenburg (Office: 402-449-2720; Home: 402-551-3132).



RICK APKE
Forward

TOM APKE
Head Coach

1976-77 Record: Overall 21-7

Returning Lettermen (6): RICK APKE (C, 6-8, Sr., 19.8 points per game); JOHN C. JOHNSON (G-F, 6-3, Jr., 14.5); RANDY ECCKER (G, 6-0, Sr., 4.7); Dave Wesely (F, 6-7, Jr., 6.3); Tim McConnell (F, 6-7, Sr., 4.4); Kevin Kuehl (G, 6-2, Sr., 2.4). Starters are Capitalized.

Lettermen Lost (2): CORNELL SMITH (F, 11.8); ROBERT SCRUTCHENS (G, 15.8). Starters are Capitalized.

Newcomers To Watch: Jim Honz (C, 6-9, Fr.); Dan Clausen (F, 6-7, Fr.); Paul Trieschman (G, 6-4, Fr.); Dennis Rasmussen (F, 6-6, Fr.); Kevin McKenna (F, 6-7, Fr.).

1977-78 Outlook:

After losing only two players from last year's 21-7 team, Creighton's strength entering the 1977-78 season is complimented by many veterans and a bright prospectus of freshman recruits. Rick Apke will lead the Bluejays into a tough Missouri Valley Conference schedule as well as continuation of rivalries including Marquette, Loyola and DePaul. Thus, the major question mark is how the Bluejays will react to the tough Missouri Valley Conference.

Series History: Nebraska trails the NU-CU series 4-3. The teams last met in 1931-32, when Creighton beat Nebraska twice, 47-18 in Omaha and 28-26 in Lincoln.

1977-78 SCHEDULE

Date	Opponent
Nov. 25	Carroll College
Nov. 29	Nebraska-Omaha
Dec. 2	Loyola
Dec. 9	at Nebraska
Dec. 17	at Montana
Dec. 20	at Southwestern Louisiana
Dec. 27	at Wichita St.
Jan. 7	Tulsa
Jan. 12	at New Mexico State
Jan. 14	at West Texas State
Jan. 17	Cleveland State
Jan. 19	Drake
Jan. 21	Southern Illinois
Jan. 26	at Bradley

Date	Opponent
Jan. 28	at Indiana State
Jan. 30	New Mexico State
Feb. 1	De Paul
Feb. 4	Bradley
Feb. 7	at Marquett
Feb. 9	Wichita St.
Feb. 11	at Drake
Feb. 13	West Texas State
Feb. 16	Indiana State
Feb. 18	at Air Force Academy
Feb. 20	at Tulsa
Feb. 25	at Southern Illinois
Feb. 27	MVC Tournament
Mar. 1-4	MVC Tournament

SOUTH DAKOTA

HOME: Dec. 10, 1977

Game Time: 7:35 p.m. (CST)
School Location: Vermillion, S.D. 57069
Home Court (Capacity): New Armory (2,600)

Nickname: Coyotes
Colors: Vermillion and White
Enrollment: 5,500
Conference: North Central
President: Dr. Charles D. Lein
Athletic Director: Bernard Cooper
Head Coach: Jack Doyle with a four-year school and career mark of 45-53.

Best Time for Media to Reach Coach: 8 a.m.-noon; 1 p.m.-3 p.m. (CST)

Basketball Office Phone: 605-677-5338
Assistant Coaches: Doug Martin, Joey Grau
Sports Information Director: Mike Mahon (Office: 605-677-5331; Home: 605-624-8866).



JACK DOYLE
Head Coach



JEFF NANNEN
Forward

1975-76 Record: Overall 11-13; Conference 8-6 (Fourth)

Returning Lettermen (4): JEFF NANNEN (F, 6-6, So., 14.0 points per game); BRIAN McDERMOTT (G, 6-1, Sr. 10.7); Gary Graner (G, 6-1 Sr. 4.2); Chad Lavin (G, 6-1, Sr. 1.3). Starters are capitalized.

Lettermen Lost (3): BRIAN POWERS (G, 17.7); RON PEDERSEN (F, 16.4); WILL FREEMAN (F, 3.9).

Newcomers To Watch: Ken Willis (G-F, 6-4, Jr.); Charlie Thomas (F, 6-6, Jr.); Chris Deans (G, 6-2; Jr.); Jerry Quick (C, 6-8, Fr.); Bruce Bykowski (C, 6-7, Fr.).

1977-78 Outlook:

No group of recruits in Coach Jack Doyle's first four seasons at South Dakota has created the excitement generated by this year's contingent. It started when the Coyotes signed Ken Willis, 6-4 forward-guard from Grandview Junior College, followed by teammates Charlie Thomas (6-6) and Chris Deans (6-2). Returning starter Brian McDermott's assist average (6.9) was the best in school's history and he set the SD and conference mark of 21 against Mankato St. last year.

Series History: Nebraska leads the NU-SD series 27-5. The last time the two teams met was in 1967 when Nebraska beat the Coyotes 93-61 in Lincoln.

1977-78 SCHEDULE

Date	Opponent	Date	Opponent
Nov. 26	Westmar	Jan. 19	South Dakota State
Nov. 28	at Kansas State	Jan. 21	at Augustana
Dec. 2	Sioux Falls	Jan. 27	Northern Iowa
Dec. 3	South Dakota Tech	Jan. 28	Nebraska-Omaha
Dec. 7	at Southwest Minnesota	Feb. 2	Augustana
Dec. 10	at Nebraska	Feb. 4	at South Dakota State
Dec. 13	Yankton	Feb. 10	North Dakota State
Dec. 28-30	at NCC Holiday Tournament	Feb. 11	North Dakota
	at Sioux Falls	Feb. 18	Morningside
Jan. 5	at Morningside	Feb. 24	at Nebraska-Omaha
Jan. 13	at North Dakota	Feb. 25	at Northern Iowa
Jan. 14	at North Dakota State		



JIM CAREY
Head Coach

NEVADA-RENO

HOME: Dec. 12, 1977

Game Time: 7:35 p.m. (CST)
School Location: Reno, Nev. 89557
Home Court (Capacity): Centennial Coliseum (6,274)
Nickname: Wolf Pack
Colors: Silver and Blue
Enrollment: 8,400
Conference: West Coast Athletic
President: Dr. Max Milam
Athletic Director: Dick Trachok
Head Coach Jim Carey: His one year school and career mark is 15-12.
Best Time for Media to Reach Coach: 8 a.m.-noon (PST)
Basketball Office Phone: 702-784-6891
Assistant Coaches: Jack Spencer, Bob Emebiser, George Kazlauskas
Sports Information Director: Bob Shriver (Office: 702-784-4878; Home: 702-826-5159).



EDGAR JONES
Center

1976-77 Record: Overall 15-12; Conference 7-7 (third place tie).
Returning Lettermen (6): EDGAR JONES (C, 6-10, Jr. 23.7 points per game); STEVE HUNTER (G, 6-3, So. 9.8); STAN MURDAUGH (G, 6-0, Jr. 8.3); MIKE LONGERO (F, 6-5, Jr., 7.5); Larry Johnson (C-F, 6-8, Sr., 3.7); Scott Richards (F, 6-8, So., 0.5). Starters are capitalized.
Lettermen Lost (5): JOEY SCHMIDT (G, 11.4); Rich Travieso (G, 4.9); Don Collins (G, 4.3); Tony Hernandez (G, 3.5); Mitch Woods (G, 2.6).
Newcomers To Watch: Johnny High (G, 6-3, Jr.); Michael Gray (G, 6-0, Jr.); Michael Stallings (F, 6-7, Jr.); Alex Black (F, 6-7, Fr.).

1977-78 Outlook:

The University of Nevada-Reno Wolf Pack basketball team for 1977-78 will be an improved club over a team that went 15-12 last season. Second-year head coach Jim Carey and his staff have recruited excellently and also have All-District 8 player Edgar Jones returning.

The Pack had its first winning season in eleven years primarily due to the scoring and rebounding of the 6'10" Jones who led the West Coast Athletic Conference in both categories. He finished the season averaging 23.7 points and 13.1 rebounds per game.

Returnees who should help improve on the Wolf Pack's record are junior forward Mike Longero (6'5), sophomore swingman Steve Hunter (6'3) and senior center-forward Larry Johnson (6'8) and junior guard Stanley Murdaugh (6'0).

Series History: Nebraska leads the NU-NR series 1-0. The last time the two teams met was in 1970, when NU beat Nevada-Reno, 116-71, in Lincoln.

1977-78 SCHEDULE

Date	Opponent	Date	Opponent
Nov. 23	Australia of Victoria	Jan. 14	at Pepperdine
Nov. 25	Doane College	Jan. 18	Cal-Davis
Nov. 28	Cal Poly Pomona	Jan. 20	Utah State
Nov. 29	Brigham Young	Jan. 26	Seattle
Dec. 1	at California	Jan. 28	Portland
Dec. 3	at San Diego State	Jan. 30	Sacramento State
Dec. 12	at Nebraska	Feb. 2	Pepperdine
Dec. 14	at Nevada-Las Vegas	Feb. 3	Loyola Marymount
Dec. 22-23	Nevada Wolf Pack Classic (UNR, Idaho St., Boise St., TCU)	Feb. 11	At St. Mary's
Jan. 5	San Francisco	Feb. 16	at Portland
Jan. 7	Santa Clara	Feb. 18	at Seattle
Jan. 9	at Utah	Feb. 23	at Santa Clara
Jan. 13	at Loyola Marymount	Feb. 25	at San Francisco
		Mar. 5	St. Mary's

CALIFORNIA-DAVIS

HOME: Dec. 16, 1977

Game Time: 7:35 p.m. (CST)
School Location: Davis, Calif. 95616
Home Court (Capacity): Recreation Hall (4,200)

Nickname: Cal Aggies
Colors: Blue and Gold
Enrollment: 17,500
Conference: Far Western Conference
Chancellor: Dr. James H. Meyer
Athletic Director: Joe Singleton
Head Coach Bob Hamilton: Has a ten year school and career mark of 144-118.
Best Time for Media to Reach Coach: Mornings and early afternoons (PST)
Basketball Office Phone: 916-752-3501
Assistant Coaches: Mark Olson, Joe Harper
Sports Information Director: Jim Doan (Office: 916-752-3505; Home: 916-756-2190).



BOB HAMILTON
Head Coach



AUDWIN THOMAS
Guard

1976-77 Record: Overall 14-12; Conference 8-4 (tie for first)

Returning Lettermen (5): AUDWIN THOMAS (G, 6-1, Jr. 16.4 points per game); Ron Migliori (F, 6-6, Sr., 6.6); Ken Welch (F, 6-6, Jr., 4.2); Brett Taylor (C, 6-8, Jr. 3.1) Sandy Simpson (F, 6-8, Jr., 2.5). Starters are capitalized.

Lettermen Lost (4): DAVE BAILEY (C, 11.1); MARK FORD (F, 9.4); RICH STONE (G, 9.2); DAY-TON REARDAN (F, 8.4).

Newcomers To Watch: Mike Lien (C-F, 6-6, Jr.); Steve Verigin (G, 6-1, Jr.).

1977-78 Outlook: The Aggies are faced with some major rebuilding in 1977-78, having lost four starters from a year ago. Coach Bob Hamilton has had a good recruiting year and believes his new team will feature good size up front to go with improved overall speed. Newcomers Mike Lien and Steve Verigin, both redshirts last winter, figure to inherit two of the vacant starting berths.

Series History: This will be the first meeting between Nebraska and California-Davis.

1977-78 SCHEDULE

Date	Opponent	Date	Opponent
Nov. 26	Pacific	Jan. 18	at Nevada-Reno
Nov. 28	Cal Poly-San Luis Obispo	Jan. 20	Humboldt State
Dec. 1-3	Far Western Conference Tournament	Jan. 21	Chico State
Dec. 10	Los Angeles State	Jan. 28	at Oregon
Ded. 12	UC San Diego	Feb. 3	at Sacramento State
Dec. 14	at Weber State	Feb. 4	at Stanislaus State College
Dec. 16	at Nebraska	Feb. 10	Hayward State
Dec. 20	Western Washington State	Feb. 11	San Francisco State
Dec. 30	Chaminade College (Hawaii)	Feb. 17	Stanislaus State College
Jan. 5	at Bakersfield State College	Feb. 18	Sacramento State
Jan. 7	UC Riverside	Feb. 24	at Chico State
Jan. 13	at San Francisco State	Feb. 25	at Humboldt State
Jan. 14	at Hayward State		

MISSISSIPPI

HOME: Dec. 17, 1977

Game Time: 7:35 p.m. (CST)
School Location: University, Mississippi 38677
Home Court (Capacity): Tad Smith Coliseum (8,400)
Nickname: Rebels
Colors: Cardinal Red and Navy Blue
Enrollment: 9,500
Conference: Southeastern
Chancellor: Dr. Porter Fortune
Athletic Director: John H. Vaught
Head Coach Bob Weltlich: Is in his second year at Ole Miss, with a school and career mark of 11-16.
Best Time for Media to Reach Coach: AM (CST)
Basketball Office Phone: 601-232-7414
Assistant Coaches: John Ritter, Mike Hanks, Eddie Oran
Sports Information Director: Bobo Champion (Office: 601-232-7345; Home: 601-234-9293).



BOB WELTLICH
Head Coach



JOHN STROUD
Forward

1976-77 Record: Overall 11-16; Conference 5-13 (ninth)
Returning Lettermen (5): JOHN STROUD (F, 6-7, So. 14.5 points per game); JOE KYLES (G, 6-2, Sr., 8-4); HENRY JACKSON (G, 5-11, Jr., 3-8); Tom Warda (G-F, 6-4, So., 3-8); Bob Peterson (C, 6-11, So. 0-9). Starters are Capitalized.
Lettermen Lost (5): JOHN BILLIPS (G-F, 17-3); WALTER ACTWOOD (F, 11-5); Eugene Harris (F, 11-1); Jim Varner (G, 3-2); Elijah Emanuel (G, 2-3).
Newcomers To Watch: Elston Turner (G-F, 6-5, Fr.); Larry Baldwin (G, 6-2, Fr.); Chris Barrett (G, 6-4, Fr.)

1977-78 Outlook:

The return of three starters and the influx of six new faces, three of whom are given shots at starting berths, point to a 1977-78 Ole Miss outfit which could easily be more competitive and talented than the 1977 version, yet saddled with a finish equal to last winter's ninth place league landing.

The reason is a schedule with the likes of NCAA powerhouses Notre Dame, North Carolina-Charlotte and Middle Tennessee State, all NCAA tourney participants, and Memphis State, Jacksonville and the killer SEC foes.

To face that ordeal, second year coach Bob Weltlich has returning starters in 6-7 John Stroud, 6-2 Joe Kyles and 5-11 Henry Jackson. Stroud was one of the top 10 freshmen in the league in '77 with a 14.5 scoring average.

Series History: This will be the first meeting between Nebraska and Mississippi.

1977-78 SCHEDULE

Date	Opponent
Nov. 26	at Notre Dame
Nov. 30	North Carolina-Charlotte
Dec. 3	Tulane
Dec. 5	at Samford
Dec. 10	Jacksonville
Dec. 12	Middle Tennessee State
Dec. 17	at Nebraska
Dec. 20	at Memphis State
Dec. 27	at Southern Mississippi
Jan. 2	at Alabama
Jan. 4	at Mississippi State
Jan. 7	Tennessee
Jan. 9	Georgia
Jan. 14	at Vanderbilt

Date	Opponent
Jan. 16	at Kentucky
Jan. 21	Auburn
Jan. 23	Florida
Jan. 28	L.S.U.
Feb. 4	at Tennessee
Feb. 6	at Georgia
Feb. 11	Vanderbilt
Feb. 13	Kentucky
Feb. 18	at Auburn
Feb. 20	at Florida
Feb. 25	at L.S.U.
Mar. 4	Alabama
Mar. 6	Mississippi State



JIM DUTCHER
Head Coach

MINNESOTA

AWAY: Dec. 19, 1977

Game Time: 8:05 p.m. (CST)
School Location: Minneapolis, Minnesota 55455
Home Court (Capacity): Williams Arena 17,600
Nickname: Golden Gophers
Colors: Maroon and gold
Enrollment: 46,500
Conference: Big Ten
Chancellor: C. Peter Magrath
Athletic Director: Paul Giel
Head Coach Jim Dutcher: Has a two year Minnesota mark of 40-13, and an eight year career mark of 162-63.
Best Time for Media to Reach Coach: 10 a.m. to 2 p.m. (CST)
Basketball Office Phone: 612/373-4230
Assistant Coaches: Jimmy Williams, Terry Kunze, and Jesse Evans.
Sports Information Director: Bob Peterson (Office: 612/373-5236 Home: 612/757-1538)



MIKE THOMPSON
Center

1976-77 Record: Overall 24-3; Conference 15-3 (Second)

Returning Lettermen (5): MIKE THOMPSON (C, 6-10, Sr., 22.0 points per game); OSBORNE LOCKHART (G, 6-2, Sr., 14.5); KEVIN McHALE (F, 6-11, So., 12.0) (F, 6-8, So., 1.7); Dave Winey (F, 6-10, Sr., 4.9); Steve Lingenfelter (F, 6-8, So., 1.7). Starters are capitalized.

Lettermen Lost (2): PHIL SAUNDERS (G, 6.3); RAY WILLIAMS (G, 18.0).

Newcomers to Watch: Bill Duffy (G, 6-4½, Fr.); Brian Pederson (F, 6-10, Fr.); James Jackson (G, 6-4, So.); Ricky Wallace (G, 6-2, Fr.).

1977-78 Outlook:

Minnesota, picked by some preseason predictors to finish as high as second in the country, could start the tallest front line in the nation with the likes of Mike Thompson (6-10), Kevin McHale (6-11), Brian Pederson (6-10) and Chris Engler (6-10).

With Thompson and McHale, the Gophers have two proven Big Ten performers. Thompson has been named to numerous preseason All-American polls and led the Big Ten in scoring last year. Guard could be the weak spot for the early part of the year.

Series History: Nebraska trails the NU-MU series, 39-8. Minnesota beat Nebraska last year 66-58, in Lincoln.

1977-78 SCHEDULE

Date	Opponent	Date	Opponent
Nov. 26	at South Carolina	Jan. 21	at Wisconsin
Nov. 28	Eastern Kentucky	Jan. 26	at Purdue
Nov. 30	at Loyola	Jan. 28	at Northwestern
Dec. 6	Marquette	Feb. 2	Iowa
Dec. 19	Nebraska	Feb. 4	Northwestern
Dec. 21	at South Florida	Feb. 9	Wisconsin
Dec. 30-31	Pillsbury Classic (Air Force, Florida State, Tulane, Minnesota)	Feb. 11	at Iowa
Jan. 5	at Michigan State	Feb. 16	at Illinois
Jan. 8	at Michigan	Feb. 18	Purdue
Jan. 12	Indiana	Feb. 19	Louisville
Jan. 14	Ohio State	Feb. 23	Ohio State
Jan. 19	Illinois	Feb. 25	at Indiana
		Mar. 2	Michigan
		Mar. 4	Michigan State

WESTERN ILLINOIS

HOME: DEC. 21, 1977

Game Time: 7:35 p.m. (CST)
School Location: Macomb, Ill. 61455
Home Court (Capacity): Western Hall (8,500)
Nickname: Leathernecks
Colors: Purple and Old Gold
Enrollment: 8,500
Conference: Independent
President: Dr. Leslie Malpass
Athletic Director: Gil Peterson
Head Coach Jack Margenthaler: Enters his first year as coach of the Leathernecks.
Best Time for Media to Reach Coach: AM (CST)
Basketball Office Phone: 309-298-1224
Assistant Coaches: Lupe Rios, Randy Kuhlman
Sports Information Director: Larry L. Heimbürger (Office: 309-298-1133; Home: 309-837-9134).



JACK MARGENTHALER
Head Coach



DAVID MORGAN
Forward

1976-77 Record: Overall 7-18

Returning Lettermen (6): DAVID MORGAN (F, 6-4, So., 18.5 points per game); HUBERT CARTER (G-F, 6-3, So., 15.4); BRAD BAINTER (G, 6-1, Jr., 14.4); SCOTT WILLIAMS (F, 6-4, Sr., 6.7); Terry Barrett (G-F, 6-4, So., 6.4); Marty Keen (C, 6-10, Sr., 2.8). Starters are capitalized.

Lettermen Lost (1): GARY LORENZ (F, 7.5); RANDY HERSEY (C, 4.4).

Newcomers To Watch: Dwayne Banks (G-F, 6-3, Fr.); Doug Garlock (G, 6-3, Fr.); Randall Jones (F, 6-5, Fr.); Jeff Nielsen (F, 6-6, Fr.).

1977-78 Outlook:

A youthful, yet experienced group of athletes returns for new head basketball coach Jack Margenthaler at Western Illinois next season.

Back are the four leading scorers from last year, plus four new freshmen recruits who "should be able to contribute immediately to our program," said Margenthaler.

"We're certainly not starting at the bottom," added the first year coach when referring to sophomores David Morgan, 6-4, and Hubert Carter, 6-3, along with junior Brad Bainter, 6-1.

Morgan led the 7-18 record squad last year with an 18.5 scoring average, followed by Carter's 15.4 output, Bainter's 14.4 efforts, and Hersey's 11.4 average. Bainter is a guard, both Carter and Morgan wingmen, while Hersey is a center.

Series History: This will be the first meeting between Nebraska and Western Illinois.

1977-78 SCHEDULE

Date	Opponent	Date	Opponent
Nov. 26	at Northwestern	Jan. 16	Millikin
Dec. 2	Northeastern Illinois	Jan. 21	at Arkansas State
Dec. 3	Northern Iowa	Jan. 23	Wisconsin-Green Bay
Dec. 6	at Quincy College	Jan. 25	Missouri-St. Louis
Dec. 10	at Eastern Illinois	Jan. 28	at Northern Colorado
Dec. 12	Akron	Jan. 30	at Denver
Dec. 17	St. Joseph's College	Feb. 4	Wisconsin-Parkside
Dec. 19	at Augustana College	Feb. 6	Illinois State
Dec. 21	at Nebraska	Feb. 11	at Missouri-St. Louis
Jan. 5	at Indiana, Purdue	Feb. 13	at Northern Iowa
Jan. 7	at Akron	Feb. 18	Indiana, Purdue
Jan. 12	at Mankato State	Feb. 22	at St. Joseph's College
Jan. 14	Eastern Illinois	Feb. 25	Mankato State

MONTANA STATE

HOME: Dec. 23, 1977

Game Time: 7:35 p.m. (CST)
School Location: Bozeman, Mt. 59717
Home Court (Capacity): MSU Fieldhouse (10,000)

Nickname: Bobcats
Colors: Blue and Gold
Enrollment: 9,700
Conference: Big Sky
President: Dr. Willima J. Tietz
Athletic Director: Tom Parac
Head Coach Rick Juarez: During his three years as a head coach, Juarez has a school and career mark of 31-46.

Best Time For Media to Reach Coach: AM (MST)

Basketball Office Phone: 406-994-4221
Assistant Coaches: Jack Elmore, Scot McDonald

Sports Information Director: Arnie Sgalio (Office: 406-994-2721); Home: 406-587-8132).

1976-77 Record: Overall 11-15; Conference 6-9 (fourth)

Returning Lettermen (9): CRAIG FINBERG (G, 6-0, Jr. 15.8 points per game); MICK DURHAM (G, 5-10, Jr. 14.1); ROD SMITH (F, 6-6, Jr., 8.9); MIKE STANNY (F, 6-9, So. 5.1); Stu Dodds (F, 6-3, So., 2.0); Dan Miles (G, 6-1, Jr. 1.9); Randy Trinastich (G-F, 6-1, So. 2.9); Wayne Peterson (C, 6-10, Jr. 2.3); Gary Stokes (G, 6-1, Sr. 4.7). Starters are capitalized.

Lettermen Lost (1): BRUCE SMITH (G, 14.6)

Newcomers To Watch: Lance Freeman (F, 6-6 Fr.); Chris Singleton (F-G, 6-4 Jr.); Dewey Kautzmann (G, 6-1, Fr.)

1977-78 Outlook:

The Montana State University basketball team is again hoping to make the Big Sky Conference play-offs at it did in 1977.

Last year the Bobcats posted an 11-15 overall record while playing in a post-season tournament for the first time in 21 years. MSU ended its season with a loss to eventual conference winner Idaho State in the opening round of the Big Sky play-offs.

The Bobcats return 81 per cent of their scoring punch, headed by 6-0 guard Craig Finberg.

The team's leading scorer, assist man and free throw shooter, Finberg netted 413 points in 26 games for a 15.8 average, had 144 assists for a 5.5 average and shot 113-of-133 charity tosses for 84.9 percent.

Series History: Nebraska trails the NU-MSU series 2-1. The last time the two teams met, the Huskers lost to MSU, 64-58, in Bozeman.

1977-78 SCHEDULE

Date	Opponent	Date	Opponent
Nov. 25	Stout State	Jan. 21	at Montana
Nov. 26	Seattle Pacific College	Jan. 23	Northern Colorado
Nov. 29	at Puget Sound	Jan. 27	at Gonzaga
Dec. 8	at Fresno State	Jan. 28	at Idaho
Dec. 10	at Pacific	Feb. 3	Gonzaga
Dec. 17	St. Cloud State	Feb. 4	Idaho
Dec. 21	at St. Joseph's (Indiana)	Feb. 6	at Utah State
Dec. 23	at Nebraska	Feb. 10	Weber State
Dec. 29-30	at KOA Classic (Billings, Mt.) (Montana State; North Carolina-Charlotte; Kent State; Eastern Montana)	Feb. 11	Northern Arizona
Jan. 6	at Boise State	Feb. 16	at Weber State
Jan. 7	at Idaho State	Feb. 18	at Northern Arizona
Jan. 14	Montana	Feb. 24	Boise State
		Feb. 25	Idaho State
		Mar. 3-4	Big Sky Conference Play-offs



RICH JUAREZ
Head Coach

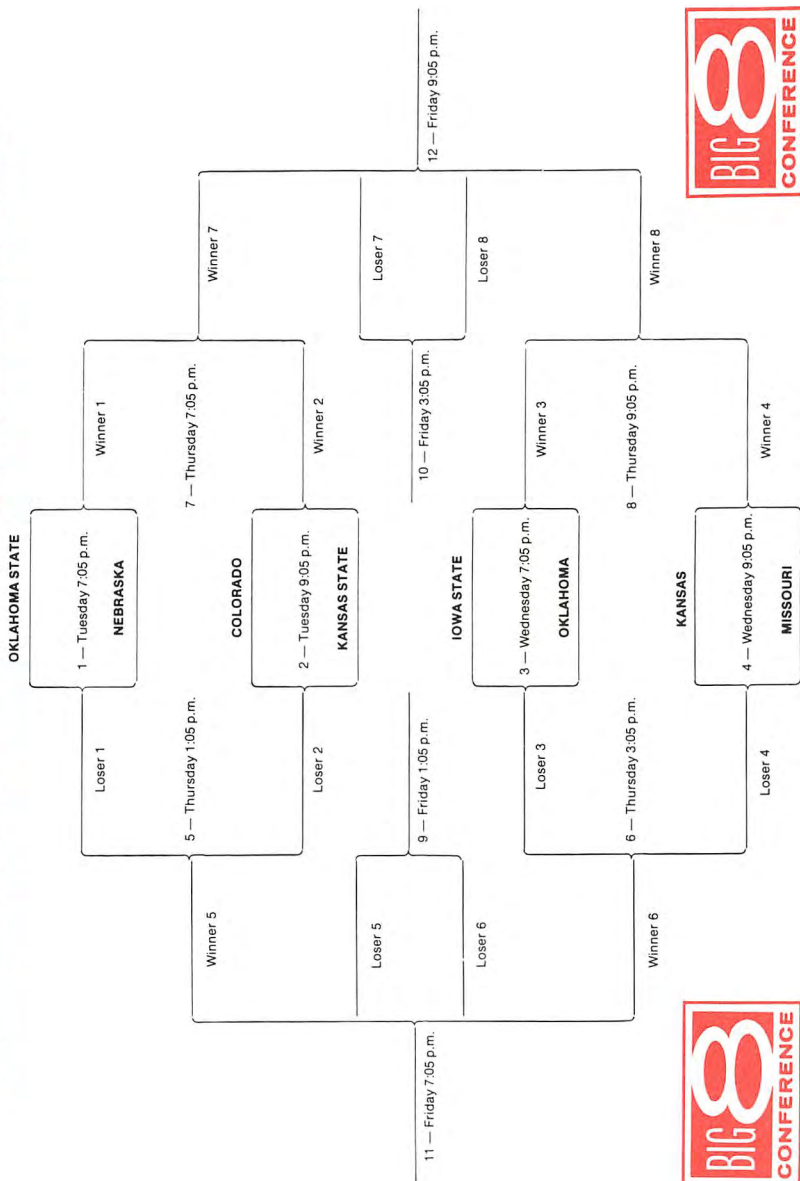


CRAIG FINBERG
Guard

1977 Big Eight Pre-Season Basketball Tournament Bracket

The Annual Classic December 27-28-29-30

Kemper Arena, Kansas City, Missouri





THE BIG EIGHT



JACK HARTMAN
Head Coach

KANSAS STATE

AWAY: Jan. 7, 1978
HOME: Feb. 8, 1978

Game Time: Manhattan (4:00 p.m. CST); Lincoln (7:35 p.m. CST).
School Location: Manhattan, Kansas 66506
Home Court (Capacity): Ahearn Arena (10,700)
Nickname: Wildcats
Colors: Purple and White
Enrollment: 17,171
Conference: Big Eight
President: Duane Acker
Athletic Director: John "Jersey" Jermier
Head Coach Jack Hartman: Has a seven year Kansas State mark of 135-62, and a 15 year mark of 279-126.
Best Time for Meida to Reach Coach: 11:15-12:00 and 1:00-2:00 p.m. (CST)
Assistant Coaches: Jim Eads and Mark Reiner.
Basketball Office Phone: 913/532-6910
Sports Information Director: Glen Stone
Office: 913/532-5855 Home: 913/537-1077



MIKE EVANS
Guard

1976-77 Record: Overall 23-8; Conference 11-3 (First)
Returning Lettermen (8): MIKE EVANS (G, 6-1, Sr., 18.3 points per game); CURTIS REDDING (F, 6-5, So., 16.6); SCOTT LANGTON (G, 5-11, Sr., 8.2); Keith Frazier (G, 6-2, Jr., 3.6); Jerry Black (C, 6-11, Sr., 2.0); Steve Soldner (F, 6-7, Jr., 1.8); Dean Danner (F, 6-6, So. 1.6); Fred Barton (G, 6-2, So., 1.6). Starters are capitalized.
Lettermen Lost (4): Dan Droge (F, 6-5, 2.6); Tyrone Ladson (G, 6-2, 2.8); LARRY DASSIE (F, 6-5, 12.9); DARRYL WINSTON (C, 6-5, 10.3).
Newcomers To Watch: Rolando Blackman (F, 6-5, Fr.); Thomas Freeman, (G, 6-3, Fr.); Kevin Ogle, (C-F, 6-8, Fr.).

1977-78 Outlook:

Kansas State returns eight lettermen, including three starters, from last year's team that was 23-8 overall and nipped in the NCAA Midwest Regional by National Champion Marquette, along with being Big 8 Champions with an 11-3 record.

Leading in 1977-78 will be senior guard Mike Evans and sophomore forward Curtis Redding. Evans, a three-year All Big 8 performer, led the Wildcats in scoring last year with an 18.3 average.

Redding, who last year as a frosh earned All Big 8 honors and AP's Conference Newcomer of the Year award, averaged 16.6 points and 6.8 rebounds per game in 1976-77.

Series History: Nebraska trails the NU-KSU series, 84-60. In 1976-77, Kansas State beat Nebraska twice, 57-52 in Lincoln and 67-62 in Manhattan.

1977-78 SCHEDULE

Date	Opponent	Date	Opponent
Nov. 25	Northern Illinois	Jan. 21	at Kansas
Nov. 28	South Dakota	Jan. 25	at Missouri
Dec. 3	Southern Methodist	Jan. 28	Oklahoma
Dec. 5	at Vanderbilt	Feb. 1	Iowa State
Dec. 8	Oral Roberts	Feb. 4	at Colorado
Dec. 14	at Arizona State	Feb. 8	at Nebraska
Dec. 16-17	Sun Bowl Classic, El Paso	Feb. 11	Kansas
Dec. 22	North Texas State	Feb. 15	at Oklahoma State
Dec. 27-30	at Big Eight Tournament (KC)	Feb. 18	Missouri
Jan. 7	Nebraska	Feb. 25	at Oklahoma
Jan. 11	at Iowa State	Feb. 28	Big Eight Playoff—First Round (Campus sites)
Jan. 14	Colorado	Mar. 3	Big Eight Playoff—Semis (KC)
Jan. 18	Oklahoma State	Mar. 4	Big Eight Playoff—Finals (KC)

COLORADO

AWAY: Jan. 11, 1978

HOME: Feb. 1, 1978

Game Time: Boulder 7:35 p.m. (MST) Lincoln 7:35 p.m. (CST)

School Location: Boulder, Colorado 80209

Home Court (Capacity): Balch Fieldhouse (4,000)

Nickname: Buffs, Golden Buffs, Buffaloes

Colors: Silver and Gold

Enrollment: 21,000

Conference: Big Eight

President: Roland Rautenstrauss

Athletic Director: Eddie Crowder

Head Coach Bill Blair: Has a one year Colorado mark of 11-16, and a five year career mark of 58-77.

Best Time for Media to Reach Coach: 1:30 p.m. (MST) during the week

Basketball Office Number: 303/492-6877

Assistant Coaches: Kevin O'Connor, Terry Truax, and Tom Bancroft

Sports Information Director: Mike Moran
Office: 303/492-6128 Home: 303/499-1920

1976-77 Record: Overall 11-16; Conference: 5-9 (Sixth)

Returning Lettermen (9): EMMET LEWIS (G, 6-1, Jr, 19.6 points per game); LARRY VACULICK (C, 6-8, Sr., 11.5); CLAYTON BULLARD (F, 6-4, Jr., 9.7); TONEY ELLIS (G, 6-0, So., 9.1); GREG BENJAMIN (F, 6-4, Jr., 5.7); Dave Bolen (F, 6-4, Sr., 5.6); Tom Hinga (F, 6-4, Jr., 3.0); Kurt Schoenhoff (C, 6-6, Sr., 2.7); Chris Knoche (G, 6-2, So., 1.5). Starters are capitalized.

Lettermen Lost (1): Jim Cummins (G, 2-4).

Newcomers To Watch: Dave Netherton (C, 6-9, Fr.); Brian Johnson (F, 6-8, Fr.); Craig Austin (F, 6-9, Fr.); Jack Tuz (F, 6-6, Fr.); Jim Feeney (G, 6-0, Fr.); Bobby Rutledge (F, 6-6, Jr.).

1977-78 Outlook:

Nothing will ever be the same in Colorado basketball again. And, it happened with a dramatic suddenness that startled even the most skeptical fan who saw new head coach Bill Blair take a rag-tag collection and steer the Buffs to an 11-16 finish.

What has happened has been the greatest recruiting year in Buff basketball annals, featuring the signing of no less than four players among the list of the nation's Top 100 from the prep ranks.

Guard Emmett Lewis led the Big 8 in scoring last year with his 19.6 average, and it will be difficult to dislodge the Gary, Indiana, junior. Ditto for 6-8 senior Larry Vaculik (11.5 ppg. and 6.6 rebounds), who can now shift to forward, where he plays most comfortably.

Series History: Nebraska trails the NU-CU series, 44-33. Both teams met three times last year, with CU beating Nebraska in the Big 8 Preseason Tournament 55-50, while Nebraska beat the Buffs 69-54 in Lincoln and 73-62 in Boulder.

1977-78 SCHEDULE

Date	Opponent	Date	Opponent
Nov. 26	Southern Colorado	Jan. 21	Oklahoma
Nov. 30	at Air Force	Jan. 25	Oklahoma State
Dec. 2	at UCLA	Jan. 28	at Kansas
Dec. 6	San Jose State	Feb. 1	at Nebraska
Dec. 10	Doane	Feb. 4	Kansas State
Dec. 15	Washington at Denver	Feb. 8	Iowa State
Dec. 17	Northern Colorado	Feb. 11	at Oklahoma
Dec. 19	at Jacksonville	Feb. 15	Missouri
Dec. 21	at Stetson	Feb. 18	at Oklahoma State
Dec. 27-30	at Big 8 Tournament (KC)	Feb. 25	Kansas
Jan. 8	at Iowa State	Feb. 28	Big 8 Playoff—First Round (Campus Sites)
Jan. 11	Nebraska	Mar. 3	Big 8 Playoff—Semis (KC)
Jan. 14	at Kansas State	Mar. 4	Big 8 Playoff—Final (KC)
Jan. 18	at Missouri		



BILL BLAIR
Head Coach



EMMETT LEWIS
Guard

IOWA STATE

HOME: Jan. 14, 1978

AWAY: Feb. 4, 1978

Game Time: Lincoln (7:35 p.m. CST); Ames (7:35 p.m. CST).

School Location: Ames, Iowa 50011

Home Court (Capacity): Hilton Coliseum (14,300)

Nickname: Cyclones

Colors: Cardinal and Gold

Enrollment: 22,000

Conference: Big 8

President: Dr. W. Robert Parks

Athletic Director: Lou McCullough

Head Coach Lynn Nance: Begins his second year as coach at Iowa State, with a one-year school and career mark of 8-19.

Best Time for Media to Reach Coach: 1 p.m.-2 p.m. CST

Basketball Office Phone: 515-294-8232

Assistant Coaches: Reggie Warford, Rick Samuels

Sports Information Director: Tom Starr (Office: 515-294-3372; Home: 515-232-6064).

1976-77 Record: Overall 8-19; Big 8 3-11 (eighth place)

Returning Lettermen (9): LEONARD ALLEN (G, 6-4, Sr., 11.3 points per game); STEVE BURGASON (F, 6-6, Sr., 6.9); ANDREW PARKER (F, 6-5, Jr., 10.4); JOHN TILLO (G, 6-4, So., 4.3); DEAN UTHOFF (C, 6-11, So., 11.5); Ricky Byrdson (F, 6-6- Sr., 1.2); Carlton Evans (G, 6-1, Jr., 5.9); Chuck Harmison (F, 6-9, So., 6.8); Paul Landsberger (F, 6-6, Sr., 6.9). Starters are capitalized.

Lettermen Lost (3): Jim Murphy (C, 0.1); Roman Butkus (G, 3.1); Calvin Freeman (F, 1.8).

Newcomers To Watch: Bob Fowler (F, 6-4, So.); Charles Harris (G, 6-2, Fr.); Jon Ness (G, 6-2, Fr.).

1977-78 Outlook:

Dean Uthoff, the first man to ever score over 300 points in addition to garnering over 300 rebounds as a freshman in the Big 8, is expected to guide a young Iowa State team this year. Uthoff, a strong 6-11, 245-pound pivot man, heads a cast of five starters returning for Coach Lynn Nance. It is hoped that the addition of Bob Fowler, a 6-4 transfer from Kentucky, will help ISU climb out of the Big 8 cellar in 1977-78. Fowler possesses a vertical jump of an incredible 44 inches. He will battle returning starters Andrew Parker and Steve Burgason in addition to talented Chuck Harmison for one of the wing positions. The guard court is also in veteran hands with returning regulars Leonard Allen and John Tillo. However, freshmen Charles Harris and Jon Ness, in addition to veteran squad member Carlton Evans, will push the starters hard for the rights to those positions.

Series History: Nebraska leads the NU-ISU series 96-66. Last year, the Huskers beat ISU three times, 75-55 at the Preseason Big 8 Tournament, 49-48 at Ames and 66-51 in Lincoln.

1977-78 SCHEDULE

Date	Opponent	Date	Opponent
Nov. 26	Iowa	Jan. 21	at Oklahoma State
Dec. 2-3	at Sun Devil Classic	Jan. 25	at Oklahoma
Dec. 7	Nebraska-Omaha	Jan. 28	Missouri
Dec. 10	at Drake	Feb. 1	at Kansas State
Dec. 12	Wisconsin	Feb. 4	Nebraska
Dec. 17	at Calif-Berkeley	Feb. 8	at Colorado
Dec. 20	at San Jose State	Feb. 11	Oklahoma State
Dec. 27-30	at Big 8 Tournament	Feb. 15	at Kansas
Jan. 5	Drake	Feb. 18	Oklahoma
Jan. 8	Colorado	Feb. 22	at Missouri
Jan. 11	Kansas State	Feb. 28	Big 8 Playoffs—First Round (Campus sites)
Jan. 14	At Nebraska	Mar. 3	Big Eight Playoff—Semis (KC)
Jan. 18	Kansas	Mar. 4	Big Eight Playoff—Finals (KC)

OKLAHOMA

AWAY: JAN. 18, 1978

HOME: FEB. 15, 1978

Game Time: Norman (7:35 p.m. CST); Lincoln (7:35 p.m. CST)

School Location: Norman, Okla. 73019
Home Court (Capacity): Lloyd Noble Arena (10,871)

Nickname: Sooners
Colors: Crimson and Cream

Enrollment: 22,700

Conference: Big 8

President: Dr. Paul Sharp

Athletic Director: Wade Walker

Head coach David Bliss: Starts his third year at OU, with a Sooner and career mark of 27-27.

Best Time for Media to Reach Coach: AM (CST)

Basketball Office Phone: 405-325-4742

Assistant Coaches: Doug Ash, John Underwood

Sports Information Director: John Keith
(Office: 405-325-3751; Home: 405-329-6950).

1976-77 Record: Overall 18-10; Conference: 9-5 (second)

Returning Lettermen (7): JOHN McCULLOUGH (F, 6-4, Jr. 15.2 points per game); CARY CARABINE (G, 6-3, Jr. 10.8); AL BEAL (C, 6-9, So. 9.1); DREW HEAD (C-F, 6-10, So. 6.1); Terry Stotts (F, 6-8, So. 4.1); Aaron Curry (G, 6-4, So. 9.3); Clifford Johnson (F, 6-7, So. 8.1). Starters are capitalized.

Lettermen Lost (4): EDDIE FIELDS (G, 7.4); Craig Wiginton (G, 0.3); Kevin Lane (G, 0.5); Gary Raker (G, 1.5).

Newcomers to Watch: David Gresham (G-F, 6-3, Fr.); Max Perry (G, 6-2, Jr.); Ray Whitley (G, 6-3, Fr.).

1977-78 Outlook:

Oklahoma was 18-10 overall and 9-5 (second place) in the Big 8 last year and from that team, Head Coach Dave Bliss returns four starters and three other lettermen to pace the Sooners in 1977-78.

Leading the OU cause will be junior forward John McCullough, junior guard Cary Carabine and sophomore center Al Beal. McCullough led OU in scoring with a 15.2 average, followed by Carrabine's 10.8 mark. Beal came on strong in the conference season to score 9.1 points a game and average 7.1 rebounds a contest.

Series History: Oklahoma leads the NU-OU series 66-59. Last year, OU and NU met three times, with Nebraska winning 66-56 at the Big 8 Preseason Tournament, and with Oklahoma winning 65-58 in Lincoln and 72-62 at Norman.

1977-78 SCHEDULE

Date	Opponent
Nov. 21	Windsor (Canada)
Nov. 26	at Oklahoma City
Nov. 29	at Texas
Dec. 3	at Drake
Dec. 6	Baylor
Dec. 10	Arkansas
Dec. 14	Lamar University
Dec. 19	at Tulsa
Dec. 22-23	at Holiday Carolina Basketball Tournament (Columbia, S.C.)
Dec. 27-30	at Big Eight Tournament (KC)
Jan. 7	Oklahoma State
Jan. 11	Missouri
Jan. 14	at Kansas
Jan. 18	Nebraska

Date	Opponent
Jan. 21	at Colorado
Jan. 25	Iowa State
Jan. 28	at Kansas State
Feb. 1	at Missouri
Feb. 4	Kansas
Feb. 8	at Oklahoma State
Feb. 11	Colorado
Feb. 15	at Nebraska
Feb. 18	at Iowa State
Feb. 25	Kansas State
Feb. 28	Big Eight Playoff— First Round (Campus Sites)
Mar. 3	Big Eight Playoff—Semis (KC)
Mar. 4	Big Eight Playoff—Final (KC)



DAVID BLISS
Head Coach



JOHN McCULLOUGH
Forward

KANSAS

HOME: JAN. 25, 1978

AWAY: FEB. 18, 1978

Game Time: Lincoln (7:35 p.m. CST); Lawrence (7:35 p.m. CST)

School Location: Lawrence, Kansas 66045
Home Court (Capacity): Allen Fieldhouse (16,000)

Nickname: Jayhawks
Colors: Crimson and Blue

Enrollment: 25,000

Conference: Big 8

Chancellor: Archie Dykes

Athletic Director: Clyde Walker

Head Coach Ted Owens: In his 14th year at KU, Owens' school and career mark is 241-114.

Best Time for Media to Reach Coach: 9:30 a.m.-10 a.m.; 4:30 p.m.-6 p.m. (CST).

Basketball Office Phone: 913-864-3056

Assistant Coaches: Lafayette Norwood, Bob Hill

Sports Information Director: Don Baker (Office: 913-864-3417; Home: 913-842-2314).

1976-77 Record: Overall 18-10; Conference: 8-6 (fourth)

Returning Lettermen (9): JOHN DOUGLAS (G, 6-2, Sr. 19.2 points per game); KEN KOENIGS (C, 6-10, Sr. 10.9); CLINT JOHNSON (G, 6-2, Sr. 9.9); HASAN HOUSTON (G, 6-1, So. 4.2); Donnie Von Moore (C, 6-9, Sr. 7.1); Milt Gibson (G, 6-0, Sr. 2.5); Scott Anderson (F, 6-7, So. 0.3); Paul Mokeski (C, 7-0, Jr. 6.1); Brad Sanders (G, 6-4, Jr. 2.2). Starters are capitalized.

Lettermen Lost (2): HERB NOBLES (F, 14.8); Cris Barnhouse (G, 1.2).

Newcomers To Watch: Darnell Valentine (G, 6-1, Fr.); Wilmore Fowler (G, 6-2, Fr.); Douglas Neal (F, 6-5, Fr.); Jay Hurr (F, 6-7, Jr.); Johnny Crawford (F, 6-8, Fr.); Chester Giles (C, 6-11, Jr.).

1977-78 Outlook:

Kansas returns nine lettermen including four starters from last year when the Jayhawks finished 18-10 overall and 8-6 in Big Eight play (fourth place).

Kansas coach Ted Owens, who will begin his 14th year at KU in 1977-78, is optimistic the Jayhawks will be improved.

The Jayhawks will rely heavily on 6-2 guard-forward John Douglas, an all-league performer last year who averaged 19.2 points. Other returning starters include Ken Koenigs (6-10 center), Clint Johnson (6-2 guard) and Hasan Houston (6-2 guard).

Series History: Kansas leads the NU-KU series 115-53. Last year, Nebraska beat KU 60-57 in Lincoln and KU beat the Huskers twice, 74-66 in Lawrence and 61-58 during the first round of the Big 8 Postseason Playoff in Lawrence.

1977-78 SCHEDULE

Date	Opponent	Date	Opponent
Nov. 28	Central Missouri State	Jan. 21	Kansas State
Nov. 30	Fordham	Jan. 25	at Nebraska
Dec. 2	Southern Methodist	Jan. 28	Colorado
Dec. 5	Murray State	Feb. 1	Oklahoma State
Dec. 7	Fairleigh-Dickinson	Feb. 4	at Oklahoma
Dec. 10	Kentucky	Feb. 8	Missouri
Dec. 17	St. Louis	Feb. 11	at Kansas State
Dec. 20	at Oral Roberts	Feb. 15	Iowa State
Dec. 22	at Arkansas	Feb. 18	Nebraska
Dec. 28-30	at Big 8 Tournament (KC)	Feb. 22	at Colorado
Jan. 7	at Missouri	Feb. 25	Big 8 Playoff—First Round (campus sites)
Jan. 11	at Oklahoma State	Mar. 3	Big 8 Playoff—Semis (KC)
Jan. 14	Oklahoma	Mar. 4	Big 8 Playoff—Final (KC)
Jan. 18	at Iowa State		



TED OWENS
Head Coach



JOHN DOUGLAS
Guard

OKLAHOMA STATE

HOME: JAN. 28, 1978

(Regional TV)

AWAY: FEB. 25, 1978

Game Time: Lincoln (3:10 p.m. CST-TV)

Stillwater (7:30 p.m. CST).

School Location: Stillwater, Oklahoma

Home Court (Capacity): Gallagher Hall
7400

Nickname: Cowboys

Colors: Orange and Black

Enrollment: 21,852

Conference: Big Eight

President: Dr. Lawrence L. Boger

Athletic Director: Floyd Gass

Head Coach **Jim Killingsworth**: Is in his first year at Oklahoma State coming from a head coaching stint at Idaho State. His six year career mark is 110-54.

Best Time for Media to Reach Coach: Between 1 and 2 p.m. (CST) weekdays.

Basketball Office Phone: 405-624-5845

Assistant Coaches: Charles Fenske and Wayne Ballard

Sports Information Director: Pat Quinn (Office: 405-624-5749 Home: 405-377-4645)

1976-77 Record: Overall 10-17; Conference: 4-10 (Seventh)

Returning Lettermen (8): **OLUS HOLDER** (F, 6-6, Sr., 16.8 points per game); **ELI JOHNSON** (F, 6-7, Sr., 10.3); **ANDREW JONES** (C, 6-7, Jr., 7.6); **Anthony Williams** (C, 6-8, So., 5.1); **Rich Bobby** (F, 6-4, 2.5); **Lonnie Boeckman** (C, 7-4, Sr., 2.0); **Rich Schwalbach** (F, 6-7, Jr., 1.6); **Howard Kelsey** (G, 6-3, Jr., 2.6). Starters are capitalized.

Lettermen Lost (3): **RONNIE DANIEL** (G, 12.1); **ALAN REGRIG** (G, 3.0); **FRED STEVENSON** (G, 9.0).

Newcomers To Watch: **Randy Wright** (G, 6-2, Fr.); **Mark Tucker** (G, 6-3, Jr.); **Reggie Barnett** (G, 6-2, Fr.); **Robert Vigil** (G, 6-3, Jr.).

1977-78 Outlook:

Jim Killingsworth, the man who put Idaho State in the national spotlight last season with an upset of UCLA in the NCAA playoffs, has the task of rebuilding Oklahoma State's basketball program this season.

Killingsworth, taking over the Cowboy helm from Guy Strong, won't find the cupboard bare. The leading scorer and rebounder on last season's team, 6-6 junior forward **Olus Holder**, returns to do more damage against opponents.

Holder was second team All-Big Eight Conference last year when he averaged 16.8 points and 10.0 rebounds.

Series History: Nebraska leads the NU-OSU series, 33 -23. Last year, NU beat OSU 66-54 in Lincoln but lost to the Cowboys 62-60 at Stillwater.

1977-78 SCHEDULE

Date	Opponent	Date	Opponent
Nov. 26	Tulsa (at Oklahoma City)	Jan. 25	at Colorado
Nov. 28	Southwestern (Tex.)	Jan. 28	at Nebraska
Dec. 3	College of Santa Fe	Feb. 1	at Kansas
Dec. 7	Texas	Feb. 4	Missouri
Dec. 9-10	at Marshall (Huntington, W.Va.) Memor	Feb. 8	Oklahoma
Dec. 13	Oral Roberts	Feb. 11	at Iowa State
Dec. 27-30	at Big Eight Tournament (KC)	Feb. 15	Kansas State
Jan. 4	at Arkansas State in Little Rock	Feb. 18	Colorado
Jan. 7	at Oklahoma	Feb. 25	Nebraska
Jan. 11	Kansas	Feb. 28	Big-8 Playoff, First Round (campus sites)
Jan. 14	at Missouri	Mar. 3	Big-8 Playoff, Semis (KC)
Jan. 18	at Kansas State	Mar. 4	Big-8 Playoff, Final (KC)
Jan. 21	Iowa State		



JIM KILLINGSWORTH
Head Coach



OLUS HOLDER
Forward



NORM STEWART
Head Coach

MISSOURI

HOME: Jan. 21, 1978

AWAY: Feb. 11, 1978

Game Time: Lincoln (7:35 p.m. CST); Columbia (7:35 p.m. CST)

School Location: Columbia, Mo. 65201

Home Court (Capacity): Hearnes Center (12,639)

Nickname: Tigers

Colors: Old Gold and Black

Enrollment: 23,325

Conference: Big 8

President: Herbert W. Schooling

Athletic Director: Dr. Mel Sheehan

Head Coach Norm Stewart: After 10 years

at Missouri, Stewart's record is 175-94.

His 16 year career mark is 272-137.

Best Time for Media to Reach Coach: AM (CST)

Basketball Office Phone: 314-882-6501, Ext. 220

Assistant Coaches: Gene Jones, Gary Garner, George Scholz

Sports Information Director: Bill Callahan

(Office: 314-882-6501, ext. 210; Home 314-442-5826).



CLAY JOHNSON
Forward

1976-77 Record: Overall 21-8; Conference 9-5 (second place tie).

Returning Lettermen (5): CLAY JOHNSON (F, 6-4, Sr., 13.1 points per game); LARRY DREW (G, 6-1, So., 6.9); Brad Droy (F, 6-7, Jr. 1.4); Stan Ray (C, 6-9, Jr. 8.2); Jeff Currie (G, 6-3, Sr. DNP). Currie and Ray were starters in 1975-'76. Starters are capitalized.

Lettermen Lost (5): KIM ANDERSON (C, 18.3); SCOTT SIMS (G, 15.9); JIM KENNEDY (F, 12.1); James Clabon (F, 5.5); Danny Van Rheen (F, 2.8).

Newcomers To Watch: Carl Amos (F, 6-8, Fr.); Curtis Berry (F, 6-6, Fr.); Tom Dore (C, 7-2, So.); Kenn Stoeher (G, 6-0, Fr.); Kevin Williams (C, 6-10, Fr.).

1977-78 Outlook:

The presence of starters Clay Johnson and Larry drew — plus the return of Stan Ray and Jeff Currie, both regulars in '75-'76 — provide Norm Stewart with an experienced nucleus around which to mold his '77-'78 Missouri basketball team.

But it won't be the easiest tasks for Stewart as he heads into his second decade as the Tigers' basketball boss. Gone are five lettermen, including starters Kim Anderson, Scott Sims and Jim Kennedy.

Back in the fold, however, are five other monogram winners, including Currie who missed the entire '76-'77 season but lettered the three previous years.

Series History: Missouri leads NU-MU series 73-65. Last year, Missouri beat NU 76-63 in Columbia while NU beat the Tigers 60-58 in Lincoln.

1977-78 SCHEDULE

Date	Opponent
Nov. 28	Midwestern State
Dec. 2-3	Show-Me Classic (Texas-El Paso, Northwestern Univ., Butler and Missouri)
Dec. 6	at Illinois
Dec. 10	at Alabama
Dec. 13	Valparaiso
Dec. 16	California Poly State
Dec. 21	at Florida State
Dec. 27-30	at Big Eight Tournament (KC)
Jan. 7	Kansas
Jan. 9	Marquette
Jan. 11	at Oklahoma
Jan. 14	Oklahoma State
Jan. 18	Colorado

Date	Opponent
Jan. 21	at Nebraska
Jan. 25	Kansas State
Jan. 28	at Iowa State
Feb. 1	Oklahoma
Feb. 4	at Oklahoma State
Feb. 8	at Kansas
Feb. 11	Nebraska
Feb. 15	at Colorado
Feb. 18	at Kansas State
Feb. 25	Iowa State
Feb. 28	Big Eight Playoff— First Round (Campus sites)
Mar. 3	Big Eight Playoff—Semis (KC)
Mar. 4	Big Eight Playoff—Final (KC)

1977-78 CORNHUSKER BASKETBALL TRAVEL PLANS

UNIVERSITY OF MINNESOTA

Sunday, Dec. 18—Leave Lincoln, 12:45 P.M. (Air Wisconsin #902)
Arrive Minneapolis, 2:05 P.M.

PRACTICE: 5:00 P.M.

HEADQUARTERS: Marriott (Bloomington)

Tuesday, Dec. 20—Leave Minneapolis, 9:05 A.M. (Air Wisconsin #901)
Arrive Lincoln, 10:25 A.M.

KANSAS STATE UNIVERSITY

Friday, Jan. 6—Leave Lincoln 1:30 P.M. (Continental Bus)
Arrive Manhattan 4:00 P.M.

PRACTICE: 5:00 P.M.

HEADQUARTERS: Ramada Inn

Saturday, Jan. 7—Leave Manhattan 7:00 P.M. (Continental Bus)
Arrive Lincoln 10:00 P.M.

UNIVERSITY OF COLORADO

Tuesday, Jan. 10—Leave Lincoln 12:45 P.M. (United #673)
Arrive Denver 12:57 P.M.

PRACTICE: 5:00 P.M.

HEADQUARTERS: Harvest House (Boulder)

Thursday, Jan. 12—Leave Denver 11:55 A.M. (United #346)
Arrive Lincoln 2:05 P.M.

UNIVERSITY OF OKLAHOMA

Tuesday, Jan. 17—Leave Lincoln 2:00 P.M.
Arrive Norman 4:30 P.M.

PRACTICE: 5:00 P.M.

HEADQUARTERS: Holiday Inn

Wednesday, Jan. 18—Leave Norman 10:30 P.M.
Arrive Lincoln 1:00 A.M.

IOWA STATE UNIVERSITY

Friday, Feb. 3—Leave Lincoln 12:00 Noon (Continental Bus)
Arrive Ames 4:30 P.M.

PRACTICE: 5:30 P.M.

HEADQUARTERS: Ramada Inn

Saturday, Feb. 4—Leave Ames 10:30 P.M. (Continental Bus)
Arrive Lincoln 2:00 A.M.

UNIVERSITY OF MISSOURI

Friday, Feb. 10—Leave Lincoln 2:00 P.M.
Arrive Columbia 4:30 P.M.

PRACTICE: 5:30 P.M.

HEADQUARTERS: Howard Johnson's Motor Lodge

Saturday, Feb. 11—Leave Columbia 10:30 P.M.
Arrive Lincoln 1:00 A.M.

UNIVERSITY OF KANSAS

Friday, Feb. 17—Leave Lincoln 1:00 P.M. (Continental Bus)
Arrive Lawrence 4:30 P.M.

PRACTICE: 5:30 P.M.

HEADQUARTERS: Ramada Inn

Saturday, Feb. 18—Leave Lawrence 10:30 P.M. (Continental Bus)
Arrive Lincoln 2:00 A.M.

OKLAHOMA STATE UNIVERSITY

Friday, Feb. 24—Leave Lincoln 2:00 P.M.
Arrive Stillwater 4:00 P.M.

PRACTICE: 5:00 P.M.

HEADQUARTERS: Holiday Inn

Saturday, Feb. 25—Leave Stillwater 10:30 P.M.
Arrive Lincoln 1:00 A.M.

BIG EIGHT CONFERENCE'S POST-SEASON TOURNAMENT BEGINS IT'S SECOND YEAR THIS SEASON

The Big Eight Conference's post-season tournament goes into its second year to decide the conference's representative to the NCAA Championships in 1977-78. The tournament will be a single-elimination play-off system to be conducted at the close of the regular season. The first round play-off games will be played on the campus of the first-division teams with the semifinals and final to be played in Kansas City at Kemper Arena. If there is a tie at the conclusion of the regular season, the first-round site and /or pairings will be determined by the Commissioner on the basis of regular-season competition between the teams involved. Pairings for the post-season affair are to be made on the basis of standings at the conclusion of the regular season, with the first place team playing the eighth place squad; number two vs. number seven, etc. Teams one, four, five and eight will make up one bracket with the other bracket consisting of the four remaining teams. The first round playoffs for this season are scheduled for February 28, 1978. The semi-finals and final are slated for March 3-4. The Conference will continue to hold its pre-season tournament in addition to the post-season event.

BIG EIGHT CONFERENCE

1977-78 COMPOSITE BASKETBALL SCHEDULE

November 21 (M)	Winsor (Canada)	@ Oklahoma
November 25 (F)	Northern Illinois	@ Kansas State
November 26 (S)	Iowa	@ Iowa State
	Tulsa vs. Oklahoma State	@ Oklahoma City
	Oklahoma City vs. Oklahoma	@ Oklahoma City
	Southern Colorado	@ Colorado
November 28 (M)	South Dakota	@ Kansas State
	Southwestern University	@ Oklahoma State
	Central Missouri State	@ Kansas
	Midwestern State University	@ Missouri
November 29 (Tu)	Oklahoma	@ Texas
November 30 (W)	Colorado	@ Air Force Academy
	Fordham	@ Kansas
December 2 (F)	Colorado	@ UCLA
	Southern Methodist	@ Kansas
	Southern Missouri	@ Nebraska
December 2-3 (F-S)	Iowa State	@ Sun Devil Basketball Classic (Tennessee, San Francisco, Iowa State, Arizona State) Tempe, Az.
	Show Me Classic (Butler, UTEP, Northwestern, Missouri)	@ Missouri
December 3 (S)	Southern Methodist	@ Kansas State
	College of Santa Fe	@ Oklahoma State
	Oklahoma	@ Drake
December 5 (M)	Kansas State	@ Vanderbilt
	Murray State	@ Kansas
December 6 (Tu)	San Jose State	@ Colorado
	Missouri	@ Illinois
	Baylor	@ Oklahoma
December 7 (W)	Nebraska-Omaha	@ Iowa State
	Texas	@ Oklahoma State
	Fairleigh Dickinson	@ Kansas
December 8 (Th)	Oral Roberts	@ Kansas State
December 9 (F)	Creighton	@ Nebraska

December 9-10 (F-S)	Oklahoma State	@ Marshall University Memorial Invitational Tourn. (Southern Ill., Alabama, Oklahoma State, Marshall) Huntington, W.Va.
December 10 (S)	Iowa State Doane College Kentucky South Dakota State (Vermillion) Arkansas Missouri	@ Drake @ Colorado @ Kansas @ Nebraska @ Oklahoma @ Alabama
December 12 (M)	Wisconsin Nevada-Reno	@ Iowa State @ Nebraska
December 13 (Tu)	Oral Roberts Valparaiso	@ Oklahoma State @ Missouri
December 14 (W)	Kansas State Lamar	@ Arizona State @ Oklahoma
December 15 (Th)	U. of Washington vs. Colorado	@ Denver (McNichols Arena)
December 15-16 (Th-F)	Kansas State	@ Sun Bowl Classic (UTEP, Army, Memphis State, Kansas State) El Paso, Tx.
December 16 (F)	Cal. Poly State (SLO) University of California-Davis	@ Missouri @ Nebraska
December 17 (S)	Iowa State Northern Colorado St. Louis Mississippi	@ California-Berkeley @ Colorado @ Kansas @ Nebraska
December 19 (M)	Colorado Nebraska Oklahoma	@ Jacksonville @ Minnesota @ Tulsa
December 20 (Tu)	Iowa State Kansas	@ San Jose State @ Arkansas
December 21 (W)	Colorado Missouri Western Illinois	@ Stetson @ Florida State @ Nebraska
December 22 (Th)	North Texas State Kansas	@ Kansas State @ Oral Roberts

December 22-23 (Th-F)	Oklahoma	@ Carolina Classic (USC, Pennsylvania, Oklahoma, South Carolina) Columbia, South Carolina
December 23 (F)	Montana State	@ Nebraska
December 27-28-29 -30 (Tu-W-Th-F)	Big Eight Holiday Tournament	@ Kansas City, Missouri (Kemper Arena)
January 4 (W)	Oklahoma State vs. Arkansas State	@ Little Rock, Arkansas
January 5 (Th)	Drake	@ Iowa State
January 7 (S)	Nebraska Oklahoma State Kansas	@ Kansas State @ Oklahoma @ Missouri
January 8 (Sun)	Colorado (televised)	@ Iowa State
January 9 (M)	Marquette	@ Missouri
January 11 (W)	Kansas State Nebraska Missouri Kansas	@ Iowa State @ Colorado @ Oklahoma @ Oklahoma State
January 14 (S)	Iowa State Colorado Oklahoma Oklahoma State (televised)	@ Nebraska @ Kansas State @ Kansas @ Missouri
January 18 (W)	Kansas Oklahoma State Colorado Nebraska	@ Iowa State @ Kansas State @ Missouri @ Oklahoma
January 21 (S)	Iowa State Kansas State Oklahoma (televised) Missouri	@ Oklahoma State @ Kansas @ Colorado @ Nebraska
January 25 (W)	Iowa State Kansas State Oklahoma State Kansas	@ Oklahoma @ Missouri @ Colorado @ Nebraska
January 28 (S)	Missouri Oklahoma Colorado Oklahoma State (televised)	@ Iowa State @ Kansas State @ Kansas @ Nebraska

February 1 (W)	Iowa State Colorado Oklahoma Oklahoma State	@ Kansas State @ Nebraska @ Missouri @ Kansas
February 4 (S)	Nebraska Kansas State Kansas (televised) Missouri	@ Iowa State @ Colorado @ Oklahoma @ Oklahoma State
February 8 (W)	Iowa State Kansas State Oklahoma Missouri	@ Colorado @ Nebraska @ Oklahoma State @ Kansas
February 11 (S)	Oklahoma State Kansas (televised) Colorado Nebraska	@ Iowa State @ Kansas State @ Oklahoma @ Missouri
February 15 (W)	Iowa State Kansas State Missouri Oklahoma	@ Kansas @ Oklahoma State @ Colorado @ Nebraska
February 18 (S)	Oklahoma Missouri (televised) Colorado Nebraska	@ Iowa State @ Kansas State @ Oklahoma State @ Kansas
*February 25 (S)	Iowa State Kansas State Kansas Nebraska	@ Missouri @ Oklahoma @ Colorado @ Oklahoma State
February 28 (Tu)	Play-off, First Round	@ Campus Sites
March 3 (F)	Play-off, Semi-finals	@ Kansas City, Missouri (Kemper Arena)
March 4 (S)	Play-off, Final	@ Kansas City, Missouri (Kemper Arena)

*—indicated televised Wild Card game to be announced



1978-79 BIG 8 BASKETBALL SCHEDULE

Dec. 27-28-29-30	Big 8 Holiday Tournament	@ Kansas City, Missouri (Kemper Arena)
January 10 (W)	Kansas Iowa State Nebraska Oklahoma	@ Kansas State @ Colorado @ Missouri @ Oklahoma State
January 13 (S)	Kansas Kansas State Nebraska Missouri	@ Iowa State @ Colorado @ Oklahoma @ Oklahoma State
January 17 (W)	Colorado Iowa State Oklahoma State Oklahoma	@ Kansas @ Kansas State @ Nebraska @ Missouri
January 20 (S)	Kansas Iowa State Oklahoma Nebraska	@ Oklahoma State @ Missouri @ Kansas State @ Colorado
January 24 (W)	Missouri Oklahoma State Kansas State Colorado	@ Kansas @ Iowa State @ Nebraska @ Oklahoma
January 27 (S)	Nebraska Oklahoma Kansas State Colorado	@ Kansas @ Iowa State @ Missouri @ Oklahoma State
January 31 (W)	Kansas Iowa State Oklahoma State Missouri	@ Oklahoma @ Nebraska @ Kansas State @ Colorado
February 3 (S)	Iowa State Colorado Oklahoma Oklahoma State	@ Kansas @ Kansas State @ Nebraska @ Missouri
February 7 (W)	Kansas Kansas State Nebraska Missouri	@ Colorado @ Iowa State @ Oklahoma State @ Oklahoma
February 10 (S)	Kansas State Colorado Missouri Oklahoma State	@ Kansas @ Iowa State @ Nebraska @ Oklahoma

February 14 (W)	Kansas Iowa State Nebraska Oklahoma	@ Missouri @ Oklahoma State @ Kansas State @ Colorado
February 17 (S)	Oklahoma State Missouri Kansas State Colorado	@ Kansas @ Iowa State @ Oklahoma @ Nebraska
February 21 (W)	Kansas Iowa State Missouri Oklahoma State	@ Nebraska @ Oklahoma @ Kansas State @ Colorado
February 24 (S)	Oklahoma Nebraska Kansas State Colorado	@ Kansas @ Iowa State @ Oklahoma State @ Missouri
February 27 (Tu)	Playoff	First Round
March 2 (F)	Playoff	Semi-Finals
March 3 (S)	Playoff	Final

1979-80 BIG 8 BASKETBALL SCHEDULE

Dec. 26-27-28-29	Big 8 Holiday Tournament	@ Kansas City, Missouri (Kemper Arena)
January 9 (W)	Kansas State Colorado Missouri Oklahoma State	@ Kansas @ Iowa State @ Nebraska @ Oklahoma
January 12 (S)	Iowa State Colorado Oklahoma Oklahoma State	@ Kansas @ Kansas State @ Nebraska @ Missouri
January 16 (W)	Kansas Kansas State Nebraska Missouri	@ Colorado @ Iowa State @ Oklahoma State @ Oklahoma
January 19 (S)	Oklahoma State Missouri Kansas State Colorado	@ Kansas @ Iowa State @ Oklahoma @ Nebraska
January 23 (W)	Kansas Iowa State Nebraska Oklahoma	@ Missouri @ Oklahoma State @ Kansas State @ Colorado

January 26 (S)	Kansas Iowa State Missouri Oklahoma State	@ Nebraska @ Oklahoma @ Kansas State @ Colorado
January 30 (W)	Oklahoma Nebraska Kansas State Colorado	@ Kansas @ Iowa State @ Oklahoma State @ Missouri
February 2 (S)	Kansas Kansas State Nebraska Missouri	@ Iowa State @ Colorado @ Oklahoma @ Oklahoma State
February 6 (W)	Colorado Iowa State Oklahoma State Oklahoma	@ Kansas @ Kansas State @ Nebraska @ Missouri
February 9 (S)	Kansas Iowa State Nebraska Oklahoma	@ Kansas State @ Colorado @ Missouri @ Oklahoma State
February 13 (W)	Missouri Oklahoma State Kansas State Colorado	@ Kansas @ Iowa State @ Nebraska @ Oklahoma
February 16 (S)	Kansas Iowa State Oklahoma Nebraska	@ Oklahoma State @ Missouri @ Kansas State @ Colorado
February 20 (W)	Nebraska Oklahoma Kansas State Colorado	@ Kansas @ Iowa State @ Missouri @ Oklahoma State
February 23 (S)	Kansas Iowa State Oklahoma State Missouri	@ Oklahoma @ Nebraska @ Kansas State @ Colorado
February 26 (Tu)	Playoff	First Round
March 1 (F)	Playoff	Semi-Finals
March 2 (S)	Playoff	Final

1980-81 BIG 8 BASKETBALL SCHEDULE

Dec. 26-27-29-30	Big 8 Holiday Tournament	@ Kansas City, Missouri (Kemper Arena)
January 14 (W)	Oklahoma State Kansas Colorado Nebraska	@ Iowa State @ Kansas State @ Oklahoma @ Missouri
January 17 (S)	Iowa State Oklahoma State Colorado Oklahoma	@ Kansas State @ Kansas @ Nebraska @ Missouri
January 21 (W)	Kansas Kansas State Missouri Nebraska	@ Iowa State @ Oklahoma State @ Colorado @ Oklahoma
January 24 (S)	Nebraska Colorado Oklahoma Kansas	@ Iowa State @ Kansas State @ Missouri @ Oklahoma
January 28 (W)	Iowa State Kansas State Oklahoma Missouri	@ Colorado @ Nebraska @ Oklahoma State @ Kansas
January 31 (S)	Iowa State Kansas State Colorado Nebraska	@ Oklahoma @ Missouri @ Oklahoma State @ Kansas
February 4 (W)	Missouri Oklahoma Oklahoma State Kansas	@ Iowa State @ Kansas State @ Nebraska @ Colorado
February 7 (S)	Kansas State Kansas Nebraska Missouri	@ Iowa State @ Oklahoma State @ Colorado @ Oklahoma
February 11 (W)	Iowa State Oklahoma State Colorado Oklahoma	@ Kansas @ Kansas State @ Missouri @ Nebraska
February 14 (S)	Iowa State Kansas State Oklahoma Missouri	@ Oklahoma State @ Kansas @ Colorado @ Nebraska
February 18 (W)	Colorado	@ Iowa State

	Nebraska Oklahoma State Kansas	@ Kansas State @ Oklahoma @ Missouri
February 21 (S)	Iowa State Kansas State Missouri Oklahoma	@ Nebraska @ Colorado @ Oklahoma State @ Kansas
February 25 (W)	Oklahoma Missouri Oklahoma State Kansas	@ Iowa State @ Kansas State @ Colorado @ Nebraska
February 28 (S)	Iowa State Kansas State Nebraska Colorado	@ Missouri @ Oklahoma @ Oklahoma State @ Kansas
March 3 (Tues)	Play-off	First Round
March 6 (F)	Play-off	Semifinals
March 7 (S)	Play-offs	Final

1981-82 BIG 8 BASKETBALL SCHEDULE

Dec. 26-28-29-30	Big 8 Holiday Tournament	@ Kansas City (Kemper Arena)
January 13 (W)	Iowa State Kansas State Oklahoma Missouri	@ Oklahoma State @ Kansas @ Colorado @ Nebraska
January 16 (S)	Kansas State Kansas Nebraska Missouri	@ Iowa State @ Oklahoma State @ Colorado @ Oklahoma
January 20 (W)	Iowa State Oklahoma State Colorado Oklahoma	@ Kansas @ Kansas State @ Missouri @ Nebraska
January 23 (S)	Iowa State Kansas State Missouri Oklahoma	@ Nebraska @ Colorado @ Oklahoma State @ Kansas

January 27 (W)	Colorado Nebraska Oklahoma State Kansas	@ Iowa State @ Kansas State @ Oklahoma @ Missouri
January 30 (S)	Oklahoma Missouri Oklahoma State Kansas	@ Iowa State @ Kansas State @ Colorado @ Nebraska
February 3 (W)	Iowa State Kansas State Nebraska Colorado	@ Missouri @ Oklahoma @ Oklahoma State @ Kansas
February 6 (S)	Iowa State Oklahoma State Colorado Oklahoma	@ Kansas State @ Kansas @ Nebraska @ Missouri
February 10 (W)	Kansas Kansas State Missouri Nebraska	@ Iowa State @ Oklahoma State @ Colorado @ Oklahoma
February 13 (S)	Oklahoma State Kansas Colorado Nebraska	@ Iowa State @ Kansas State @ Oklahoma @ Missouri
February 17 (W)	Iowa State Kansas State Oklahoma Missouri	@ Colorado @ Nebraska @ Oklahoma State @ Kansas
February 20 (S)	Nebraska Colorado Oklahoma State Kansas	@ Iowa State @ Kansas State @ Missouri @ Oklahoma
February 24 (W)	Iowa State Kansas State Colorado Nebraska	@ Oklahoma @ Missouri @ Oklahoma State @ Kansas
February 27 (S)	Missouri Oklahoma Oklahoma State Kansas	@ Iowa State @ Kansas State @ Nebraska @ Colorado
March 2 (Tues)	Play-off	First Round
March 5 (F)	Play-off,	Semifinals
March 6 (S)	Play-off,	Finals


Nebraska Coaches Won-Lost Record

Coach	Years	At Nu	Won	Lost	Pct.
Frank Lehmer	(1897-99)	2	11	0	1.000
T. P. Hewitt	(1899-1900)	1	5	0	1.000
Sam Waugh	(1915-16)	1	13	1	.929
Paul Schissler	(1919-21)	2	33	5	.868
E. O. Stiehm	(1911-15)	4	56	14	.800
W. G. Kline	(1923-25)	2	22	13	.629
Fred Morrell	(1901-02)	1	5	3	.625
R. G. Clapp	(1903-09)	6	57	37	.606
W. Hiltner	(1902-03)	1	7	5	.583
Dr. E. J. Stewart	(1916-19)	3	29	22	.569
O. F. Field	(1910-11)	1	10	8	.556
Joe Cipriano	(1963-77)	14	199	163	.550
E. Berry	(1900-01)	1	3	3	.500
Charles T. Black	(1926-32)	6	51	57	.472
Harry C. Good	(1946-54)	8	86	99	.465
Ernest Bearg	(1925-26)	1	8	10	.444
W. H. Browne	(1932-40)	8	64	87	.424
Jerry Bush	(1954-63)	9	82	132	.383
Owen A. Frank	(1921-23)	2	13	21	.382
T. J. Hewiat	(1909-10)	1	6	10	.375
L. F. Klein	(1945-46)	1	7	13	.350
A. J. Lewandowski	(1940-45)	5	24	63	.276
TOTALS		80	791	766	.508


BIG EIGHT TELEVISION SERIES

January	8—Colorado at Iowa State	1:10 P.M. (CST)
January	14—Oklahoma State at Missouri	3:10 P.M. (CST)
January	21—Oklahoma at Colorado	2:10 P.M. (MST)
January	28—Oklahoma State at Nebraska	3:10 P.M. (CST)
February	4—Kansas at Oklahoma	3:10 P.M. (CST)
February	11—Kansas at Kansas State	1:40 P.M. (CST)
February	18—Missouri at Kansas State	3:10 P.M. (CST)
February	25—Wild-Card Game	3:10 P.M.









NEBRASKA

ADMINISTRATION

University of Nebraska



Regent
James H. Moylan



Regent
Robert R. Koefoot, M.D.



Regent
Edward Schwartzkopf



Regent
Kermit Hansen



Regent
Robert J. Prokop, M.D., Ph.D.



Regent
Robert G. Simmons, Jr.



Regent
Robert L. Raun



Regent
Kermit Wagner



Student Regent
Gregory A. Johnson



Student Regent
Peter Whitted



Student Regent
John S. Malone

BOARD OF REGENTS

NEBRASKA'S PRESIDENT

DR. RONALD W. ROSKENS



Dr. Roskens served as Interim President of the University from January 1 to April 16, 1977, when he was named President of the University of Nebraska. Prior to that he was Chancellor of the University of Nebraska at Omaha, a position he assumed on July 1, 1972.

Under Dr. Rosken's leadership, the Omaha campus grew both physically and in the quality of its undergraduate and graduate offerings. One indication of this is the report of a unanimous North Central Association Visitation Team which recommended UNO for the highest accreditation, noting that UNO had "made a quantum leap academically" in recent years.

Dr. Roskens earned his M.A. degree from Northern Iowa in 1955 and his Ph.D. from the University of Iowa in 1958. He was a teacher in Minburn, Ia., High School in 1953 and 54 and was an assistant dean at the University of Iowa from 1956 to 1959. He joined the staff of Kent State University in 1969 and held several administrative positions there. He was Executive Vice President at Kent State when he accepted the Chancellor's position at UNO.

Dr. Roskens has received numerous awards, including the Outstanding Alumnus Award from the University of Northern Iowa. He is listed in the National Register of Educational Researchers, Who's Who in America and American Men and Women of Science. He is president of the Association of Urban Universities and is president of the Nebraska Association of Colleges and Universities.

Nebraska's Chancellor & Vice President

DR. ROY A. YOUNG



Dr. Roy A. Young took up his duties June 1, 1976, as chief executive officer of the University of Nebraska-Lincoln, which has extension and research facilities throughout the state as well as its two main campuses in Lincoln. He came to Nebraska from Corvallis, Ore., where he was Vice President for Research and Graduate Studies at Oregon State University.

A native of McAlister, New Mexico, Dr. Young, 56, served in his post at Oregon State since 1970. He has gained an international reputation as a scientist since joining Oregon State in 1948 as an assistant professor in the Department of Botany and Plant Pathology. He later moved through the academic ranks to professor and became head of the Department in 1958. He was named dean of research in 1966. During the fiscal year 1969-70 he served as acting president of Oregon State.

Dr. Young received the B.S. degree at New Mexico State University and holds M.S. and Ph.D. degrees in plant pathology from Iowa State University. The author of more than 60 publications, he is a Fellow of the American Association of the Advancement of Science and the American Phytopathological Society. He also is a member of the American Institute for Biological Sciences, Sigma Xi, Phi Kappa Phi, Phi Sigma, Blue Key, and Sigma Alpha Epsilon fraternity.

He is currently a member of the Executive Committee, Study on Problems of Pest Control; Alternatives to the Use of Pesticides, National Academy of Sciences-National Academy of Engineering; UNESCO U.S. National Committee for Man and the Biosphere; National Academy of Sciences Committee to Review the U.S. Component of the International Biological Program.

Rockefeller Foundation Advisory Panel of Post-Doctoral Fellowships in Environmental Sciences; chairman of the Special Committee on the Environment and Energy of the National Association of State Universities and Land-Grant Colleges, Board of Directors of Pacific Power and Light Company; and the Board of Directors of the Boyce Thompson Institute for Plant Research.

He is past president of the Pacific Division, American Association for the Advancement of Science, former chairman of the Council for Research Policy and Administration of the National Association of State Universities and Land-Grant Colleges, and former member of the Commission on Undergraduate Education in Biological Sciences.

Dr. Young and his wife Marilyn have two children, Janet, and Randall.



BOB DEVANEY

Athletic Director
University of Nebraska

One of the greatest coaches in the history of American football, Bob Devaney is now turning his vast energies toward supervision of the entire athletic program at the University of Nebraska.

Nebraska has one of the finest athletic plants in the nation, thanks to Devaney's inspiration and leadership during the past 15 years.

Since becoming Athletic Director in 1967, Nebraska's Memorial Stadium has an enlarged (9,400) capacity of 73,531—largest in the Big 8—as well as a new AstroTurf field, scoreboard and huge press box.

Since 1967, the Cornhuskers have a multi-purpose office building at the south end of Memorial Stadium, and they have an outdoor track facility—Ed Weir Stadium—and a new baseball park, also with an AstroTurf field.

Devaney also spear-headed a drive for the new multi-purpose complex that resulted in the Nebraska Legislature voting a cigarette tax to finance a 15,000-seat basketball arena, with adjacent swimming complex and indoor track plant. The result of his efforts was the new Nebraska Sports Complex, which opened its doors in the fall of 1976. Besides the basketball arena, the NU Sports Complex, located on the Nebraska State Fairgrounds, houses a 220-yard synthetic track with seating for 4,500, a 25 meter x 25 yard swimming pool, and a practice area for the wrestling and gymnastics teams.

Few coaches ever achieved the success Devaney did as headmaster of the Nebraska Cornhuskers from 1962 to 1972. During most of that span he was the "winningest coach in the nation," based on percentage of victories. He wound up with three straight Orange Bowl wins to go with his amazing record of nine bowl trips in 11 years, eight Big 8 titles, two national championships, two Outland Trophy winners, a Lombardi Trophy winner, a Heisman Trophy winner and numerous Coach of the Year and similar honors. Twice his teams won four straight titles—1963-1966 and 1969-1972.

In his final season, Devaney's 1972 Huskers went 9-2-1 with a 40-6 win over Notre Dame in the Orange Bowl, and Bob led the nation's active coaches with a lifetime record of 136-30-7 for an .806 winning percentage. That year, too, Johnny Rodgers won the Heisman Trophy and Rich Glover swept the Outland and Lombardi Trophies, a feat never equalled by any other school.

Devaney was named Coach of the Year by the Walter Camp Foundation, the

Washington Touchdown Club and the Football Writers Association after Nebraska's Cornhuskers were undefeated in 13 games in 1971, sweeping to the National Championship after winning the Game of the Century against Oklahoma, 35-31.

It was the second-straight National Championship for Nebraska. The 1970 team was also undefeated (11-0-1), and during the span of 1969 to 1972, the Huskers went 32 games without a defeat. After Nebraska defeated LSU in the 1971 Orange Bowl game to win its first National Title, former President Richard Nixon came to Lincoln to bestow a presidential plaque upon Devaney and co-captains Dan Schneiss and Jerry Murtaugh.

The Devaney Huskers reaped countless honors during those two years—AP and UPI trophies, the Grantland Rice Trophy, the MacArthur Bowl, Big 8 and Orange Bowl trophies and Coach of the Year by the Football News.

All Star games were old hat for Devaney who coached in many post-season classics such as the Hula Bowl, the Coaches All America, the All America Bowl, the Blue-Gray and the Shrine East-West. He also coached the College All Stars against the NFL Champion Dallas Cowboys in the 1972 Chicago game.

At Nebraska, Devaney's teams won 101, lost 20 and tied two in 11 years, following his 35-10-5 record at Wyoming. He never had a losing season at Nebraska and he directed three undefeated teams—in 1965, 1970 and 1971. In 11 years Devaney's teams went to nine post-season games, winning six and losing three. The Huskers played in the Gotham Bowl, Cotton Bowl, Sugar Bowl, Sun Bowl and four times in the Orange Bowl with Devaney at the helm.

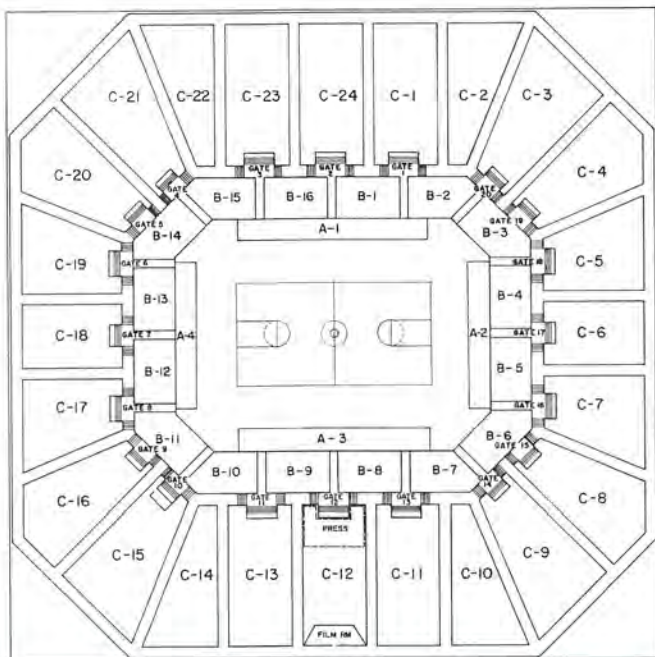
Under Devaney's outstanding leadership, too, the Cornhuskers produced 22 All America players and 72 All Big 8 selections in the past ten years.

Devaney played football as an end at Alma College in Michigan, graduating with a B.S. in 1939.

After starting his coaching career at Big Beaver, Mich., High, Devaney moved to Keego Harbor and Saginaw before spending seven years at Alpena High where his teams had a 52-9-0 record. He then joined Biggie Munn, and later Duffy Daugherty, at Michigan State before becoming head coach at Wyoming in 1957.

Devaney is married to his college sweetheart, the former Phyllis Wiley. His son, Mike, and daughter Patricia, are both graduates of the University of Nebraska. He's a grandfather, too, with Mike's family including a daughter and a son.





NU SPORTS COMPLEX ARENA LAYOUT (15,000)

Located on the State Fairgrounds, the structure, originally a \$12 million project, but increased to \$13 million by interest on bonds, houses facilities for basketball, indoor track, swimming, wrestling and gymnastics, as well as State Fair functions and a host of other activities.

The basketball arena is above and the athletic offices are located under the south stands along with basketball locker areas. Dressing areas for track, wrestling, swimming and gymnastics as well as a practice area for wrestling are situated under the west stands at the left end of the arena.

NU SPORTS



NEBRASKA'S LARGEST CROWD—14,273

COMPLEX ARENA




Feb. 12, 1977

Nebraska 60, Missouri 58



Built in 1926, Nebraska had an overall mark of 328-184 in The Coliseum.
Nebraska's last game in The Coliseum was on March 6, 1976, as the Huskers beat Iowa State 82-66.



NEBRASKA'S COLISEUM

(1926-1975)

FACTS ABOUT THE UNIVERSITY OF NEBRASKA

A Brief History—

The University of Nebraska, now an institution of three major components—the University of Nebraska—Lincoln, the University of Nebraska at Omaha and University of Nebraska Medical Center, Omaha—and a collection of agricultural experiment stations and related offices across the state, was chartered by the Nebraska Legislature in 1869 and held its first classes in 1871 in a 3-story brick building on the outskirts of Lincoln.

At its chartering, the University was committed to instruct in agriculture, the “mechanic arts,” and military tactics by the terms of the Land-Grant College Act of 1862 to which the Legislature subscribed. These special endeavors, however, were made parts of the total University program with the result that Nebraska, unlike some of its neighbors, has had but one major institution of higher education.

The early years were fraught with internal ideological conflicts, with financial problems and with shortages of collegiate students. The University not only survived without interruption, it managed to establish the first program of graduate education west of the Mississippi in the mid-1880s. By 1909 it had attained membership in the select Association of American Universities, a tribute to the high quality of its faculty and scholastic programs.

The University of Nebraska—Lincoln now has 10 Colleges, plus three Schools and many other programs. Thirty-nine doctoral level, 61 masters, 110 undergraduate and 15 pre-professional areas of study are offered.

Lack of financial support forced the University in 1888 to close the Medical College it had opened in Lincoln five years earlier. In 1902, the University reentered the field of medical education, taking over the Omaha Medical College. This became the University of Nebraska Medical Center in Omaha.

Since the adoption of the Nebraska constitution in 1875, the University has been governed by an elected Board of Regents. In 1968, pursuant to legislative action and a city-wide election in Omaha, the Board of Regents was made responsible for governance of the former municipal University of Omaha, renamed the University of Nebraska at Omaha. In 1970, the number of regents was increased from six to eight. This number was increased again in 1974, when a representative of the student body from each of the three campuses became a non-voting member.

In 1971, the chief executive officer of the University was given the title of President. The executive heads of the three components, the University of Nebraska—Lincoln, the University of Nebraska at Omaha, and the University of Nebraska Medical Center, were accorded the titles of Chancellor and Vice President.

Points of Interest on Campus—

Museum—The University of Nebraska State Museum has an outstanding collection of fossil mammals and is world renowned for its Elephant Hall. There are galleries of health science, Nebraska wildlife, zoology, geology and anthropology. In addition to its exhibits on three floors of Morrill Hall at 14th and U, the museum has extensive research collections in Nebraska Hall.

Art—The Sheldon Memorial Art Gallery has one of the finest collections on a university campus. Its sculpture garden is also one of the finest in the nation.

Music—School of Music students and faculty perform regularly in Kimball Recital Hall and throughout the state. There is an active schedule of concerts by

University choral and instrumental groups, musical theatre productions and a wide range of musical and dance events by visiting artists. The Weekend With Music is an annual highlight.

Theatre—During the school year there are periodic performances by the University company in Howell Memorial Theatre. A repertory group performs throughout the summer months.

Nebraska Union—This social center of the campus provides a variety of food service facilities and relaxation areas for students and visitors to the campus. It houses the placement center and offices for student organizations. Facilities include book store, bowling alley, pool hall, game rooms, TV rooms, record rooms, study rooms, meeting rooms and ballrooms for large meetings and social events. A new Union has been built on East Campus.

Carillon Tower—Built in 1948, the gift of alumnus Ralph S. Mueller, the tower has become a symbol of the NU Lincoln campus. It houses a 2½ octave electronic English bells carillon, played on ceremonial occasions from a keyboard.

Historical Museum—The State Historical Society has its museum and library on the campus. It features Nebraska lore dating from early Indian relics.

Center for Continuing Education—Conference and hotel facilities at 33rd and Holdrege provide a site for hundreds of adult and youth meetings each year. Continuing education programs are planned by a professional staff. The Center was financed through a grant from the Kellogg Foundation and by public subscription.

Planetarium—Public sky shows are presented daily during the summer and on weekends during the school year. Special shows are also given to University classes and visiting school groups.

THE COLLEGES

FACULTY

Name and date established as an independent school.	Enrollment (Fall 1976)	Full-time Equivalent (Budgeted) 1,198
		ENROLLMENT DATA (1976)
Agriculture (1872)	1,657	Undergraduate 16,760
Architecture (1973)	471	Professional 750
Arts & Sciences (1871)	4,826	Graduate 3,493
Business Administration (1919)	2,492	Extension 1,176
Dentistry (1919)	302	Nebraska Residents 19,667
Engineering & Technology (1973)	1,577	Out-of-State Residents 1,995
Graduate (1909)	3,493	Foreign Students 517
Home Economics (1970)	1,102	Men 12,932
Law (1891)	448	Women 9,247
Teachers (1908)	2,860	
Division of Continuing Studies	1,176	DEGREES GRANTED (1975-76)
Undeclared	1,473	Undergraduate 2,746
Visiting Students	302	Professional 211
Total	22,179	Graduate 901
		Total 3,858

DEGREES GRANTED SINCE FOUNDING
114,153

General Information

University of Nebraska Foundation—The University of Nebraska Foundation is a legally incorporated non-profit organization chartered under Nebraska law. Through its solicitation and investment programs, it provides between \$2 and \$3 million in benefits annually for the University. Among the benefits are: \$750,000 in scholarships and fellowships; \$300,000 in research equipment and support; \$200,000 in support of professorships, and \$100,000 in support of art, museum and library acquisitions. Approximately 18,000 gifts are received by the Foundation each year. Its assets are nearly \$26 million.

Alumni Association—The Nebraska Alumni Association maintains biographical records on all graduates and former students. It publishes the bi-monthly Nebraska Alumnus magazine and the Alumni Sports Reporter for Association members. The Association consists of 101,000 alumni living throughout the world and has a paid membership of 13,000.

Division of Continuing Studies—The University Division of Continuing Studies operates the largest university based independent study program in the U.S., offering college and high school courses. A Class A high school diploma can be obtained. It also provides on-campus night classes and field classes out-state for credit; non-credit conferences and institutes, and instructional media services.

Research—Research is conducted at the University in agriculture, education, business, engineering, law, health sciences, home economics, biographical, physical and social sciences and humanities. Total support of \$8.3 million includes funds from a variety of federal agencies.

Financial Aid—In 1975-76 student financial aid totalled \$2 million from scholarships and grants (\$450,000 from University funds), \$4.4 million in loans (National Defense and Federally Insured loans) and \$3.6 million from student employment (work-study and University part-time work). Information on aid can be obtained from the Office of Scholarships and Financial Aid, 113 Administration Building.



BIG EIGHT SERIES HISTORY

Key: (H)—Home Games, (A)—Away, (B)—Big 8 Tournament, (OT)—Overtime

IOWA STATE SERIES RECORD

Games: 162 Won by Nebraska—96 Won by Iowa State—66

Games in the Coliseum: 51 Won by Nebraska—38 Won by Iowa State—15
Games in the Sports Complex: 1 Won by Nebraska—1 Won by Iowa State—0

Year	Neb.	ISU	Year	Neb.	ISU	Year	Neb.	ISU
1908-09	42	20	1929-30	32	22 (A)	1954-55	76	63 (H)
	40	21		62	50 (H)		75	82 (A)
	16	22	1930-31	31	19 (H)	1955-56	(OT) 69	71 (H)
	31	17		28	42 (A)		74	94 (A)
1909-10	24	21	1931-32	28	24 (A)	1956-57	69	89 (B)
	29	26		32	33 (H)		47	59 (A)
	23	34	1932-33	25	30 (H)	1957-58	67	58 (H)
	17	18		43	16 (A)		51	61 (B)
1910-11	41	20	1933-34	37	31 (A)	1958-59	52	57 (H)
	31	33		26	21 (H)		63	78 (A)
	27	31	1934-35	32	31 (H)	1959-60	52	49 (H)
	22	19		14	22 (A)		56	59 (A)
1911-12	33	12	1935-36	40	41 (A)	1960-61	53	57 (A)
	40	14		49	20 (H)		69	49 (H)
	31	21	1936-37	45	33 (H)	1961-62	58	66 (H)
	31	12		48	31 (A)		62	68 (A)
1912-13	29	12	1937-38	35	32 (A)	1962-63	72	84 (A)
	16	10		50	23 (H)		66	79 (H)
	28	8	1938-39	51	44 (H)	1963-64	68	82 (B)
	24	12		28	41 (A)		69	83 (A)
1913-14	15	9	1939-40	44	28 (H)	1964-65	54	75 (H)
	16	3		33	40 (A)		55	52 (A)
	24	16	1940-41	38	35 (A)	1965-66	57	55 (H)
	41	13		41	36 (H)		62	69 (B)
1914-15	32	15	1941-42	33	39 (A)	1966-67	88	79 (H)
	25	12		39	31 (H)		69	65 (A)
	24	12	1942-43	38	50 (A)	1967-68	76	74 (A)
	11	25		51	36 (H)		81	70 (H)
1915-16	35	21	1943-44	24	56 (H)	1968-69	94	82 (H)
	31	14		37	58 (A)		76	55 (A)
	23	14	1944-45	38	50 (H)	1969-70	70	85 (A)
	29	17		45	47 (A)		(OT) 92	93 (H)
1916-17	7	19	1945-46	39	57 (A)	1970-71	(OT) 93	99 (A)
	17	24		45	57 (H)		(OT) 74	75 (H)
	22	24	1946-47	54	51 (B)	1971-72	74	66 (B)
	24	21		44	61 (A)		70	72 (A)
1920-21	30	38	1947-48	54	56 (H)	1972-73	87	81 (H)
	33	16		44	55 (A)		84	62 (H)
	37	11	1948-49	62	57 (H)	1973-74	69	67 (A)
	21	14		71	50 (H)		76	71 (H)
1921-22	7	26	1949-50	44	41 (A)	1974-75	67	76 (A)
	21	15		85	67 (B)		64	75 (B)
	17	21	1950-51	64	46 (H)	1975-76	60	81 (A)
	18	16		56	54 (A)		76	82 (H)
1923-24	27	14	1951-52	51	49 (H)	1976-77	(3OT) 91	88 (H)
	37	17 (H)		51	67 (A)		58	76 (A)
	28	13 (A)	1952-53	66	75 (B)	1977-78	75	62 (H)
	18	13 (H)		72	78 (A)		69	82 (A)
1925-26	27	12 (A)	1953-54	75	53 (H)	1978-79	66	56 (A)
	35	19		83	79 (B)		82	66 (H)
	24	26	1954-55	60	78 (H)	1979-80	75	55 (B)
	37	26 (H)		66	93 (A)		49	48 (A)
1927-28	32	26 (A)	1956-57	74	60 (A)	1980-81	66	51 (H)
	45	39 (H)		78	65 (H)		Total	7,625
	33	37 (A)						

KANSAS STATE SERIES RECORD

Games: 144 Won by Nebraska—60 Won by Kansas State—84

Games in the Coliseum: 51 Won by Nebraska—30 Won by Kansas State—21
Games in the Sports Complex: 1 Won by Nebraska—0 Won by Kansas St.—1

Year	Neb.	KSU	Year	Neb.	KSU	Year	Neb.	KSU
1905-06	50	14	1938-39	38	43 (A)	1959-60	63	71 (B)
1907-08	36	18		42	34 (H)		70	60 (H)
1908-09	38	31	1939-40	25	32 (A)		74	83 (A)
1909-10	16	27		61	28 (H)	1960-61	67	77 (H)
	17	28	1940-41	33	23 (H)		56	75 (A)
1911-12	26	25		32	35 (A)	1961-62	48	60 (B)
1912-13	27	16	1941-42	44	38 (H)		53	72 (A)
1914-15	26	19		35	38 (A)		60	84 (H)
	26	20	1942-43	41	32 (A)	1962-63	53	66 (A)
1915-16	21	20		(OT) 50	47 (H)		60	72 (H)
	26	25	1943-44	54	47 (H)	1963-64	78	100 (B)
1916-17	13	45		37	40 (A)		66	73 (H)
	10	34	1944-45	* 46	49		48	50 (A)
1917-18	31	23		48	70 (A)	1964-65	62	57 (A)
	16	26		47	55 (H)		67	79 (H)
1918-19	32	34	1945-46	* 62	47	1965-66	82	71 (A)
	21	30		44	37 (H)		79	69 (H)
1921-22	25	24		49	54 (A)	1966-67	81	98 (B)
	21	13	1946-47	54	63 (A)		67	59 (A)
1922-23	21	15		54	50 (H)		79	71 (H)
	14	17	1947-48	45	64 (H)	1967-68	66	62 (B)
1923-24	27	14		49	56 (A)		62	78 (A)
	23	26	1948-49	34	48 (B)		92	68 (H)
1924-25	23	11 (A)		70	48 (H)	1968-69	72	95 (A)
	32	20 (H)		28	53 (A)		88	71 (H)
1925-26	26	41 (A)	1949-50	65	63 (H)	1969-70	64	71 (H)
	21	28 (H)		60	63 (A)		62	79 (A)
1926-27	23	34	1950-51	53	72 (B)	1970-71	69	70 (A)
	26	24		50	79 (H)		87	71 (H)
1927-28	24	29 (H)		48	74 (A)	1971-72	61	60 (H)
	22	28 (A)	1951-52	67	87 (B)		(ot) 76	81 (A)
1928-29	21	30 (A)		36	71 (A)	1972-73	55	82 (H)
	62	45 (H)		60	75 (H)		70	97 (A)
1929-30	41	39 (A)	1952-53	80	67 (H)	1973-74	47	68 (B)
	42	46 (H)		80	108 (A)		65	73 (H)
1930-31	37	31 (A)	1953-54	78	74 (B)		58	54 (A)
	30	32 (H)		88	75 (H)	1974-75	53	80 (B)
1931-32	20	32 (A)		70	91 (A)		74	61 (H)
	32	26 (H)	1954-55	69	59 (H)		64	65 (A)
1932-33	31	25 (H)		62	79 (A)	1975-76	65	59 (A)
	30	36 (A)	1955-56	51	79 (B)		53	65 (H)
1933-34	24	25 (A)		52	66 (H)	1976-77	52	57 (H)
	38	31 (H)		50	73 (A)		62	67 (A)
1934-35	41	47 (A)	1956-57	53	89 (A)	Total	6,928	7,549
	28	21 (H)		56	81 (H)			
1935-36	43	30 (H)	1957-58	57	88 (B)			
	40	32 (A)		59	74 (A)			
1936-37	41	38 (A)		55	48 (H)			
	40	37 (H)	1958-59	43	50 (H)			
1937-38	46	32 (H)		54	76 (A)			
	29	41 (A)						

* at Kansas City, Mo.

OKLAHOMA SERIES RECORD

Games: 125 Won by Nebraska—59 Won by Oklahoma—66

Games in the Coliseum: 50 Won by Nebraska—27 Won by Oklahoma—23
Games in the Sports Complex: 1 Won by Nebraska—0 Won by Oklahoma—1

Year	Neb.	O.U.	Year	Neb.	O.U.	Year	Neb.	O.U.
1920-21	34	20	1944-45	37	44 (H)	1964-65	82	89 (A)
	32	21		45	48 (A)		67	63 (H)
1921-22	21	29	1945-46	48	70 (A)	1965-66	92	79 (B)
	39	34		44	51 (H)		86	78 (H)
1922-23	25	19	1946-47	52	63 (B)		85	81 (A)
	25	31		44	41 (H)	1966-67	87	99 (A)
1923-24	35	21		49	63 (A)		97	78 (H)
	20	32	1947-48	57	79 (A)	1967-68	75	65 (B)
1924-25	23	18 (A)		74	81 (H)		110	90 (H)
	31	17 (H)	1948-49	45	47 (A)		89	83 (A)
1926-27	37	29		49	56 (H)	1968-69	70	47 (B)
	36	26		* 57	56		90	83 (H)
1927-28	36	38 (H)	1949-50	57	55 (A)		70	64 (A)
	28	43 (A)		48	64 (H)	1969-70	70	60 (A)
1928-29	20	29 (A)	1950-51	49	72 (A)		79	66 (H)
	34	39 (H)		46	44 (H)	1970-71	67	79 (A)
1929-30	35	30 (H)	1951-52	67	66 (H)		56	65 (H)
	47	37 (A)		59	65 (A)	1971-72	84	68 (B)
1930-31	36	30 (A)	1952-53	59	53 (A)		77	70 (H)
	41	30 (H)		70	78 (H)	1972-73	70	72 (A)
1931-32	34	37 (H)	1953-43	70	86 (B)		74	67 (H)
	32	46 (A)		76	72 (H)		59	67 (A)
1932-33	35	39 (A)		68	76 (A)	1973-74	63	58 (H)
	27	38 (H)	1954-55	75	67 (H)		68	85 (A)
1933-34	36	44 (H)		76	78 (A)	1974-75	75	64 (B)
	23	53 (A)	1955-56	(OT) 68	61 (A)		68	61 (A)
1934-35	32	38 (A)		(OT) 64	63 (H)		(OT) 57	65 (H)
	32	24 (H)	1956-57	53	55 (A)	1975-76	75	53 (B)
1935-36	40	33 (A)		64	55 (H)		68	67 (H)
	55	28 (H)	1957-58	57	54 (H)		60	65 (A)
1936-37	31	34 (H)		39	66 (A)	1976-77	66	56 (B)
	33	29 (A)	1958-59	60	43 (B)		58	65 (H)
1937-38	48	50 (A)		48	54 (A)		62	72 (A)
	52	42 (H)		54	65 (H)	Total	6,806	6,948
1938-39	39	56 (A)	1959-60	54	63 (A)			
	45	53 (H)		49	50 (H)			
1939-40	41	56 (H)	1960-61	58	69 (A)			
	28	45 (A)		83	61 (H)			
1940-41	29	40 (H)	1961-62	57	56 (H)			
	43	42 (A)		71	69 (A)			
1941-42	29	37 (A)	1962-63	93	86 (B)			
	41	46 (H)		77	84 (A)			
1942-43	32	56 (H)		75	77 (H)			
	48	65 (A)	1963-63	66	75 (B)			
1943-44	35	45 (A)		76	69 (H)			
	32	43 (H)		76	82 (A)			

* NCAA Playoff at
Kansas City, Mo.

COLORADO SERIES RECORD

Games: 77 Won by Nebraska—33 Won by Colorado—44

Games in the Coliseum: 30 Won by Nebraska—22 Won by Colorado—8
Games in the Sports Complex: 1 Won by Nebraska—1 Won by Colorado—0

Year	Neb.	C.U.	Year	Neb.	C.U.	Year	Neb.	C.U.
1902-03	28	12	1956-57	74	52 (H)	1967-68	87	73 (H)
1919-20	27	16		56	60 (A)		73	76 (A)
	24	17	1957-58	50	41 (H)	1968-69	81	83 (A)
1937-38	29	18 (H)		52	54 (A)		79	65 (H)
1947-48	59	55 (A)	1958-59	50	54 (B)	1969-70	60	72 (B)
	58	53 (H)		50	57 (H)		60	56 (H)
1948-49	45	43 (H)		62	61 (H)		59	76 (A)
	56	45 (A)	1959-60	55	64 (B)	1970-71	77	67 (B)
1949-50	37	67 (B)		57	62 (A)		65	63 (A)
	59	72 (A)		54	58 (H)		85	71 (H)
	59	49 (H)	1960-61	65	61 (H)	1971-72	67	55 (H)
1950-51	45	51 (A)		51	66 (A)		57	67 (A)
	58	45 (H)	1961-62	56	58 (H)	1972-73	59	67 (A)
1951-52	63	68 (B)		63	74 (A)		83	71 (A)
	63	61 (H)	1962-63	47	59 (B)	1973-74	84	65 (A)
	65	67 (A)		47	75 (H)		65	42 (H)
1952-53	53	67 (B)		51	80 (A)	1974-75	85	59 (H)
	80	65 (A)	1963-64	58	80 (B)		61	62 (A)
	78	86 (H)		52	60 (H)	1975-76	86	64 (A)
1953-54	67	75 (H)		73	89 (A)		80	61 (H)
	58	83 (A)	1964-65	62	70 (B)	1976-77	50	55 (B)
1954-55	47	89 (B)		52	67 (A)		69	54 (H)
	84	77 (H)		66	59 (H)		73	62 (A)
	66	77 (A)	1965-66	70	63 (H)	Total	4,696	4,837
1955-56	63	78 (H)		88	95 (A)			
	52	77 (H)	1966-67	66	73 (B)			
				84	80 (H)			
				57	64 (A)			

OKLAHOMA STATE SERIES RECORD

Games: 56 Won by Nebraska—33 Won by Oklahoma State—23

Games in the Coliseum: 20 Won by Nebraska—15 Won by Oklahoma State—5
Games in the Sports Complex: 1 Won by Nebraska—1 Won by Okla. St.—0

Year	Neb.	OSU	Year	Neb.	OSU	Year	Neb.	OSU
1926-27	24	27 (A)	1963-64	54	53 (H)	1971-72	64	56 (B)
	35	25 (H)		45	81 (A)		73	59 (H)
1927-28	21	32 (H)	1964-65	61	74 (B)		64	63 (A)
	43	47 (A)		54	93 (A)	1972-73	73	75 (B)
1935-36	* 19	36		53	55 (H)		55	68 (H)
1947-48	46	47 (B)	1965-66	45	41 (A)		76	64 (A)
1948-49	** 35	52		85	64 (H)	1973-74	69	62 (B)
1958-59	55	48 (B)	1966-67	73	64 (B)		66	79 (A)
	47	44 (H)		67	57 (A)		71	63 (H)
	39	54 (A)		88	71 (H)	1974-75	73	58 (H)
1959-60	47	52 (A)	1967-68	48	46 (B)		59	58 (A)
	54	47 (H)		63	62 (A)	1975-76	56	49 (B)
1960-61	70	61 (B)		82	73 (H)		52	48 (A)
	47	55 (A)	1968-69	52	76 (H)		60	54 (H)
	61	65 (H)		63	72 (A)	1976-77	66	54 (H)
1961-62	52	51 (B)	1969-70	58	81 (A)		60	62 (A)
	57	56 (H)		61	55 (H)	Total	3,203	3,252
	64	65 (A)	1970-71	71	58 (B)			
1962-63	41	51 (A)		80	59 (H)			
	49	48 (H)		57	55 (A)			

* Pre-Olympic at Kansas City, Mo.

** NCAA Playoff at Kansas City, Mo.

MISSOURI SERIES RECORD

Games: 138 Won by Nebraska—65 Won by Missouri—73

Games in the Coliseum: 51 Won by Nebraska—31 Won by Missouri—20
Games in the Sports Complex: 1 Won by Nebraska—1 Won by Missouri—0

Year	Neb.	M.U.	Year	Neb.	M.U.	Year	Neb.	M.U.
1907-08	43	31	1938-39	41	54 (A)	1957-58	54	55 (A)
1908-09	24	26		36	46 (H)		67	62 (H)
1910-11	26	39	1939-40	33	46 (A)	1958-59	81	69 (H)
	19	16		40	41 (H)		81	79 (A)
	30	23	1940-41	40	29 (H)	1959-60	78	67 (B)
1916-17	20	23		38	36 (A)		61	69 (A)
	16	18	1941-42	51	45 (H)		64	59 (H)
	7	18		41	40 (A)	1960-61	90	72 (B)
1917-18	8	16	1942-43	39	36 (A)		62	48 (H)
1918-19	35	25		56	50 (H)	1961-62	76	97 (A)
	28	13	1943-44	32	36 (H)		65	63 (A)
	28	26		29	44 (A)		63	81 (H)
	21	14	1944-45	41	47 (H)	1962-63	61	69 (H)
1921-22	31	46		54	55 (A)		72	84 (A)
	16	55	1945-46	54	63 (A)	1963-64	74	69 (H)
1922-23	18	33		44	42 (A)		60	78 (A)
	23	39		42	39 (H)	1964-65	74	92 (H)
1923-24	24	18	1946-47	41	47 (A)		66	84 (A)
	31	11		49	60 (H)	1965-66	(OT) 69	67 (B)
1924-25	20	25 (A)	1947-48	46	44 (B)		82	60 (H)
	24	21 (H)		54	66 (H)		71	53 (A)
1925-26	24	26 (H)		41	47 (A)	1966-67	99	82 (H)
	22	24 (A)	1948-49	50	52 (B)		80	73 (A)
1926-27	35	23		47	46 (H)	1967-68	75	66 (H)
	27	22		52	48 (A)		70	91 (A)
1927-28	15	36 (A)	1949-50	50	41 (H)	1968-69	76	70 (B)
	36	26 (H)		55	48 (A)		87	71 (H)
1928-29	25	30 (H)	1950-51	54	52 (B)		60	79 (A)
	39	33 (A)		54	52 (H)	1969-70	60	48 (H)
1929-30	21	27 (A)		57	68 (A)		63	80 (A)
	34	31 (H)	1951-52	55	60 (H)	1970-71	81	72 (H)
1930-31	42	32 (H)		53	68 (A)		65	77 (A)
	20	33 (A)	1952-53	73	62 (H)	1971-72	64	76 (B)
1931-32	18	30 (A)		59	66 (A)		65	80 (A)
	28	32 (H)	1953-54	67	72 (B)		54	61 (H)
1932-33	33	37 (A)		80	72 (H)	1972-73	65	78 (H)
	31	39 (H)		67	82 (A)		70	86 (A)
1933-34	26	36 (A)	1954-55	58	75 (B)	1973-74	75	58 (H)
	34	27 (H)		59	67 (A)		88	87 (A)
1934-35	31	32 (A)		73	76 (H)	1974-75	74	88 (A)
	21	23 (H)	1955-56	66	71 (B)		80	77 (H)
1935-36	31	26 (H)		83	77 (H)	1975-76	57	62 (H)
	43	33 (A)		80	88 (A)		(OT) 84	95 (A)
1936-37	31	22 (A)	1956-57	70	65 (B)	1976-77	63	76 (A)
	50	21 (H)		84	65 (A)		60	58 (H)
1937-38	18	27 (H)		53	49 (H)	Total	7,174	7,105
	30	38 (A)						

* at Kansas City, Mo.

KANSAS SERIES RECORD

Games: 168 Won by Nebraska—53* Won by Kansas—115

Games in the Coliseum: 52 Won by Nebraska—18 Won by Kansas—34
Games in the Sports Complex: 1 Won by Nebraska—1 Won by Kansas—0

Year	Neb.	K.U.	Year	Neb.	K.U.	Year	Neb.	K.U.
1897-1898*			1930-31	31	30 (A)	1958-59	55	63 (H)
1899-1900	48	8 (H)		29	34 (H)		50	66 (A)
1901-02	35	29 (A)	1931-32	31	34 (H)	1959-60	47	60 (H)
1902-03	23	19 (H)		19	51 (A)		74	79 (A)
1905-06	17	37 (H)	1932-33	29	32 (A)	1960-61	53	78 (B)
1906-07	32	19 (A)		20	34 (H)		33	38 (H)
1907-08	20	17 (A)	1933-34	24	21 (H)		69	68 (A)
	23	21 (A)		24	25 (A)	1961-62	68	69 (B)
	26	28 (H)	1934-35	21	32 (A)		69	67 (A)
	25	28 (H)		24	32 (H)		70	73 (H)
1908-09	17	36 (A)	1935-36	23	45 (A)	1962-63	53	72 (A)
	13	48 (A)		36	43 (H)		39	45 (H)
	13	18 (H)	1936-37	22	27 (A)	1963-64	48	74 (A)
	** 22	28		37	32 (H)		55	64 (H)
	** 15	24	1937-38	33	48 (A)	1964-65	56	66 (H)
	32	29 (A)		47	50 (H)		62	71 (A)
1909-10	17	33 (A)	1938-39	48	37 (H)	1965-66	61	71 (B)
	16	40 (A)		46	49 (A)		83	75 (H)
	20	40 (H)	1939-40	24	40 (A)		73	110 (A)
	13	40 (H)		41	48 (H)	1966-67	58	84 (A)
1910-11	15	11 (A)	1940-41	38	44 (A)		57	64 (H)
	12	37 (A)		53	55 (H)	1967-68	60	71 (A)
	34	24 (H)	1941-42	32	51 (H)		76	69 (H)
	38	26 (H)		30	58 (A)	1968-69	56	82 (B)
1911-12	30	26 (A)	1942-43	24	56 (H)		52	56 (H)
	49	21 (H)		33	52 (A)		73	79 (A)
	29	28 (H)	1943-44	27	51 (A)	1969-70	78	73 (B)
	30	27 (A)		47	56 (H)		84	73 (H)
1912-13	40	26 (H)	1944-45	33	48 (A)		87	100 (A)
	18	16 (A)		59	45 (H)	1970-71	52	72 (B)
	*** 24	30	1945-46	44	56 (H)		67	81 (H)
1914-15	17	45 (A)		30	72 (A)		54	59 (A)
	23	30 (A)	1946-47	48	46 (H)	1971-72 (OT)	55	57 (A)
1915-16	34	33 (H)		37	69 (A)		99	78 (H)
	40	27 (H)	1947-48	60	64 (B)	1972-73	74	72 (B)
1916-17	21	19 (A)		61	57 (A)		59	46 (A)
	10	30 (A)		70	64 (H)		62	59 (H)
1917-18	24	23 (H)	1948-49	52	34 (H)	1973-74	66	75 (B)
	25	31 (H)		49	39 (A)		64	79 (A)
1918-19	7	31 (A)	1949-50	57	56 (H)		46	51 (H)
	29	24 (A)		36	49 (A)	1974-75	62	83 (B)
1921-22	15	25 (H)	1950-51	47	63 (B)		44	72 (A)
	18	41 (A)		41	66 (A)	(2OT)	77	79 (H)
1922-23	20	30 (A)		52	61 (H)	1975-76	66	69 (B)
	15	36 (H)	1951-52	66	69 (H)		57	54 (H)
1923-24	18	19 (A)		52	90 (A)		62	58 (A)
	10	13 (H)	1952-53	66	71 (B)	1976-77	60	57 (H)
1924-25	20	25 (H)		59	65 (H)		66	74 (A)
	20	28 (A)		58	77 (A)		**** 58	61 (A)
1925-26	14	25 (H)	1953-54	68	79 (A)	Total	7,025	8,198
	17	30 (A)		62	67 (H)			
1926-27	27	24 (A)	1954-55	66	69 (B)			
	25	34 (H)		66	62 (H)			
1927-28	27	33 (A)		66	55 (A)			
	32	28 (H)	1955-56	56	80 (A)			
1928-29	30	29 (H)		56	60 (H)			
	37	31 (A)	1956-57	54	69 (H)			
1929-30	20	27 (A)		60	87 (A)			
	35	36 (H)	1957-58	46	102 (A)			
				43	41 (H)			

* KU doesn't count the 1897-98 game
** at Kansas City, Kan.
*** at Manhattan, Kan.
**** Postseason Playoff

NON CONFERENCE SERIES HISTORY

Key: (H)—Home Games, (A)—Away Games

CREIGHTON SERIES RECORD

Games: 7 Won by Nebraska—3 Won by Creighton—4

Games in the Coliseum: 2 Won by Nebraska—0 Won by Creighton—2

Year	Neb.	CU	Year	Neb.	CU	Year	Neb.	CU
1922-23	24	46	1925-26	20	15(A)	1931-32	18	47(A)
1923-24	25	21		11	15(H)		26	28(H)
1924-25	15	11(A)						

SOUTH DAKOTA SERIES RECORD

Games: 32 Won by Nebraska—27 Won by South Dakota—5

Games in the Coliseum: 24 Won by Nebraska—22 Won by South Dakota—2

Year	Neb.	SD	Year	Neb.	SD	Year	Neb.	SD
1910-11	30	25	1937-38	44	28(H)	1949-50	47	40(H)
1919-20	41	12	1938-39	44	30(H)	1950-51	74	49(H)
	33	12	1939-40	39	15(H)	1951-52	82	59(H)
1920-21	39	13	1940-41	39	40(A)	1952-53	65	53(H)
1925-26	19	20(H)	1941-42	48	28(H)	1953-54	70	53(H)
1928-29	36	25(H)	1942-43	30	40(A)	1954-55	87	51(H)
	46	28(H)	1943-44	41	31(H)	1964-65	74	63(H)
1930-31	18	17(A)	1945-46	52	29(H)	1965-66	77	60(H)
1931-32	26	41(H)	1946-47	68	37(H)	1967-68	93	61(H)
1935-36	48	27(H)	1947-48	65	38(H)	1975-76	72	59(H)
1936-37	31	33(A)	1948-49	72	50(H)			

MINNESOTA SERIES RECORD

Games: 47 Won by Nebraska—8 Won by Minnesota—39

Games in the Coliseum: 12 Won by Nebraska—3 Won by Minnesota—9
Games in the Sports Complex: 1 Won by Nebraska—0 Won by Minnesota—1

Year	Neb.	MU	Year	Neb.	MU	Year	Neb.	MU
1901-02	9	52	1912-13	11	20	1941-42	32	56(A)
1902-03	14	41	1913-14	21	16	1943-44	21	40(A)
1903-04	21	42		14	9		32	45(H)
1904-05	22	21	1914-15	18	22	1944-45	54	55(H)
	28	25		9	23	1945-46	30	55(A)
1906-07	19	20	1931-32	24	32(A)	1946-47	58	66(H)
	18	20	1932-33	25	27(A)	1947-48	59	63(A)
1908-09	17	24		22	32(H)	1948-49	52	61(H)
	21	39	1933-34	16	32(A)	1950-51	41	55(A)
	26	28	1934-35	26	24(H)	1951-52	55	63(H)
	20	29	1935-36	41	24(A)	1952-53	62	71(A)
1909-10	14	33	1936-37	29	24(H)	1953-54	64	75(H)
	9	27	1937-38	28	33(A)	1958-59	57	78(A)
1910-11	10	25	1938-39	37	66(H)	1959-60	76	66(H)
	15	40	1939-40	37	61(A)	1976-77	58	66(H)
1911-12	15	40	1940-41	36	43(H)			

NEVADA-RENO SERIES RECORD

Games: 1 Won by Nebraska—1 Won by Nevada-Reno—0

Games in the Coliseum: 1 Won by Nebraska—1 Won by Nevada-Reno—0

Year	Neb.	NR
1970-71	116	71(H)

MONTANA STATE SERIES RECORD

Games: 3 Won by Nebraska—1 Won by Montana State—2

Games in the Coliseum: 2 Won by Nebraska—1 Won by Montana St.—1

Year	Neb.	MS
1929-30	30	61(H)
1958-59	75	43(H)
1959-60	58	64(A)



BIG EIGHT SERIES RECORDS

Nebraska vs. Colorado—

Consecutive wins (year ended): Nebraska 8 (1949-50, first eight games of series); Colorado 11 (1964-65).

Points scored: Nebraska 88, at Boulder, Mar. 5, 1966; Colorado 95, at Boulder, Mar. 5, 1966.

Combined score: 183, Colorado 95, Nebraska 88, at Boulder, Mar. 5, 1966.

Winning margin: Nebraska 26, in Lincoln, Jan. 25, 1975 (85-59); Colorado 42, at Big 8 Tournament, Dec. 29, 1954 (89-47).

Nebraska vs. Iowa State—

Consecutive wins (year ended): Nebraska 9 (1914-15); Iowa State 7 (1962-63).

Points scored: Nebraska 94, in Lincoln, Feb. 11, 1967; Iowa State 99, at Ames, Jan. 25, 1969.

Combined score: 192, Iowa State 99, Nebraska 93, at Ames, Jan. 25, 1969.

Winning margin: Nebraska 29, in Lincoln, Feb. 15, 1936 (49-20); Iowa State 32, in Lincoln, Jan. 8, 1944 (58-35).

Nebraska vs. Kansas—

Consecutive wins (year ended): Nebraska 8 (1912-13); Kansas 12 (twice, 1944-45, 1954-55).

Points scored: Nebraska 99, in Lincoln, Feb. 19, 1972; Kansas 110, at Lawrence, Feb. 26, 1966.

Combined score: 187, Kansas 100, Nebraska 87, at Lawrence, Feb. 17, 1970.

Winning margin: Nebraska 40, in Lincoln, Mar. 2, 1900 (48-8, first game of series); Kansas 56, at Lawrence, Feb. 8, 1958 (102-46).

Nebraska vs. Kansas State—

Consecutive wins (year ended): Nebraska 6 (1937-38); Kansas State 11 (1964-65).

Points scored: Nebraska 92, in Lincoln, Feb. 10, 1968; Kansas State 108, at Manhattan, Mar. 10, 1953.

Combined score: 188, Kansas State 108, Nebraska 80, at Manhattan, Mar. 10, 1953.

Winning margin: Nebraska 36, 1905-06 (50-14, first game of series); Kansas State 36, at Manhattan, Feb. 4, 1957 (89-53).

Nebraska vs. Missouri—

Consecutive wins (year ended): Nebraska 6 (three times, 1943-44, 1950-51, 1967-68); Missouri 6 (three times, 1933-34, 1940-41, 1973-74).

Points scored: Nebraska 99, in Lincoln, Jan. 28, 1967; Missouri 97, at Columbia, Mar. 6, 1961.

Combined score: 181, Nebraska 99, Missouri 82, in Lincoln, Jan. 28, 1967.
Winning margin: Nebraska 29, in Lincoln, Feb. 19, 1937 (50-21); Missouri 39, 1921-22 (55-16).

Nebraska vs. Oklahoma—

Consecutive wins (year ended): Nebraska 9 (1970-71); Oklahoma 11 (1946-47).
Points scored: Nebraska 110, in Lincoln, Jan. 27, 1968; Oklahoma 99, at Norman, Jan. 9, 1967.
Combined score: 200, Nebraska 110, Oklahoma 90, in Lincoln, Jan. 27, 1968.
Winning margin: Nebraska 27, in Lincoln, Feb. 24, 1936 (55-28); Oklahoma 30, at Norman, Feb. 17, 1934 (53-23).

Nebraska vs. Oklahoma State—

Consecutive wins (year ended): Nebraska 8 (1968-69); Oklahoma State 6 (1958-59).
Points scored: Nebraska 88, in Lincoln, Mar. 6, 1967; Oklahoma State 93, at Stillwater, Jan. 9, 1965.
Combined score: 159, Nebraska 88, Oklahoma State 71, in Lincoln, Mar. 6, 1967.
Winning margin: Nebraska 21, in Lincoln (twice), Mar. 7, 1966 (85-64), Jan. 30, 1971 (80-59); Oklahoma State 39, at Stillwater, Jan. 9, 1965 (93-54).

GOOD ENSHRINED IN CITIZENS HALL OF FAME


Harry Good, Nebraska basketball coach from 1947-54, was cited in 1975 for the Citizens Savings Hall College Basketball Hall of Fame.

Good's career spanned 27 years and he won 306 games and lost 191 for a winning percentage of .631.

With the Hall of Fame honor, Good joins other famous basketball coaches such as Henry Iba, Adolph Rupp and John Wooden in the Citizens Savings Hall College Basketball Hall of Fame.

Good's Career Total

	Yrs.	Won	Lost	Pct.
Indiana Central, 1947-1942	16	187	63	.748
Indiana U., 1944-1946	3	35	29	.547
Nebraska, 1947-54	8	86	99	.465
Totals	27	306	191	.631





1976-77 IN REVIEW

FINAL 1976-77 VARSITY STATS

(29 games)

Season Record: Won 15 Lost 14; Big 8: Won 7 Lost 7 (Fifth Place)

	G-GS	FG-FGA	Pct.	FT-FTA	Pct.	RB	Avg.	A	PF-D	TP	Avg.	High Game
Carl McPipe	29-29	183-376	.487	74-108	.685	241	8.3	20	114-9	440	15.2	28, KU, h
Brian Banks	29-29	160-330	.485	66-100	.660	73	2.5	96	103-4	386	13.3	20, CU, h
Bob Siegel	29-28	136-340	.400	66-102	.647	181	6.2	48	66-1	338	11.7	25, OU, B8
Allen Holder	29-29	113-247	.457	47-79	.595	118	4.7	119	77-6	273	9.4	17, twice
Terry Novak	29-27	59-116	.509	33-54	.611	94	3.2	79	82-4	151	5.2	14, KSU, h
Curt Hedberg	29-1	30-86	.349	29-40	.725	60	2.1	24	41-0	89	3.1	16, ISU, h
Rickey Harris	25-2	16-54	.296	14-24	.583	57	2.3	11	43-0	89	1.8	9, twice
Stanley Jackson	14-0	16-47	.340	10-17	.558	37	2.6	8	26-1	42	3.0	14, NWMSU, h
Mark McVicker	8-0	6-10	.600	4-5	.800	8	1.0	2	6-0	16	2.0	5, NWMSU, h
Eric Coard	14-0	3-10	.300	0-0	.000	3	0.2	3	14-1	6	0.4	4, Iowa, h
James Caldwell	5-0	2-4	.500	0-0	.000	0	0.0	1	1-0	4	0.8	4, MU, a
Paul McDonald	7-0	0-0	.000	2-2	1.000	4	0.6	3	7-0	2	0.3	2, MU, a
Other	8-0	8-18	.444	5-10	.500	13	1.6	1	11-0	21	2.6	
Team						121						
NU TOTALS	29	732-1638	.447	350-541	.647	1010	34.8	415	591-26	1814	62.6	88, NWMSU, h
OPP TOTALS	29	694-1572	.441	383-547	.700	1049	36.2	344	572-20	1771	61.1	76, MU, a

TURNOVERS: NU 168; OPP. 219.

1976-77 Results

Season Results	Top NU Scorer	Top NU Rebounder	Attendance
57 Iowa 71 (H)	16, Brian Banks	14, Carl McPipe	10,516
59 Washington 58 (A-OT)	16, Brian Banks	9, Carl McPipe	4,053
66 Hawaii-Hilo 71 (A)	15, Brian Banks	15, Carl McPipe	3,000
64 Hawaii 59 (A)	19, Brian Banks	8, Rickey Harris	5,071
60 Hawaii 59 (A)	15, Brian Banks	9, Allen Holder	5,353
58 Minnesota 66 (H)	20, Carl McPipe	7, Carl McPipe	8,369
63 Illinois 68 (A)	20, Bob Siegel	12, Bob Siegel	7,055
88 Northwest Mo. St. 53 (H)	25, Carl McPipe	10, Carl McPipe	7,362
71 Northwestern 68 (A)	25, Carl McPipe	12, Carl McPipe	2,115
64 Mankato St. 61 (H)	20, Carl McPipe	17, Bob Siegel	6,378
50 Colorado 55 (A-B8)	18, Brian Banks	10, Bob Siegel	8,200*
75 Iowa State 55 (A-B8)	26, Carl McPipe	6, Bob Siegel	6,903*
66 Oklahoma 56 (A-B8)	25, Bob Siegel	8, Terry Novak	15,000*
49 South Carolina 54 (A)	18, Brian Banks	6, Carl McPipe	6,132
52 Kansas State 57 (H)	18, Brian Banks	12, Carl McPipe	10,560
69 Colorado 54 (H)	20, Brian Banks	8, Carl McPipe	8,224
49 Iowa State 48 (A-TV)	21, Carl McPipe	14, Carl McPipe	5,000
58 Oklahoma 65 (H)	17, Carl McPipe	11, Carl McPipe	10,145
63 Missouri 76 (A)	14; Siegel, Banks, Holder	14, Bob Siegel	7,791
60 Kansas 57 (H)	28, Carl McPipe	6; Siegel, McPipe	9,011
66 Oklahoma State 54 (H-TV)	17, Allen Holder	6, Terry Novak	8,563
73 Colorado 62 (A)	17, Bob Siegel	6, Terry Novak	2,844
66 Iowa State 51 (H)	16; McPipe, Hedberg	9; Siegel, McPipe, Hedberg	13,467
62 Kansas State 67 (A)	17, Brian Banks	12, Carl McPipe	10,800
60 Missouri 58 (H)	18, Bob Siegel	7, Carl McPipe	14,273**
62 Oklahoma 72 (A)	18, Bob Siegel	8, Bob Siegel	6,330
66 Kansas 74 (A)	23, Carl McPipe	12, Carl McPipe	12,380
60 Oklahoma State 62 (A)	14, Allen Holder	8, Carl McPipe	3,300
58 Kansas 61 (A-B8 Playoff—tv)	19, Bob Siegel	18, Carl McPipe	6,870

225,068

Key: (H)—Home Games; (A) Away Games; OT
(Overtime); B8 (Big 8 Preseason Tournament)

Total Home Att.—106,868 (11 Games)
Avg. Home Att.—9,715
Total Att.—225,065 (29 Games)
Avg. Total Att.—7,761

**Total Big 8 Preseason Tournament Att.
—61,462 (New Record)

**NU's Largest Home Crowd

FINAL 1976-77 NU BIG EIGHT STATS

Big 8 Record: Won 7, Lost 7

	G-GS	FG-FGA	Pct.	FT-FTA	Pct.	RB	Avg.	A	PF-D	TP	Avg.	High Game
Carl McPipe	14-14	78-176	.443	49-69	.710	111	7.9	9	55-5	205	14.6	28, KU, h
Brian Banks	14-14	66-166	.398	34-48	.708	37	2.6	50	51-2	166	11.9	20, CU, h
Bob Siegel	14-14	64-159	.403	28-47	.596	87	6.2	20	34-0	156	11.1	18, twice
Allen Holder	14-14	61-136	.449	21-35	.600	54	3.9	57	42-4	143	10.2	17, OSU, h
Terry Novak	14-14	34-70	.486	23-31	.742	53	3.8	39	38-2	91	6.5	14, KSU, a
Curt Hedberg	14-0	22-60	.367	20-27	.741	35	2.5	6	27-0	64	4.6	16, ISU, h
Stanley Jackson	7-0	4-13	.308	6-11	.545	13	1.9	0	9-1	14	2.0	4, MU, a
Rickey Harris	12-0	4-12	.333	6-14	.429	16	1.3	0	14-0	14	1.2	4, twice
Mark McVicker	6-0	3-6	.500	1-2	.500	6	1.0	2	5-0	7	1.2	3, CU, h
James Caldwell	4-0	2-4	.500	0-0	.000	0	0.0	1	1-0	4	1.0	4, MU, a
Paul McDonald	6-0	0-0	.000	2-2	1.000	3	0.5	3	5-0	2	0.3	2, MU, a
Eric Coard	1-0	0-2	.000	0-0	.000	1	1.0	0	2-0	0	0.0	
Team						65						

NU TOTALS 14 338-804 .420 190-286 .664 481 34.4 187 283-14 866 61.9 73, CU, a

OPP TOTALS 14 342-731 .468 173-271 .638 503 35.9 165 303-13 857 61.2 76, MU, a

TURNOVERS: NU 168; OPP, 219.

Season Results

52 Kansas State 57 (H)
69 Colorado 54 (H)
49 Iowa State 48 (A-TV)
58 Oklahoma 65 (H)
63 Missouri 76 (A)

60 Kansas 57 (H)
66 Oklahoma State 54 (H-TV)
73 Colorado 62 A)
66 Iowa State 51 (H)

62 Kansas State 67 (A)
60 Missouri 58 (H)
62 Oklahoma 72 (A)
66 Kansas 74 (A)
60 Oklahoma State 62 (A)

Top NU Scorer

18, Carl McPipe
20, Brian Banks
21, Carl McPipe
17, Carl McPipe
14; Siegel, Banks,
Holder
28, Carl McPipe
17, Allen Holder
17, Bob Siegel
16; McPipe, Hedberg

17, Brian Banks
18, Bob Siegel
18, Bob Siegel
23, Carl McPipe
14, Allen Holder

Top NU Rebounder

12, Carl McPipe
8, Carl McPipe
14, Carl McPipe
11, Carl McPipe
14, Bob Siegel

6; Siegel, McPipe
6, Terry Novak
15, Bob Siegel
9; Siegel, McPipe,
Hedberg
12, Carl McPipe
7, Carl McPipe
8, Bob Siegel
12, Carl McPipe
8, Carl McPipe

Attendance

10,560
8,224
5,000
10,145
7,791

9,011
8,563
2,844
13,467

10,800
14,273*
6,330
12,380
3,300

122,688

Big 8 Home Att.—74,243 (7 games)

Avg. Big 8 Home Att.—10,606

Total Big 8 Att.—122,688 (14 games)

Avg. Big 8 Att.—8,763

*NU's Largest Ever Home Crowd

FINAL 1976-77 NEBRASKA STAT HIGHS

(29 Games)

Player	Most Points	Most Rebounds
Brian Banks	20, CU, h	6, Haw.-Hilo, a
Carl McPipe	28, KU, h	15, Haw.-Hilo, a
Bob Siegel	25, OU, B8	17, Man. St., h
Allen Holder	17, twice	9, Haw., a
Stanley Jackson	14, NWMSU, h	7, MU, a
Rickey Harris	9, twice	8, twice
Eric Coard	4, Iowa, h	2, ISU, B8
Terry Novak	14, KSU, a	6, twice
Curt Hedberg	16, ISU, h	9, ISU, h
Mark McVicker	5, NWMSU, h	2, ISU, h
Paul McDonald	2, MU, a	1, MU, a
James Caldwell	4, MU, a	

Individual Highs

Points Scored—28, Carl McPipe vs. KU, h
 Field Goals—12, Carl McPipe vs. NWMSU, h; Carl McPipe vs. KU, h
 Field Goal Attempts—22, Carl McPipe vs. Man. St., h
 Field Goal Per Cent—800 (12-15), Carl McPipe vs. NWMSU, h; Bob Siegel vs. ISU, B8 (8-10)
 Free Throws—10, Brian Banks vs. CU, a
 Free Throw Attempts—13, Brian Banks vs. CU, a
 Free Throw Per Cent—1,000, 39 times
 Assists—12, Allen Holder vs. KU, h*
 Rebounds—17, Bob Siegel vs. Man. St., h

Team Highs and Lows

Nebraska	Highs	Lows
Points Scored	88, vs. NWMSU, h	49, twice
One Half	50, vs. NWMSU, h (2nd H)	19, vs. SC, a (2nd H)
Field Goals	39, vs. NWMSU, h	20, vs. Haw., a
Field Goal Attempts	80, vs. NWMSU, h	40, vs. Haw., a
Field Goal Per Cent	62.8, vs. NW, a	34.5 vs. OU, h
Free Throws	25, vs. CU, a	3, vs. ISU, a
Free Throw Attempts	34, vs. Haw., a	7, three times
Free Throw Per Cent	85.7, vs. OSU, h	42.9, vs. ISU, a
Rebounds	54, vs. NWMSU, h	26, twice
Assists	27, vs. NWMSU, h	3, vs. OSU, a
Personal Fouls	31, vs. MU, a	11, vs. Man. St., h
Turnovers	31, vs. Haw., a	7, twice
Opponents		
Points Scored	76, MU, a	48, ISU, a
One Half	45, MU, a (2nd h)	20, KSU, h (1st H)
Field Goals	31, twice	17, twice
Field Goal Attempts	66, KU, a	45, ISU, a
Field Goal Per Cent	57.1, KSU, a	26.9, NWMSU, h
Free Throws	23, Haw.-Hilo, a	5, Man. St., h
Free Throw Attempts	34, Haw.-Hilo, a	8, Man. St., h
Free Throw Per Cent	1,000, KU, h	50.0, three times
Rebounds	50, OU, h	24, KSU, a
Assists	22, CU, a	3, OSU, a
Personal Fouls	33, CU, h	12, twice
Turnovers	26, OSU, a	11, three times

*School Record

FINAL 1976-77 BIG EIGHT STATISTICS

(ALL GAMES) FINAL STANDINGS

	W	L	Pct.	Pts.	Opp. Pts.
Kansas State	23	8	.719	2332	2059
Missouri	21	8	.724	2270	2082
Kansas	18	10	.643	2032	1922
Oklahoma	18	10	.643	1954	1876
Nebraska	15	14	.517	1814	1771
Colorado	11	16	.407	1930	1995
*Iowa State	8	19	.259	1795	1992
*Oklahoma State	6	21	.370	1803	1889

* OSU defeated West Texas State, 81-76; Tulsa, 86-81; Arkansas State, 75-54; and Iowa State, 56-50 (in the Big Eight Holiday Tournament); but forfeited games when player ruled ineligible. OSU also forfeited its games with Texas, Oral Roberts, Alabama, Dayton, and Kansas State (in Holiday Tournament), all of which it lost. Won-lost column conforms to forfeited games. Team points and opponents points include all points actually scored.

Team Statistics

(Ranked by Final Standings)

	G	FG	FGA	Pct.	FT	FTA	Pct.	REB	PF	TP	Avg.
KANSAS STATE	31	923	1956	.472	486	659	.735	1237	506	2332	75.2
Opponents		871	1933	.451	317	471	.673	1200	607	2059	66.4
MISSOURI	29	859	1715	.501	551	769	.717	1204	534	2270	78.3
Opponents		878	1981	.443	326	493	.661	1124	710	2082	71.8
KANSAS	28	840	1817	.462	352	505	.697	1241	639	2032	72.6
Opponents		727	1726	.421	468	699	.670	1119	491	1922	68.6
OKLAHOMA	28	788	1701	.463	378	573	.659	1126	570	1954	69.8
Opponents		742	1680	.441	392	587	.668	1007	579	1876	67.0
NEBRASKA	29	732	1638	.447	350	541	.647	1010	591	1814	62.6
Opponents		694	1572	.441	383	547	.700	1049	572	1771	61.1
COLORADO	27	769	1667	.461	412	567	.727	965	678	1930	71.4
Opponents		759	1622	.468	477	711	.671	1106	554	1995	73.9
OKLA. STATE	27	746	1679	.444	311	461	.675	1033	520	1803	66.8
Opponents		751	1630	.461	386	545	.708	1086	489	1889	70.0
IOWA STATE	27	683	1688	.405	429	674	.636	1217	617	1795	66.5
Opponents		734	1625	.452	524	707	.741	1118	624	1992	73.8

Team Leaders

FG Percentage			FT Percentage			Rebound Percentage		
Missouri	859-1715	.501	Kansas St.	486-659	.735	Oklahoma	1126-1007	.527
Kansas St.	923-1956	.472	Colorado	412-567	.727	Kansas	1241-1119	.526
Oklahoma	788-1701	.463	Missouri	551-769	.717	Iowa State	1217-1118	.521
Kansas	840-1817	.462	Kansas	352-505	.697	Kansas St.	1237-1200	.508
Colorado	769-1667	.461	Okla. State	311-461	.675	Missouri	1204-1124	.517
Nebraska	732-1638	.447	Oklahoma	378-573	.659	Nebraska	1010-1049	.491
Okla. State	746-1679	.444	Nebraska	350-541	.647	Okla. State	1033-1086	.488
Iowa State	683-1688	.405	Iowa State	429-674	.636	Colorado	965-1106	.466

Big 8 States—All Games, Cont.

Offensive Average			Defensive Average			Rebound Average		
Missouri	2270	78.3	Nebraska	1771	61.1	Iowa State	1217	45.1
Kansas St.	2332	75.2	Kansas St.	2059	66.4	Kansas	1241	44.3
Kansas	2032	72.6	Oklahoma	1876	67.0	Missouri	1204	41.5
Colorado	1930	71.4	Kansas	1922	68.6	Oklahoma	1126	40.2
Oklahoma	1954	69.8	Oklahoma	1889	70.0	Kansas St.	1237	39.9
Oklahoma	1803	66.8	Missouri	2082	71.8	Oklahoma	1033	38.3
Iowa State	1795	66.5	Iowa State	1992	73.8	Colorado	965	35.7
Nebraska	1814	62.6	Colorado	1995	73.9	Nebraska	1010	34.8

ALL GAMES

Scoring

Player, Team	G	FG	FGA	FT	FTA	TP	Avg.
*Emmett Lewis, Colorado	27	221	465	87	114	529	19.6
*John Douglas, Kansas	28	223	457	91	138	537	19.2
*Mike Evans, Kansas State	31	227	468	112	145	566	18.3
Kim Anderson, Missouri	28	200	365	111	160	511	18.3
*Olus Holder, Oklahoma State	27	165	308	124	188	454	16.8
*Curtis Redding, Kansas State	31	196	461	124	149	516	16.6
*Scott Sims, Missouri	29	171	355	118	155	460	15.9
*Carl McPipe, Nebraska	29	183	376	74	108	440	15.2
*John McCullough, Oklahoma	28	164	368	97	123	425	15.2
Herb Nobles, Kansas	28	185	381	45	61	415	14.8
*Brian Banks, Nebraska	29	160	330	66	100	386	13.3
*Clay Johnson, Missouri	29	142	247	97	141	381	13.1
Larry Dassie, Kansas State	31	174	340	52	70	400	12.9
Ronnie Daniel, Oklahoma State	27	142	335	43	64	327	12.1
Jim Kennedy, Missouri	28	119	242	102	132	340	12.1

Rebounding

Player, Team	G	REB	Avg.	Player, Team	G	REB	Avg.
*Dean Uthoff, Iowa St.	27	306	11.3	*Clay Johnson, Missouri	29	230	7.9
*Olus Holder, Oklahoma St.	27	271	10.0	*Ken Koenigs, Kansas	28	197	7.0
Larry Dassie, Kansas St.	31	270	8.7	*Al Beal, Oklahoma	28	197	7.0
*Carl McPipe, Nebraska	29	241	8.3	Darryl Winston, Kansas St.	31	215	6.9
Herb Nobles, Kansas	28	230	8.2	*Curtis Redding, Kansas St.	31	212	6.8
Kim Anderson, Missouri	28	221	7.9	*John McCullough, Oklahoma	28	189	6.8
				*Larry Vaculik, Colorado	27	178	6.6

FG Percentage

(Minimum of 5 Per Game)

Player, Team	FG	FGA	Pct.
*Clay Johnson, Missouri	142	247	.575
Darryl Winston, Kansas St.	119	210	.567
*Clifford Johnson, Oklahoma	77	137	.562
Kim Anderson, Missouri	200	365	.548
*Olus Holder, Oklahoma St.	165	308	.536
Larry Dassie, Kansas St.	174	340	.512
*Ken Koenigs, Kansas	116	227	.511
*Al Beal, Oklahoma	97	194	.500
*Donnie Von Moore, Kansas	79	160	.494
Jim Kennedy, Missouri	119	242	.492
Herb Nobles, Kansas	185	381	.486
*John Douglas, Kansas	223	457	.484

FT Percentage

(Minimum of 2 Per Game)

Player, Team	FT	FTA	Pct.
*Ken Koenigs, Kansas	72	85	.847
*Curtis Redding, Kansas St.	124	149	.832
Eddie Fields, Oklahoma	49	62	.790
*John McCullough, Oklahoma	97	123	.789
Jim Kennedy, Missouri	102	132	.773
*Mike Evans, Kansas St.	112	145	.772
*Clayton Bullard, Colorado	79	103	.767
Scott Sims, Missouri	118	155	.761
*Cary Carrabine, Oklahoma	57	76	.750
Larry Dassie, Kansas St.	52	70	.743
Herb Nobles, Kansas	45	61	.738
*Toney Ellis, Colorado	47	64	.734

* Returns in 1977-78

FINAL 1976-77 BIG EIGHT STATISTICS

(Conference Games Only)

FINAL STANDINGS

CONFERENCE GAMES

Team	W	L	Pct.	Pts.	Opp. Pts.
Kansas State	11	3	.786	996	902
Missouri	9	5	.643	1094	1017
Oklahoma	9	5	.643	941	908
Kansas	8	6	.571	1007	1000
Nebraska	7	7	.500	866	857
Colorado	5	9	.357	949	1014
Oklahoma State	4	10	.286	899	960
Iowa State	3	11	.214	928	1022

Team Statistics

(Ranked by Final Standings)

	G	FG	FGA	Pct.	FT	FTA	Pct.	REB	PF	TP	Avg.
KANSAS STATE	14	386	834	.463	224	321	.698	520	238	996	71.1
Opponents		374	836	.447	154	219	.703	541	299	902	64.4
MISSOURI	14	417	824	.506	260	360	.722	535	266	1094	78.1
Opponents		415	932	.445	187	281	.665	566	333	1017	72.6
OKLAHOMA	14	377	838	.449	187	263	.711	541	218	941	67.2
Opponents		355	830	.427	198	292	.678	495	262	908	64.8
KANSAS	14	413	892	.463	181	258	.702	614	328	1007	71.9
Opponents		373	903	.413	254	374	.679	592	250	1000	71.4
NEBRASKA	14	338	804	.420	190	286	.664	481	282	866	61.9
Opponents		342	830	.468	173	271	.638	503	303	857	61.2
COLORADO	14	380	826	.460	199	281	.679	472	340	949	67.7
Opponents		372	795	.467	270	376	.718	525	263	1014	72.4
OKLA. STATE	14	360	832	.433	179	254	.705	537	267	899	64.2
Opponents		389	817	.476	182	267	.682	523	259	960	68.6
IOWA STATE	14	357	883	.404	214	358	.595	659	295	928	66.3
Opponents		404	888	.455	214	301	.714	578	320	1022	73.0

Team Leaders

FG Percentage			FT Percentage			Rebound Percentage		
Missouri	417-824	.506	Missouri	260-360	.722	Iowa State	659-578	.582
Kansas St.	386-834	.463	Oklahoma	187-263	.711	Oklahoma	541-495	.522
Kansas	413-892	.463	Okla. State	179-254	.705	Kansas	614-592	.509
Colorado	380-826	.460	Kansas	181-258	.702	Okla. State	537-523	.501
Oklahoma	377-838	.449	Kansas St.	224-321	.698	Kansas St.	520-541	.490
Okla. State	360-832	.433	Colorado	199-281	.679	Nebraska	481-503	.489
Nebraska	338-804	.420	Nebraska	190-286	.664	Missouri	535-566	.486
Iowa State	357-883	.404	Iowa State	214-358	.595	Colorado	472-525	.473

Big 8 Stats—Conference Games, Cont.

Offensive Average			Defensive Average			Rebound Average		
Missouri	1094	78.1	Nebraska	857	61.2	Iowa State	659	47.1
Kansas	1007	71.9	Kansas St.	902	64.4	Kansas	614	43.9
Kansas St.	996	71.1	Oklahoma	908	64.8	Oklahoma	541	38.6
Colorado	949	67.7	Okla. State	960	68.6	Okla. State	537	38.4
Oklahoma	941	67.2	Kansas	1000	71.4	Missouri	535	38.2
Iowa State	928	66.3	Colorado	1014	72.4	Kansas St.	520	37.1
Okla. State	899	64.2	Missouri	1017	72.6	Nebraska	481	34.4
Nebraska	866	61.9	Iowa State	1022	73.0	Colorado	472	33.7

Individual Statistics

SCORING

Player, Team	G	FG	FGA	FT	FTA	TP	Avg.
Kim Anderson, Missouri	14	119	208	72	101	310	22.1
*Emmett Lewis, Colorado	14	127	262	52	68	306	21.8
*Mike Evans, Kansas State	14	108	212	67	87	283	20.2
*John Douglas, Kansas	14	113	237	54	77	280	20.0
*Olus Holder, Oklahoma St.	14	85	156	79	114	249	17.8
Scott Sims, Missouri	14	87	186	54	68	228	16.3
*Curtis Redding, Kansas State	14	86	213	54	66	226	16.1
*John McCullough, Oklahoma	14	82	192	44	55	208	14.9
*Carl McPipe, Nebraska	14	78	176	49	69	205	14.6
Larry Dassie, Kansas State	14	80	151	29	38	189	13.5
Herb Nobles, Kansas	14	80	190	29	36	189	13.5
*Clay Johnson, Missouri	14	75	125	39	59	189	13.5
*Leonard Allen, Iowa State	14	83	192	21	37	187	13.4
*Dean Uthoff, Iowa State	14	83	165	47	82	173	12.4
*Ken Koenigs, Kansas	14	67	112	38	49	172	12.3
*Gary Carrabine, Oklahoma	14	66	137	38	47	170	12.1

REBOUNDING

Player, Team	G	REB	Avg.	Player, Team	G	REB	Avg.
*Dean Uthoff, Iowa St.	14	165	11.8	*Carl McPipe, Nebraska	14	111	7.9
*Olus Holder, Oklahoma St.	14	157	11.2	*Clay Johnson, Missouri	14	108	7.7
Herb Nobles, Kansas	14	117	8.4	*John Douglas, Kansas	14	104	7.4
*Al Beal, Oklahoma	14	112	8.4	*Ken Koenigs, Kansas	14	100	7.1
Larry Dassie, Kansas St.	14	114	8.1	Kim Anderson, Missouri	14	100	7.1
*John McCullough, Oklahoma	14	112	8.0	*Curtis Redding, Kansas St.	14	91	6.5

FG Percentage

(Minimum of 5 per game)

FT Percentage

(Minimum of 2 per game)

Player, Team	FG	FGA	Pct.	Player, Team	FT	FTA	Pct.
*Clay Johnson, Missouri	75	125	.600	*Curtis Redding, Kansas St.	54	66	.818
Kim Anderson, Missouri	119	208	.572	*Gary Carrabine, Oklahoma	38	47	.808
*Ken Koenigs, Kansas	67	112	.599	Herb Nobles, Kansas	29	36	.806
*Olus Holder, Oklahoma St.	85	156	.545	*John McCullough, Oklahoma	44	55	.800
Larry Dassie, Kansas St.	80	151	.530	Scott Sims, Missouri	54	68	.794
Darryl Winston, Kansas St.	46	86	.530	*Toney Ellis, Colorado	25	32	.781
*Mike Evans, Kansas St.	108	212	.509	*Ken Koenigs, Kansas	38	49	.776
Jim Kennedy, Missouri	54	107	.505	*Mike Evans, Kansas St.	67	87	.770
Eddie Fields, Oklahoma	37	73	.501	*Clayton Bullard, Colorado	46	60	.766
*Al Beal, Oklahoma	60	120	.500	Larry Dassie, Kansas St.	29	38	.763
*Clint Johnson, Kansas	59	120	.492	Jim Kennedy, Missouri	38	50	.760
*Terry Novak, Nebraska	34	70	.486	*Terry Novak, Nebraska	23	31	.742

* Return in 1977-78

GAME-BY-GAME IN '76-'77

Iowa 71, Nebraska 57

Lincoln, Neb.

Nov. 27, 1976

Iowa (71)					Nebraska (57)						
	fg-a	ft-a	rb	pf	tp		fg-a	ft-a	rb	pf	tp
William Mayfield	5-11	1-3	6	2	11	Rickey Harris	2-8	0-0	3	3	4
Clay Hargrave	0-0	0-0	0	0	0	Bob Siegel	3-8	3-3	3	3	9
Bruce King	5-13	5-6	7	4	15	Carl McPipe	5-12	1-2	14	4	11
Cal Wulfsberg	1-2	8-9	5	3	10	Brian Banks	7-11	2-3	2	4	16
Dick Peth	1-4	2-2	4	2	4	Allen Holder	4-5	0-2	2	3	8
Ronnie Lester	1-10	3-4	2	0	5	Eric Coard	2-3	0-0	0	3	4
Scott Kelley	1-2	0-0	1	0	2	Terry Novak	0-0	0-0	0	1	0
Tom Norman	3-5	0-0	3	4	6	Herman Jackson	-2-2	0-0	1	1	4
Terry Drake	5-9	0-0	5	2	10	Curt Hedberg	0-2	1-2	2	1	1
Larry Olsthoorn	3-4	2-3	3	1	8	Stanley Jackson	0-4	0-0	2	0	0
Team			5			Team			1		
Totals	25-60	21-27	41	18	71	Totals	25-55	7-12	30	23	57

Shooting Percentages: Iowa—field goals 41.6, free throws 77.7; Nebraska—field goals 45.4, free throws 58.3.

Attendance: 10,516

Halftime score: Iowa 36, Nebraska 31



Nebraska 59, Washington 58 (OT)

Seattle, Wash.

Nov. 29, 1976

Nebraska (59)					Washington (58)						
	fg-a	ft-a	rb	pf	tp		fg-a	ft-a	rb	pf	tp
Eric Coard	0-0	0-0	0	1	0	Steve Matzen	0-1	0-0	0	2	0
Brian Banks	7-10	2-4	3	4	16	Mike Neill	1-3	0-0	0	2	2
Rickey Harris	0-0	0-0	0	0	0	Chester Dorsey	1-8	8-10	6	3	10
Terry Novak	1-2	0-1	1	2	2	Mark Scott	2-7	0-0	2	1	4
Herman Jackson	1-2	1-1	0	2	3	Bill Lewis	3-3	0-0	0	3	6
Bob Siegel	5-14	1-2	5	4	11	Stan Walker	0-1	0-0	1	0	0
Allen Holder	2-3	3-6	5	4	7	James Woods	0-3	1-3	4	1	1
Stanley Jackson	2-4	1-2	5	3	5	Solsten Wims	0-4	0-0	0	0	0
Carl McPipe	7-16	1-3	9	4	15	James Edwards	10-17	5-7	16	4	25
Team			8			Kim Stewart	3-8	2-5	6	3	8
Totals	25-51	9-19	36	24	59	Team			10		
						Totals	21-57	16-25	45	22	58

Shooting percentages: Nebraska—field goals 49.0, free throws 47.4; Washington—field goals 36.8, free throws 64.0.

Attendance: 4,053

Halftime score: Washington 27, Nebraska 26

Regulation: Nebraska 51, Washington 51

GAME-BY-GAME IN '76-'77

Hawaii-Hilo 71, Nebraska 66

Dec. 1, 1976

Hilo, Hawaii

Nebraska (66)					Hawaii-Hilo (71)						
	fg-a	ft-a	rb	pf	tp		fg-a	ft-a	rb	pf	tp
Brian Banks	7-9	1-1	6	5	15	Jay Bartholomew	7-12	7-11	6	2	21
Allen Holder	6-11	0-0	5	5	12	Gilbert Hicks	6-11	9-10	7	4	21
Carl McPipe	4-14	0-0	15	4	8	Terry Huffman	0-3	3-4	7	3	3
Terry Novak	2-4	2-3	3	5	6	Bill O'Rear	3-7	3-4	2	2	9
Bob Siegel	6-17	1-3	2	2	13	Mark Lovelace	4-6	0-2	7	2	8
Stanley Jackson	3-5	0-0	4	2	6	Dan Singleton	2-4	0-0	4	1	4
Herman Jackson	1-2	0-0	4	1	2	Tom Zeimantz	2-5	1-3	4	0	5
Rickey Harris	0-2	0-0	0	1	0	Totals	24-48	23-34	37	14	71
Eric Coard	0-0	0-0	0	1	0						
Curt Hedberg	2-2	0-0	2	2	4						
Totals	31-66	4-7	41	28	66						

Shooting percentages: Nebraska—field goals 47.0, free throws 57.1; Hawaii-Hilo—field goals 50.0, free throws 67.6.

Attendance: 3,000

Halftime score: Hawaii-Hilo 36, Nebraska 29



Nebraska 64, Hawaii 59

Dec. 2, 1976

Honolulu, Hawaii

Nebraska (64)					Hawaii (59)						
	fg-a	ft-a	rb	pf	tp		fg-a	ft-a	rb	pf	tp
Eric Coard	0-0	0-0	0	0	0	Gary Gray	1-8	0-0	2	2	2
Brian Banks	5-7	9-12	3	2	19	Gary Newsome	3-3	0-0	0	2	6
Rickey Harris	3-5	3-4	8	2	9	Cliff Sanchez	1-4	2-3	0	2	4
Terry Novak	2-4	0-1	2	3	4	Wayne Crowe	0-2	1-2	2	2	1
Herman Jackson	1-2	1-2	4	0	3	Packy Ryan	0-0	2-2	0	2	2
Bob Siegel	2-5	1-2	3	5	5	John Moore	3-9	6-6	8	3	12
Allen Holder	4-7	9-11	4	3	17	Ed Torres	0-3	0-0	3	1	0
Curt Hedberg	0-0	0-0	1	2	0	Antoine Goodlow	0-0	0-0	2	2	0
Stanley Jackson	0-1	1-2	1	2	1	Gavin Smith	12-27	2-2	5	4	26
Carl McPipe	3-9	0-0	4	5	0	Brian Austin	1-6	4-5	6	3	6
Team			2			Team			3		
Totals	20-40	24-34	32	24	64	Totals	21-62	17-20	31	23	59

Shooting percentages: Nebraska—field goals 50.0, free throws 70.6; Hawaii—field goals 33.9, free throws 85.0.

Attendance: 5,071

Halftime score: Nebraska 36, Hawaii 25.

GAME-BY-GAME IN '76-'77

Nebraska 60, Hawaii 59

Dec. 3, 1976

Honolulu, Hawaii

Nebraska (60)						Hawaii (58)					
	fg-a	ft-a	rb	pf	tp		fg-a	ft-a	rb	pf	tp
Eric Coard	0-0	0-0	0	0	0	Gary Gray	2-8	0-0	1	1	4
Brian Banks	7-12	1-1	2	2	15	Gary Newsome	0-1	2-2	0	0	2
Rickey Harris	2-4	2-2	6	3	6	Cliff Sanchez	0-2	0-0	0	1	0
Terry Novak	3-3	0-0	1	5	6	Wayne Crowe	4-5	0-0	3	1	8
Herman Jackson	1-2	1-2	0	2	3	Packy Ryan	0-1	0-0	0	1	0
Bob Siegel	4-11	0-0	2	2	8	John Moore	3-6	4-4	5	4	10
Allen Holder	5-12	0-2	9	1	10	EJ Torres	2-7	2-4	6	3	6
Curt Hedberg	0-1	0-1	2	0	0	Antoine Goodlow	2-4	3-4	4	3	7
Stanley Jackson	0-0	0-0	0	1	0	Gavin Smith	8-19	4-4	5	0	20
Carl McPipe	5-10	2-4	8	5	12	Brian Austin	1-2	0-2	3	3	2
Team			3			Team			3		
Totals	27-55	6-12	33	21	60	Totals	22-55	15-20	30	17	59

Shooting percentages: Nebraska—field goals 49.1, free throws 50.0; Hawaii—field goals 40.0, free throws 75.0.

Attendance: 5,353

Halftime score: Nebraska 36, Hawaii 35



Minnesota 66, Nebraska 58

Dec. 8, 1976

Lincoln, Neb.

Minnesota (66)						Nebraska 58					
	fg-a	ft-a	rb	pf	tp		fg-a	ft-a	rb	pf	tp
Osborne Lockhart	4-11	2-3	4	1	10	Terry Novak	2-4	1-2	3	2	5
Phil Saunders	2-3	2-2	5	0	6	Bob Siegel	2-10	0-0	5	0	4
Mike Thompson	14-22	5-7	10	2	33	Carl McPipe	10-18	0-0	7	5	20
Ray Williams	6-12	1-2	8	4	13	Brian Banks	6-11	3-3	1	3	15
Dave Winey	1-1	0-0	2	3	2	Allen Holder	2-15	2-2	2	0	6
Kevin McHale	1-4	0-0	2	2	2	Eric Coard	0-0	0-0	0	1	0
Team			2			Herman Jackson	2-7	2-3	4	4	6
Totals	28-53	10-14	33	12	66	Curt Hedberg	1-1	0-0	0	0	2
						Stanley Jackson	0-1	0-0	0	1	0
						Team			6		
						Totals	25-57	8-10	28	16	58

Shooting percentages: Minnesota—field goals 52.8, free throws 71.4; Nebraska—field goals 43.8, free throws 80.0.

Attendance: 8,369

Halftime score: Nebraska 24, Minnesota 23

GAME-BY-GAME IN '76-'77

Illinois 67, Nebraska 63

Dec. 11, 1976

Champaign, Ill.

Illinois (67)						Nebraska (63)					
	fg-a	ft-a	rb	pf	tp		fg-a	ft-a	rb	pf	tp
Ken Ferdinand	5-9	6-6	2	4	16	Curt Hedberg	0-1	1-2	2	4	1
Levi Cobb	7-9	2-2	7	2	16	Terry Novak	0-1	0-0	3	2	0
Rich Adams	4-10	4-4	4	1	12	Carl McPipe	7-13	1-2	5	3	15
Audie Matthews	5-9	1-3	9	3	11	Brian Banks	7-14	2-2	2	4	16
Larry Lubin	0-2	0-0	2	0	0	Allen Holder	4-9	1-2	2	5	9
Steve Lanter	3-7	0-2	1	3	6	Bob Siegel	7-18	6-7	12	2	20
Neil Bresnahan	0-3	2-2	11	3	2	Skeeter Jackson	1-3	0-0	1	1	2
Rob Judson	0-1	4-4	0	0	4	Bo Jackson	0-1	0-0	0	0	0
Tom Gerhardt	0-0	0-0	0	0	0	Rickey Harris	0-3	0-0	3	2	0
Team			3			Eric Coard	0-0	0-0	0	0	0
Totals	24-50	19-24	39	16	67	Team			3		
						Totals	26-63	11-15	33	23	63

Shooting percentages: Nebraska—field goals 41.3, free throws 73.3; Illinois—field goals 48.0, free throws 79.2.

Attendance: 7,055

Halftime score: Illinois 33, Nebraska 29



Nebraska 88, Northwest Mo. St. 53

Dec. 13, 1976

Lincoln, Neb.

Northwest Mo. St. (53)						Nebraska (88)					
	fg-a	ft-a	rb	pf	tp		fg-a	ft-a	rb	pf	tp
David Alvey	4-11	10-12	10	1	18	Terry Novak	3-4	0-0	2	2	6
Mark Adams	2-7	2-3	4	3	6	Bob Siegel	2-12	0-0	7	3	4
Russ Miller	5-11	0-1	7	4	10	Carl McPipe	12-15	1-2	10	3	25
Armand Dyer	2-10	2-2	3	1	6	Brian Banks	6-12	0-0	2	4	12
Dave Hatten	4-10	0-0	2	1	8	Allen Holder	5-9	1-1	8	0	11
Bob Sawicki	0-0	4-4	0	0	4	Eric Coard	1-3	0-0	0	0	2
Lamont Lofton	0-8	0-0	0	1	0	Rickey Harris	3-9	3-4	8	3	9
Ted Espey	0-5	0-0	3	4	0	Paul McDonald	0-0	0-0	1	2	0
Don Edwards	0-0	0-0	0	1	0	Mark McVicker	1-2	3-3	1	1	5
Tom Humphrey	0-0	0-0	0	0	0	Bo Jackson	0-0	0-2	0	1	0
Joel Bueltel	0-1	1-2	0	0	1	Curt Hedberg	0-3	0-0	4	1	0
Team			8			Skeeter Jackson	6-11	2-2	5	3	14
Totals	17-63	19-24	37	16	53	Team			6		
						Total	39-80	10-14	54	23	88

Shooting percentages: Northwest Mo. St.—field goals 26.9, free throws 79.1; Nebraska—field goals 48.7, free throws 71.4.

Attendance: 7,362

Halftime score: Nebraska 38, Northwest Mo. St. 24

Nebraska 71, Northwestern 68

Dec. 20, 1976

Evanston, Ill.

Northwestern (68)						Nebraska (71)					
	fg-a	ft-a	rb	pf	tp		fg-a	ft-a	rb	pf	tp
Pete Boesen	1-4	2-2	4	4	4	Bob Siegel	4-8	3-5	8	1	11
Tony Allen	4-9	0-0	2	5	8	Terry Novak	0-0	4-5	0	3	4
Bob Klaas	0-2	4-4	2	1	4	Carl McPipe	10-13	5-6	12	3	25
Bob Hildebrand	2-4	0-0	0	5	4	Allen Holder	7-10	1-3	1	0	15
Billy McKinney	12-22	1-2	2	2	25	Brian Banks	4-7	0-0	0	5	8
Bob Svete	6-10	0-0	5	3	12	Stanley Jackson	0-0	0-0	0	1	0
Mike Campbell	2-4	1-2	1	0	5	Rickey Harris	0-1	0-0	1	2	0
Randy Carroll	0-0	0-2	1	0	0	Eric Coard	0-1	0-0	0	5	0
Chris Wall	0-0	0-0	1	2	0	Curt Hedberg	2-3	4-4	4	0	8
Brian Gibson	1-1	0-1	2	0	2	Team			4		
Brad Cartwright	0-0	0-0	1	2	0	Totals	27-43	17-23	30	20	71
Jerry Marifke	1-3	2-2	1	2	4						
Team			5								
Totals	29-59	10-15	27	26	68						

Shooting percentages: Nebraska—field goals 62.8, free throws 73.9; Northwestern—field goals 49.2, free throws 66.7.

Attendance: 2,115

Halftime score: Nebraska 36, Northwestern 35



Nebraska 64, Mankato St. 61

Dec. 22, 1976

Lincoln, Neb.

Nebraska (64)						Mankato St. (61)					
	fg-a	ft-a	rb	pf	tp		fg-a	ft-a	rb	pf	tp
Terry Novak	1-2	1-4	3	0	3	Doug Probst	6-13	0-0	5	3	12
Bob Siegel	7-15	5-7	17	2	19	Gil Williams	5-14	0-2	6	5	10
Carl McPipe	10-22	0-1	11	3	20	Roy Groce	4-8	4-4	7	4	12
Brian Banks	5-13	2-3	3	2	12	Curt Clark	7-14	0-0	6	3	14
Allen Holder	1-5	3-6	5	3	5	Gene Glynn	2-7	1-2	4	5	5
Eric Coard	0-0	0-0	0	0	0	Terry Seeman	1-3	0-0	7	0	2
Rickey Harris	0-0	0-0	0	1	0	Bernie Miller	3-6	0-0	1	1	6
Curt Hedberg	2-5	1-2	4	0	5	Tom Fix	0-0	0-0	0	0	0
Stanley Jackson	0-3	0-0	1	0	0	Team			3		
Team			1			Totals	28-65	5-8	39	21	61
Totals	26-65	12-23	45	11	64						

Shooting percentages: Mankato St.—field goals 43.0, free throws 62.5; Nebraska—field goals 40.0, free throws 52.1.

Attendance: 6,378

Halftime score: Nebraska 37, Mankato St. 31

GAME-BY-GAME IN '76-'77

Big 8 Tournament (First Round)

Colorado 55, Nebraska 50

Dec. 28, 1977

Kansas City, Mo.

Colorado (55)						Nebraska (50)					
	fg-a	ft-a	rb	pf	tp		fg-a	ft-a	rb	pf	tp
Dave Bolen	2-2	0-0	0	4	4	Carl McPipe	6-12	2-2	6	4	14
Clayton Bullard	0-2	1-3	3	1	1	Allen Holder	4-9	1-2	4	3	9
Larry Vaculik	5-11	0-2	6	3	10	Bob Siegel	2-10	0-0	10	1	4
Toney Ellis	4-12	0-0	3	2	8	Terry Novak	2-7	1-4	6	4	5
Emmett Lewis	9-19	0-0	7	1	18	Brian Banks	8-12	2-4	0	4	18
Greg Benjamin	3-4	0-0	7	1	6	Eric Coard	0-0	0-0	0	0	0
Kurt Schoenhoff	0-0	0-0	3	3	0	Rickey Harris	0-2	0-0	3	2	0
Chris Knoche	0-1	4-4	1	0	4	Curt Hedberg	0-1	0-0	1	2	0
Jim Cummins	1-1	1-2	1	0	3	Stanley Jackson	0-0	0-0	0	0	0
Tom Hinga	0-3	1-3	3	1	1	Team			6		
Team			5			Totals	22-53	6-12	36	20	50
Totals	24-55	7-14	39	16	55						

Shooting percentages: Nebraska—field goals 41.5, free throws 50.0; Colorado—field goals 43.6, free throws 50.0.

Attendance: 8,200

Halftime score: Nebraska 27, Colorado 23



Big 8 Tournament (Second Round)

Nebraska 75, Iowa State 55

Dec. 29, 1977

Kansas City, Mo.

Nebraska (75)						Iowa State (55)					
	fg-a	ft-a	rb	pf	tp		fg-a	ft-a	rb	pf	tp
Bob Siegel	8-10	5-8	6	4	21	Paul Landsbarger	2-5	3-6	4	4	7
Terry Novak	2-3	0-0	2	3	4	Steve Burgason	1-4	4-4	5	4	6
Carl McPipe	11-15	4-7	4	4	26	Dean Uthoff	3-5	1-2	3	5	7
Brian Banks	5-12	4-5	3	2	14	Leonard Allen	1-5	0-0	1	3	2
Allen Holder	0-3	0-1	3	2	0	Carlton Evans	0-4	0-0	0	3	0
Curt Hedberg	1-4	2-2	2	1	4	Andrew Parker	6-8	1-2	3	2	13
Rickey Harris	1-3	0-0	4	2	2	John Tillo	2-3	2-2	2	0	6
Stanley Jackson	0-2	0-0	3	3	0	Chuck Harmison	6-10	0-0	7	0	12
Eric Coard	0-1	0-0	2	1	0	Ricky Byrdson	0-1	0-2	2	3	0
Jim Caldwell	0-0	0-0	0	0	0	Calvin Freeman	1-4	0-0	2	0	2
Mark McVicker	2-2	0-0	1	0	4	Jim Murphy	0-1	0-0	1	0	0
Team			5			Team			3		
Totals	30-55	15-23	35	22	75	Totals	22-50	11-18	33	24	55

Shooting percentages: Nebraska—field goals 54.5, free throws 65.2; Iowa State—field goals 44.0, free throws 61.1

Attendance: 6,903

Halftime score: Nebraska 38, Iowa State 33

GAME-BY-GAME IN '76-'77

Big 8 Tournament (Third Round)

Nebraska 66, Oklahoma 56

Dec. 30, 1976

Kansas City, Mo.

Oklahoma (56)						Nebraska (66)					
	fg-a	ft-a	rb	pf	tp		fg-a	ft-a	rb	pf	tp
Clifford Johnson	4-6	1-2	8	3	9	Bob Siegel	9-15	7-10	4	1	25
John McCullough	6-12	6-11	3	3	18	Terry Novak	4-5	0-1	8	5	8
Drew Head	1-4	2-2	1	1	4	Carl McPipe	2-6	0-0	6	4	4
Eddie Fields	2-3	0-0	2	4	4	Brian Banks	8-14	1-3	2	3	17
Cary Carrabine	2-5	0-0	3	0	4	Allen Holder	4-8	2-2	5	3	10
Al Beal	2-5	1-2	5	3	5	Curt Hedberg	0-2	0-0	1	0	0
Aaron Curry	5-16	2-2	7	2	12	Rickey Harris	1-5	0-0	4	4	2
Billy Graham	0-0	0-0	1	3	0	Eric Coard	0-0	0-0	0	0	0
Team			5			Team			4		
Totals	22-51	12-19	35	19	56	Totals	28-55	10-16	34	20	66

Shooting percentages: Nebraska—field goals 50.9, free throws 62.3; Oklahoma—field goals 43.1, free throws 63.1.

Attendance: 15,000

Halftime score: Nebraska 26, Oklahoma 27.



South Carolina 54, Nebraska 49

Jan. 3, 1977

Columbia, S.C.

South Carolina (54)						Nebraska (49)					
	fg-a	ft-a	rb	pf	tp		fg-a	ft-a	rb	pf	tp
Golie Augustus	1-3	0-0	3	4	2	Bob Siegel	4-15	1-2	5	0	9
Nate Davis	2-3	3-4	3	0	7	Terry Novak	1-2	1-2	3	4	3
Jim Graziano	6-10	6-7	7	4	18	Carl McPipe	7-11	2-2	6	3	16
Jackie Gilloon	1-5	4-4	1	2	6	Brian Banks	8-14	2-5	3	4	18
Stu Klitenic	4-9	0-0	10	1	8	Allen Holder	1-7	1-2	5	3	3
Mike Doyle	2-7	0-0	2	0	4	Rickey Harris	0-0	0-0	1	4	0
Karlton Hilton	1-5	1-2	3	0	3	Curt Hedberg	0-0	0-0	0	0	0
Bill Gause	1-2	0-0	0	0	2	Stanley Jackson	0-0	0-0	2	0	0
Chuck Sherwood	2-2	0-0	0	1	4	Team			2		
Kenny Reynolds	0-1	0-0	2	1	0	Totals	21-49	7-13	27	18	49
Team			0								
Totals	20-47	14-17	31	13	54						

Shooting percentages: Nebraska—field goals 42.8, free throws 53.8; South Carolina—field goals 42.6, free throws 82.4.

Attendance: 6,132

Halftime score: Nebraska 30, South Carolina 28

GAME-BY-GAME IN '76-'77

Kansas State 57, Nebraska 52

Jan. 8, 1977

Lincoln, Neb.

Kansas State (57)

	fg-a	ft-a	rb	pf	tp
Curtis Redding	6-11	3-4	0	1	15
Larry Dassie	0-12	0-0	9	3	0
Darryl Winston	6-8	6-8	10	3	18
Tyrone Ladson	1-4	0-1	1	0	2
Mike Evans	6-16	6-7	6	1	18
Keith Frazier	0-0	0-0	7	1	0
Jerry Black	0-0	0-0	0	0	0
Dean Danner	2-3	0-0	1	2	4
Dan Droge	0-0	0-0	0	1	0
Team			3		
Totals	21-54	15-20	37	12	57

Nebraska (52)

	fg-a	ft-a	rb	pf	tp
Terry Novak	3-6	0-0	4	2	6
Bob Siegal	5-11	0-1	3	2	10
Carl McPipe	7-16	4-6	12	2	18
Brian Banks	3-7	0-0	4	5	6
Allen Holder	5-9	0-0	4	5	10
Eric Coard	0-2	0-0	1	2	0
Rickey Harris	0-1	0-0	3	2	0
Curt Hedberg	0-0	0-0	0	1	0
Stanley Jackson	1-1	0-0	0	1	2
Totals	24-53	4-7	31	22	52

Shooting percentages: Kansas State—field goals 38.9, free throws 75.0; Nebraska—field goals 45.2, free throws 57.1.

Attendance: 10,560

Halftime score: Nebraska 24, Kansas State 20



Nebraska 69, Colorado 54

Jan. 12, 1977

Lincoln, Neb.

Nebraska (69)

	fg-a	ft-a	rb	pf	tp
Terry Novak	5-9	1-4	7	2	11
Bob Siegal	5-9	1-3	5	3	11
Carl McPipe	2-7	2-2	8	5	6
Brian Banks	7-14	6-9	4	4	20
Allen Holder	5-11	3-6	3	2	13
Mark McVicker	1-1	1-1	0	1	3
Rickey Harris	0-0	0-0	3	4	0
Curt Hedberg	2-4	1-4	6	2	5
Stanley Jackson	0-1	0-0	0	1	0
Team			5		
Totals	27-56	15-29	41	24	69

Colorado (54)

	fg-a	ft-a	rb	pf	tp
Clayton Bullard	3-12	5-10	7	3	11
Greg Benjamin	0-2	0-0	3	3	0
Larry Vaculik	1-6	4-7	5	3	6
Emmett Lewis	10-19	2-4	3	4	22
Toney Ellis	1-6	0-0	1	5	2
Jay Sferra	1-3	0-0	3	5	2
Jim Cummins	0-0	0-0	1	2	0
Kurt Schoenhoff	0-0	2-4	2	2	2
Chris Knoche	0-0	0-1	0	1	0
Royce Tolley	0-1	0-0	1	0	0
Dave Bolen	4-6	1-2	6	5	9
Team			2		
Totals	20-55	14-28	34	33	54

Shooting percentages: Colorado—field goals 36.3, free throws 50.0; Nebraska—field goals 48.2, field goals 51.7.

Attendance: 8,420

Halftime score: Nebraska 24, Colorado 22

GAME-BY-GAME IN '76-'77

Nebraska 49, Iowa State 48

Jan. 15, 1977

Ames, Iowa

Nebraska (49)					Iowa State (48)						
	fg-a	ft-a	rb	pf	tp		fg-a	ft-a	rb	pf	tp
Terry Novak	2-4	0-0	6	3	4	Andrew Parker	1-3	2-2	1	1	4
Bob Siegel	2-6	0-1	2	3	4	Steve Burgason	4-7	2-2	7	1	10
Carl McPipe	9-14	3-5	14	3	21	Dean Uthoff	1-5	2-4	9	2	4
Brian Banks	6-14	0-0	2	2	12	Leonard Allen	6-17	2-4	1	2	14
Allen Holder	1-5	0-1	2	5	2	Carlton Evans	2-2	2-2	3	3	6
Rickey Harris	0-0	0-0	0	0	0	John Tillo	1-2	0-0	0	1	2
Curt Hedberg	3-7	0-0	2	3	6	Cal Freeman	0-0	0-0	0	1	0
Team			3			Paul Landsberger	2-6	3-5	5	3	7
Totals	23-50	3-7	31	19	49	Chuck Harmison	0-3	1-2	5	2	1
						Team			6		
						Totals	17-45	14-21	37	16	48

Shooting percentages: Nebraska—field goals 46.0, free throws 42.9; Iowa State—field goals 37.7, free throws 66.7.

Attendance: 5,000 (TV)

Halftime score: Nebraska 27, Iowa State 27



Oklahoma 65, Nebraska 58

Jan. 19, 1977

Lincoln, Neb.

Oklahoma (65)					Nebraska (58)						
	fg-a	ft-a	rb	pf	tp		fg-a	ft-a	rb	pf	tp
John McCullough	4-13	5-6	11	4	13	Bob Siegel	7-10	2-4	5	3	16
Terry Stotts	4-11	0-0	5	3	8	Terry Novak	0-6	0-1	2	2	0
Al Beal	3-8	3-5	8	4	9	Carl McPipe	4-10	9-10	11	4	17
Eddie Fields	3-3	2-3	4	4	8	Brian Banks	5-15	4-4	3	4	14
Cary Carrabine	5-9	2-2	5	2	12	Allen Holder	4-10	2-4	5	5	10
Aaron Curry	7-13	0-2	11	4	14	Rickey Harris	0-1	0-3	0	1	0
Gary Raker	0-0	0-0	0	0	0	Curt Hedberg	0-6	1-3	2	2	1
Clifford Johnson	0-0	1-2	1	2	1	Team			3		
Drew Head	0-2	0-2	3	4	0	Totals	20-58	18-29	31	21	58
Team			2								
Totals	26-59	13-22	50	27	65						

Shooting percentages: Oklahoma—field goals 44.1, free throws 59.1; Nebraska—field goals 34.5, free throws 62.1

Attendance: 10,145

Halftime score: Oklahoma 34, Nebraska 22

GAME-BY-GAME IN '76-'77

Missouri 76, Nebraska 63

Jan. 22, 1977

Columbia, Mo.

Missouri (76)					Nebraska (63)						
	fg-a	ft-a	rb	pf	tp		fg-a	ft-a	rb	pf	tp
Jim Kennedy	0-5	2-5	4	4	2	Bob Siegel	6-14	2-2	14	4	14
Clay Johnson	4-9	2-2	10	3	10	Terry Novak	0-1	0-0	2	5	0
Kim Anderson	12-13	3-7	6	3	27	Carl McPipe	3-10	2-4	2	5	8
Scott Sims	4-13	4-8	7	4	12	Brian Banks	6-17	2-2	2	4	14
Larry Drew	2-3	0-0	3	2	4	Allen Holder	7-15	0-0	7	4	14
James Clabon	1-3	2-3	3	1	4	Curt Hedberg	0-0	0-0	1	0	0
Brad Droy	5-5	2-4	1	0	12	Stanley Jackson	1-6	2-4	7	5	4
Danny Van Rheen	2-3	0-1	0	0	4	Mark McVicker	1-1	0-0	3	2	2
Rob Roundtree	0-1	1-2	1	1	1	Rickey Harris	0-1	1-2	1	2	1
Team			2			Paul McDonald	0-0	2-2	1	1	2
Totals	30-55	16-32	37	18	76	James Caldwell	2-2	0-0	0	0	4
						Team			10		
						Totals	26-67	11-16	50	31	63

Shooting percentages: Nebraska—field goals 38.8, free throws 68.8; Missouri—field goals 54.5, free throws 50.0.

Attendance: 7,791

Halftime score: Missouri 31, Nebraska 24



Nebraska 60, Kansas 57

Jan. 26, 1977

Lincoln, Neb.

Nebraska (60)					Kansas (57)						
	fg-a	ft-a	rb	pf	tp		fg-a	ft-a	rb	pf	tp
Terry Novak	1-3	2-3	0	2	4	Ken Koenigs	2-3	1-1	2	4	5
Bob Siegel	5-12	1-4	6	3	11	Herb Nobles	5-11	2-2	4	5	12
Carl McPipe	12-19	4-5	6	2	28	John Douglas	6-13	2-2	5	3	14
Brian Banks	6-10	1-2	2	4	13	Hasan Houston	5-13	6-6	2	4	16
Allen Holder	1-4	2-4	4	1	4	Clint Johnson	3-5	0-0	6	5	6
Rickey Harris	0-1	0-1	2	0	0	D. Von More	2-3	0-0	5	4	4
Curt Hedberg	0-1	0-0	0	1	0	Brad Sanders	0-0	0-0	1	0	0
Team			6			Scott Anderson	0-0	0-0	0	0	0
Totals	25-50	10-19	26	13	60	Team			0		
						Totals	23-48	11-11	25	25	57

Shooting percentage: Kansas—field goals 47.9, free throws 1.000; Nebraska—field goals 50.0; free throws 52.6.

Attendance: 9,011

Halftime score: Kansas 28, Nebraska 27

GAME-BY-GAME IN '76-'77

Nebraska 66, Oklahoma State 54

Jan. 29, 1977

Lincoln, Neb.

Nebraska (66)						Oklahoma State (54)					
	fg-a	ft-a	rb	pf	tp		fg-a	ft-a	rb	pf	tp
Terry Novak	4-5	2-2	6	5	10	Eli Johnson	6-11	1-2	6	2	13
Bob Siegel	2-9	7-8	5	2	11	Olus Holder	7-11	4-7	6	5	18
Carl McPipe	8-17	0-0	4	4	16	Andrew Jones	4-7	2-4	7	3	10
Brian Banks	3-9	1-1	5	2	7	Ronnie Daniel	3-8	1-2	1	5	7
Allen Holder	7-11	3-4	5	3	17	Fred Stevenson	2-7	0-0	4	3	4
Paul McDonald	0-0	0-0	0	0	0	Alan Rehrig	1-2	0-0	0	0	2
Rickey Harris	0-1	0-0	0	0	0	Rich Bobby	0-0	0-0	1	0	0
Curt Hedberg	0-2	5-6	2	3	5	Team			4		
Team			3			Total	23-46	8-15	29	18	54
Totals	24-54	18-21	30	19	66						

Shooting percentages: Oklahoma State—field goals 50.0, free throws 53.3; Nebraska—field goals 44.4, free throws 85.7

Attendance: 8,563 (TV)

Halftime score: Oklahoma St. 23, Nebraska 20



Nebraska 73, Colorado 62

Feb. 2, 1977

Boulder, Colo.

Nebraska (73)						Colorado (62)					
	fg-a	ft-a	rb	pf	tp		fg-a	ft-a	rb	pf	tp
Terry Novak	4-6	2-2	4	3	10	Toney Ellis	5-9	0-0	3	5	10
Bob Siegel	6-17	5-8	15	2	17	Emmett Lewis	7-18	4-4	2	4	18
Carl McPipe	3-4	0-0	3	4	6	Larry Vaculik	9-14	0-3	2	4	18
Brian Banks	3-13	10-13	2	3	16	Clayton Bullard	1-6	0-0	2	3	2
Allen Holder	5-8	2-3	7	2	12	Dave Bolen	1-2	0-0	0	4	2
Rickey Harris	1-1	2-2	1	0	4	Kurt Schoenhoff	0-0	2-2	2	3	2
Curt Hedberg	2-5	4-4	2	2	8	Greg Benjamin	3-4	0-0	8	1	6
Team			6			Tom Hinga	1-1	0-0	2	1	2
Totals	24-54	25-32	40	16	73	Chris Knoche	1-1	0-2	0	2	2
						Royce Tolley	0-0	0-0	0	0	0
						Tim Vinson	0-0	0-0	0	0	0
						Team			4		
						Totals	28-55	6-11	25	27	62

Shooting percentages: Nebraska—field goals 44.4, free throws 78.1; Colorado—field goals 50.9, free throws 54.5.

Attendance: 2,844

Halftime score: Colorado 34, Nebraska 29

Nebraska 66, Iowa State 51

Feb. 5, 1977

Lincoln, Neb.

Nebraska (66)					Iowa State (51)						
	fg-a	ft-a	rb	pf	tp		fg-a	ft-a	rb	pf	tp
Terry Novak	2-5	1-1	3	1	5	Andrew Parker	6-11	0-1	2	2	12
Bob Siegel	1-9	0-2	9	1	2	Steve Burgason	1-4	0-0	4	3	2
Carl McPipe	5-15	6-9	9	3	16	Dean Uthoff	5-11	5-6	13	3	15
Brian Banks	5-11	2-4	2	4	12	Randy Larson	0-0	0-0	0	0	0
Allen Holder	6-8	0-0	2	3	12	John Tillo	0-2	0-1	1	0	0
Paul McDonald	0-0	0-0	0	1	0	Leonard Allen	3-9	2-2	2	3	8
James Caldwell	0-1	0-0	0	0	0	Carlton Evans	0-2	0-0	3	3	0
Mark McVicker	0-3	0-1	2	3	0	Ricky Byrdson	0-1	0-0	1	1	0
Rickey Harris	0-1	0-2	1	2	0	Calvin Freeman	0-0	0-0	0	0	0
Curt Hedberg	7-14	2-2	9	2	16	Paul Landsberger	1-3	5-7	4	3	7
Stanley Jackson	1-2	1-2	3	0	3	Chuck Harmison	2-4	3-4	4	4	7
Team			2			Team			3		
Totals	27-69	12-23	42	20	66	Totals	18-47	15-21	37	22	51

Shooting percentages: Iowa State—field goals 38.3, free throws 71.4; Nebraska—field goals 39.1, free throws 52.2.

Attendance: 13,467

Halftime score: Nebraska 28, Iowa State 25



Kansas State 67, Nebraska 62

Feb. 9, 1977

Manhattan, Kan.

Kansas State (67)					Nebraska (62)						
	fg-a	ft-a	rb	pf	tp		fg-a	ft-a	rb	pf	tp
Larry Dassie	11-15	4-4	9	1	26	Bob Siegel	1-6	2-3	4	1	4
Curtis Redding	3-10	0-0	2	4	6	Terry Novak	5-8	4-5	8	4	14
Daryl Winston	0-1	0-0	3	4	0	Carl McPipe	6-14	4-6	12	5	16
Mike Evans	9-12	4-4	1	3	22	Allen Holder	3-8	0-0	1	2	6
Scott Langton	3-6	0-0	1	2	6	Brian Banks	8-14	1-2	2	5	17
Dan Droge	1-2	1-2	3	3	3	Curt Hedberg	0-1	2-2	1	2	2
Tyrone Ladson	0-1	1-2	0	0	1	Rickey Harris	1-1	1-2	1	1	3
Jerry Black	1-2	1-3	3	5	3	Stanley Jackson	0-0	0-0	1	1	0
Team			0			Team			5		
Totals	28-49	11-15	22	22	67	Totals	24-52	14-20	30	21	62

Shooting percentages: Nebraska—field goals 46.2, free throws 70.0; Kansas State—field goals 57.1, free throws 73.3.

Attendance: 10,800

Halftime score: Kansas State 32, Nebraska 31

GAME-BY-GAME IN '76-'77

Nebraska 60, Missouri 58

Feb. 12, 1977

Lincoln, Neb.

Nebraska (60)						Missouri (58)					
	fg-a	ft-a	rb	pf	tp		fg-a	ft-a	rb	pf	tp
Terry Novak	3-4	4-6	3	3	10	Clay Johnson	5-8	2-2	8	5	12
Curt Hedberg	2-6	2-2	2	3	6	Jim Kennedy	5-8	1-2	4	2	11
Carl McPipe	3-13	2-4	7	4	8	Kim Anderson	5-12	7-10	9	5	17
Brian Banks	6-10	2-2	3	2	14	Scott Sims	3-11	0-0	2	4	6
Allen Holder	1-7	2-2	3	4	4	Larry Drew	3-6	0-0	3	2	6
Bob Siegel	8-15	2-2	5	3	18	Danny Van Rheen	0-0	0-0	1	0	0
Team			3			James Clabon	2-2	0-0	4	1	4
Totals	23-55	14-18	26	19	60	Brad Droy	1-1	0-0	0	1	2
						Team			0		
						Totals	24-48	10-14	31	20	58

Shooting percentages: Missouri—field goals 50.0, free throws 71.4; Nebraska—field goals 41.8, free throws 77.7.

Attendance: 14,273 (Nebraska Record)

Halftime score: Nebraska 33, Missouri 30



Oklahoma 72, Nebraska 62

Feb. 16, 1977

Norman Okla.

Oklahoma (72)						Nebraska (62)					
	fg-a	ft-a	rb	pf	tp		fg-a	ft-a	rb	pf	tp
John McCullough	12-19	2-3	14	4	26	Bob Siegel	8-21	2-2	8	1	18
Jerry Stotts	1-1	0-0	3	2	2	Terry Novak	1-4	2-2	2	4	4
Al Beal	8-13	3-4	9	1	19	Carl McPipe	4-11	2-3	3	5	10
Gary Carrabine	2-6	4-6	0	3	8	Brian Banks	3-9	2-3	1	4	8
Eddie Fields	1-3	0-1	4	4	2	Allen Holder	6-12	3-4	6	0	15
Aaron Curry	4-13	1-1	10	4	9	Curt Hedberg	0-3	0-0	4	1	0
Drew Head	3-8	0-1	8	2	6	Stanley Jackson	0-2	3-5	1	1	3
Clifford Johnson	0-0	0-0	0	0	0	Rickey Harris	0-2	2-2	2	0	2
Team			1			Paul McDonald	0-0	0-0	0	2	0
Totals	31-63	10-16	49	20	72	Mark McVicker	1-1	0-0	0	0	2
						team			3		
						Totals	23-65	16-21	30	18	62

Shooting percentages: Nebraska—field goals 35.4, free throws 76.2; Oklahoma—field goals 49.2, free throws 62.5.

Attendance: 6,330

Halftime score: Oklahoma 34, Nebraska 24

Kansas 74, Nebraska 66

Feb. 19, 1977

Lawrence, Kan.

Kansas (74)					Nebraska (66)						
	fg-a	ft-a	rb	pf	tp		fg-a	ft-a	rb	pf	tp
Clint Johnson	4-8	0-1	4	3	8	Terry Novak	2-5	5-5	3	2	9
Herb Nobles	4-7	4-4	4	1	12	Bob Siegel	6-10	2-4	3	4	14
Ken Koenigs	8-14	3-4	7	4	19	Carl McPipe	7-14	9-12	12	5	23
Hasan Houston	0-3	0-0	2	4	0	Brian Banks	2-13	2-2	3	4	6
John Douglas	8-14	3-5	8	3	19	Allen Holder	4-13	2-4	3	1	10
Donnie Von Moore	4-5	0-0	5	5	8	Curt Hedberg	0-0	2-2	0	1	2
Milt Gibson	1-5	2-4	2	3	4	Stanley Jackson	1-1	0-0	1	0	2
Paul Mokeski	2-4	0-2	5	1	4	Paul McDonald	0-0	0-0	0	1	0
Team			4			Mark McVicker	0-0	0-0	1	0	0
Totals	31-60	12-20	41	24	74	James Caldwell	0-0	0-0	0	0	0
						Team			11		
						Totals	22-56	22-29	37	18	66

Shooting percentages: Nebraska—field goals 39.3, free throws 75.9; Kansas—field goals 51.7, free throws 60.0.

Attendance: 12,380

Halftime score: Kansas 35, Nebraska 34



Oklahoma State 62, Nebraska 60

Feb. 23, 1977

Stillwater, Okla.

Oklahoma State (62)					Nebraska (60)						
	fg-a	ft-a	rb	pf	tp		fg-a	ft-a	rb	pf	tp
Olus Holder	4-7	5-7	13	3	13	Bob Siegel	2-10	2-3	3	2	6
Eli Hohnson	1-6	1-2	7	2	3	Terry Novak	2-4	0-0	3	0	4
Anthony Williams	6-8	3-5	10	4	15	Carl McPipe	5-12	2-3	8	4	12
Ronnie Daniel	3-13	5-6	3	2	11	Brian Banks	3-10	1-4	2	4	7
Alan Rehrig	4-6	2-2	1	2	10	Allen Holder	6-15	2-3	2	5	14
Fred Stevenson	4-4	2-2	3	5	10	Curt Hedberg	6-11	1-2	4	4	13
Howard Kelsey	0-1	0-0	0	1	0	Rickey Harris	2-2	0-0	2	2	4
Rich Bobby	0-0	0-1	3	0	0	Paul McDonald	0-0	0-0	2	0	0
Andrew Jones	0-1	0-0	0	0	0	Mark McVicker	0-0	0-0	0	0	0
Team			7			James Caldwell	0-1	0-0	0	1	0
Totals	22-47	18-25	47	19	62	Team			5		
						Totals	26-65	8-15	31	22	60

Shooting percentages: Nebraska—field goals 40.0, free throws 53.0; Oklahoma State—field goals 47.0, free throws 72.0.

Attendance: 3,300

Halftime score: Oklahoma St. 40, Nebraska 28

GAME-BY-GAME IN '76-'77

Big 8 Postseason Playoff (First Round)

Kansas 61, Nebraska 58

Feb. 26, 1977

Lawrence, Kan.


Kansas (61)						Nebraska (58)					
	fg-a	ft-a	rb	pf	tp		fg-a	ft-a	rb	pf	tp
Clint Johnson	4-10	0-0	4	4	8	Terry Novak	2-5	0-0	2	3	4
Herb Nobles	5-14	0-0	7	5	10	Bob Siegel	7-13	5-6	5	2	19
Ken Koenigs	4-8	3-3	7	4	11	Carl McPipe	6-14	6-8	13	5	18
John Douglas	9-21	5-6	9	2	23	Brian Banks	4-6	1-6	4	4	9
Milt Gibson	2-5	1-2	3	3	5	Allen Holder	3-8	2-2	4	0	8
Donnie Von Moore	0-4	0-0	2	1	0	Curt Hedberg	0-1	0-0	0	1	0
Brad Sanders	0-1	2-2	1	0	2	Team			5		
Paul Mokeski	1-1	0-0	5	3	2	Totals	22-47	14-22	33	15	58
Hasan Houston	0-2	0-0	1	0	0						
Chris Barnthouse	0-0	0-0	0	0	0						
Team			4								
Totals	25-66	11-13	43	22	61						


Shooting percentages: Nebraska—field goals 46.8, free throws 63.6; Kansas—field goals 37.9, free throws 84.6.

Attendance: 6,870 (TV)

Halftime score: Nebraska 31, Kansas 31







RECORDS AND ALL-TIME SCORERS



JERRY FORT

NEBRASKA'S ALL TIME LEADING SCORER

On Dec. 27, 1972, when Nebraska met Iowa State during the first round of the Big 8 Preseason Tournament in Kansas City, then freshman guard Jerry Fort started his first game as a Husker. And what was about to follow would keep Cornhusker basketball fans cheering for the next three years.

Fort ended his Nebraska career in March of 1976 as the Huskers' all time leading scorer with 1,882 points. He was also the Cornhuskers only three time All Big 8 performer.

He holds every freshman, sophomore and junior scoring record, but ironically, he couldn't break the senior mark of 556-points, or a 21.4 average, set by Marvin Stewart in 1970-71.

His other major scoring record is the most points scored in one game by a Nebraska player. On Feb. 22, 1975 in Lincoln when Nebraska beat Missouri 80-77, Fort scored 40-points and broke the old mark of 38-points, set by Tom Russell vs. Kansas on Feb. 21, 1962.

CAREER TOTALS

	G-S	FG-FGA	Pct.	FT-TFA	Pct.	Reb.	Avg.	PF-D	TP	Avg.	High Game
1972-73	26-18	151-349	.433	74-104	.712	106	4.0	79-5	376	14.5	27, Kan., B8
1973-74	26-26	207-484	.428	54-88	.614	110	4.2	71-1	468	18.0	33, Mo., a
1974-75	26-26	218-508	.429	89-138	.645	91	3.5	70-1	525	20.2	40, Mo., h
1975-76	27-27	201-452	.445	111-156	.712	87	3.2	62-1	513	19.0	34, KSU, a
Totals	105-97	777-1793	.433	328-486	.675	394	3.8	282-8	1882	17.9	40, Mo., h





TOM BAACK

6-5 . . . 195 . . . Forward

Fort Wayne, Ind.

Baack, now the Cornhuskers' graduate assistant, was the Huskers No. 1 scorer until Jerry Fort captured all the scoring records. Featuring a satin smooth jump shot, the 6-5 forward played on three straight winning Nebraska teams. High school honors included All-State in basketball and All-City in basketball and football. A native Nebraskan, Tom was born in North Platte. A fine all around athlete, Tom also enjoys golf and baseball and earned three letters each in basketball, track and football at Concordia High.

BAACK'S STATISTICS

Year	G	FG	FGA	Pct.	FT	FTA	Pct.	RB	TP	Avg.
1965-66	25	147	325	.542	92	108	.852	106	386	15.4
1966-67	25	186	399	.466	71	85	.835	152	443	17.7
1967-68	25	191	412	.466	82	99	.828	134	464	18.6
TOTALS	75	524	1136	.462	245	292	.836	392	1293	17.2



STUART LANTZ

6-3 . . . 185 . . . Guard

Uniontown, Pa.

A Pennsylvania paper referred to him as the man with a golden hand. Husker followers knew him as Stu, the jumping jack from Uniontown who teamed with Tom Baack to give the Huskers a potent 1-2 punch that has yet to be matched. All-State and All-American at Uniontown High and two years All-Big 8. Played professional basketball with the Detroit Piston, Houston Rockets, New Orleans Jazz and the Los Angeles Lakers.

LANTZ'S STATISTICS

Year	G	FG	FGA	Pct.	FT	FTA	Pct.	RB	TP	Avg.
1965-66	25	125	290	.431	56	85	.659	199	306	12.2
1966-67	25	189	368	.513	100	129	.775	193	478	19.1
1967-68	25	173	349	.495	136	181	.757	179	482	19.2
TOTALS	75	487	1007	.485	292	395	.737	571	1266	16.8



CHUCK JURA
6-10 . . . 220 . . .
Center-Forward
Schuyler, Neb.

The best all-around big man in Nebraska history. Jura's 1,255 career points was the fourth highest ever and missed being third by only 11 points. His 551 points as a senior barely missed Marvin Stewart's season record of 556 and his 21.2 ppg average was only the second over 20 in the first 75 years of Nebraska basketball history. The big kid from Schuyler also set records for field goal percentage in a season (.592) and career (.549), single-season rebounds (305), and season field goals (220). Chuck is now playing in Italy.

JURA'S STATISTICS

Year	G	FG	FGA	Pct.	FT	FTA	Pct.	RB	TP	Avg.
1969-70	25	99	205	.483	51	86	.593	192	249	9.9
1970-71	26	181	306	.592	95	160	.594	243	455	17.5
1971-72	26	220	399	.551	111	181	.613	305	551	21.2
TOTALS	77	500	910	.549	257	427	.602	740	1255	16.3



MARVIN STEWART
6-3 . . . 180 . . . Guard
Chicago, ILL.

One of the finest fast-breaking guards in Nebraska history. Marvin had exceptional break-away speed and tremendous ball handling ability. Despite missing 12 games his junior year, he ranks fifth behind Jerry Fort, Tom Baack, Stu Lantz and Chuck Jura on the Husker all-time scoring chart. Marvin edged Tom Baack's record career ppg average by .002 (17.242-17.240). In his senior year, "Marvelous Marv" became Joe Cipriano's third All Big Eight performer. His 21.4 scoring average and 556 points are both records.

STEWART'S STATISTICS

Year	G	FG	FGA	Pct.	FT	FTA	Pct.	RB	TP	Avg.
1968-69	26	137	321	.426	107	150	.720	66	386	14.6
1969-70	14	83	174	.477	35	56	.625	28	201	14.3
1970-71	26	215	426	.505	126	153	.824	54	556	21.4
TOTALS	66	435	921	.472	268	359	.747	148	1138	17.2



HERSCHELL TURNER

**6-2 . . . 190 . . . Guard-Forward
Indianapolis, Ind.**

Teamed with Al Maxey to provide another great 1-2 punch for past Cornhusker teams. A fine shooter, he also had great leaping ability. Held the Husker mark for most rebounds in a season (244 in 1958-59) until Leroy Chalk broke the record in 1968-69 with 257 caroms. A leader of the Jerry Bush "give & go" type of basketball, Turner was noted for his sharp passing and rough defensive play as well as his always potent scoring punch.

TURNER'S STATISTICS

Year	G	FG	FGA	Pct.	FT	FTA	Pct.	RB	TP	Avg.
1959-60	24	143	326	.438	96	155	.619	193	382	15.9
1958-59	25	146	361	.404	136	183	.743	244	428	17.1
1957-58	23	82	211	.389	82	136	.608	189	246	10.7
TOTALS	72	371	898	.413	314	474	.662	626	1056	14.7



BOB SIEGEL

**6-7 . . . 215 . . . Forward
Fairbury, Neb.**

Started for three years (1975-77), and played as a Frosh in 1974, as a Husker forward under Joe Cipriano. Wound up Nebraska's seventh leading All Time Scorer with 970 points, for a career average of 9.6-a game. Also a fine rebounder, Siegel had a four-year rebound total of 632 for a 6.3 average. Possessed a fine corner short and was rugged under the boards.

SIEGEL'S STATISTICS

Year	G	FG	FGA	Pct.	FT	FTA	Pct.	RB	TP	Avg.
1973-74	19	35	89	.393	12	18	.667	66	82	4.3
1974-75	26	117	278	.421	42	56	.750	227	268	10.3
1975-76	27	121	266	.455	40	56	.714	158	282	10.4
1976-77	29	136	340	.400	66	102	.647	181	338	11.7
TOTALS	101	409	973	.420	160	232	.690	632	970	9.6



TOM SCANTLEBURY
6-2 . . . 180 . . . Guard
Oakland, Calif.

An electrifying, ball-handling wizard, Tom led the Huskers in scoring his junior and senior years. Able to run with reckless abandon, yet stop and put up the smooth jump shot. A great crowd pleaser, the capability to break a game wide open was always with the graduate of Oakland Skyline High. Second team All Big 8 his senior year. Begins his fourth year as a high school basketball coach at Ft. Calhoun, Neb.

SCANTLEBURY'S STATISTICS

Year	G	FG	FGA	Pct.	Ft	FTA	Pct.	RB	TP	Avg.
1967-68	24	111	268	.518	83	108	.769	86	309	12.8
1968-69	26	118	269	.438	63	91	.692	79	299	11.5
1969-70	25	140	298	.470	81	104	.779	102	361	14.4
TOTALS	75	369	835	.441	227	303	.748	267	969	12.9




NATE BRANCH
6-4 . . . 195 . . . Guard-Forward
Palo Alto, Calif.

One of the quickest players to ever perform for the University of Nebraska. A fine musician, Nate organized his own combo on campus and played nightclub spots during the off season. He has written a new theme song for the Harlem Globe Trotters, as he plays and tours with the basketball magicians. One of Joe Cipriano's first recruits at NU. His great breakaway speed made him the nucleus of Cipriano's run and gun style of ball.

BRANCH'S STATISTICS

Year	G	FG	FGA	Pct.	FT	FTA	Pct.	RB	TP	Avg.
1964-65	25	100	238	.420	57	92	.620	110	257	10.3
1965-66	25	130	315	.414	78	107	.729	170	338	13.5
1966-67	25	137	319	.429	89	121	.737	190	363	15.6
TOTALS	75	367	872	.421	224	320	.700	470	958	12.8



LEROY CHALK

6-7 . . . 218 . . . Center

Big Sandy, Texas

Small for a center at 6-7, Leroy nearly always had to compete against taller opponents. But using his quickness and tremendous strength, he dominated the boards for three years. As a sophomore, he set a new single-season rebounding record with 257 caroms and as a senior, broke his old record with 290. He wound up with 782 career rebounds, easily smashing Rex Ekwall's old mark of 692.

CHALK'S STATISTICS

Year	G	FG	FGA	Pct.	FT	FTA	Pct.	RB	TP	Avg.
1968-69	26	98	182	.538	35	57	.615	257	231	8.8
1969-70	26	91	184	.495	46	77	.597	235	228	9.5
1970-71	26	102	189	.540	52	63	.825	290	246	9.5
TOTALS	76	291	555	.524	133	197	.675	782	705	9.3

ALL-TIME TOP SCORERS

JERRY FORT

Year	G	FG	FGA	Pct.	FT	FTA	Pct.	RB	TP	Avg.
1972-73	26	151	349	.433	74	104	.712	106	376	14.5
1973-74	26	207	484	.428	54	88	.614	110	468	18.0
1974-75	26	218	508	.429	89	138	.645	91	525	20.2
1975-76	27	201	452	.445	111	156	.712	87	513	19.0
TOTALS	105	777	1793	.433	328	486	.675	394	1882	17.9

TOM BAACK

1965-66	25	147	325	.452	92	108	.852	106	386	15.4
1966-67	25	186	399	.466	71	85	.835	152	443	17.7
1967-68	25	191	412	.466	82	99	.828	134	464	18.6
TOTALS	75	524	1136	.462	245	292	.839	392	1293	17.2

STUART LANTZ

1965-66	25	125	290	.431	56	85	.659	199	306	12.2
1966-67	25	189	368	.513	100	129	.775	193	478	19.1
1967-68	25	173	349	.495	136	181	.757	179	482	19.2
TOTALS	75	487	1007	.485	292	395	.737	571	1266	16.8

CHUCK JURA

1969-70	25	99	205	.483	51	86	.593	192	249	9.9
1970-71	26	181	306	.592	95	160	.594	243	455	17.5
1971-72	26	220	399	.551	111	181	.613	305	551	21.2
TOTALS	77	500	910	.549	257	427	.602	740	1255	16.3

MARVIN STEWART

1968-69	26	137	321	.426	107	150	.720	66	381	14.6
1969-70	14	83	174	.477	35	56	.625	28	201	14.3
1970-71	26	215	426	.505	126	153	.824	54	556	21.4
TOTALS	66	435	921	.472	268	359	.747	148	1138	17.2

HERSCHELL TURNER

1959-60	24	143	326	.430	96	155	.619	193	382	15.9
1958-59	25	146	361	.404	136	183	.743	244	428	17.1
1957-58	23	82	211	.389	82	136	.608	189	246	10.7
TOTALS	72	371	898	.413	314	474	.662	626	1056	14.7

BOB SIEGEL

1973-74	19	35	89	.393	12	18	.667	66	82	4.3
1974-75	26	117	278	.421	42	56	.750	227	268	10.3
1975-76	27	121	266	.455	40	56	.714	158	282	10.4
1976-77	29	136	340	.400	66	102	.647	181	338	11.7
TOTALS	101	409	973	.420	160	232	.690	632	970	9.6

TOM SCANTLEBURY

1967-68	24	111	268	.418	83	108	.769	86	309	12.8
1968-69	26	118	269	.438	63	91	.692	79	299	11.5
1969-70	25	140	298	.470	81	104	.779	102	361	14.4
TOTALS	75	369	835	.441	227	303	.748	267	969	12.9

NATE BRANCH

1964-65	25	100	238	.420	57	92	.620	110	257	10.3
1965-66	25	130	315	.414	78	107	.729	170	338	13.5
1966-67	25	137	319	.429	89	121	.737	190	363	15.6
TOTALS	75	367	872	.421	224	320	.700	470	958	12.8

REX EKWALL

1955-56	21	102	237	.430	108	151	.715	224	312	14.8
1956-57	23	106	259	.409	95	127	.748	214	307	13.3
1954-55	21	88	194	.453	85	116	.733	241	261	12.4
TOTALS	65	296	690	.429	288	394	.731	679	880	13.6

GRANT SIMMONS

1963-64	24	63	161	.393	39	66	.591	59	165	6.8
1964-65	24	111	281	.395	82	121	.678	88	304	12.2
1965-66	25	131	267	.491	118	163	.724	68	380	15.2
TOTALS	74	305	709	.431	239	350	.683	215	849	11.3

BOB GRATOPP

1967-68	25	86	204	.422	91	111	.820	154	263	10.5
1968-69	26	92	218	.422	141	178	.791	133	325	12.5
1969-70	25	77	186	.414	84	111	.757	125	238	9.5
TOTALS	76	255	608	.419	316	400	.790	412	826	10.8

JAMES BUCHANAN

1951-52	24	173	484	.357	54	89	.607	127	400	16.7
1950-51	22	114	299	.382	56	80	.700	*	284	12.9
1949-50	23	58	159	.365	21	34	.610	*	137	5.9
TOTALS	69	345	942	.366	131	203	.645	*	821	11.9

CLAUDE RUTHERFORD

1948-49	26	124	434	.286	63	95	.663	*	311	11.9
1947-48	24	102	334	.305	55	96	.573	*	259	10.8
1946-47	24	92	322	.283	60	92	.652	*	244	10.2
TOTALS	74	318	1090	.292	178	283	.629	*	814	11.0

* Not available.

VARSITY RECORDS

FRESHMAN RECORDS

Most FGs—Jerry Fort, 1972-73	151
Most FGs Attempted—Jerry Fort, 1972-73	349
Best FG Percent—Jerry Fort, 1972-73	433
Most FTs—Jerry Fort, 1972-73	74
Most FTs Attempted—Jerry Fort, 1972-73	104
Best FT Percent—Jerry Fort, 1972-73	712
Most Points—Jerry Fort, 1972-73	376
Most Points, One game—Jerry Fort vs. Kansas, 1972-73	27
Best Average—Jerry Fort, 1972-73	14.5
Most Rebounds—Rickey Harris, 1973-74	116

SOPHOMORE RECORDS

Most FGs—Jerry Fort, 1973-74	207
Most FGs Attempted—Jerry Fort, 1973-74	484
Best FG Percent—Larry Cox, 1973-74	579
Most FTs—Marvin Stewart, 1968-69	107
Most FTs Attempted—Marvin Stewart, 1968-69	150
Best FT Percent—Tom Baack, 1965-66	852
Most Points—Jerry Fort, 1973-74	468
Best Average—Jerry Fort, 1973-74	18.0
Most Rebounds—Leroy Chalk, 1968-69	257

JUNIOR RECORDS

Most FGs—Jerry Fort, 1974-75	218
Most FGs Attempted—Jerry Fort 1974-75	508
Best FG Percent—Chuck Jura, 1970-71	592
Most FTs—Bob Gratop, 1968-69	141
Most FTs Attempted—Herchell Turner, 1958-59	183
Best FT Percent—Tom Baack, 1966-67	835
Most Points—Jerry Fort, 1974-75	525
Best Average—Jerry Fort, 1974-75	20.2
Most Rebounds—Herschell Turner, 1958-59	244

SENIOR RECORDS

Most FGs—Chuck Jura, 1971-72	220
Most FGs Attempted—Jim Buchanan, 1951-52	484
Best FG Percent—Larry Cox, 1975-76	672
Most FTs—Stuart Lantz, 1967-68	136
Most FTs Attempted—Bill Johnson, 1953-54	212
Best FT Percent—Tom Baack, 1967-68	835
Most Points—Marvin Stewart, 1970-71	556
Best Average—Marvin Stewart, 1970-71	21.4
Most Rebounds—Chuck Jura, 1971-72	305

CAREER RECORDS

Most FGs—Jerry Fort, 1972-76	777
Most FGs Attempted—Jerry Fort, 1972-76	1,793
Best FG Percent—Larry Cox, 1973-76625
Most FTs—Jerry Fort, 1972-76	328
Most FTs Attempted—Jerry Fort, 1972-76	486
Best FT Percent—Tom Baack, 1966-67-68839
Most Points—Jerry Fort, 1972-76	1,882
Best Average—Jerry Fort, 1972-76	17.9
Most Rebounds—Leroy Chalk, 1969-70-71	782

INDIVIDUAL ONE GAME RECORDS

Most FGs—16, Marvin Stewart vs. Nevada, Dec. 14, 1970
Most FGA—34, Several Players
Most FTs—16, Tom Russell vs. Kansas, Feb. 21, 1962
Most FTA—20, Bill Johnson vs. Missouri, Jan. 21, 1953
Most Points—40, Jerry Fort vs. Missouri, Feb. 22, 1975
Most Rebounds—26, Bill Johnson vs. Iowa State, Jan. 4, 1954
Most Assists—12, Allen Holder vs. Kansas, Jan. 26, 1977

TEAM RECORDS

Most FGs—44, vs. Missouri, Jan. 28, 1967
Most FGA—97, vs. California State, Dec. 4, 1967
Most FTs—41, vs. Missouri, Jan. 16, 1956
Most FTA—60, vs. Kansas State, Jan. 11, 1954
Most Points—116, vs. Nevada, Dec. 14, 1970
Most Consecutive FTs—25, vs. Oklahoma in Big 8 Tourney, Dec. 28, 1967
Best FT Percent—96.9 (10-13) vs. Oklahoma State in Big 8 Tourney, Dec. 30, 1975
Least Turnovers—4, vs. Pacific, Dec. 19, 1975

MISCELLANEOUS RECORDS

Most Points in Overtime Game—94 vs. Wichita State (Neb. 94, Wichita St. 92, 3 OT), December 10, 1968
Most Total Points (Home)—187, (Nebraska 116, Nevada-Reno 71), Dec. 14, 1970
Most Total Points (Away)—205, (Marshall 119, Nebraska 87, 1967 NIT)
Most Points by an Opponent—119, Marshall, 1967 WIT
Most Points One Season—1,929, in 1965-66
Most FGs One Season—752, in 1970-71
Most Rebounds One Season—1,062, in 1965-66



ALL-CONFERENCE CORNHUSKERS

MISSOURI VALLEY

1909—W. W. Walsh, forward.	1914—no all-conference team.
1910—H. O. Perry, forward.	1916-18—no all-conference team.
1911—J. P. Gibson, forward; O. A. Frank, guard.	1919—C. Jackson, forward.
1912—no all-conference team.	1925—Orr Goodson, center; Mathias "Mutt" Volz, guard.
1913—Ross Haskell, forward; S. C. Carrier, guard.	1927—Clark Smaha, forward.

BIG SIX

1930—Don Maclay, center.	1937—Robert Parsons, guard.
1931—Steve Hokuf, guard.	1938—Robert Parsons, guard.
1933—Steve Hokuf, guard.	1941—Sid Held, guard; Don Fitz, guard.
1936—George Wahlquist, forward.	

BIG SEVEN

1949—Claude Rutherford, guard.	1950—"Bus" Whitehead, forward.
1952—James Buchanan, guard.	

BIG EIGHT

1960—Herschell Turner, guard.	1972—Chuck Jura, center.
1966—Grant Simmons, guard.	1974—Jerry Fort, guard.
1967—Stuart Lantz, guard.	1975—Jerry Fort, guard.
1968—Stuart Lantz, guard.	1976—Jerry Fort, guard.
1971—Marvin Stewart, guard.	

NEBRASKA'S 100-POINT GAMES

Date	Opponent	Site	NU	Opp.
Dec. 1, 1965	Wisconsin	Madison, Wis.	101	88
Dec. 12, 1966	Washington State	Lincoln	100	75
Jan. 2, 1967	Sweden Nationals*	Lincoln	103	78
Dec. 4, 1967	Fullerton State	Lincoln	111	74
Jan. 27, 1968	Oklahoma	Lincoln	110	90
Dec. 14, 1970	Nevada-Reno	Lincoln	116	71

*Exhibition.

BIG 8 CONFERENCE BASKETBALL RECORDS

INDIVIDUAL

- Most Points in Conference Game—50 by Bud Stallworth, Kansas vs. Missouri, 1971-72.
- Most Points in Game—52 by Wilt Chamberlain, Kansas vs. Northwestern, 1957. (58 by Bob Kurland, Oklahoma State vs. St. Louis, 1946, which was prior to Oklahoma State's entry into Conference.)
- Most Points in Conference Season—427 by Cliff Meely, Colorado, 1970-71.
- Most Points in Season—886 by Clyde Lovellette, Kansas, 1952.
- Most Points in Conference Career—1,070 by Cliff Meely, Colorado, 1969-70-71.
- Highest Average for Conference Season—30.5 by Cliff Meely, Colorado, 1970-71, in 14 games.
- Highest Average for Season—30.1 by Wilt Chamberlain, Kansas, 1958, in 21 games.
- Highest Average for Conference Career—26.5 by Wilt Chamberlain, Kansas, 1957-58 in 23 games.
- Highest Average for Career—29.8 by Wilt Chamberlain, Kansas, 1957-58, in 48 games.
- Most Field Goals in Conference Game—19 by Cliff Meely, Colorado vs. Oklahoma State, 1970-71; 19 by Bud Stallworth, Kansas vs. Missouri, 1971-72; 19 by Hercle Ivy, Iowa State vs. Colorado, 1974-75.
- Most Field Goals in Game—22 by Chuckie Williams, Kansas State vs. Holy Cross, 1976.
- Most Field Goals in Conference Season—179, Hercle Ivy, Iowa State, 1974-75.
- Most Field Goals in Season—352 by Clyde Lovellette, Kansas, 1952.
- Most Field Goals in Conference Career—438 by Jerry Fort, Nebraska, 1973-74-75-76.**
- Most Field Goals in Career—811 by Clyde Lovellette, Kansas, 1950-51-52, in 80 games.
- Most Free Throws in Conference Game—24 (of 24 attempts) by Arlen Clark, Oklahoma State vs. Colorado, 1959.
- Most Free Throws in Game—24 (of 24 attempts) by Arlen Clark, Oklahoma State vs. Colorado, 1959.
- Most Free Throws in Conference Season—128 by Don Smith, Iowa State, 1967-68.
- Most Free Throws in Season—250 by Wilt Chamberlain, 1957.
- Most Free Throws in Conference Career—304 by Don Smith, Iowa State, 1966-67-68.
- Most Free Throws in Career—502 by Don Smith, Iowa State, 1966-67-68.
- Highest Field Goal Percentage for Season (Minimum of 56 Goals)—.672 (133-198) by Larry Cox, Nebraska, 1976.**
- Highest Field Goal Percentage for Conference Career (Minimum of 140 Goals)—.619 (159-257) by Larry Cox, Nebraska, 1973-76.**
- Highest Field Goal Percentage for Career (Minimum of 200 Goals)—.625 (270-432) by Larry Cox, Nebraska, 1973-76.**
- Highest Free Throw Percentage for Season (Minimum of 50 Made)—.879 (58-66) by Howard Shannon, Kansas State, 1947-48.
- Highest Free Throw Percentage for Career (Minimum of 150 Made)—.839 (245-292) by Tom Baack, Nebraska, 1966-67-68.**

BIG 8 CONFERENCE BASKETBALL RECORDS

Most Rebounds in Conference Game—36 by Wilt Chamberlain, Kansas vs. Iowa State, 1958.

Most Rebounds in Game—36 by Wilt Chamberlain, Kansas vs. Iowa State, 1958.

Most Rebounds in Conference Season—235 by Andy Hopson, Oklahoma State, 1972-73.

Most Rebounds in Season—510 by Wilt Chamberlain, Kansas, 1957.

Most Rebounds in Conference Career—590, Andy Hopson, Oklahoma St., 1973-75.

Most Rebounds in Career—1,081 by Bill Bridges, Kansas, 1959-60-61.



BIG 8 CONFERENCE BASKETBALL RECORDS

TEAM OFFENSE

- Most Points Conference Game—119 by Iowa State vs. Colorado, 1974-75.
Most Points in Game—123 by Iowa State vs. Northern Iowa, 1974-75.
Most Points Conference in Season—1,194 by Missouri, 1975-76 in 14 games.
Most Points in Season—2,590 by Missouri, 1975-76 in 31 games.
Highest Scoring Average Conference for Season—85.3 by Missouri, 1975.
Highest Scoring Average for Season—85.8 by Iowa State, 1974-75.
Most Field Goals in Game—51 by Nebraska vs. Nevada, Las Vegas, 1970-71; and Iowa State vs. Northern Iowa, 1974-75.
Most Field Goals in Conference Season—494 by Iowa State, 1974-75.
Most Field Goals in Season—1,035 by Missouri, 1975-76 in 28 games.
Most Free Throws in Game—55 by Oklahoma (40 made) vs. Kansas State, 1955.
Most Free Throws in Conference Season—299 by Kansas State, 1959.
Most Free Throws in Season—463 by Kansas State, 1977, in 29 games.
Most Fouls in Conference Game—38 by Oklahoma vs. Kansas, 1953.
Most Fouls in Game—45 by Oklahoma vs. Southern California, 1967-68.
Most Fouls in Conference Season—357 by Nebraska, 1970-71.
Most Fouls in Season—700 by Kansas, 1952 in 31 games.
Highest Field Goal Percentage for Game—.718 by Oklahoma State (23-32) vs. Kansas State, 1962.
Highest Field Goal Percentage for Conference Season—.506 by Missouri, 1976-77.
Highest Field Goal Percentage for Season—.505 by Nebraska, 1970-71.
Highest Free Throw Percentage for Game—1.000 (14-14) by Kansas State vs. Iowa State, 1976; Kansas (11-11) vs. Kansas State, 1968 and Oklahoma (10-10) vs. Iowa State, 1940.
Highest Free Throw Percentage for Season—.711 by Oklahoma State (287-372), 1961.
Most Consecutive Free Throws in Game—25 by Nebraska vs. Oklahoma, 1967 Tournament.

TEAM DEFENSE

- Fewest Points Yielded Conference Game—13 by Kansas (31) vs. Missouri, 1932; and Iowa State (18) vs. Missouri, 1932.
Fewest Points Yielded in Game—1 by Oklahoma (90) vs. Edmond Teachers, 1910.
Fewest Points Yielded in Conference Season—235 by Kansas, 1934.
Fewest Points Yielded in Season (since 1929)—379 by Kansas, 1933-34, in 17 games.
Lowest Point Average Yielded in Conference Season—23.5 by Kansas, 1934.
Fewest Field Goals Yielded in Game—3 by Kansas vs. Missouri, 1931.
Fewest Free Throws Yielded in Game—1 by Iowa State vs. Kansas, 1933; Kansas vs. Iowa State, 1934; and Missouri vs. Kansas, 1936.
Fewest Free Throws Yielded in Season—60 by Kansas, 1930.
Fewest Fouls in Game—1 by Kansas vs. Topeka YMCA, 1899 and K.C. Athletic Club, 1899.
Fewest Fouls in Season—74 by Kansas, 1934.
Most Rebounds in Conference Game—77 by Kansas vs. Nebraska, 1957; and Kansas vs. Missouri, 1957.
Most Rebounds in Game—77 by Kansas vs. Nebraska, 1957; and Kansas vs. Missouri, 1957.
Most Rebounds in Conference Season—719 by Iowa State, 1975.
Most Rebounds in Season—1,452 by Missouri, 1975-76, in 31 games.

BIG EIGHT CONFERENCE CHAMPIONS 1908-1977

MISSOURI VALLEY

Year	Team	Conference Games			All Games			Coach
		W	L	Pct.	W	L	Pct.	
1908—Kansas		6	0	1.000	18	6	.745	Dr. F. C. Allen
1909—Kansas		8	2	.800	25	3	.892	Dr. F. C. Allen
1910—Kansas		7	1	.875	18	1	.947	W. O. Hamilton
1911—Kansas		9	3	.750	12	6	.666	W. O. Hamilton
1912—Nebraska		8	0	1.000	14	1	.933	E. O. Stiehm
Kansas		6	2	.750	11	7	.611	W. O. Hamilton
1913—Nebraska		10	0	1.000	17	2	.895	E. O. Stiehm
1914—Kansas		13	1	.929	17	1	.944	W. O. Hamilton
Nebraska		7	0	1.000	15	3	.833	E. O. Stiehm
1915—Kansas		13	1	.929	16	1	.941	W. O. Hamilton
1916—Nebraska		12	0	1.000	13	1	.929	Samuel Waugh
1917—Kansas State		10	2	.833	15	2	.882	Z. G. Clevenger
1918—Missouri		15	1	.938	17	1	.944	Dr. Walter Meanwell
1919—Kansas State		10	2	.833	16	2	.889	Z. G. Clevenger
1920—Missouri		17	1	.944	17	1	.944	Dr. Walter Meanwell
1921—Missouri		17	1	.944	17	1	.944	J. Craig Ruby
1922—Missouri		15	1	.937	16	1	.941	J. Craig Ruby
Kansas		15	1	.937	16	2	.888	Dr. F. C. Allen
1923—Kansas		16	0	1.000	17	1	.944	Dr. F. C. Allen
1924—Kansas		15	1	.931	15	3	.833	Dr. F. C. Allen
1925—Kansas		15	1	.937	17	1	.944	Dr. F. C. Allen
1926—Kansas		16	2	.888	16	2	.888	Dr. F. C. Allen
1927—Kansas		10	2	.833	15	2	.882	Dr. F. C. Allen
1928—Oklahoma		18	0	1.000	18	0	1.000	Hugh McDermott

BIG SIX

1929—Oklahoma		10	0	1.000	13	2	.866	Hugh McDermott
1930—Missouri		8	2	.800	15	3	.833	George Edwards
1931—Kansas		7	3	.700	15	3	.833	Dr. F. C. Allen
1932—Kansas		7	3	.700	13	5	.722	Dr. F. C. Allen
1933—Kansas		8	2	.800	13	4	.764	Dr. F. C. Allen
1934—Kansas		9	1	.900	16	1	.941	Dr. F. C. Allen
1935—Iowa State		8	2	.800	13	3	.812	Louis E. Menze
1936—Kansas		10	0	1.000	21	2	.913	Dr. F. C. Allen
1937—Kansas		8	2	.800	15	4	.788	Dr. F. C. Allen
Nebraska		8	2	.800	13	7	.650	W. H. Browne
1938—Kansas		9	1	.900	18	2	.900	Dr. F. C. Allen
1939—Missouri		7	3	.700	12	6	.666	George Edwards
Oklahoma		7	3	.700	12	9	.571	Bruce Drake
1940—Kansas		8	2	.800	19	6	.800	Dr. F. C. Allen
Missouri		8	2	.800	13	6	.684	George Edwards
Oklahoma		8	2	.800	12	7	.631	Bruce Drake
1941—Iowa State		7	3	.700	15	4	.789	Louis E. Menze
Kansas		7	3	.700	12	6	.667	Dr. F. C. Allen
1942—Kansas		8	2	.800	17	5	.773	Dr. F. C. Allen
Oklahoma		8	2	.800	11	7	.611	Bruce Drake
1943—Kansas		10	0	1.000	22	6	.786	Dr. F. C. Allen
1944—Iowa State		9	1	.900	14	4	.777	Louis E. Menze
Oklahoma		9	1	.900	16	8	.666	Bruce Drake
1945—Iowa State		8	2	.800	11	5	.688	Louis E. Menze
1946—Kansas		10	0	1.000	19	2	.905	Dr. F. C. Allen
1947—Oklahoma		8	2	.800	24	7	.871	Bruce Drake
1948—Kansas State		9	3	.750	22	6	.786	Jack Gardner

BIG SEVEN

1949—Nebraska	9	3	.750	16	10	.615	Harry Good
Oklahoma	9	3	.750	14	10	.683	Bruce Drake
1950—Kansas	8	4	.667	14	11	.560	Dr. F. C. Allen
Kansas State	8	4	.667	17	7	.708	Jack Gardner
Nebraska	8	4	.667	16	7	.696	Harry Good
1951—Kansas State	11	1	.917	25	4	.862	Jack Gardner
1952—Kansas	11	1	.917	28	3	.903	Dr. F. C. Allen
1953—Kansas	10	2	.833	19	6	.760	Dr. F. C. Allen
1954—Kansas	10	2	.833	16	5	.761	Dr. F. C. Allen
Colorado	10	2	.833	11	11	.500	H. B. Lee
1955—Colorado	11	1	.917	19	6	.760	H. B. Lee
1956—Kansas State	9	3	.750	17	8	.680	Tex Winter
1957—Kansas	11	1	.917	24	3	.889	Dick Harp
1958—Kansas State	10	2	.833	22	5	.815	Tex Winter

BIG EIGHT

1959—Kansas State	14	0	1.000	25	2	.925	Tex Winter
1960—Kansas	10	4	.714	19	9	.669	Dick Harp
Kansas State	10	4	.714	16	10	.615	Tex Winter
1961—Kansas State	13	1	.929	23	4	.852	Tex Winter
1962—Colorado	13	1	.929	19	7	.730	Russell Walseth
1963—Colorado	11	3	.786	19	7	.731	Russell Walseth
Kansas State	11	3	.786	16	9	.640	Tex Winter
1964—Kansas State	12	2	.857	22	7	.759	Tex Winter
1965—Oklahoma State	12	2	.857	20	7	.741	Henry Iba
1966—Kansas	13	1	.929	23	4	.852	Ted Owens
1967—Kansas	13	1	.929	23	4	.852	Ted Owens
1968—Kansas State	11	3	.786	19	9	.679	Tex Winter
1969—Colorado	10	4	.714	21	7	.750	Russell Walseth
1970—Kansas State	10	4	.714	20	8	.714	Cotton Fitzsimmons
1971—Kansas	14	0	1.000	27	3	.900	Ted Owens
1972—Kansas State	12	2	.857	19	9	.679	Jack Hartman
1973—Kansas State	12	2	.857	23	5	.821	Jack Hartman
1974—Kansas	13	1	.929	23	7	.767	Ted Owens
1975—Kansas	11	3	.786	19	8	.704	Ted Owens
1976—Missouri	12	2	.857	24	4	.857	Norm Stewart
1977—Kansas State	11	3	.786	23	8	.719	Jack Hartman



BIG EIGHT CONFERENCE

ALL AMERICANS—1909-1977

- 1909—Tommy Johnson, F. Kansas
1910—Ernest Lambert, F. Oklahoma
1913—**Sam Currier, G. Nebraska**
1915—Ralph Sproull, F. Kansas
1916—Fred Williams, G. Missouri
1917—F. I. Reynolds, G. Kansas State
1918—Craig Ruby, F. Missouri
1919—Craig Ruby, F. Missouri; Arthur Longborg, G. Kansas
1920—George Williams, G. Missouri
1921—George Williams, G. Missouri; Herbert Bunker, G. Missouri
1922—Paul Endacott, G. Kansas; Arthur Browning, F. Missouri; Herbert Bunker, G. Missouri
1923—Charles Black, F. Kansas; Paul Endacott, G. Kansas; Arthur Browning, F. Missouri; Herbert Bunker, G. Missouri
1924—Charles Black, F. Kansas; Tusten Ackerman, C. Kansas
1925—Tusten Ackerman, C. Kansas; Gale Gordon, F. Kansas; Albert Peterson, F. Kansas
1926—Gale Gordon, F. Kansas; Albert Peterson, F. Kansas
1928—Victor Holt, G. Oklahoma
1929—Thomas Churchill, F. Oklahoma; Bruce Drake, G. Oklahoma
1930—Forrest Cox, G. Kansas; Marshall Craig, F. Missouri
1931—Max Collings, G. Missouri; **Dan Malay, C. Nebraska**
1932—Ted O'Leary, F. Kansas
1933—Bill Johnson, C. Kansas; **Steve Hokuf, G. Nebraska**
1935—Waldo Wegner, C. Iowa State; Omar Browning, G. Oklahoma
1936—Ray Ebling, F. Kansas; **George Wahlquist, G. Nebraska**; Omar Browning, G. Oklahoma
1937—Jack Fleming, F. Iowa State; Ray Noble, F. Kansas; Fred Pralle, G. Kansas; Frank Groves, C. Kansas State; **Robert Parson, G. Nebraska**
1938—Fred Pralle, G. Kansas
1939—James McNatt, F. Oklahoma; John Lobsinger, G. Missouri
1940—James McNatt, F. Oklahoma; John Lobsinger, G. Missouri
1941—Howard Engleman, F. Kansas
1942—Ray Evans, G. Kansas
1943—Charles Black, F. Kansas; Ray Evans, G. Kansas; Gerald Tucker, Oklahoma
1944—Allie Paine, G. Oklahoma
1946—Charles Black, F. Kansas
1947—Gerald Tucker, C. Oklahoma; Charles Black, F. Kansas
1948—Howard Shannon, G. Kansas State; Paul Courty, F. Oklahoma
1949—Paul Courty, F. Oklahoma
1950—Richard Harmon, G. Kansas State; Clyde Lovellette, G. Kansas
1951—Clyde Lovellette, C. Kansas; Ernie Barrett, G. Kansas State
1952—Clyde Lovellette, C. Kansas; Richard Knostman, C. Kansas State; William Stauffer, C. Missouri; **James Buchanan, G. Nebraska**
1953—Richard Kostmans, C. Kansas State; B. H. Born, C. Kansas
1955—Burdette Haldorson, C. Colorado
1956—Norman Stewart, G. Missouri
1957—Wilt Chamberlain, C. Kansas; Gary Thompson, G. Iowa State; Jack Parr, C. Kansas State
1958—Wilt Chamberlain, C. Kansas; Robert Boozer, F. Kansas State; Arlen Clark, C. Oklahoma State; Jack Parr, C. Kansas State
1959—Robert Boozer, F. Kansas State; Arlen Clark, C. Oklahoma State
1961—William Bridges, C. Kansas; Charles Henke, G. Missouri
1962—Mike Wroblewski, C. Kansas State
1963—Ken Charlton, F. Colorado
1966—Walt Wesley, C. Kansas
1967—Don Smith, C. Iowa State; Don Sidle, C. Oklahoma
1968—Jo Jo White, G. Kansas; Don Sidle, C. Oklahoma
1969—Jo Jo White, G. Kansas
1970—Dave Robisch, F. Kansas
1971—Cliff Meeley, F. Colorado; Dave Robisch, F. Kansas
1972—Bud Stallworth, F. Kansas
1973—John Brown, F. Missouri
1975—Chuckie Williams, G. Kansas State; Alvan Adams, C. Oklahoma
1976—Willie Smith, G. Missouri

CONFERENCE SCORING LEADERS

1908-1977

BIX SIX

1929 Tom Churchill (12.4)	Oklahoma	1938 Fred Pralle (12.1)	Kansas
1930 Don Maclay (11.2)	Nebraska	1939 Homer Wesche (15.1)	Kansas State
1931 Jack Roadcap (9.9)	Iowa State	1940 Jim McNatt (12.6)	Oklahoma
1932 Ted O'Leary (11.0)	Kansas	1941 Howard Engleman (16.5)	Kansas
John Cooper (11.0)	Missouri	1942 Ralph Miller (15.2)	Kansas
1933 Norman Wagner (11.4)	Missouri	1943 Gerald Tucker (17.5)	Oklahoma
1934 Ray Ebling (12.4)	Kansas	1944 Allie Paine (11.0)	Oklahoma
1935 Ray Ebling (13.4)	Kansas	1945 Jim Myers (13.1)	Iowa State
1936 Ray Ebling (14.1)	Kansas	1946 Charlie Black (17.3)	Kansas
1937 Frank Groves (15.4)	Kansas State	1947 Gerald Tucker (13.7)	Oklahoma


BIG SEVEN

1948 Paul Courty (13.0)	Oklahoma	1953 B. H. Born (22.5)	Kansas
1949 Claude Rutherford (12.4)	Nebraska	1954 Burdette Haldorson (21.3)	Colorado
1950 Clyde Lovellette (23.0)	Kansas	1955 Burdette Haldorson (23.9)	Colorado
1951 Clyde Lovellette (23.8)	Kansas	1956 Norm Stewart (24.7)	Missouri
1952 Clyde Lovellette (28.0)	Kansas	1957 Wilt Chamberlain (25.4)	Kansas

BIG EIGHT

1958 Wilt Chamberlain (28.3)	Kansas	1968 Don Smith (25.7)	Iowa State
1959 Bob Boozer (25.9)	Kansas State	1969 Cliff Meely (24.9)	Colorado
1960 Wayne Hightower (21.6)	Kansas	1970 Dave Robisch (26.6)	Kansas
1961 Charles Henke (24.7)	Missouri	1971 Cliff Meely (30.5)	Colorado
1962 Jerry Gardner (20.2)	Kansas	1972 Bud Stallworth (27.9)	Kansas
1963 Ken Charlton (19.2)	Colorado	1973 Kevin Fitzgerald (21.3)	Oklahoma State
1964 Willie Murrell (22.4)	Kansas State	1974 Alvan Adams (22.6)	Oklahoma
1965 Walt Wesley (26.9)	Kansas	1975 Hercle Ivy (29.9)	Iowa State
1966 Chuck Gardner (20.3)	Colorado	1976 Willie Smith (25.3)	Missouri
1967 Don Sidle (24.9)	Oklahoma	1977 Kim Anderson (22.1)	Missouri





NEBRASKA HISTORY

NEBRASKA BASKETBALL GRADUATES, WHERE ARE THEY NOW?

Ever wonder what such past Husker stars as Stu Lantz, Tom Baack, Chuck Jura and Jerry Fort were doing following their graduation from the University of Nebraska? If so, then the following list of names may answer your questions. The graduated players are listed under the last year that they played basketball under coach Joe Cipriano.

1963-64

CHARLES JONES—an educational administrator in Washington, D.C. Jones started all 25 varsity games during Joe Cipriano's first year and averaged 12.9 points-a-game, for a team high.

NEIL NANNEN—basketball coach at Grand Island High School. Played in 17 varsity games, averaging 2.4 points-a-game.

EARL WRIGHT—a financial consultant. Averaged 1.1 points-per-game in 19 varsity contests.

DARYL PETSCH—former Lieutenant in the Air Force. Played in 22 games during his senior year averaging 7.0 points-a-game.

1964-65

JOEL KORTUS—basketball coach and teacher at Tacoma, Wash.

JERRY SPEARS—owns a mortuary in Columbus, Ohio.

1965-66

AL REINERS—is an agricultural economist for the U.S. Department of Interior. Played in seven varsity games and averaged 0.9 points-a-game for coach Cipriano.

GRANT SIMMONS—a salesman in the Denver area. During his senior year at Nebraska, Simmons was named to the All Big Eight Conference basketball team as a guard. He started all 25 varsity games and averaged 15.2 points-per-game.

1966-67

FRANK EMPKEY—owns an insurance business in Omaha. Played in all 25 varsity games his senior year, averaging 3.1 points-per-game. Cipriano's 1966-67 squad is his best ever, finishing 20-6 and going to the N.I.T.

CHARLES STONE—is a dentist in Oakland. Played in 17 varsity games, averaging 0.8 points-per-game.

1967-68

STU LANTZ—Retired in 1976-77 from pro basketball, after spending his final year with the Los Angeles Lakers. Also played with the Houston Rockets, Detroit Pistons and New Orleans Jazz. All Big 8 for two years under Cipriano. Teamed with Husker Tom Baack to give Nebraska a 1-2 punch that has yet to be matched. Nebraska's third leading all-time scorer, with a three-year average of 16.8 points-per-game.

TOM BAACK—is in his first year as a graduate assistant for Joe Cipriano at NU. Nebraska's second leading all-time scorer with a career average of 17.2 points-per-game. Baack played on three consecutive winning Nebraska teams as a 6-5 forward, with a satin smooth jump shot.

RON SIMMONS—a dentist in Broken Bow.

ROBERT WAGNER—owns a sporting goods operation in Littleton, Colo.

JIM DAMM—a Captain in the U.S. Army.

1968-69

BOB GRATOPP—works with an insurance company in Lincoln. The Huskers 12th all time scorer, averaging 10.8 points-per-game during his three-year career.

1969-70

TOM SCANTLEBURY—basketball coach at Ft. Calhoun—Overall, the seventh leading scorer in Husker history with a three-year career average of 12.9 points-per-game. An electrifying ball-handling wizard, Tom led the Huskers in scoring his junior and senior years.

SAM MARTIN—dentist in Wahoo.

DALE VON SEGGERN—accountant in Columbus.

LEE TORRENS—engineer in Florida.

KEN CAUBLE—officer in the Lincoln Police Department.

1970-71

LEROY CHALK—semi-pro ball in Belgium. Although small for a center at 6-7, he dominated the boards for three years as a Husker. As a sophomore, he set a new single-season rebounding record with 257 caroms and as a senior, broke his old record with 290. Holds Husker rebound record with a three-year total of 782.

1971-72

CHUCK JURA—semi-pro ball in Italy. Nebraska's highest scoring "big man." Fourth leading scorer in Husker history with 1,255 points for a three-year average of 16.3 points-per-game. Jura set records for single-season rebounds (305) and season field goals (220).

MIKE PETERSON—is working for IBM in Des Moines. A starter in all 26 varsity games his senior year. During his last year, Peterson averaged 5.9 rebounds-per-game and 9.7 points-per-game.

AL NISSEN—medical student at the University of Nebraska Medical Center in Omaha. One of the best all around guards to play at Nebraska. Started all 26 varsity games his senior year, averaging 12.0 points-per-game. In 1973, Nissen was a graduate assistant under Cipriano, coaching the junior varsity.

TOM BRYAN—semi-pro ball in Belgium. Started 21 varsity games in his senior year at Nebraska. Averaged 8 rebounds a game and 10.3 points-per-game his senior year.

RANDY WATTS—teacher in Omaha. Played in 16 varsity games his senior year, averaging 1.8 points-per-game.

CURT LeROSSINGNOL—earned a Bachelor's Degree in computer Science while at Nebraska. Played in nine games his senior year and added depth to the Husker front line.

1972-73

TONY RIEHL—head basketball coach at Bishop David H.S. in Louisville Kentucky. Started in 15 varsity games his senior year at Nebraska and averaged 6.4 points-per-game.

CAL CHRISTLINE—manager of a hunting and gun shop in Sterling. Added depth to the Husker forward position and averaged 2.3 points-per-game his senior year in college.

1973-74

TOM NOVAK—works for Beatrice Motor Freight in Lincoln. Started in 14 varsity games his senior year and was the Huskers floor leader. He averaged 5.9 points a game during his last year as a Husker. Brother Terry will be in his fourth year as a Husker basketball performer.

BRENDY LEE—currently employed in Madison Wisconsin. Former semi-pro performer in Switzerland. Started 21 varsity games his senior year and averaged 7.6 rebounds a game and 4.5 points per game.

1974-75

STEVE ERWIN—manages a ranch in Norfolk. Graduated with an Agricultural Management Degree. Two-year starter for the Huskers at forward in '74-'75. Erwin averaged 6.5 points a game and 6.0 rebounds a contest.

KENT RECKEWEY—medical student at the University of Nebraska Medical Center in Omaha. Three-year letterman, Reckewey was the 1975 recipient of the Big 8 Scholarship Award.

JUD MARTIN—medical student at the University of Nebraska Medical Center in Omaha. Brother of former Husker basketball performer, Sam Martin.

1975-76

JERRY FORT—ended his four-year Husker career as Nebraska's all-time leading scorer (1,882) and only three-time All Big 8 performer (1974-76). Following an unsuccessful tryout with the Boston Celtics, he is currently working for an insurance company in Boston.

LARRY COX—working in Ames, Iowa for Campus Crusaders. Three-year starter at center he set Big 8 and Nebraska records for highest field goal percentage for season (.672), conference career (.619) and career (.625).

1976-77

ALLEN HOLDER—graduated last May. He is presently working on his Master's Degree at the University of Nebraska. Nebraska's fourth leading scorer in '76-'77, with a 9.4 average. Holder was a two-year starter, coming to NU from Seminole, Okla. JC in 1975

RICKEY HARRIS—graduated last May with a degree in Criminal Justice and is currently living in Denver. A four-year letterman, Harris had a career scoring average of 3.8 and a career rebound mark of 4.0.



**NEBRASKA TOTAL WON-LOSS RECORD
IN HISTORY OF SPORT AT SCHOOL
(1897-1977)**

791-766

NEBRASKA'S RECORD WITH ALL OPPONENTS

Air Force Academy	3	1	Fort Riley	1	0
Alabama	0	1	Fresno State	1	0
Arizona	2	1	Gardner Naval Res.	0	2
Arizona State	0	2	George Washington	0	1
Arkansas	0	2	Georgia State	2	0
Augustana	2	0	Great Lakes	0	1
Baker	3	0	Greeley, Colo., HS	1	0
Baylor	1	0	Grinnell	15	6
Bellevue	1	0	Hamline	2	0
Bradley	2	5	Harvard	2	0
Brandeis (Omaha)	1	0	Haskell College	0	2
Brigham Young	1	3	Hastings College	1	0
Brown	1	0	Hawaii	2	2
Burgess-Nash	1	0	Hawaii-Hilo	0	1
Butler	1	1	Highland Park	1	2
California	6	7	Hillyard's	0	1
California (Irvine)	1	0	Houston	0	3
California State (Full'ton)	1	0	Hudson College	1	0
Camp Funston	0	1	Idaho	2	0
Canasius	0	1	Illinois	2	7
Carleton	0	2	Independence College	1	0
Central City	1	0	Indiana	1	7
Cheyenne Bus. College	0	1	Iowa	7	12
Chicago Central	0	1	Iowa State	96	66
Cincinnati	0	2	Kansas	53	115
Colgate	1	1	Kansas City YMCA	1	0
Colorado	33	44	Kansas State	60	84
Colorado State	9	2	Kaycee Ath. Club	2	3
Cornell (N.Y.)	1	0	Kentucky	1	2
Cotner College	4	1	Knox	1	0
Creighton	3	4	La Salle	1	1
Crete	1	0	Lawrence	1	0
Denver	4	2	Lewis	0	1
Denver YMCA	1	0	Lincoln High	1	0
DePaul	0	3	Lincoln YMCA	9	4
Detroit	1	4	Long Beach State	1	0
Doane	3	0	Louisville	0	1
Drake	42	13	Loyola (Chicago)	1	1
Duquesne	1	2	MacMurray	1	0
Emporia State	1	0	Mankato St.	1	0
Fon du Lac	0	1	Marquette	2	3
Fort Dodge	5	1	Marshall	0	1
Ft. Dodge (Co. G)	0	1	Marshfield	1	0

Memphis State	0	1	Portland	1	0
Menasha	1	0	Pittsburgh	0	2
Miami (Florida)	1	1	Port Washington	1	0
Miami (Ohio)	1	0	Princeton	1	0
Michigan	2	4	Purdue	2	4
Michigan State	3	4	Ripon	0	1
Middle Tennessee	0	1	Sacred Heart Col.	1	0
Millikin	0	1	St. Louis Univ.	2	3
Minneapolis YMCA	1	0	St. Mary's (Calif.)	1	1
Minnesota	8	39	St. Josephs (Iowa)	3	0
Minnesota Ag	0	1	St. Thomas (Minn.)	1	0
Minnesota-Duluth	1	0	St. Thomas (Pa.)	1	0
Missouri	65	73	San Diego State	0	1
Montana	1	0	San Jose State	1	2
Montana State	1	2	Santa Clara	1	1
Morningside	7	0	Shattuck	2	0
Muscatine	0	1	Simpson	1	1
NATTC	0	1	Sioux City YMCA	1	1
Navy Pre-flight	0	2	South Carolina	1	1
Nebraska Wesleyan	21	6	South Dakota	27	5
Nevada	1	1	South Dakota State	7	0
Nevada-Reno	1	0	So. California	0	4
New Mexico St.	1	0	SMU	3	2
Niagara	1	0	Springfield (Mass.)	1	0
North Carolina	0	1	Stanford	3	6
Northern Colorado	1	0	Stevens Point A.C.	0	1
North Dakota	1	1	Stewart AFB	1	0
North Dakota State	1	0	Tampa	0	1
Northeast Missouri	1	0	Temple	0	1
Northwest Mo. St.	1	0	Texas	1	1
Northern Iowa	8	0	TCU	2	1
Northern Michigan	1	0	Texas A&M	1	0
North Texas State	2	0	Texas Tech	4	2
Northwestern	2	1	Topeka YMCA	1	1
Northwest Missouri	6	0	UCLA	2	4
Notre Dame	4	2	Utah	1	1
Ohio	2	0	Utah State	1	0
Ohio State	1	1	Valparaiso	2	0
Oklahoma	59	66	Vanderbilt	2	3
Oklahoma State	33	23	Washburn	1	0
Oklahoma City	1	1	Washington (Seattle)	1	6
Omaha Alumni	1	0	Washington State	3	1
Omaha Ath. Club	2	0	Wash. U. (St. Louis)	9	6
Omaha Christian	1	0	Wesleyan Auto	0	1
Omaha	2	0	West Kentucky State	0	1
Omaha YMCA	7	1	Western Reserve	2	0
Oregon	2	3	West Virginia	0	1
Oregon State	2	5	Wichita State	4	5
Ottumwa Navy	2	0	Wisconsin	5	4
Pacific	2	0	Wisconsin State	0	1
Penthalon	1	0	Wyoming	9	6
Portage (Co. F)	0	1	York College	1	0

NEBRASKA CAGE HISTORY

(1897-1977)

KEY: (H)—Home (A)—Away (HC)—Husker Classic (B)—Big 8 Tourney (OT)—Overtime

Nebr.	Opponent	Nebr.	Opponent	Nebr.	Opponent	
1897-98		39	Colorado College	11	26 Kansas City A.C.	25
(Won 7, Lost 0)		28	Colorado U.	12	57 Brown College "B"	12
won Kansas U.	—	25	Greeley (Colo.) H.S.	15	39 Bellevue (Nebr.)	27
won Doane College	—	28	Cheyenne Bus. Col.	42	33 Fort Dodge	23
won Nebraska Wesleyan	—	33	Lincoln YMCA	20	59 Shattuck	23
won Omaha YMCA	—	4	Minnesota Ag. Col.	13	R. G. CLAPP, COACH	
won Omaha YMCA	—	14	Minnesota U.	41		
won Lincoln YMCA	—		W. HILTNER, COACH			
won Lincoln YMCA	—					
FRANK LEHMER, COACH						
1898-99			1903-04		1906-07	
(Won 4, Lost 0)			(Won 9, Lost 5)		(Won 10, Lost 6)	
21 Omaha YMCA	14	47	Nebraska Wesleyan lost Highland Park	10	82 Crete	8
37 Nebraska Wesleyan	5	49	Lincoln H.S.	—	38 Nebraska Wesleyan	26
57 Nebraska Wesleyan	3	31	Nebraska Wesleyan lost Lincoln YMCA	26	27 Iowa University	17
52 Doane	7		won Lincoln YMCA	—	40 Central City	9
FRANK LEHMER, COACH			won Lincoln YMCA	32	32 Kansas University	19
		31	Lincoln YMCA	—	34 Fort Dodge	22
1899-1900		25	Nebraska Wesleyan	—	19 Minnesota U.	20
(Won 5, Lost 0)		35	Omaha Christian	12	18 Minnesota U.	20
42 Nebraska Wesleyan	9	14	Sioux City YMCA	—	26 Hudson College	25
39 Lincoln YMCA	7	57	Morningside College	—	33 Marshfield (Co)	16
57 Doane College	3	21	Minnesota U.	9	23 Portage (Co. F.)	27
26 Omaha YMCA	14	15	Minneapolis YMCA	26	31 Wisconsin U.	35
48 Kansas U.	8	25	Wisconsin U.	49	29 Iowa University	32
T.P. HEWITT, COACH			R. G. CLAPP, COACH	42	21 Grinnell College	27
				20	40 Denver University	13
				22	50 Nebraska Wesleyan	11
					R. G. CLAPP, COACH	
1900-01			1904-05		1907-08	
(Won 3, Lost 3)			(Won 11, Lost 5)		(Won 7, Lost 4)	
13 Omaha YMCA	11	32	Nebraska Wesleyan	31	26 Iowa	39 (A)
10 Lincoln YMCA	8	34	Highland Park	39	33 Nebraska Wesleyan	19
20 Omaha YMCA	12	57	Nebraska Wesleyan	23	21 Muscatine	39
20 Lincoln YMCA	28	24	Omaha YMCA	21	36 Kansas State	18
20 Fon du Lac	32	53	Fort Dodge	27	26 Washburn College	25
13 Stevens Point A.C.	38	44	Shattuck	22	20 Kansas University	17
E. BERRY, COACH		22	Minnesota U.	21	23 Kansas University	21
		28	Minnesota U.	25	51 Highland Park	23
		29	Omaha YMCA	30	43 Missouri U.	31
1901-02		49	Baker College	19	26 Kansas	28
(Won 5, Lost 3)		47	Port Washington	36	25 Kansas	28
63 Nebraska Wesleyan	14	28	Ripon College	32	R. G. CLAPP, COACH	
32 Lincoln YMCA	30	37	Menasha	19		
9 Minnesota U.	52	37	Lawrence U.	24		
42 Sioux City YMCA	24	52	Lewis	61		
29 Haskell College	73	22	Chicago Central	59		
35 Kansas U.	29		R. G. CLAPP, COACH			
36 Topeka YMCA	52					
27 Topeka YMCA	13		1905-06		1908-09	
FRED MORRELL, COACH			(Won 12, Lost 2)		(Won 8, Lost 15)	
		33	Kansas City A.C.	22	28 Cotner College	24
		25	Meteors (K.C. YMCA)	24	16 Lincoln YMCA	34
1902-03		34	Baker College	23	38 Kansas State	31
(Won 7, Lost 5)		17	Kansas U.	37	17 Kansas University	36
25 Lincoln YMCA	18	50	Kansas State	14	13 Kansas University	48
18 Haskell College	25	43	Fort Riley	13	42 Iowa State	20
24 Lincoln YMCA	35	33	Baker College	27	40 Iowa State	21
23 Kansas U.	18	41	Independence Col.	16	39 Drake University	30
44 Denver YMCA	29	21	Kansas City A.C.	49	34 Drake University	12
					13 Kansas University	18
					24 Missouri U.	26
					17 Minnesota U.	24
					21 Minnesota U.	39
					16 Iowa State	22

Nebr.	Opponent	Nebr.	Opponent	Nebr.	Opponent	
31	Iowa State	17	46 Drake University	14	24 Iowa State	12
12	Drake University	34	31 Iowa State	21	11 Iowa State	25
15	Drake University	25	31 Iowa State	12	19 Drake University	26
26	Minnesota U.	28	49 Kansas University	21	27 Drake University	11
20	Minnesota U.	29	29 Kansas University	28	15 Nebraska Wesleyan	39
22	Kansas University	28	E. O. STIEHM, COACH		E. O. STIEHM, COACH	
15	Kansas University	24				
32	Kansas University	29				
32	Nebraska Wesleyan	62				
	R. G. CLAPP, COACH					
	1909-10		1912-13		1915-16	
	(Won 6, Lost 10)		(Won 17, Lost 2)		(Won 13, Lost 1)	
16	Kansas State	27	29 Cotner College	18	34 Kansas University	33
17	Kansas University	32	46 Omaha X-Univ.	13	40 Kansas University	27
16	Kansas University	42	25 St. Joseph's (Iowa)	11	41 Drake University	12
24	Iowa State	39	Nebraska Wesleyan	26	44 Drake University	16
29	Iowa State	26	31 Sacred Heart Col.	9	24 Bruggess-Nash	20
40	Drake University	14	11 Minnesota U.	20	35 Iowa State	21
27	Drake University	6	42 Drake University	7	31 Iowa State	14
20	Drake University	16	27 Nebraska Wesleyan	20	21 Kansas State	20
22	Drake University	13	24 Drake University	15	26 Kansas State	25
23	Iowa State	34	27 Kansas State	16	19 Nebraska Wesleyan	23
17	Iowa State	18	21 Drake University	4	34 Drake University	24
17	Kansas State	28	25 Drake University	11	40 Drake University	15
14	Minnesota U.	33	29 Iowa State	12	23 Iowa State	14
9	Minnesota U.	27	40 Kansas University	10	29 Iowa State	17
20	Kansas University	40	18 Kansas University	25	SAM WAUGH, COACH	
13	Kansas University	40	28 Iowa State	16		
	T. J. HEWIAT, COACH		28 Iowa State	11		
			27 24 Iowa State	12		
			24 Kansas University	30		
			E. O. STIEHM, COACH		1916-17	
					(Won 12, Lost 10)	
	1910-11		1913-14			
	(Won 10, Lost 8)		(Won 15, Lost 3)			
17	Cotner College	35	44 Omaha X-Univ.	22	20 Simpson College	13
42	Nebraska Wesleyan	26	56 Cotner College	11	42 Cotner College	10
41	Iowa State	20	29 Nebraska Wesleyan	9	9 Grinnell College	22
31	Iowa State	33	18 Nebraska Wesleyan	21	St. Joseph's (Iowa)	11
23	Morningside College	19	48 St. Joseph's (Iowa)	23	St. Thomas (Minn.)	8
10	Minnesota U.	25	21 Minnesota U.	15	Hamline Univ.	8
15	Minnesota U.	40	14 Minnesota U.	20	29 Brandeis (Omaha)	11
30	South Dakota U.	25	38 Fort Dodge	24	23 York College	14
27	Iowa State	31	32 Drake University	11	27 Nebraska Wesleyan	14
22	Iowa State	19	31 Drake University	16	16 Missouri U.	18
26	Missouri U.	39	40 Omaha Alumni	9	7 Missouri U.	18
19	Missouri U.	16	21 Simpson College	22	13 Kansas State	45
15	Kansas University	11	36 Drake University	20	10 Kansas State	34
12	Kansas University	37	15 Iowa State	10	21 Kansas University	19
34	Kansas University	24	16 Iowa State	19	10 Kansas University	30
38	Kansas University	28	24 Iowa State	22	7 Iowa State	19
30	Missouri U.	23	41 Iowa State	17	17 Iowa State	24
20	Missouri U.	23	19 Wesleyan Auto	9	23 Drake University	13
	O. F. FIELD, COACH		E. O. STIEHM, COACH	3	26 Drake University	18
				16	15 Nebraska Wesleyan	18
				13	22 Iowa State	24
				31	24 Iowa State	21
					E. J. STEWART, COACH	
	1911-12		1914-15		1917-18	
	(Won 14, Lost 1)				(Won 7, Lost 6)	
42	Drake University	24	18 Fort Dodge (Co. G)	23		
35	Drake University	13	20 Hamline U.	9		
26	Kansas State	25	18 Minnesota U.	22	14 Camp Funston	43
30	Kansas University	26	9 Minnesota U.	23	19 Fort Dodge	16
30	Kansas University	26	26 Kansas State	19	14 Fort Dodge	21
30	Kansas University	26	26 Kansas State	20	17 Wash. U.(St. Louis)	44
15	Minnesota U.	40	18 Kansas University	43	8 Missouri U.	26
62	Morningside Col.	10	23 Kansas University	30	24 Kansas University	23
33	Iowa State	12	32 Iowa State	15	25 Kansas University	31
40	Iowa State	14	25 Iowa State	12	18 Nebraska Wesleyan	10
33	Drake University	15	13 Nebraska Wesleyan	9	24 Nebraska Wesleyan	14
			14 Drake University	5	32 Drake University	10
			23 Drake University	14	21 Drake University	14

Nebr.	Opponent	Nebr.	Opponent	Nebr.	Opponent
31 Kansas State	23	24 Colgate University	15	27 Iowa State	14
16 Kansas State	26	33 Iowa State	16	12 Drake University	25
E. J. STEWART, COACH		37 Iowa State	11	W. E. KLINE, COACH	
P. J. SCHISSLER, COACH					
1918-19		1921-22		1924-25	
(Won 10, Lost 6)		(Won 8, Lost 9)		(Won 11, Lost 6)	
34 Drake University	13	14 Wisconsin Univ.	27	23 Kansas State	11 (A)
24 Drake University	14	31 Wash. U. (St. Louis)	23	23 Oklahoma	18 (A)
24 Grinnell College	14	21 Iowa State	14	20 Drake	8 (H)
15 Grinnell College	16	31 Missouri Univ.	46	20 Kansas	25 (H)
15 Drake University	22	27 Grinnell College	17	31 Oklahoma	17 (H)
19 Drake University	9	15 Kansas University	25	35 Grinnell	27 (H)
35 Missouri U.	25	21 Oklahoma Univ.	29	32 Kansas State	20 (H)
28 Missouri U.	13	7 Iowa State	26	20 Kansas	28 (A)
28 Missouri U.	26	28 Grinnell College	25	24 Washington, Mo.	20 (A)
21 Missouri U.	14	25 Kansas State	24	20 Missouri	25 (A)
17 Kansas University	31	32 Drake University	34	37 Iowa State	17 (H)
29 Kansas University	24	39 Oklahoma Univ.	34	24 Missouri	21 (H)
32 Kansas State	34	16 Missouri Univ.	55	15 Creighton	11 (A)
21 Kansas State	30	33 Wash. U. (St. Louis)	32	10 Drake	18 (A)
27 Grinnell College	15	15 Drake University	29	21 Grinnell	36 (A)
21 Grinnell College	22	21 Kansas State	13	28 Iowa State	13 (A)
E. J. STEWART, COACH		18 Kansas University	41	16 Washington, Mo.	36 (H)
1919-20		OWEN A. FRANK, COACH		W. E. KLINE, COACH	
(Won 22, Lost 2)		1922-23		1925-26	
37 Morningside Col.	14	(Won 5, Lost 12)		(Won 8, Lost 10)	
39 Morningside Col.	9	19 South Dakota	20	20 (H)	
51 Omaha Ath. Club	10	20 Kansas University	30	20 Kansas City AC	36 (A)
26 Omaha Ath. Club	23	21 Kansas State	15	20 Creighton	15 (A)
47 Hastings College	9	18 Drake University	30	24 Grinnell	14 (H)
32 Colorado College	19	25 Oklahoma Univ.	19	18 Iowa State	13 (H)
23 Colorado College	25	18 Missouri Univ.	33	39 Grinnell	18 (A)
27 Colorado U.	16	25 Drake University	36	27 Iowa State	12 (A)
24 Colorado U.	17	21 Iowa State	15	23 Drake	21 (A)
41 South Dakota U.	12	20 Grinnell College	13	14 Kansas	25 (H)
33 South Dakota U.	12	17 Grinnell College	32	26 Kansas State	41 (A)
20 Indiana University	24	17 Iowa State	21	11 Creighton	15 (H)
38 Indiana University	18	25 Oklahoma Univ.	31	21 Kansas State	28 (H)
43 Michigan Aggies	28	15 Kansas University	36	24 Missouri	26 (H)
39 Michigan Aggies	20	14 Kansas State	17	26 Washington, Mo.	20 (H)
25 Notre Dame	18	32 Wash. U. (St. Louis)	34	17 Kansas	30 (A)
31 Notre Dame	15	23 Missouri Univ.	39	22 Drake	21 (H)
44 Morningside Col.	12	24 Nebraska Wesleyan	22	22 Missouri	24 (A)
50 Morningside Col.	12	24 Creighton Univ.	46	14 Washington, Mo.	22 (A)
31 Knox College	24	OWEN A. FRANK, COACH		ERNEST BEARG, COACH	
30 Valparaiso U.	17	1923-24		1926-27	
35 Valparaiso U.	20	(Won 11, Lost 7)		(Won 12, Lost 6)	
23 Colorado College	9	18 Kansas City, A.C.	27	20 Hilliard's	36
33 Colorado College	12	24 Missouri Univ.	18	23 Kansas State	34
P. J. SCHISSLER, COACH		35 Oklahoma Univ.	21	37 Washington, Mo.	20
1920-21		27 Kansas State	14	35 Missouri	23
(Won 11, Lost 3)		23 Kansas State	26	27 Kansas	24
30 Illinois University	25	18 Kansas University	19	34 Drake	35
24 Illinois University	26	20 Oklahoma Univ.	32	35 Iowa State	19
32 Illinois University	17	10 Kansas University	13	37 Oklahoma	29
31 Grinnell College	10	25 Creighton Univ.	21	24 Oklahoma State	27
28 Grinnell College	15	15 Drake University	19	30 Grinnell	22
39 South Dakota U.	13	32 Grinnell College	19	26 Kansas State	24
34 Oklahoma U.	20	31 Missouri Univ.	11	27 Missouri	22
32 Oklahoma U.	21	32 Wash. U. (St. Louis)	18	36 Oklahoma	26
30 Iowa State	38	32 Grinnell College	16	41 Washington, Mo.	24
39 Notre Dame	21	38 Wash. U. (St. Louis)	17	25 Kansas	34
15 Colgate University	21	18 Iowa State	16	35 Oklahoma State	25

Nebr.	Opponent	Nebr.	Opponent	Nebr.	Opponent
24 Iowa State	26	52 Iowa State	50 (H)	34 South Dakota	25 (H)
46 Drake	32	35 Kansas	36 (H)	31 Missouri	39 (H)
C. T. BLACK, COACH		C. T. BLACK, COACH		43 Iowa State	16 (A)
				27 Oklahoma	38 (H)

1927-28

(Won 7, Lost 11)

27 Washington, Mo.	28 (A)
15 Missouri	36 (A)
36 Missouri	26 (H)
19 Washington, Mo.	30 (H)
28 Drake	32 (A)
24 Kansas State	29 (H)
37 Iowa State	26 (H)
21 Oklahoma State	32 (H)
32 Iowa State	26 (A)
35 Grinnell	22 (A)
34 Drake	27 (H)
27 Kansas	33 (A)
22 Kansas State	28 (A)
32 Kansas	28 (H)
36 Oklahoma	38 (H)
35 Grinnell	16 (H)
28 Oklahoma	43 (A)
43 Oklahoma State	47 (A)

C. T. BLACK, COACH

1928-29

(Won 11, Lost 5)

36 South Dakota	25 (H)
32 Colorado Col.	24 (A)
48 Colorado Col.	26 (A)
25 Missouri	30 (H)
46 South Dakota	28 (H)
30 Kansas	29 (H)
21 Kansas State	30 (A)
20 Oklahoma	29 (A)
45 Iowa State	39 (H)
37 Kansas	31 (A)
34 Oklahoma	39 (H)
37 Drake	24 (H)
33 Iowa State	37 (A)
33 Drake	26 (A)
39 Missouri	33 (A)
62 Kansas State	45 (H)

C. T. BLACK, COACH

1929-30

(Won 9, Lost 9)

27 St. Louis	37 (A)
26 Butler	38 (A)
19 West Virginia	45 (A)
27 Pittsburgh	34 (A)
41 Kansas State	39 (A)
30 Montana State	61 (H)
29 South Dakota State	27 (H)
21 Missouri	27 (A)
35 Oklahoma	20 (H)
32 Iowa State	22 (A)
41 Iowa	26 (H)
42 Kansas State	46 (H)
47 Oklahoma	37 (A)
20 Kansas	27 (A)
45 St. Louis	43 (H)
34 Missouri	31 (H)

1930-31

(Won 9, Lost 9)

18 South Dakota	17 (A)
22 Pittsburgh	23 (H)
38 Wash. (Seattle)	41 (A)
24 Wash. (Seattle)	27 (A)
32 Wash. (Seattle)	38 (A)
44 Brigham Young	55 (H)
42 Missouri	32 (H)
36 Oklahoma	30 (A)
31 Kansas	30 (A)
30 Drake	25 (H)
31 Iowa State	19 (H)
32 Butler	14 (H)
20 Missouri	33 (A)
37 Kansas State	31 (A)
29 Kansas	34 (H)
28 Iowa State	42 (A)
30 Kansas State	32 (H)
41 Oklahoma	30 (H)

C. T. BLACK, COACH

1931-32

(Won 3, Lost 17)

26 South Dakota	41 (H)
27 Brigham Young	31 (H)
29 Iowa	34 (A)
34 Wisconsin State (Superior)	36 (A)
24 Minnesota	32 (A)
30 Carleton	40 (H)
28 Iowa State	24 (A)
33 Drake	19 (A)
31 Kansas	34 (H)
18 Missouri	30 (A)
20 Kansas State	32 (A)
34 Oklahoma	37 (H)
32 Iowa State	33 (H)
32 Kansas State	26 (H)
28 St. Louis	31 (H)
32 Oklahoma	46 (A)
19 Kansas	51 (A)
28 Missouri	32 (H)
18 Creighton	47 (A)
26 Creighton	28 (H)

C. T. BLACK, COACH

1932-33

(Won 3, Lost 13)

24 Arkansas	41 (H)
19 Carleton	23 (A)
25 Minnesota	27 (A)
22 Minnesota	32 (H)
17 Stanford	21 (H)
29 Kansas	32 (A)
33 Missouri	37 (A)
31 Kansas State	25 (H)
25 Iowa State	30 (H)
20 Kansas	34 (H)
35 Oklahoma	39 (A)
30 Kansas State	36 (A)

1933-34

(Won 7, Lost 11)

22 Marquette	25 (A)
22 Northwestern	35 (A)
13 DePaul	33 (A)
22 North Dakota	50 (A)
32 North Dakota St.	29 (A)
16 Minnesota	32 (A)
37 Iowa State	31 (A)
24 Kansas	21 (H)
25 Missouri	36 (A)
24 Kansas State	25 (A)
24 Wyoming	33 (H)
36 Oklahoma	44 (H)
38 Kansas State	31 (H)
34 Missouri	27 (H)
23 Oklahoma	53 (A)
24 Kansas	25 (A)
26 Iowa State	21 (H)
29 St. Louis	25 (H)

W. H. BROWNE, COACH

1934-35

(Won 6, Lost 12)

23 Wyoming	26 (A)
24 Iowa	31 (H)
34 North Dakota	21 (H)
26 Minnesota	24 (H)
31 Stanford	34 (H)
35 Millikin	36 (A)
28 St. Louis	30 (A)
32 Iowa State	31 (H)
31 Missouri	32 (A)
41 Kansas State	47 (A)
34 Denver	22 (H)
21 Missouri	23 (H)
32 Oklahoma	38 (A)
21 Kansas	32 (A)
24 Kansas	32 (H)
32 Oklahoma	24 (H)
14 Iowa State	22 (A)
28 Kansas State	21 (H)

W. H. BROWNE, COACH

1935-36

(Won 13, Lost 8)

53 Brigham Young	34 (H)
41 Minnesota	24 (A)
46 Wyoming	42 (A)
39 Brigham Young	46 (A)
48 Utah	47 (A)
48 Santa Clara	61 (A)
39 Stanford	42 (A)
35 Denver	45 (A)
31 Missouri	26 (H)
31 Wyoming	22 (H)
40 Oklahoma	33 (A)
23 Kansas	45 (A)
40 Iowa State	41 (A)

Nebr.	Opponent	Nebr.	Opponent	Nebr.	Opponent						
43	Kansas State	30	(H)	43	Kentucky	42	(A)				
48	South Dakota	27	(H)	50	(A)	36	UCLA	42	(H)		
43	Missouri	33	(A)	35	UCLA	30	(A)	42	Oregon	49	(H)
40	Kansas State	32	(A)	40	UCLA	42	(A)	32	Minnesota	56	(A)
49	Iowa State	20	(H)	47	Stanford	56	(A)	29	Detroit	33	(A)
55	Oklahoma	28	(H)	48	Kansas	37	(H)	41	Iowa	34	(A)
36	Kansas	43	(H)	38	Kansas State	43	(A)	44	Kansas State	38	(H)
	Pre-Olympic*			41	Missouri	54	(A)	51	Missouri	45	(H)
19	Oklahoma State	36		39	Oklahoma	56	(A)	32	Kansas	51	(H)
	W. H. BROWNE, COACH			51	Iowa State	44	(H)	-40	Great Lakes	50	(H)
*	at Kansas City, Mo.			42	Kansas State	34	(H)	33	Iowa State	39	(A)
				46	Kansas	-49	(A)	35	Kansas State	38	(A)
	1936-37			36	Missouri	-46	(H)	39	Iowa State	31	(H)
	(Won 13, Lost 7)			33	DePaul	37	(H)	30	Kansas	58	(A)
31	South Dakota	33	(A)	28	Iowa State	41	(A)	29	Oklahoma	37	(A)
53	Montana	39	(H)	45	Oklahoma	53	(H)	-11	Oklahoma	46	(H)
29	Minnesota	24	(H)		W. H. BROWNE, COACH			41	Missouri	40	(A)
32	Ohio State	23	(H)					A. J. LEWANDOWSKI, COACH			
35	Loyola, Ill.	53	(A)		1939-40				1942-43		
41	Western Reserve	35	(A)		(Won 6, Lost 12)				(Won 6, Lost 10)		
34	Canistius	39	(A)	39	South Dakota	15	(H)				
42	St. Thomas, Pa.	41	(A)	39	Indiana	49	(H)	39	South Dakota	40	(A)
27	Temple	43	(A)	48	Stanford	-47	(H)	27	Illinois	69	(A)
22	George Wash.	41	(A)	37	Minnesota	61	(A)	52	Iowa	43	(H)
31	Missouri	22	(A)	40	Utah	63	(H)	39	Indiana	40	(H)
-45	Iowa State	33	(H)	53	Wisconsin	43	(A)	-41	Kansas State	32	(A)
31	Oklahoma	34	(H)	46	Detroit	47	(H)	39	Missouri	36	(A)
41	Kansas State	38	(A)	46	California	32	(H)	38	Iowa State	50	(A)
22	Kansas	27	(A)	44	Iowa State	28	(H)	37	Gardner Naval Reserve Air Base	52	(H)
33	Oklahoma	29	(A)	33	Missouri	46	(A)	32	Oklahoma	56	(H)
40	Kansas State	37	(H)	25	Kansas State	32	(A)	37*Gardner Naval Reserve Air Base	43	(A)	
50	Missouri	21	(H)	24	Kansas	40	(A)	24	Kansas	56	(H)
37	Kansas	32	(H)	41	Oklahoma	56	(H)	50	Kansas State (OT)	47	(H)
48	Iowa State	31	(A)	40	Missouri	41	(H)	56	Missouri	50	(H)
	W. H. BROWNE, COACH			28	Oklahoma	45	(A)	33	Kansas	52	(A)
				61	Kansas State	28	(H)	51	Iowa State	36	(H)
	1937-38			33	Iowa State	40	(A)	48	Oklahoma	65	(A)
	(Won 9, Lost 11)			41	Kansas	48	(H)		A. J. LEWANDOWSKI, COACH		
31	Ohio State	42	(A)		W. H. BROWNE, COACH				* at Kansas City, Mo.		
44	South Dakota	28	(H)						1943-44		
28	Minnesota	33	(A)		1940-41				(Won 2, Lost 13)		
42	Indiana	43	(H)		(Won 8, Lost 10)						
33	Detroit	34	(A)	39	South Dakota	40	(A)	33	Iowa	50	(A)
30	Bradley	50	(A)	35	Marquette	20	(H)	15	DePaul	55	(A)
43	Niagara	37	(A)	40	Kentucky	39	(H)	21	Minnesota	40	(A)
38	California	32	(H)	36	Minnesota	43	(H)	41	South Dakota	31	(H)
29	Colorado	18	(H)	24	California	30	(A)	24	Iowa State	56	(H)
18	Missouri	27	(H)	46	Stanford	57	(A)	27	Kansas	51	(A)
46	Kansas State	32	(H)	38	Oregon State	61	(A)	35	Oklahoma	45	(A)
35	Iowa State	32	(A)	31	Wisconsin	46	(H)	32	Minnesota	45	(H)
33	Kansas	48	(A)	33	Kansas State	23	(H)	54	Kansas State	47	(H)
48	Oklahoma	50	(A)	29	Oklahoma	40	(H)	32	Missouri	36	(H)
52	Oklahoma	42	(H)	32	Kansas State	35	(A)	29	Missouri	44	(A)
30	Missouri	38	(A)	40	Missouri	29	(H)	37	Iowa State	58	(A)
50	Iowa State	23	(H)	38	Iowa State	35	(A)	47	Kansas	56	(H)
39	Loyola, Ill.	38	(H)	41	Iowa State	36	(H)	32	Oklahoma	43	(H)
29	Kansas State	41	(A)	38	Kansas	44	(A)	37	Kansas State	40	(A)
47	Kansas	50	(H)	38	Missouri	36	(A)		A. J. LEWANDOWSKI, COACH		
	W. H. BROWNE, COACH			43	Oklahoma	42	(A)				
				53	Kansas	55	(H)				
	1938-39				A. J. LEWANDOWSKI, COACH				1944-45		
	(Won 7, Lost 13)								(Won 2, Lost 17)		
44	South Dakota	30	(H)		1941-42						
24	Bradley	39	(H)		(Won 6, Lost 13)						
37	Minnesota	66	(H)	48	South Dakota	28	(H)	45	Iowa	61	(H)
38	Wyoming	30	(H)	29	Indiana	56	(A)	54	Minnesota	55	(H)
								46*	Kansas State	49	

Nebr.	Opponent	Nebr.	Opponent	Nebr.	Opponent
54	Pentahlon	40 (H)	53 South Dakota State	34 (H)	NCAA PLAYOFF
39	Illinois	71 (A)	54 Iowa State	56 (H)	35*Oklahoma State
42	Indiana	65 (A)	37 Kansas	69 (A)	HARRY C. GOOD, COACH
37	Oklahoma	44 (H)	49 Oklahoma	63 (A)	* at Kansas City
38	Iowa State	50 (H)	49 Missouri	80 (H)	
33	Kansas	48 (A)	54 Kansas State	50 (H)	1949-50
45	Oklahoma	48 (A)	HARRY C. GOOD, COACH		(Won 16, Lost 7)
34**NATTC	57 (A)				61 South Dakota State
48	Kansas State	70 (A)			32 (H)
42	Navy Pre-Flight	62 (H)	1947-48		58 Northwest Missouri
41	Missouri	47 (H)	(Won 11, Lost 13)		39 (H)
59	Kansas	44 (H)	56 Purdue	60 (H)	54 Bradley
54	Missouri	55 (A)	59 Minnesota	63 (A)	60 Northern Iowa
45	Iowa State	47 (A)	65 South Dakota	38 (H)	69 Baylor
41***Navy Pre-Flight	55 (A)	46 Missouri	46 Oklahoma State	44 (B)	63 Colorado State
47	Kansas State	55 (H)	60 Kansas	64 (B)	66 Idaho
A. J. LEWANDOWSKI, COACH		67 Colorado State	67 Colorado State	47 (H)	57 Colorado
* at Kansas City, Mo.		51 Stanford	47 (H)	47 (H)	65 Michigan
** at Oklahoma City, Okla.		38 San Jose State	39 (A)	47 (A)	85 Iowa State
*** at Iowa City, Iowa		58 Nevada-Reno	63 (A)	47 (A)	47 South Dakota
		58 Northern Colorado	54 (A)	57 Kansas	56 (H)
1945-46		44 Iowa State	55 (A)	64 Iowa State	46 (H)
(Won 7, Lost 13)		54 Missouri	66 (H)	59 Colorado	72 (A)
30	Minnesota	55 (A)	59 Colorado	55 (A)	65 Kansas State
52	South Dakota	29 (H)	45 Kansas State	64 (H)	50 Missouri
54*Missouri	63	66 South Dakota State	64 (H)	36 Kansas	41 (H)
62*Kansas State	47	61 Kansas	57 (A)	57 Oklahoma	49 (A)
35 Iowa	61 (A)	57 Oklahoma	79 (A)	59 Colorado	55 (A)
51	Illinois	61 (H)	41 Missouri	47 (A)	55 Missouri
48	Oregon State	40 (H)	62 Iowa State	57 (H)	56 Iowa State
33	Bradley	53 (A)	58 Colorado	53 (H)	48 Oklahoma
38	Marquette	49 (A)	49 Kansas State	56 (A)	60 Kansas State
44	Kansas State	37 (H)	74 Oklahoma	81 (H)	HARRY C. GOOD, COACH
48	Oklahoma	70 (A)	70 Kansas	64 (H)	
45	Kansas	56 (H)	HARRY C. GOOD, COACH		1950-51
39	Iowa State	57 (A)			(Won 9, Lost 14)
44	Missouri	42 (A)			41 Minnesota
52	South Dakota State	50 (H)	1948-49		55 (A)
45	Iowa State	57 (H)	(Won 16, Lost 10)		61 Northwest Missouri
44	Oklahoma	51 (H)	59 North West Missouri	39 (H)	39 (H)
30	Kansas	72 (A)	52 Minnesota	61 (H)	49 Wash. (Seattle)
42	Missouri	39 (H)	63 Northern Iowa	52 (H)	54 (A)
49	Kansas State	54 (A)	47 Purdue	64 (A)	53 California
L. F. KLEIN, COACH		46 Cincinnati	64 (A)	54 Kansas State	64 (A)
* at Kansas City, Mo.		49 Duquesne	55 (A)	47 Kansas	38 (A)
		83 Western Reserve	80 (A)	74 South Dakota	63 (B)
1946-47		34 Kansas State	48 (B)	41 Kansas	49 (H)
(Won 10, Lost 14)		50 Missouri	52 (B)	51 Iowa State	66 (A)
68	South Dakota	37 (H)	56 Harvard	45 (H)	49 (H)
65	Ottumwa Navy	45 (H)	52 Kansas	54 (B)	51 (A)
48	Drake	44 (H)	48 Washington, Mo.	34 (H)	50 Kansas State
46	Arkansas	57 (B)	71 Iowa State	45 (H)	52 Kansas
54	Iowa State	51 (B)	72 South Dakota	50 (H)	49 Oklahoma
52	Oklahoma	63 (B)	70 Kansas State	50 (H)	54 Missouri
54	St. Mary's	58 (H)	45 Colorado	48 (H)	58 Colorado
58	Minnesota	66 (H)	49 Kansas	43 (H)	48 Kansas State
37	Illinois	72 (A)	45 Oklahoma	39 (A)	46 Oklahoma
53	Louisville	68 (A)	44 Iowa State	47 (A)	57 Missouri
56	Western Kentucky	74 (A)	47 Missouri	41 (A)	68 (A)
54	Kansas State	63 (A)	56 Colorado	46 (H)	HARRY C. GOOD, COACH
44	Oklahoma	41 (H)	28 Kansas State	45 (A)	
48	Kansas	46 (H)	49 Oklahoma	53 (A)	1951-52
41	Missouri	47 (A)	52 Missouri	56 (H)	(Won 7, Lost 17)
44	Iowa State	61 (A)			60 Northern Iowa
65	Drake	44 (A)	BIG 8 PLAYOFF		44 (H)
72	Ottumwa Navy	53 (A)	57*Oklahoma	56	55 Minnesota
					63 (H)
					59 Northwest Missouri
					43 (H)
					72 Fresno State
					48 (H)

Nebr.	Opponent	Nebr.	Opponent	Nebr.	Opponent
55 Southern Methodist	61 (A)	62 Kansas	67 (H)	54 Vanderbilt	78 (A)
57 Texas Christian	58 (A)	78 Iowa State	65 (H)	65 Michigan State	69 (B)
76 Tampa	81 (A)	67 Missouri	82 (A)	70 Missouri	65 (B)
60 Miami, Fla.	70 (A)	HARRY C. GOOD, COACH		69 Iowa State	89 (B)
67 Kansas State	87 (B)	1954-55			
63 Colorado	08 (B)	[Won 9, Lost 12]			
66 Iowa State	75 (B)	61 Iowa	84 (A)	56 Colorado	60 (A)
63 Colorado	61 (H)	87 South Dakota	51 (H)	84 Missouri	65 (A)
36 Kansas State	71 (A)	93 Bradley	68 (A)	53 Kansas State	39 (A)
66 Kansas	69 (H)	76 Alabama	88 (A)	54 Kansas	69 (H)
82 South Dakota	59 (H)	79 Memphis State	86 (A)	53 Missouri	49 (H)
72 Iowa State	78 (A)	58 Missouri	75 (B)	47 Iowa State	59 (A)
55 Missouri	60 (H)	47 Colorado	89 (B)	56 Kansas State	81 (H)
67 Oklahoma	66 (H)	66 Kansas	69 (B)	60 Kansas	87 (A)
65 Colorado	67 (A)	76 Iowa State	63 (H)	53 Oklahoma	55 (A)
52 Kansas	90 (A)	59 Missouri	67 (A)	64 Oklahoma	55 (H)
59 Oklahoma	65 (A)	69 Kansas State	59 (H)	67 Iowa State	58 (H)
75 Iowa State	75 (H)	66 Kansas	02 (H)	JERRY BUSH, COACH	
60 Kansas State	75 (A)	62 Kansas State	79 (A)	1957-58	
53 Missouri	68 (A)	84 Colorado	77 (H)	(Won 10, Lost 13)	
HARRY C. GOOD, COACH		75 Oklahoma	67 (H)	64 South Dakota St.	52 (H)
1952-53		73 Missouri	76 (H)	77 Wyoming	66 (H)
(Won 9, Lost 11)		68 Kansas	55 (A)	57 Michigan	81 (A)
65 South Dakota	53 (H)	76 Oklahoma	78 (A)	56 Notre Dame	69 (A)
62 Minnesota	71 (A)	75 Iowa State	82 (A)	61 Purdue	70 (H)
82 Springfield, Mass.	73 (H)	66 Colorado	77 (A)	68 Denver	63 (H)
73 Bradley	65 (A)	JERRY BUSH, COACH		61 Ohio U.	53 (H)
66 Kansas	73 (B)	1955-56			
83 Iowa State	79 (B)	(Won 7, Lost 16)			
53 Colorado	67 (B)	51 Iowa	60 (A)	64 Marquette	79 (A)
92 Harvard	53 (H)	69 Texas Tech	(OT) 63 (H)	74 Princeton	64 (B)
80 Colorado	65 (A)	71 Michigan	77 (A)	57 Kansas State	88 (B)
59 Kansas	65 (H)	46 Wichita State	71 (A)	51 Iowa State	61 (B)
60 Iowa State	78 (H)	71 UCLA	65 (H)	54 Missouri	55 (A)
73 Missouri	62 (H)	52 Wisconsin	71 (A)	59 Kansas State	74 (A)
80 Kansas State	67 (H)	48 Vanderbilt	66 (A)	57 Oklahoma	54 (H)
78 Colorado	86 (H)	66 Missouri	71 (B)	52 Iowa State	57 (H)
58 Kansas	77 (A)	70 Cornell, NY	69 (B)	63 Iowa State	78 (A)
59 Oklahoma	53 (A)	51 Kansas State	79 (B)	46 Kansas	102 (A)
59 Missouri	66 (A)	63 Colorado	78 (A)	39 Oklahoma	66 (A)
70 Oklahoma	78 (H)	83 Missouri	77 (H)	67 Missouri	62 (H)
66 Iowa State	93 (A)	52 Colorado	77 (H)	50 Colorado	41 (H)
80 Kansas State	108 (A)	72 Emporia State	59 (H)	43 Kansas	41 (H)
HARRY C. GOOD, COACH		52 Kansas State	66 (H)	55 Kansas State	48 (H)
1953-54		56 Kansas	80 (A)	52 Colorado	54 (A)
(Won 8, Lost 13)		68 Oklahoma	(OT) 61 (A)	JERRY BUSH, COACH	
64 Minnesota	75 (H)	69 Iowa State	(OT) 71 (H)	1958-59	
81 Iowa	70 (H)	50 Kansas State	73 (A)	(Won 12, Lost 13)	
70 South Dakota	53 (H)	56 Kansas	60 (H)	85 Northwest Missouri	44 (H)
55 Oregon State	83 (A)	64 Oklahoma	(OT) 63 (H)	75 Montana State	43 (H)
68 Oregon	84 (A)	80 Missouri	88 (A)	62 Marquette	60 (H)
72 Oregon	74 (A)	74 Iowa State	94 (A)	57 Minnesota	78 (A)
78 Kansas State	74 (B)	JERRY BUSH, COACH		54 Texas Tech	46 (H)
70 Oklahoma	86 (B)	1956-57			
57 Missouri	72 (B)	(Won 11, Lost 12)			
74 Iowa State	60 (A)	56 UCLA	69 (A)	48 Bradley	85 (A)
76 Oklahoma	72 (A)	60 UCLA	78 (A)	55 Michigan State	80 (A)
88 Kansas State	75 (H)	67 Iowa	43 (H)	55 Oklahoma State	48 (B)
80 Missouri	72 (H)	73 Michigan	60 (H)	50 Colorado	54 (B)
70 Kansas State	91 (A)	53 Wisconsin	51 (H)	60 Oklahoma	43 (B)
67 Colorado	75 (H)	65 Purdue	62 (A)	50 Colorado	57 (A)
68 Kansas	79 (A)	67 Texas Tech	66 (A)	47 Oklahoma State	44 (H)
68 Oklahoma	76 (A)	1958-59			
58 Colorado	83 (A)	(Won 12, Lost 13)			
		69 (A)	81 Missouri	85 Northwest Missouri	44 (H)
		78 (A)	52 Iowa State	75 Montana State	43 (H)
		43 (H)	91 Detroit	62 Marquette	60 (H)
		60 (H)	43 Kansas State	57 Minnesota	78 (A)
		51 (H)	39 Oklahoma State	54 Texas Tech	46 (H)
		62 (A)	40 Oklahoma	48 Bradley	85 (A)
		66 (A)	55 Kansas	55 Michigan State	80 (A)
				55 Oklahoma State	48 (B)
				50 Colorado	54 (B)
				60 Oklahoma	43 (B)
				50 Colorado	57 (A)
				47 Oklahoma State	44 (H)
				81 Missouri	69 (H)
				52 Iowa State	49 (H)
				91 Detroit	77 (H)
				43 Kansas State	50 (H)
				39 Oklahoma State	54 (A)
				40 Oklahoma	54 (A)
				55 Kansas	63 (H)

Nebr.	Opponent	Nebr.	Opponent	Nebr.	Opponent			
50	Kansas	66 (A)	1961-62		73 Southern Cal	79 (A)		
62	Colorado	61 (H)	(Won 9, Lost 16)			64 Southern Cal	79 (A)	
56	Iowa State	59 (A)	49	Wichita State	79 (A)	78 Kansas State	100 (B)	
81	Missouri	79 (A)	63	Southern Methodist	60 (H)	66 Oklahoma	75 (B)	
54	Oklahoma	65 (H)	49	Air Force	58 (A)	68 Colorado	80 (B)	
54	Kansas State	76 (A)	65	Notre Dame	61 (H)	55 Iowa State	52 (A)	
JERRY BUSH, COACH			81	Ohio U.	64 (H)	74 Missouri	69 (H)	
1959-60			70	Wyoming	71 (A)	74 Kansas	74 (A)	
(Won 8, Lost 17)			49	California	50 (A)	70 Oklahoma City	65 (H)	
73	Stewart AFB	46 (H)	59	Stanford	72 (A)	60 Missouri	78 (A)	
68	Air Force	54 (H)	48	Kansas State	60 (B)	66 Kansas State	73 (H)	
76	Minnesota	66 (H)	52	Oklahoma State	51 (B)	76 Oklahoma	69 (H)	
62	Notre Dame	70 (H)	68	Kansas	69 (B)	48 Kansas State	53 (H)	
80	Michigan State	82 (H)	69	Kansas	67 (A)	52 Colorado	60 (H)	
60	Oregon State	63 (A)	57	Oklahoma	56 (H)	48 Kansas State	50 (A)	
65*	Oregon State	67	56	Colorado	58 (H)	57 Iowa State	55 (H)	
58	Montana State	64 (A)	72	Iowa State	84 (A)	55 Kansas	64 (H)	
55	Colorado	64 (B)	53	Kansas State	72 (A)	45 Oklahoma State	81 (A)	
63	Kansas State	71 (B)	57	Oklahoma State	56 (H)	76 Oklahoma	82 (A)	
78	Missouri	67 (B)	63	Colorado	74 (A)	73 Colorado	89 (A)	
53	Iowa State	57 (A)	66	Iowa State	79 (H)	JOE CIPRIANO, COACH		
47	Kansas	60 (H)	65	Missouri	63 (A)	1964-65		
61	Missouri	69 (A)	70	Kansas	73 (H)	(Won 10, Lost 15)		
57	Colorado	82 (A)	63	Missouri	81 (H)	68	Wyoming	94 (A)
54	Colorado	58 (H)	64	Oklahoma State	65 (A)	96	Purdue	85 (H)
64	Missouri	59 (H)	71	Oklahoma	69 (A)	74	South Dakota	63 (H)
47	Oklahoma State	52 (A)	60	Kansas State	84 (H)	74	Michigan	73 (H)
54	Oklahoma	63 (A)	JERRY BUSH, COACH			73	Texas	77 (A)
69	Iowa State	49 (H)	1962-63			78	Texas Tech	82 (A)
70	Kansas State	60 (H)	(Won 6, Lost 19)			87	California	80 (H)
49	Oklahoma	50 (H)	68	Texas Tech	66 (A)	63	California	59 (H)
54	Oklahoma State	47 (H)	61	Houston	68 (A)	62	Colorado	70 (B)
74	Kansas State	83 (A)	43	Air Force	39 (H)	61	Oklahoma State	74 (B)
74	Kansas	79 (A)	78	Northern Iowa	59 (H)	62	Iowa State	69 (B)
JERRY BUSH, COACH			54	Denver	63 (H)	56	Kansas	66 (H)
* at Portland, Ore.			72	Miami, Ohio	69 (H)	54	Oklahoma State	93 (A)
1960-61			49	Southern Cal	58 (H)	82	Oklahoma	89 (A)
(Won 10, Lost 14)			53	Southern Cal	55 (H)	88	Iowa State	79 (H)
78	Northern Iowa	88 (H)	68	Iowa State	82 (B)	53	Oklahoma State	55 (H)
63	Wichita State	65 (H)	47	Colorado	59 (B)	52	Colorado	67 (A)
65	Utah State	60 (H)	93	Colorado	62	Kansas State	57 (A)	
77	Denver	52 (H)	47	Colorado	86 (B)	66	Colorado	59 (H)
62	Detroit	71 (A)	53	Kansas State	75 (H)	74	Missouri	92 (H)
60	Cincinnati	75 (A)	53	Kansas	72 (A)	69	Iowa State	65 (A)
79	Arizona	55 (H)	60	Kansas State	72 (H)	62	Kansas	71 (A)
53	Kansas	78 (B)	69	Iowa State	83 (A)	67	Oklahoma	63 (H)
90	Missouri	72 (B)	61	Missouri	69 (H)	66	Missouri	84 (A)
70	Oklahoma State	61 (B)	54	Iowa State	75 (H)	67	Kansas State	79 (H)
62	Missouri	48 (H)	77	Oklahoma State	51 (A)	JOE CIPRIANO, COACH		
65	Colorado	61 (H)	39	Kansas	84 (A)	1965-66		
51	Colorado	66 (A)	49	Oklahoma State	45 (H)	(Won 20, Lost 5)		
58	Iowa State	66 (H)	75	Oklahoma	48 (H)	101	Wisconsin	88 (A)
47	Oklahoma State	55 (A)	55	Oklahoma	77 (H)	77	Oregon State	63 (H)
58	Oklahoma	69 (A)	80	Colorado	80 (A)	71	California	87 (A)
33	Kansas	38 (H)	72	Missouri	84 (A)	70	California	68 (A)
62	Iowa State	88 (A)	JERRY BUSH, COACH			75	Texas	64 (H)
61	Oklahoma State	65 (H)	1963-64			71	Stanford	67 (H)
83	Oklahoma	61 (H)	(Won 7, Lost 18)			77	South Dakota	60 (H)
69	Kansas	68 (A)	79	Wyoming	72 (H)	69	Missouri	(OT) 67 (B)
67	Kansas State	77 (H)	55	Michigan	80 (A)	92	Oklahoma	79 (B)
56	Kansas State	75 (A)	75	Purdue	81 (A)	61	Kansas	71 (B)
76	Missouri	97 (A)	58	Texas Tech	64 (H)	76	Iowa State	74 (A)
JERRY BUSH, COACH			60	Houston	76 (H)	82	Missouri	60 (H)
						82	Kansas State	71 (A)

Nebr.	Opponent	Nebr.	Opponent	Nebr.	Opponent
83 Kansas	75 (H)	89 Oklahoma	83 (A)	79 Oklahoma	66 (H)
86 Oklahoma	78 (H)	92 Kansas State	68 (H)	63 Missouri	80 (A)
45 Oklahoma State	41 (A)	60 Kansas	71 (A)	61 Oklahoma State	55 (H)
81 Oklahoma City (OT)	85 (A)	82 Oklahoma State	73 (H)	87 Iowa State	81 (H)
85 Oklahoma	81 (A)	73 Colorado	76 (A)	JOE CIPRIANO, COACH	
81 Iowa State	70 (H)	76 Kansas	69 (H)	* Bluebonnet Classic.	
71 Missouri	53 (A)	92 Iowa State (OT)	93 (H)	Houston	
70 Colorado	63 (H)	70 Missouri	91 (A)	**Exhibition	
73 Kansas	110 (A)	JOE CIPRIANO, COACH			
79 Kansas State	69 (H)	1968-69		1970-71	
88 Colorado	95 (A)	(Won 12, Lost 14)		(Won 18, Lost 8)	
85 Oklahoma State	64 (H)	68 Wisconsin	55 (H)	68 Wyoming	63 (A)
JOE CIPRIANO, COACH		67 Oregon State	79 (A)	73 Iowa	71 (H)
1966-67		85 Oregon	77 (A)	95 Northern Iowa	71 (H)
(Won 16, Lost 9)		94 Wichita State	{3OT} 92 (H)	60 Texas Christian	64 (A)
79 Oregon	56 (H)	73 Augustana	56 (H)	75 Southern Methodist	80 (A)
98 Wyoming	102 (A)	73 Michigan State	59 (H)	116 Nevada-Reno	71 (H)
90 Pacific	78 (H)	76* Arizona State	83	85 Miami, Fla.	58 (HC)
100 Washington State	75 (H)	73*California	86	69 Colorado State	65 (HC)
80 Washington State	78 (H)	63 Arizona	68 (A)	72 Wichita State	71 (A)
76* La Salle	99	56 Kansas	82 (B)	71 Oklahoma State	58 (B)
71*Portland	69	70 Oklahoma	47 (B)	77 Colorado	67 (B)
81 Kansas state	98 (B)	76 Missouri	70 (B)	52 Kansas	72 (B)
73 Oklahoma State	64 (B)	52 Kansas	56 (H)	69 Kansas State	70 (A)
66 Colorado	73 (B)	72 Kansas State	95 (A)	84 Iowa State	62 (H)
103**Sweden Nationals	78 (H)	93 Iowa State	(OT) 99 (A)	80 Oklahoma State	59 (H)
67 Oklahoma State	57 (A)	52 Oklahoma State	76 (H)	67 Oklahoma	79 (A)
87 Oklahoma	99 (A)	87 Missouri	71 (H)	67 Kansas	81 (H)
84 Colorado	80 (H)	90 Oklahoma	83 (H)	69 Iowa State	67 (A)
97 Oklahoma	78 (H)	81 Colorado	83 (A)	81 Missouri	72 (H)
99 Missouri	82 (H)	60 Missouri	79 (A)	65 Colorado	63 (A)
67 Kansas state	59 (A)	74 Iowa State (OT)	75 (H)	57 Oklahoma State	55 (A)
58 Kansas	84 (A)	73 Kansas	79 (A)	56 Oklahoma	65 (H)
94 Iowa State	82 (H)	79 Colorado	65 (H)	65 Missouri	77 (A)
76 Iowa State	55 (A)	88 Kansas State	71 (H)	87 Kansas State	71 (H)
79 Kansas State	71 (H)	63 Oklahoma State	72 (A)	85 Colorado	71 (H)
80 Missouri	73 (A)	70 Oklahoma	64 (A)	54 Kansas	59 (A)
57 Kansas	64 (H)	JOE CIPRIANO, COACH		JOE CIPRIANO, COACH	
88 Oklahoma State	71 (H)	* Sun Devil Classic,			
57 Colorado	64 (A)	Tempe, Ariz.			
N.I.T.		1969-70		1971-72	
88 Marshall	119	(Won 16, Lost 9)		(Won 14, Lost 12)	
JOE CIPRIANO, COACH		76 UC Irvine	73 (H)	81 Wyoming	63 (H)
* Vanderbilt Invitational		75 Augustana	56 (A)	61 San Diego State	63 (H)
** Exhibition		81 Wichita State	79 (A)	61 Wichita State	74 (H)
1967-68		82 Duquesne	77 (H)	53 Duquesne	75 (A)
(Won 15, Lost 10)		82*Houston	102	84 Southern Methodist	76 (H)
111 Fullerton State	74 (H)	78*Texas A&M	69	90 Idaho	49 (HC)
93 South Dakota	61 (H)	92 Northern Michigan	68 (H)	75 La Salle	60 (HC)
70 Washington State	93 (A)	79 Arizona	69 (H)	77 Iowa	86 (A)
91 Washington State	76 (A)	74**Athletes in Action	65 (H)	80 San Jose State	63 (H)
74 Hawaii	82 (A)	60 Colorado	72 (B)	64 Missouri	76 (B)
72 Hawaii	86 (A)	74 Iowa State	66 (B)	64 Oklahoma state	56 (B)
70 Michigan State	74 (A)	78 Kansas	73 (B)	84 Oklahoma	68 (B)
84 Wyoming	64 (H)	70 Iowa State	72 (A)	73 Oklahoma State	59 (H)
75 Oklahoma	65 (B)	64 Kansas State	71 (H)	77 Oklahoma	70 (H)
48 Oklahoma State	46 (B)	60 Colorado	58 (H)	67 Colorado	55 (H)
66 Kansas State	62 (B)	70 Oklahoma	60 (A)	64 Oklahoma State	63 (A)
70 Iowa State	85 (A)	58 Oklahoma State	81 (A)	55 Kansas	(OT) 57 (A)
62 Kansas State	78 (A)	84 Kansas	73 (H)	61 Kansas State	60 (H)
75 Missouri	66 (H)	59 Colorado	76 (A)	70 Oklahoma	72 (A)
110 Oklahoma	90 (H)	60 Missouri	48 (H)	76 Iowa State	71 (H)
87 Colorado	73 (H)	87 Kansas	100 (A)	65 Missouri	80 (A)
63 Oklahoma State	62 (A)	62 Kansas State	69 (A)	99 Kansas	78 (H)
				57 Colorado	67 (A)
				54 Missouri	61 (H)

Nebr.	Opponent	Nebr.	Opponent	Nebr.	Opponent
67	Iowa State	76 (A)	66 Oklahoma State	79 (A)	68 Vanderbilt
76	Kansas State (OT)	81 (A)	63 Oklahoma	85 (A)	66 Kansas
	JOE CIPRIANO, COACH		91 Iowa St.	(3OT) 88 (H)	75 Oklahoma
	1972-73		75 Missouri	58 (H)	56 Okla. St.
	(Won 9, Lost 17)		64 Colorado	65 (A)	72 South Dakota
64	No. Texas St.	46 (H)	88 Missouri	87 (A)	69 So. Carolina
59	Wyoming	65 (A)	71 Oklahoma State	63 (H)	65 Kansas State
50*	California	75	46 Kansas	51 (H)	68 Oklahoma
57*	Air Force	53	58 Kansas State	54 (A)	66 Colorado
72	Texas Christian	58 (H)	65 Colorado	42 (H)	52 Oklahoma St.
60**	Kentucky	85	58 Iowa State	76 (A)	57 Missouri
51**	Colorado State	57	JOE CIPRIANO, COACH I		57 Kansas
64	Iowa State	75 (B)	* at Vanderbilt Invitational		66 Iowa State
74	Kansas	72 (B)			60 Oklahoma
73	Oklahoma State	75 (B)	1974-75		30 Colorado
63*	Georgia State	54	(Won 14, Lost 12)		53 Kansas St.
62*	North Carolina	79	87 South Dakota St.	72 (H)	84 Missouri (OT)
55	Oklahoma State	68 (H)	67* Long Beach St.	55 (A)	60 Oklahoma st.
74	Oklahoma	67 (H)	62* Arizona State	83 (A)	62 Kansas
65	Missouri	78 (H)	69 North Texas St.	56 (A)	82 Iowa State
60	Iowa State	81 (A)	78 Wichita State	65 (H)	JOE CIPRIANO, COACH
55	Kansas State	82 (H)	66 San Jose State	80 (H)	* Roadrunner Invitational
59	Colorado	67 (H)	69** Southern Meth.	67 (A)	Las Cruces, N.M.
59	Kansas	46 (A)	60** Indiana	97 (A)	1976-77
59	Oklahoma	67 (A)	81 Vanderbilt	66 (H)	(Won 15, Lost 14)
76	Oklahoma State	64 (A)	75 Oklahoma	64 (B)	57 Iowa
62	Kansas	59 (H)	62 Kansas	63 (B)	59 Washington (OT)
76	Iowa State	82 (H)	63 Kansas State	80 (B)	66 Hawaii-Hilo
70	Kansas State	97 (A)	74 Kansas State	61 (H)	64 Hawaii
63	Colorado	71 (A)	68 Oklahoma	61 (A)	60 Hawaii
70	Missouri	86 (A)	85 Colorado	59 (H)	58 Minnesota
	JOE CIPRIANO, COACH		73 Oklahoma State	58 (H)	63 Illinois
*	Mountaineer Classic,		74 Missouri	88 (A)	88 Northwest Mo. St.
	Morgantown, W.Va.		44 Kansas	72 (A)	71 Northwestern
**	Kentucky Invitational		75 Iowa State	62 (H)	64 Mankato St.
†	Decatur, Ga.		57 Oklahoma (OT)	65 (H)	50 Colorado
‡	Greensboro, N.C.		61 Colorado	62 (A)	75 Iowa State
	1973-74		64 Kansas State	65 (A)	66 Oklahoma
	(Won 14, Lost 12)		80 Missouri	77 (H)	56 (B)
70	Wyoming	62 (H)	59 Oklahoma State	58 (A)	49 South Carolina
77	Minnesota-Duluth	50 (H)	77 Kansas (2OT)	79 (H)	52 Kansas State
58*	Vanderbilt	82	69 Iowa St.	82 (A)	69 Colorado
65*	Middle Tennessee	76	JOE CIPRIANO, COACH		49 Iowa State
78	Georgia State (OT)	75 (H)	* Sun Devil Classic		58 Oklahoma
67	NE Missouri	54 (H)	Tempe, Ariz.		63 Missouri
76	MacMurray	50 (H)	** Indiana Classic		60 Kansas
73	Northern Iowa	55 (H)			66 Oklahoma State
47	Kansas State	68 (B)	1975-76		73 Colorado
69	Oklahoma State	62 (B)	(Won 19, Lost 8)		66 Iowa State
66	Kansas	75 (B)	58 Illinois	60 (H)	62 Kansas State
58	Wichita State	66 (A)	79 Northwestern	68 (H)	60 Missouri
64	Kansas	79 (A)	65 Iowa	72 (A)	62 Oklahoma
63	Oklahoma	58 (H)	63 Washington	75 (H)	66 Kansas
65	Kansas State	73 (H)	68 St. Mary's	57 (H)	60 Oklahoma State
			85* Pacific	59 (A)	58* Kansas
			79* New Mexico St.	75 (A)	JOE CIPRIANO, COACH
					* Post Season Playoff

PRESS INFORMATION



DON BRYANT
SID

WORKING CREDENTIALS

Direct all requests for Press
Credentials to:

Sports Information Office
(Don Bryant, Director;
Bill Bennett, Assistant)
University of Nebraska,
Lincoln, Nebraska 68588
402-472-2263(4)
Bryant's Home (423-6563)
Bennett's Home (423-1415)



BILL BENNETT
Asst. SID

Due to mail service, press passes will not be mailed in some instances. They may be picked up at the WILL CALL window.

PARKING

Press parking may be available on a limited basis, directly south of the NU Sports Complex.

PHOTOGRAPHERS

Photography requests should be handled in the same manner as press requests. Daylight film is recommended for both still and motion pictures in the NU Sports Complex arena.

SERVICES

Complete statistics, and a running, scoring summary account are provided at all working locations. At the half, flash statistics will be provided. A press room is located in the southeast corridor on the floor level of the basketball arena, and will contain phones and two telecopiers. Writers wishing to install telephones at their press box seats may order them through the Sports Information Office. Writers wishing to utilize telecopier service should request it when they request credentials. The service will cost \$35 (\$25 to the University, \$10 to the operator), with checks payable to the University of Nebraska.

RADIO SPACE

Radio contact requests and information should be made to the attention of the Sports Information Office.

RADIO SPOTTERS

If spotters are needed please contact the Sports Information Office at least three days in advance.

COACHES SCOUTING PASSES

Press box requests made by head coaches for scouting purposes should be directed to the Sports Information Office and conform to the Big Eight Conference regulations.

NOTES

NOTES

NOTES

NOTES

KEY PUBLICITY OUTLETS

NEWSPAPERS

Telephone
(Area Code 402 Except Where Noted)

*#Bill Hord, World-Herald, 14th & Dodge, Omaha 68102	444-1000
† Don Lee, World-Herald, 14th & Dodge, Omaha 68102	444-1000
*#Tom Ash, World-Herald, 14th & Dodge, Omaha 68102	444-1000
#Wally Provost, World-Herald, 14th & Dodge, Omaha 68102	444-1000
#Larry Porter, World-Herald, Lincoln Bureau, P.O. Box 80866, Lincoln 68501	432-3132
**#Virgil Parker, Journal & Star, 926 P St., Lincoln 68508	473-7431
† Mark Gordon, Journal & Star, 926 P St., Lincoln 68508	473-7431
*#Randy York, Journal & Star, 926 P St., Lincoln 68508	473-7431
† #Dave Sittler, Journal & Star, 926 P St., Lincoln, 68508	473-7431
Edward Howard, Associated Press, 926 P St., Lincoln 68508	432-2525
† Earl Flowers, UPI, 926 P St., Lincoln 68508	432-0381
**#Sports Editor, Daily Nebraskan, U. of Nebraska, Lincoln 68508	472-2589
*#Gene Raffensberger, Register, 715 Locust, Des Moines, Iowa 50304	515-284-8000
*#Sports Editor, Times-Herald, 114 E. 4th Alliance	308-762-3060
*#Al Riddington, Sun, 7th & Ella, Beatrice 68310	223-5233
*#Terry Anderson, Daily Telegram, 1254 27th Ave., Columbus 68601	564-2741
*#Del Sutherland, Journal, 1810 Harlan, Falls City 68355	245-2431
*#Dewaine Gahan, Tribune, P.O. Box 9, Fremont 68205	721-5000
*#Bill Brennan, Independent, 1st & Cedar, Grand Island 68801	308-382-1000
*#Gene Ray, Tribune, 908 W. 2nd, Hastings 68901	462-2131
*#Sports Editor, Citizen, 307 East Ave., Holdrege 68949	308-995-4441
*#Sports Editor, Hub, 13 E. 22nd, Kearney 68847	308-237-2152
*#Jack Rodgers, Gazette, W. 1st & E. McCook 69001	308-345-4500
*#Sports Editor, News-Press, 123 S. 8th, Nebraska City 68410	873-3334
*#Denny Fuehrer, News, 525 Norfolk Ave., Norfolk 68701	371-1020
*#John Martinez, Telegraph, 315 E. 5th, North Platte 69101	308-532-6000
*#Tim Winters, Star-Herald, 1405 Broadway, Scottsbluff 68467	308-632-6116
*#Len Hoskins, News-Times, P.O. Box 512, York 68467	362-4478
Sports Editor, Omaha Star, 2216 N. 24th, Omaha 68111	346-4041
Everyone Magazine, 2514 N. 24th, Omaha 68111	455-4882

TELEVISION

	Channel	Telephone
†Mark Ahmann, KOLN-TV, 40th & W, Lincoln 68503	10	467-4321
†Jim Kelter, KMTV, 2615 Farnam, Omaha 68131	3	345-3333
†Gary Wegner, KHAS-TV, Hastings 68901	5	463-1321
†Wayne Dzubak, KETV, 27th & Douglas, Omaha 68131	7	345-7777
†Bob Bruce, WOWT, 3501 Farnam, Omaha 68131	6	346-6666
†Steve Anderson, KHGI-TV, Kearney 68847	13	308-234-3900
John Schraeder, KDUH-TV, Hay Springs 69347	4	308-638-2741
Don Feldman, KNOP-TV, North Platte 69101	2	308-532-2222
Steve Summers, KSTF-TV, Scottsbluff 69361	10	308-632-6107
†KUON-TV, 1800 N. 33rd, Lincoln 68503	12	472-3611

RADIO PLAY-BY-PLAY

	Telephone
†Dick Perry, KFOR, 825 Stuart Bldg., Lincoln 68508	432-6606
†Tim Moreland, KFOR, 825 Stuart Bldg., Lincoln 68508	432-6606
†Don Gill, KLIN, 4348 O St., 68510	475-4567
†Kent Pavelka, KFAB, 5010 Underwood, Omaha 68132	556-8000
†Sports Director, KRNU, U. of Nebraska, Lincoln 68507	472-3054
†Covers NU Basketball, *Sports editor; #writes column.	

Big 8 Area Outlets

Des Moines Register and Tribune
Kansas City Star
Daily Oklahoman, Oklahoma City
Oklahoma Journal, Midwest City
Tulsa Tribune
Tulsa World
Manhattan Mercury, Manhattan, Kansas
Capital-Journal, Topeka, Kansas
Wichita Eagle

Journal-World, Lawrence, Kansas
St. Louis Globe-Democrat
St. Louis Post-Dispatch
Tribune, Columbia, Missouri
Denver Post
Rocky Mountain News, Denver
Boulder Camera
Stillwater News-Press
Norman Transcript

Big 8 News Director, River Hills/Mark I, 600 E. 8th St., Kansas City, Missouri

UNIVERSITY OF NEBRASKA

1977-78 BASKETBALL SCHEDULE

Home Games in Bold

DAY	DATE	OPPONENT	SITE	TIPOFF
FRI	DEC 2	MISSOURI SOUTHERN STATE	Lincoln	(7:35 p.m. CST)
FRI	DEC 9	CREIGHTON UNIVERSITY	Lincoln	(7:35 p.m. CST)
SAT	DEC 10	SOUTH DAKOTA UNIVERSITY	Lincoln	(7:35 p.m. CST)
MON	DEC 12	UNIVERSITY OF NEVADA-RENO	Lincoln	(7:35 p.m. CST)
FRI	DEC 16	UNIVERSITY OF CALIFORNIA-DAVIS	Lincoln	(7:35 p.m. CST)
SAT	DEC 17	UNIVERSITY OF MISSISSIPPI	Lincoln	(7:35 p.m. CST)
MON	DEC 19	University of Minnesota	Minneapolis	(8:05 p.m. CST)
WED	DEC 21	WESTERN ILLINOIS UNIV.	Lincoln	(7:35 p.m. CST)
FRI	DEC 23	MONTANA STATE UNIVERSITY	Lincoln	(7:35 p.m. CST)
TUE-FRI	DEC 27-30	PRE-SEASON BIG 8 TOURNAMENT	Kansas City	
SAT	JAN 7	Kansas State University	Manhattan	(4 p.m. CST)
WED	JAN 11	University of Colorado	Boulder	(7:35 p.m. MST)
SAT	JAN 14	IOWA STATE UNIVERSITY	Lincoln	(7:35 p.m. CST)
WED	JAN 18	University of Oklahoma	Norman	(7:35 p.m. CST)
SAT	JAN 21	UNIVERSITY OF MISSOURI	Lincoln	(7:35 p.m. CST)
WED	JAN 25	UNIVERSITY OF KANSAS	Lincoln	(7:35 p.m. CST)
SAT	JAN 28	OKLAHOMA STATE UNIVERSITY	Lincoln	(3:10 p.m. CST-TV)
WED	FEB 1	UNIVERSITY OF COLORADO	Lincoln	(7:35 p.m. CST)
SAT	FEB 4	Iowa State University	Ames	(7:35 p.m. CST)
WED	FEB 8	KANSAS STATE UNIVERSITY	Lincoln	(7:35 p.m. CST)
SAT	FEB 11	University of Missouri	Columbia	(7:35 p.m. CST)
WED	FEB 15	UNIVERSITY OF OKLAHOMA	Lincoln	(7:35 p.m. CST)
SAT	FEB 18	University of Kansas	Lawrence	(7:35 p.m. CST)
SAT	FEB 25	Oklahoma State University	Stillwater	(7:30 p.m. CST)
TUE	FEB 28	Play-off, Big 8 Postseason, First Round	Campus Sites	
FRI	MAR 3	Play-off, Big 8 Postseason, Semi-finals	Kansas City	
SAT	MAR 4	Play-off, Big 8 Postseason, Final	Kansas City	