

NEBRASKA

Basketball



1976-'77

**MEDIA
GUIDE
\$1.00**

INDEX

Administration	67-72
Big 8	
Composite Schedule, 1976-77.....	58-61
77-78.....	62-63
1979	63-64
1980	64-66
Opponents	48-55
Pre-season Tournament	46
Series History	80-85
Series Records	86-87
TV Series	93
Facts About the University	77-79
History	128-143
Year by Year Record	133-144
Joe Cipriano	
Biography	5-7
Looks at '76-77	8-9
Record	10-12
Meet the Huskers	18-35
1976-77 Roster	20
Nebraska	
Basketball Graduates	129-132
Basketball Staff	4-17
1976-77 Schedule	Back Cover
Non-Conference Opponents	36-47
Outlook, 1976-77	2-3
Press	
Information	145
Radio and TV Outlets	Inside Back Cover
Review, 1975-76	88-109
Big 8 Stats	92-95
Game by Game	96-109
NU Stats	89-91
Records	110-127
All Conference Cornhuskers	119
All Time Scorers	116-117
Big 8	120-127
Varsity Records	117-118
Sports Center	71-74
Travel Plans	56-57

On the cover of the 1976-77 Nebraska Basketball Media Guide are senior forwards Allen Holder (44) and Bob Siegel (42), along with Head Coach Joe Cipriano. Behind them is the Huskers' new 15,008 seat arena.

CORNHUSKER STAFF

Administrative Staff

Athletic DirectorBob Devaney, Alma College, '39
Asst. Athletic Director and NU Sports Center Manager
Jim Ross, Eastern Michigan, '39
Asst. Athletic Director, Ticket Mgr...Jim Pittenger, Nebraska, '41
Asst. Athletic Director and Sports Information Director
Don Bryant, Nebraska, '52
Asst. Sports Information DirectorBill Bennett, Nebraska, '74
Business ManagerBill Fisher, Illinois, '39
Administrative AssistantDick Beechner, Nebraska, '56
Ath. Dept. Acad. Counselor..Ursula Walsh, Rosary College, '58
Ath. Dept. Weight SupervisorBoyd Epley, Nebraska, '70

Basketball Staff

Head CoachJoe Cipriano, Washington, '53
Assistant CoachMoe Iba, Oklahoma State, '62
Assistant CoachLonnie Porter, Adams State, '65
Grad Asst.Jennings Austin, East Tennessee State, '70
Head TrainerPaul Schneider, Nebraska, '52
Student TrainerDennis 'Otis' Chambers
Student ManagerTom Selig
Office SecretaryNancy Williams

NEBRASKA REGENTS

Kermit Hansen, Omaha
Kermit Wagner, Schuyler
Robert G. Simmons, Jr., Scottsbluff
Robert R. Koefoot, M.D., Grand Island
James H. Moylan, Omaha
Robert J. Prokop, M.D., Ph.D., Wilber
Robert L. Raun, Minden
Edward Schwartzkopf, Lincoln
William J. Mueller NU-Lincoln
Steven E. Shovers, UNO
Christine L. Baker, NU Medical Center

GENERAL INFORMATION

School —University of Nebraska	Location —Lincoln, Nebraska
Founded —February 15, 1869	(184,000)
Nickname —Cornhuskers, Huskers	Enrollment —22,380
School Colors —Scarlet and Cream	Director of Pep Band —
Conference —Big Eight	Dr. Robert Fought
President —D. B. Varner	Telephone —Basketball Office—
Chancellor —Dr. Roy A. Young	402-472-2265
Big Eight Faculty Representative —	Home Court —NU Sports Center
Dr. Kelth Broman	(15,008)

CIPRIANO VIEWS 1976-77 WITH CAUTIOUS OPTIMISM

by **BILL BENNETT**

Assistant Sports Information Director

Nebraska head coach Joe Cipriano is hoping that two returning starters, three top junior college prospects and the new Nebraska Sports Center can find the answers to a successful basketball season in 1976-77.

One of the first questions that Cipriano, his staff and his players must positively answer is overcoming the loss of three starters from last year's 19-8 team, the third most successful season in Husker basketball history.

In 1975-76, Nebraska was paced by senior starters, guards Jerry Fort (6-3) and Steve Willis (5-10), along with center Larry Cox (6-6). Cipriano realizes that replacing those three, especially Fort, who was a three-time All Big 8 performer and Nebraska's all time leading scorer with 1882 points, will be a tough job.

But making the job a little easier will be the presence of nine lettermen, led by last year's starting forwards, seniors Bob Siegel (6-7) and Allen Holder (6-4).

Siegel has been starting since his sophomore year, while Holder's first start was in 1975 after transferring to Nebraska from Seminole, Okla. Junior College (JC).

Last year, Siegel averaged 10.4-points and 5.9-rebounds a game, while Holder averaged 5.7-points and 5.0-rebounds a game.

Pacing Nebraska's other lettermen will be sophomores, guard Brian Banks (6-1) and center Carl McPipe (6-8), along with senior center-forward Rickey Harris (6-7). Banks and McPipe picked up valuable experience as freshmen and Banks should be in line for a starting guard spot in '76. Harris, who has been the Huskers sixth man the last two years, will provide Nebraska's front line with needed depth.

Rounding out the Cornhusker lettermen are juniors, guard Eric Coard (6-1) and forward Terry Novak (6-4), along with sophomores, forward Val Martin (6-7) and center-forward Curt Hedberg (6-8).

Adding to the Huskers' prospects for 1976-77 are their five new recruits, led by JC transfers, guard James Caldwell (6-3) from the College of the Desert in Palm Desert, Calif., forward Stanley 'Skeeter' Jackson (6-7) from Seminole, Okla. JC and center Herman 'Bo' Jackson (6-8) from Oklahoma City, Okla. Southwestern JC.

Caldwell was the top JC scorer in the nation last year with a 36.1 average. 'Skeeter' Jackson averaged 19.1-points and 14.0-rebounds a game, while 'Bo' Jackson averaged 23-points and 14-rebounds a contest.


Rounding out Nebraska's recruiting year are two All State high school performers, forward Mark McVicker (6-7) from Hastings, Neb. and guard Paul McDonald (6-4) from mChisholm, Minn. Last year, McVicker averaged 21-points and 13-rebounds a game, while McDonald averaged 29.8-points a game.

As a team in 1975-76, Nebraska's strong point was defense, ranking eighth nationally in overall team defense, allowing the opposition 62.8-points a game. In the Big 8, the Huskers allowed only 62.4-points a game, which was an important factor in the Cornhuskers' 10-4 league record, good for third place. Cipriano will again stress defense in 1976-77.

Another factor regarding this year's Nebraska team is the Huskers tough schedule. Seven of Nebraska's 11 nonleague games are on the road, against such basketball powers as Washington (Nov. 29), Hawaii (Dec. 2-3) and South Carolina (Jan. 3).

"The tough preseason schedule is a challenge our team must accept, to prepare it for the difficult Big 8 race," Cipriano said. "And if our recruits, particularly our JC transfers, can come through for us and combine with the talents of Siegel, Holder and our other lettermen, we will be a competitive basketball team."

The Huskers will open their season on Nov. 27 against the University of Iowa in the new, 15,008 Nebraska Sports Center, located on the State Fairgrounds. The Center replaces The Coliseum, which had been Nebraska's home since 1926.



NEBRASKA'S BASKETBALL STAFF



JOE CIPRIANO
Head Basketball Coach
University of Nebraska

Joe Cipriano, beginning his 14th year as head mentor, is the winningest coach in Nebraska's 79-year basketball heritage.

Since arriving on the Nebraska scene back in 1963, 'Cip' has an overall Husker record of 184 wins against 149 losses, 98 more wins than any previous Cornhusker coach. His overall mark is 227-184.

Cipriano came to NU during the fall of 1963 after being head coach at the University of Idaho for three years. His records at Idaho were 10-16, 13-13 and 20-6.

So why would a man leave a basketball program that just finished a highly successful 20-6 season and take the head coaching job at Nebraska, a school that hadn't had a winner in 13 years and had finished above the .500 mark only twice in the previous 26?

"It was a helluva challenge," Cipriano said. "There was only one way for the Nebraska program to go and that was up. There was a bright future to be offered and a chance to compete in a good basketball conference like the Big 8."

Cipriano started building his program early as the 1963-64 Husker freshman team went undefeated. But even Cipriano admitted that it probably would take three or four years for the Huskers to reach the .500 mark.

But a winning season would come faster than that and it was a lot better than .500. Cip's first team was 7-18, then 10-16 and in 1965-66 he reached one of the heights in his

young career when his third-year Cornhusker squad finished 20-5.

That Husker team finished second in the Big 8, garnered Cip the conference Coach of the Year award and saw Nebraska rank 11th nationally in the final Associated Press Poll.

The next year, the Huskers went to the National Invitational Tournament (NIT) in New York and finished the year with a 16-9 mark. That team was the first Nebraska and Big 8 squad to play in the NIT.

Nebraska won the Big 8 Pre-season Basketball Tournament during the 1967-68 campaign, the only Husker team ever to accomplish that feat. That team went 15-10.

In 1968-69 the Cornhuskers finished 12-14 but rebounded the following two years with highly successful 16-9 and 18-8 records.

During the early '70's, except for 1972-73, the Huskers have either been a solid contender or a key factor in the Big 8 title race. Cip's marks from 1971-75 have been 14-12 (1971-72), 9-17 (1972-73), 14-12 (1973-74) and 14-12 (1974-75).

Last year, Cipriano led Nebraska to its third most successful basketball season in history. Behind senior starters Jerry Fort (guard), Steve Willis (guard) and Larry Cox (center), the Cornhuskers finished 19-8 overall and 10-4 in the Big 8, good for third place.

CIPRIANO grew up in Sumas, Washington, and played his high school ball at nearby Nooksac Valley High School before being recruited by former NU Athletic Director Tippy Dye to play for him at the University of Washington. Cipriano started for three years at Washington and during that span (1950-51 to 1952-53) the Huskies went 79-15, won the Pacific Coast title all three years and finished third in the NCAA tournament in 1953. He was selected to play in the 1953 East-West Shrine Game in New York.

After graduating from Washington in 1953, Cipriano played for the AAU Buchan Bakers of Seattle for three years as the Bakers toured the Orient and Europe. He served as player-coach on the European trip and that's where the coaching bug hit him.

When he returned to the States, Cip coached high school ball for one year before Dye brought him back as his freshmen coach at Washington. He coached the Huskies freshmen for three years—the last one under John Grayson—then took the head coaching job at Idaho in 1959-60.

In 1964, Cipriano started the highly successful Cornhusker Basketball School which runs through the month of June every year on the Lincoln campus and or one week each at the Nebraska Western College in Scottsbluff and Chadron State College.

Other honors Cipriano has accumulated while at Nebraska include being a member of Henry Iba's coaching staff at the 1972 Olympic Try-Out Camp at the Air Force Academy. In 1973, he conducted a series of clinics in Taiwan, Thailand and the Philippines on a United States Air Force sponsored tour. During the spring of '74, Cip was a member of the coaching staff at the Aloha Classic in Hawaii. He also took the Huskers on a summer tour of Italy in 1974.



HUSKER COACH JOE CIPRIANO LOOKS AT '76-77

Guards: "We lost our starting guards, Jerry Fort and Steve Willis, from last year's team and finding replacements for them will be one of our top priorities. Right now, Brian Banks, who saw a lot of action as a frosh last year, should be in line for one of the guard positions. Opposite Banks, the other guard spot is pretty much up for grabs between JC transfer James Caldwell, letterman Eric Coard and recruit Paul McDonald. Also, to help bolster the guard ranks, Allen Holder, who started for us at forward last year, will probably be used as a swingman between the guard and forward positions. Allen's leadership would be a definite plus at the guard spot."

Forwards: "One of the forward spots will be handled by senior Bob Siegel, who has been starting for us since his sophomore year. Siegel's potential as a scorer and rebounder are unlimited and he should have his best campaign ever this year. Opposite Siegel, Holder will of course provide us with starting experience, but Stanley Jackson, our JC recruit from Seminole, Okla., may just be the one to watch. He is very mobile and a fine shooter. Others vying for the forward spot are lettermen Rickey Harris, Val Martin, Curt Hedberg and Terry Novak, along with recruit Mark McVicker. Both forward positions have a lot of potential and could be the strongest areas on our team."

Centers: "We also lost our starting center, Larry Cox, from last year's team, so finding a good postman is most important to us in 1976. And we do have several talented players who could fill Larry's shoes. Our JC recruit Herman Jackson is a very physical player and letterman Carl McPipe picked up some very valuable playing time as a freshman. Harris and Hedberg, who can also play forward, will be in that center competition too. Even though the post position does lack starting experience and great height, it doesn't lack physical ability and overall playing experience."

Overall: "Because of our tough nonconference schedule, we must very quickly find players who can fill the assignments at guard and center. The forward positions, because of all the starting and playing experience there, may have to be the driving force of our team during the early going. With the senior leadership from Siegel and Holder, along with the experience

of our lettermen and the hoped for play from our recruits, we should be a competitive team in 1976-77."

Big 8 Race: Kansas, Missouri and Oklahoma appear to be the strongest teams on paper. All three of these teams return 4 starters and had fine recruiting years. Kansas State returns guard Mike Evans and also landed some good high school talent. Oklahoma State and ourselves have some important people to replace before we know what we'll do and Colorado (Bill Blair) and Iowa State (Lynn Nance) will be under new coaches. And just like every year, the conference race will be as unpredictable as ever, but just as exciting as always."

CORNHUSKER BASKETBALL SCHOOL

More than 4,500 grade school, junior high, and high school athletes have attended the Cornhusker basketball school since it was started in June of 1964 by Nebraska basketball coach Joe Cipriano.

The athletes are housed on the Nebraska campus in sororities. The school lasts one month and includes four one-week sessions. Included in the day are three two-hour shifts, designed to give the athlete instructions in basic fundamentals, conditioning and actual playing experience.

Nebraska was the first school in the Big Eight to begin a clinic of this type and former Husker stand-outs Sam Martin, Bob Gratopp, Chuck Jura and Jerry Fort were all part of the Cornhusker basketball school.

The school is under the supervision of the Nebraska coaching staff, various high school coaches from around the state and senior graduates from the previous year Nebraska team.

The one week session is capped off with an All-Star game. The school is open to athletes from age 10 through the eleventh grade and as Cipriano states: "It's a great way for the athletes to learn the fundamentals of basketball and to compete against each other."

JOE CIPRIANO'S RECORD

Year	School	Won	Lost
1960-61	Idaho U.	10	16
1961-62	Idaho U.	13	13
1962-63	Idaho U.	20	6
IDAHO TOTALS		43	35
1963-64	Nebraska U.	7	18
1964-65	Nebraska U.	10	15
1965-66	Nebraska U.	20	5
1966-67	Nebraska U.	16	9
1967-68	Nebraska U.	15	10
1968-69	Nebraska U.	12	14
1969-70	Nebraska U.	16	9
1970-71	Nebraska U.	18	8
1971-72	Nebraska U.	14	12
1972-73	Nebraska U.	9	17
1973-74	Nebraska U.	14	12
1974-75	Nebraska U.	14	12
1975-76	Nebraska U.	19	8
NEBRASKA TOTALS		184	149
CAREER TOTALS		227	184

JOE CIPRIANO'S NEBRASKA RECORD AGAINST MAJOR CONFERENCES

BIG 8 TOTALS (Tournament)		
19	20	.487
(Regular Season)		
95	87	.522

Conference	Games	Won	Lost	Pct.	Pts.	Opp.
Big Eight (tournament)	39	19	20	.487	2,634	2,705
Big Eight (Regular Season)	182	95	87	.522	12,691	12,854
Big Eight (All Games)	221	114	107	.516	15,325	15,559
Missouri Valley	9	7	2	.778	656	634
Southwest	10	6	4	.600	731	701
Big Ten	14	7	7	.500	1,024	1,049
Pacific-8	18	10	8	.556	1,344	1,352
Western Athletic	14	7	7	.500	1,007	1,010
Southeastern	4	2	2	.500	267	290
Atlantic Coast	1	0	1	.000	62	79
Major Independents	14	7	7	.500	1,011	1,055

JOE CIPRIANO'S NEBRASKA RECORD
AGAINST ALL OPPONENTS (Listed Alphabetically)

	W	L	Pct.	Pts.	Opp.
Air Force	1	0	1.000	57	53
Arizona	1	1	.500	142	137
Arizona State	0	2	.000	138	166
Augustana	2	0	1.000	148	112
California	3	3	.500	414	455
California—Irvine	1	0	1.000	76	73
Colorado	14	17	.452	2,121	2,117
Colorado State	1	1	.500	120	122
Duquesne	1	1	.500	135	152
Fullerton State	1	0	1.000	111	74
Georgia State	2	0	1.000	141	129
Hawaii	0	2	.000	146	168
Houston	0	2	.000	142	188
Idaho	1	0	1.000	90	49
Illinois	0	1	.000	58	60
Indiana	0	1	.000	60	97
Iowa	1	2	.333	215	228
Iowa State	17	12	.586	2,135	2,116
Kansas	10	24	.294	2,185	2,406
Kansas State	13	18	.419	2,123	2,237
Kentucky	0	1	.000	60	85
La Salle	1	1	.500	151	159
Long Beach State	1	0	1.000	67	55
MacMurray	1	0	1.000	76	50
Marshall	0	1	.000	88	119
Miami (Fla.)	1	0	1.000	85	58
Michigan	1	1	.500	129	153
Michigan State	1	1	.500	143	133
Middle Tennessee	0	1	.000	65	76
Minnesota-Duluth	1	0	1.000	77	50
Missouri	14	15	.483	2,088	2,160
Nevada (Reno)	1	0	1.000	116	71
New Mexico St.	1	0	1.000	79	75

North Carolina	0	1	.000	62	79
North Texas State	2	0	1.000	133	102
Northeast Missouri	1	0	1.000	67	54
Northern Iowa	2	0	1.000	168	126
Northern Michigan	1	0	1.000	92	68
Northwestern	1	0	1.000	79	68
Oklahoma	22	11	.667	2,483	2,357
Oklahoma City	1	1	.500	155	150
Oklahoma State	24	10	.706	2,171	2,146
Oregon	2	0	1.000	164	133
Oregon State	1	1	.500	144	142
Pacific	2	0	1.000	175	137
Portland	1	0	1.000	71	69
Purdue	1	1	.500	171	166
St. Mary's	1	0	1.000	68	57
San Jose State	1	1	.500	146	143
South Carolina	1	0	1.000	69	68
South Dakota	4	0	1.000	316	243
South Dakota State	1	0	1.000	87	72
Southern California	0	2	.000	137	158
Southern Methodist	2	1	.667	228	223
Stanford	1	0	1.000	71	67
Texas	1	1	.500	148	141
Texas A&M	1	0	1.000	78	69
Texas Christian	2	0	1.000	141	122
Texas Tech	0	2	.000	136	146
Vanderbilt	2	1	.667	207	205
Washington	0	1	.000	63	75
Washington State	3	1	.750	341	322
Wichita State	4	2	.667	444	447
Wisconsin	2	0	1.000	169	143
Wyoming	5	3	.625	607	595
Totals	184	149	.553	21,909	21,742



MOE IBA
Assistant Coach

Moe Iba, son of retired Oklahoma State Coach Henry P. Iba, begins his seventh year as a Nebraska assistant coach. Before guiding the freshmen to a fine 19-5 record in his first two years at Nebraska, Moe was the head coach for four years at Memphis State University.

At Memphis State, Iba's first team had a 17-9 season and capped the season with an appearance in the National Invitational Tournament. MSU won its own Memphis State Classic and finished the season with the second best defense against scoring in the nation.

Iba went to Memphis State in August of 1966 after four highly successful seasons as an assistant to Don Haskins, at the University of Texas at El Paso. He compiled a 64-9 record with the frosh, while the varsity was winning 89, losing 20 and taking the NCAA championship in 1966.

Iba enjoyed a brilliant college basketball career, starting three years at Oklahoma State. He was considered the best long-range shooter in the Big Eight Conference, which he left via graduation in 1962.

An outstanding high school career at Stillwater High preceded Iba's entry into the college ranks. He was selected to play in the High School All America game at Hutchinson, Kansas after his graduation in 1957.



LONNIE PORTER
Assistant Coach

Lonnie Porter begins his fifth year as a Nebraska assistant coach. Before coming to Nebraska, Porter was a successful high school coach at Denver's Manual High School.

Porter, 30, guided Manual to a 21-2 record, the Colorado State AAA Championship, and the No. 1 ranking in the Southwest United States in 1972—his first year as a head coach. For this effort, he was named Denver Public League Coach of the Year and Colorado High School Athletic Association Basketball Coach of the Year.

After a brilliant playing career at Adams State College in Alamosa, Colo., Porter started his coaching career with the Adams State frosh in 1965-66. He left the coaching ranks for a year after that, but returned to work with the Manual sophomore and junior varsity teams for three years before becoming head coach.

At Adams State, Porter became the first player ever to be named to the All Rocky Mountain Conference team four times, won the conference scoring title three times and was All American in 1965.

A native of Indianapolis, Ind., he graduated from East Waterloo (Iowa), High School in 1961. He earned the B.A. Degree in physical education from Adams State in 1965 and the M.A. in administration from the same school a year later.



JENNINGS AUSTIN
Graduate Assistant Coach

Jennings Austin, who from 1971-75 had been a high school basketball coach in South Carolina, begins his second year as a graduate assistant coach for the University of Nebraska basketball team.

Austin, a 1970 graduate of East Tennessee State University, in 1974 & '75 had been head coach of Bonds-Wilson High School in North Charleston, S.C. In 1974, his Bonds-Wilson team was the South Carolina AAA State Champions and Austin was voted the state AAA Coach of the Year.

Last year, his high school squad was the state runnerup and finished with a record of 21-7. Overall, as a high school coach, Austin has a career mark of 83-16.



Nancy Williams

**NANCY WILLIAMS BEGINS SECOND YEAR
AS BASKETBALL SECRETARY**

Nancy Williams begins her second year as the Nebraska basketball secretary for Joe Cipriano and his staff. She started in June of 1975, succeeding Pauline Paben, who is currently working for the Denver Nuggets.

Her main correspondence duties include the Huskers' team travel, recruiting, and scouting reports, along with working with the Rebounders Club and the Nebraska Basketball School. She is also Cipriano's personal secretary.

Before coming to Lincoln, Nancy worked for a law firm in Topeka.



PAUL SCHNEIDER
Head Trainer

Veteran Husker trainer Paul Schneider will again be the trainer for the NU basketball squad. He will be assisted by student trainer Dennis 'Otis' Chambers.

Schneider is a member of an experienced medical team headed by Dr. Samuel I. Fuenning. Also on the team are physicians Dr. Paul Goetowski, Dr. Pat Clare, Dr. Chuck Newman, head physical therapist George Sullivan and therapist Dennis Sealey.

Schneider and his wife, Georgia, have three daughters, Connie, Pam and Cindy, and a son Jeff.

SELIG, CHAMBERS ASSIST BASKETBALL PROGRAM



Tom Selig

Helping make the Nebraska basketball program a success are Tom Selig, student manager, and Dennis 'Otis' Chambers, student trainer.

Selig, a junior, is in his second year as head manager, after spending a year as the assistant in his freshman year. A social sciences major, from Alexandria, Neb.

Selig is a graduate of



Dennis 'Otis' Chambers

Meridian High School. His parents are Kenneth and Kathleen Selig.

Chambers, also a junior, is in his third year assisting Paul Schneider and his first as the basketball trainer. A health and athletic training major from Green Bay, Wis., Chambers is a graduate of Bay Port High School. His parents are Patrick and Donna Chambers.




URSULA WALSH
Athletic Department Academic Counselor

Ursula Walsh enters her fifth year as academic counselor for the University of Nebraska Athletic Department. She assists the University athletes with their classes, registration and the assigning of tutors.

Miss Walsh also is an instructor at the school's Department of Educational Psychology. She has taught high school in Omaha, Minneapolis, Minn. and Mobil, Ala. She had elementary teaching experience in Wausau, Wis. and Chicago, Ill.

This year she received her Ph.D. at Nebraska. Miss Walsh received her M.Ed. from the University of Minnesota (1969), her M.A. from the College of St. Thomas in St. Paul, Minn. (1964) and her B.A. from Rosary College in River Forest, Ill. (1958).



MEET THE HUSKERS

1976-77 AT A GLANCE

COACHING STAFF

Head Coach Joe Cipriano—Beginning his 14th season at Nebraska. 13-year record at NU is 184-149 (.553). Career record after 16 years is 227-184 (.553)

Assistant Coach Moe Iba—Moe will be starting his seventh year at Nebraska. The son of famed Oklahoma State coach Henry P. Iba.

Assistant Coach Lonnie Porter—Beginning his fifth year on the Husker staff after leading Denver's Manual High School to a 21-2 record and the state title in his first year as a head coach in 1972.

Graduate Assistant Coach Jennings Austin—Beginning his second year as a Cornhusker coach. During the 1974 and '75 basketball seasons he was head coach at Bonds-Wilson High School (North Charleston, S.C.) where his teams were the AAA State Champions in 1974 and runnerup in '75.

RETURNING LETTERMEN—9

Name	Letters	Pos.	Ht.	Class	Hometown
Brian Banks	1	G	6-1	So.	Hammond, Ind.
Eric Coard	2	G	6-1	Jr.	Washington, D.C.
Rickey Harris	3	F-C	6-7	Sr.	Denver, Colo.
Curt Hedberg	1	C-F	6-8	So.	Lincoln, Neb.
Allen Holder	1	F-G	6-4	Sr.	Las Vegas, Nev.
Val Martin	1	F	6-7	So.	South Bend, Ind.
Carl McPipe	1	C	6-8	So.	Hammond, Ind.
Terry Novak	1	F	6-4	Jr.	Lincoln, Neb.
Bob Siegel	3	F	6-7	Sr.	Fairbury, Neb.

RECRUITS

Name	Pos.	Ht.	Wt.	Class	Hometown
James Caldwell	G	6-3	180	Jr.	Cottonport, La.
Herman Jackson	C	6-8	210	So.	Bronx, N.Y.
Stanley Jackson	F	6-7	200	Jr.	Las Vegas, Nev.
Mark McVicker	F	6-7	200	Fr.	Hastings, Neb.
Paul McDonald	G	6-4	195	Fr.	Chisholm, Minn.

LETTERMEN LOST

Name	Pos.	Ht.	Wt.	Scoring Avg.	Hometown
Larry Cox	C	6-6	200	13.3	Denver, Colo.
Jerry Fort	G	6-3	170	19.0	Chicago, Ill.
Steve Willis	G	5-10	165	7.8	Indianapolis, Ind.
Phil Chambers	G	6-6	170	0.0	Denver, Colo.

1976-77 UNIVERSITY OF NEBRASKA VARSITY BASKETBALL ROSTER

No.	Name	Pos.	Ht.	Wt.	Birthdate	Class	Hometown (High School)
22	*Banks, Brian	G	6-0	155	2-12-57	So.	Hammond, Ind. (Hammond)
12	Caldwell, James (T1)	G	6-3	180	3-21-51	Jr.	Cottonport, La. (Carver)
20	**Coard, Eric	G	6-1	170	7-14-56	Jr.	Washington, D.C. (DeMatha)
30	***Harris, Rickey	F-C	6-7	185	10-6-55	Sr.	Denver, Colo. (Manual)
50	*Hedberg, Curt	F-C	6-8	190	12-1-55	So.	Lincoln, Neb. (East)
44	*Holder, Allen	F-G	6-4	185	8-30-55	Sr.	Las Vegas, Nev. (Rancho)
40	Jackson, Herman (T2)	C	6-8	210	7-25-57	So.	Bronx, N.Y. (Theodore Roosevelt)
52	Jackson, Stanley (T3)	F	6-7	200	11-7-56	Jr.	Las Vegas, Nev. (Valley)
34	*Martin, Val	F	6-7	190	1-10-57	So.	South Bend, Ind. (Adams)
10	McDonald, Paul	G	6-4	195	10-26-57	Fr.	Chisholm, Minn. (Chisholm)
54	*McPipe, Carl	C	6-8	200	1-6-57	So.	Hammond, Ind. (Tech)
24	McVicker, Mark	F	6-7	200	11-28-57	Fr.	Hastings, Neb. (Hastings)
32	*Novak, Terry	F	6-4	200	10-12-55	Jr.	Lincoln, Neb. (Northeast)
42	***Siegel, Bob	F	6-7	215	3-30-55	Sr.	Fairbury, Neb. (Fairbury)

* Letters earned (T1)—Transfer from the College of the Desert, Palm Desert, Calif.

Head Coach: Joe Cipriano (T2)—Transfer from Oklahoma City, Okla. Southwestern Junior College

Assistant Coaches: Moe Iba, Lonnie Porter
Graduate Assistant: Jennings Austin (T3)—Transfer from Seminole, Okla. Junior College.



1976-77 UNIVERSITY OF NEBRASKA BASKETBALL TEAM



BOB SIEGEL

FORWARD

42

Senior . . . 21 . . . 6-7 . . . 215 . . . Fairbury, Neb. . . . 3L

Rugged Siegel has been a starter for the Huskers since his sophomore year and will again hold down a starting position at the forward spot for 1976-77 . . . Last year, he started all 27-games and ended up the team's third leading scorer (10.4) and second top rebounder (5.9) . . . In Big 8 games during '76, Siegel was again the squad's third best scorer (11.0) and top rebounder (6.0) . . . Bob's single game bests last year were 21-points against Missouri at Columbia and 13-rebounds against South Dakota in Lincoln . . . As a sophomore, Siegel averaged 10.3-points and 8.7 rebounds a game . . . In the Big 8 as a sophomore, Bob was the conference's fourth best rebounder with a 10.5 average, tops among league forwards . . . All American and All State at Fairbury High School under Coach Charles Moore . . . Played in Dapper Dan Classic and in the Albert Schweitzer Youth Basketball Tournament in Mannheim, Germany during Spring of 1973 . . . Major: Business . . . Born: March 30, 1955 . . . Mother: Mrs. L. Hendrickson.

CAREER TOTALS

	G-S	FG-FGA	Pct.	FT-FTA	Pct.	Reb.	Avg.	A	PF-D	TP	Avg.	High Game
1973-74	19-1	35-89	.393	12-18	.667	66	3.5	17	26-0	82	4.3	26, Ia. St., h
1974-75	26-23	117-278	.421	42-56	.750	227	8.7	49	68-1	268	10.3	25, Kan., h
1975-76	27-27	121-266	.455	40-56	.714	150	5.9	52	71-0	282	10.4	21, Mo., a
Totals	72-51	273-633	.431	94-130	.723	451	6.3	118	183-1	632	8.8	26, Ia. St., h



ALLEN HOLDER

FORWARD-GUARD

44

Senior . . . 21 . . . 6-4 . . . 185 . . . Las Vegas, Nev. . . . 1L

Holder started 22 games for the Huskers last year at the forward position after transferring to Nebraska in 1975 from Seminole, Okla. Junior College . . . Because of his size and durability, Allen will be used as a swingman this year between guard and forward . . . But don't let his 6-4 frame fool you, an ardent weight lifter, he can squat 415 pounds and has the highest vertical jump of anyone on the team . . . Last year, Holder averaged 5.7-points, fifth best on the team, and 5.0-rebounds, third best on the squad . . . In Big 8 play, he scored 5.2-points and averaged 5.6-rebounds a contest . . . Holder's highs in 1975-'76 were 12-points twice and 14-rebounds against Iowa State in Lincoln . . . At Seminole, Holder averaged 15-points a game and had a 10.3 rebounding mark, tops on the team . . . He was listed in the Who's Who of Junior College Basketball . . . JC coach: Gene Hawk . . . As a prepster at Rancho High School (Las Vegas, Nev.), under coach Lloyd Booth, Holder gained All State and All Conference honors . . . He was also named the 1973 Co-High School Player of the Year in Nevada . . . Major: Business Administration . . . Born: Aug. 30, 1955. . . . Parents: Charles and Catherine Holder.

CAREER TOTALS

	G-S	FG-FGA	Pct.	FT-FTA	Pct.	Reb.	Avg.	A	PF-D	TP	Avg.	High Game
1975-76	27-22	65-148	.439	24-37	.649	135	5.0	48	81-3	154	5.7	12, twice



RICKEY HARRIS

FORWARD-CENTER

30

Senior . . . 21 . . . 6-7 . . . 185 . . . Denver, Colo. . . . 3L

Rickey has been the Huskers sixth man for the last two years and will again provide excellent depth at the forward and center positions . . . However, with his great leaping ability, Harris should press for a starting role at either spot . . . Overall, he averaged 3.7-points and 4.4-rebounds a game in 1975-76 . . . Last year in Big 8 play, Harris scored 3.2-points and averaged 4.1-rebounds . . . His bests last year in '75-'76 were 10-points against Vanderbilt in Nashville, Tenn. and 11-rebounds versus Washington in Lincoln . . . As a sophomore, Rickey averaged 4.3-points and 5.0-rebounds and in his first year, he averaged 5.2-points and 4.5-rebounds . . . A real crowd pleaser with his shot blocking ability . . . Played for Husker assistant coach Lonnie Potter as a junior in high school . . . That year, Harris earned All City honors and Denver's Manual High School won the Colorado State AAA title . . . Nickname: Stein . . . Major: Criminal Justice . . . Born: Oct. 6, 1955 . . . Father: Mr. Norman Harris.

CAREER TOTALS

	G-S	FG-FGA	Pct.	FT-FTA	Pct.	Reb.	Avg.	A	PF-D	TP	Avg.	High Game
1973-74	26-3	56-131	.427	22-46	.478	116	4.5	6	47-2	134	5.2	22, N.E. M., h
1974-75	26-5	49-114	.430	14-29	.483	129	5.0	21	69-6	112	4.3	11, K.St., h
1975-76	27-4	36-81	.444	28-40	.700	118	4.4	31	59-4	100	3.7	10, Van., a
Totals	79-12	141-326	.433	64-115	.557	363	4.6	58	175-12	346	4.4	22, N.E. M., h



ERIC COARD

GUARD


20

Junior . . . 20 . . . 6-1 . . . 170 . . . Washington, D.C. . . . 2L

An able and steady player, Coard is a good ball handler and shooter, who could compete for a starting guard spot this year . . . Eric lettered as a sophomore, but saw limited action, playing in only seven games, although he did add much depth to the guard corps . . . His best year at Nebraska was as a freshman, filling in for the injured Steve Willis at the end of 1975 . . . He started the last four games of that year, averaging 3.9-points a game . . . Coard played in a total of 23 games as a Frosh . . . He comes to Nebraska from one of the most highly respected high school basketball institutions in the nation, DeMatha, in Washington, D.C. . . . Under Coach Morgan Wootten, Coard earned All Metro and All Catholic league honors . . . Business major . . . Born: July 14, 1956 . . . Father: Elmer Coard.

CAREER TOTALS

	G-S	FG-FGA	Pct.	FT-FTA	Pct.	Reb.	Avg.	A	PF-D	TP	Avg.	High Game
1974-75	23-4	28-71	.394	6-17	.353	18	0.8	24	2-0	62	2.7	14, Mo., h
1975-76	7-0	0-2	.000	0-0	.000	1	0.1	0	3-0	0	0.0	
Totals	30-4	28-73	.385	6-17	.353	19	0.6	24	5-0	62	2.1	14, Mo., h



TERRY NOVAK

FORWARD

32

Junior . . . 21 . . . 6-4 . . . 200 . . . Lincoln, Nebraska . . . 1L

Even though Novak is 'small' for a college forward, he is very rugged underneath the basket and provides excellent depth for the Huskers at that position . . . Saw little action in 1975-'76, playing in only three games . . . As a freshman, Terry played in 11 varsity games but gained most of his playing time with the Junior Varsity . . . Third in a line of Novak's to participate in NU Sports . . . Father Tom was an All American football center in 1950 and brother Tom was a basketball guard from 1971-74 . . . Played center for Lincoln Northeast High School and led his team to the State Class A title in 1973 . . . Under Coach Ed Johnson, Novak earned All State honors twice and All City honors three times . . . Major: Business Education in Teacher's College . . . Born: Dec. 10, 1955 . . . Parents: Mr. and Mrs. Tom Novak.

CAREER TOTALS

	G-S	FG-FGA	Pct.	FT-FTA	Pct.	Reb.	Avg.	A	PF-D	TP	Avg.	High Game
1974-75	11-0	1-3	.333	2-3	.666	5	0.4	3	3-0	4	0.4	2, twice
1975-76	3-0	1-1	1.000	0-2	.000	1	0.3	1	3-0	2	0.7	2, Colo., h
Totals	14-0	2-4	.500	2-5	.400	6	0.4	4	6-0	6	0.4	2, three




STANLEY JACKSON

FORWARD

52

Junior . . . 20 . . . 6-7 . . . 200 . . . Las Vegas, Nev.

Stanley 'Skeeter' Jackson comes to Nebraska after an outstanding junior college career at Seminole (Okla.) under coach Gene Hawk . . . As a sophomore for the Trojans, Jackson averaged 19.1-points and 14 rebounds a game and as a frosh, Skeeter averaged 14-points and 10-rebounds a game . . . Last year, he helped lead Seminole to a 19-14 record, while gaining All Regional and All Conference honors . . . Because of his scoring and agility talents, Jackson should challenge for a starting forward position this year . . . Comes from the same JC that the Huskers' Allen Holder attended . . . As a prepster at Valley High School in Las Vegas under coach Jack Mannion, Skeeter earned All State and All Conference honors twice and as a senior was named the Most Valuable player in the Nevada High School All Star Game . . . In his last year at Valley, Jackson averaged 20-points and 17-rebounds a game . . . Jackson and Holder are also from the same home town . . . Comes from a big family, five brothers and three sisters . . . Born: Nov. 7, 1956 . . . Recreational major . . . Mother: Eissie D. Jackson.




JAMES CALDWELL

GUARD

12

Junior . . . 25 . . . 6-3 . . . 180 . . . Cottonport, La.

Nebraska's second junior college transfer, Caldwell should challenge for a starting role at guard . . . He comes to the Huskers after a prolific scoring career at the College of the Desert in Palm Desert, Calif. . . . Under coach Frank Garcia, James averaged 36.1-points a game last year, tops in the nation among JC's . . . While leading his team to a 20-11 record in 1975-76, Caldwell gained All Conference honors and was named the Athlete of the Year at Desert . . . All Conference as a frosh too . . . James had a fine collegiate shooting percentage of 53.0 . . . Fine prep athlete at Carver High School in Bunkie, La., lettered three times in football as a split end as well as being a basketball letterman . . . Prep coach: K. D. Fuller . . . James served two years in the U.S. Marine Corps before attending Desert . . . Also comes from a large family, seven sisters and one brother . . . Born: March 21, 1951 . . . Physical education major . . . Parents: Mr. and Mrs. Arthur and Essie Caldwell . . . James and his wife Catherine are the parents of a child, Julian.



BRIAN BANKS

GUARD

22

Sophomore . . . 19 . . . 6-0 . . . 155 . . . Hammond, Ind. . . . 1L

The quickest man on the Nebraska team, Banks should land a starting role at one of the guard spots for the Huskers this year . . . Last year as a freshman letterman, Brian was an excellent reliever for starters Jerry Fort and Steve Willis . . . Overall, Banks scored 4.5-points a game and in the Big 8 he averaged 3.5-points a contest . . . Played in all 27 games in 1975-76 and started the Kansas game in Lincoln . . . His bests were nine-points, four times and six rebounds against Oklahoma State in Lincoln . . . While at Hammond High School under coach Dick Barr, Banks earned All State and All Sectional honors . . . As a prepster, Brian averaged 20-points a game . . . Three-year high school letterman . . . Played in Indiana East-West prep All Star Game . . . Nickname: B.B. . . . Major: Business . . . Born: Feb. 12, 1957 . . . Parents: Randall and Barbara Banks.

CAREER TOTALS

	G-S	FG-FGA	Pct.	FT-FTA	Pct.	Reb.	Avg.	A	PF-D	TP	Avg.	High Game
1975-76	27-1	42-93	.452	38-49	.776	33	1.2	38	57-1	122	4.5	9, four



CARL McPIPE

CENTER

54

Sophomore . . . 19 . . . 6-8 . . 200 . . . Hammond, Ind. . . . 1L

The Huskers rugged sophomore center, McPipe will be in the thick of the battle for Nebraska's starting post position . . . As a freshman letterman, Carl overall averaged 3.3-points a game and 2.9-rebounds a game . . . In the Big 8, McPipe averaged 1.3-points and 2.1-rebounds a contest . . . Played in 20 games for the Huskers last year and started the Northwestern game in Lincoln . . . His '75-'76 highs were 16-points against Northwestern and 13-rebounds against Pacific in the Roadrunner Invitational . . . As a senior at Hammond Technical High School under coach Horace Howard, Carl averaged 22-points and 15-rebounds a game . . . As a prepster, he also earned All Sectional and Honorable Mention All State honors . . . From the same town as Husker teammate Brian Banks . . . Nickname: Pipe . . . Major: Elementary Education . . . Born: Jan. 6, 1957 . . . Father: Mack McPipe.

CAREER TOTALS

	G-S	FG-FGA	Pct.	FT-FTA	Pct.	Reb.	Avg.	A	PF-D	TP	Avg.	High Game
1975-76	20-1	25-67	.373	16-22	.727	58	2.9	5	41-1	66	3.3	16, Nwst., h



VAL MARTIN

FORWARD

34

Sophomore . . . 19 . . . 6-7 . . . 190 . . . South Bend, Ind. . . . 1L

Lettered as a freshman, Martin added height and depth to the Huskers forward corps last year . . . Overall, in 1975-76, Val averaged 1.6-points a game, while in the Big 8 he scored 2.0-points a contest . . . Appeared in five games last year . . . His bests were two-points, four times and two rebounds against Oklahoma in the Big 8 Tournament . . . As a prepster in 1974-75, Martin was one of the most sought after players in Indiana . . . Earned All American and All State honors at Johns Adams High School under coach Dave Hadaway in South Bend . . . As a senior, Martin averaged 20-points and nine-rebounds a game . . . Played in the 1975 Indiana-Kentucky High School All Star Basketball Game . . . Also member of the Indiana High School All Star team that toured Russia and Europe during the summer of 1975 . . . Major: Prelaw . . . Born: Jan. 10, 1957 . . . Parents: Mr. and Mrs. Samuel A. Martin.

CAREER TOTAL

	G-S	FG-FGA	Pct.	FT-FTA	Pct.	Reb.	Avg.	A	PF-D	TP	Avg.	High Game
1975-76	5-0	3-7	.429	2-3	.667	2	0.4	0	3-0	8	1.6	2, 4 times



CURT HEDBERG

CENTER-FORWARD

50

Sophomore . . . 21 . . . 6-8 . . . 190 . . . Lincoln, Neb. . . . 1L

Hedberg was a redshirt last year and used 1975-76 as a chance to gain experience and learn the Husker system . . . Curt can be used as a swing man between the forward and post positions . . . Played in 17-games for the Huskers in 1974-75, scoring a season high of six-points against Kansas State in the Big 8 Tournament . . . In 1974, during his senior year at Lincoln East under Coach Paul Forch, he led the Spartans to the Class A State finals . . . During that year, Hedberg gained All State, All Tournament and All City honors . . . Teammate Terry Novak was his archrival for three years at Lincoln Northeast . . . Architecture major . . . Born: Dec. 1, 1955 . . . Parents: Mr. and Mrs. Melvin Hedberg.

CAREER TOTALS

	G-S	FG-FGA	Pct.	FT-FTA	Pct.	Reb.	Avg.	A	PF-D	TP	Avg.	High Game
1974-75	17-0	9-18	.500	5-9	.555	19	1.1	6	11-0	23	1.4	6, K.S., B8



HERMAN JACKSON

CENTER

40

Sophomore . . . 19 . . . 6-8 . . . 210 . . . Bronx, N.Y.

Nebraska's third junior college recruit, Herman 'Bo' Jackson could fill the Husker void at the center position . . . Big and strong, Jackson possesses good rebounding prowess . . . Transferred to Nebraska after one year at Oklahoma City, Okla. Southwestern Junior College . . . Under coach Terry Boone at Southwestern, Bo averaged 23-points and 14-rebounds a game while leading the Eagles to a fine 32-4 record . . . As a prepster at Theodore Roosevelt High School in the Bronx, Jackson earned All American and All New York City honors under coach Bill Kor . . . In his last year at Roosevelt, Bo averaged 26-points and 20-rebounds a game . . . Major: Undecided . . . Born: July 25, 1957 . . . Parents: Mr. & Mrs. Charles Jackson . . . No relation to teammate Stanley Jackson.



PAUL McDONALD

GUARD

10

Freshman . . . 19 . . . 6-4 . . . 195 . . . Chisholm, Minn.

McDonald will compete for a starting guard position with the Huskers this year, following a sensational prep career at Chisholm High School under his coach and father Robert McDonald . . . As a senior, Paul averaged 27.1-points a game, but suffered a knee injury and missed 10 games . . . However, no ill effects from the injury have lingered and he is totally recovered . . . While in high school, Chisholm won the state championship in 1973 and '75, while finishing third in 1974 . . . During his prep career, McDonald earned All American honors, along with being named All Tri-State (Minn., Wis., Mich.), All State and All Conference for three years . . . Outstanding overall prep athlete, garnering football All Conference honors as a quarterback and a State track champion in the discus (168-8) . . . Paul's a scholar too, being in the National Honor Society with a 3.8 grade average . . . Arts and Science major in Math . . . Born: Oct. 26, 1957 . . . Parents: Robert and Darlene McDonald.




MARK McVICKER

FORWARD

24

Freshman . . . 19 . . . 6-7 . . . 205 . . . Hastings, Neb.

Big and rugged, McVicker is a fine addition to Nebraska's group of forwards . . . Last year at Hastings High School under coach Larry Ribble, Mark led the Tigers to the first round of the Nebraska State Class A finals . . . As a senior, he averaged 21-points and 12-rebounds a game . . . He also earned All State and All Conference (twice) honors at Hastings . . . A good shooter, Mark hit 57 percent of his field goal attempts . . . This summer, he played in the Nebraska Coaches Association North-South All Star Game . . . Also lettered three times in track . . . Major: Business Administration . . . Born: Nov. 28, 1957 . . . Parents: Mr. and Mrs. J. Rod McVicker.



NON-CONFERENCE OPPONENTS



LUTE OLSON
Head Coach

IOWA

HOME: NOV. 27, 1976

School Location: Iowa City, Ia.
Game Time: 7:35 p.m. (CST)
Home Court (Capacity): Iowa Field House (13,700)

Nickname: Hawkeyes
Colors: Old Gold & Black
Enrollment: 22,512

Conference: Big Ten
President: Willard L. Boyd
Athletic Director: Chalmers "Bump" Elliott

Coach: Lute Olson: After two years as head coach at Iowa, Olson's record is 29-26. Overall, his three-year coaching mark is 53-28.

Best Time for Media to Reach Coach: Between 9 a.m. and 11 a.m. daily.

Assistant Coaches: Floyd Theard and Tony McAndrews

Basketball Office Phone: 319-353-4912
Sports Information Director: George Wine (Office phone: 319-353-3038; Home phone: 319-337-3933)



BRUCE KING
Center

1975-76 Record: Overall 19-10; Big Ten 9-9 (fifth)

Returning Lettermen (9): BRUCE KING (Sr., C, 6-8, 18.6); CAL WULFSBERG (Sr., G, 6-3, 5.2); Archie Mays (Sr., G-F, 6-4, 4.4); Dick Peth (So., G, 6-3, 3.8); Clay Hargrave (So., F, 6-4, 1.2); William Mayfield (So., F, 6-6, 1.2); John Hairston (Sr., G, 6-2, 0.8); Terry Drake (Jr., F, 6-6, 0.0); Leon Thomas (Sr., G-F, 6-5, 0.0). Starters are capitalized.

Lettermen Lost (6): SCOTT THOMPSON (G, 19.5); DAN FROST (G, 17.1); MIKE GATENS (C, 4.9); Larry Parker (F, 7.3); Fred Haberecht (C, 6.1); Jim Magnusson, (G-F, 0.6) Starters are capitalized.

Newcomers to Watch: Jim Hallstrom (Fr., F, 6-5); Scott Kelley (Fr., F, 6-8); Ronnie Lester (Fr., G, 6-1); Tom Norman (So., G, 6-1); Larry Olsthoorn (Fr., C, 6-10).

1976-77 Outlook:

Iowa's basketball record jumped from 10-16 to 19-10 in two years under Coach Lute Olson, but it doesn't seem likely the Hawkeyes can continue that remarkable improvement rate this season.

Five key players have graduated including guard Scott Thompson, the leading scorer, forward Dan Frost, the No. 2 rebounder and No. 3 scorer.

The key returnees are Bruce (Sky) King, who will probably move from forward to center, and guard Cal Wulfsberg.

Series History: Iowa defeated Nebraska 72-65 last year in Iowa City. The Hawkeyes also lead the overall series 11-7.

1976-77 SCHEDULE

Date	Opponent
Nov. 23	Iran Nationals
Nov. 27	at Nebraska
Nov. 29	Kent State
Dec. 4	at Drake
Dec. 6	Bradley
Dec. 10	California
Dec. 18	Iowa State
Dec. 21	Drake
Dec. 29-30	at Lobo Classic
Jan. 8	at Minnesota
Jan. 13	at Purdue
Jan. 15	at Illinois
Jan. 17	Michigan
Jan. 22	Northwestern

Date	Opponent
Jan. 27	Ohio State
Jan. 29	at Indiana
Feb. 5	Wisconsin
Feb. 7	Michigan State
Feb. 12	Minnesota
Feb. 14	at Ohio State
Feb. 17	at Michigan
Feb. 19	at Michigan State
Feb. 24	Illinois
Feb. 26	Purdue
Feb. 28	Indiana
Mar. 3	at Northwestern
Mar. 5	at Wisconsin



MARV HARSHMAN
Head Coach

WASHINGTON

AWAY: NOV. 29, 1976

School Location: Seattle, Wash.
Game Time: 8 p.m. (PST)
Home Court (Capacity): Hec Edmundson Pavilion, 9,400
Nickname: Huskies
Colors: Purple & Gold
Enrollment: 33,000
Conference: Pacific-8
President: Dr. John Hogness
Athletic Director: Mike Lude
Coach Marv Harshman: In his five-years at Washington, Harshman is 93-43. Overall, his 31-year mark is 486-345.
Best Time for Media to Reach Coach: 9:30 a.m.-12:00 noon.
Assistant Coaches: Denny Huston and Bob Johnson
Basketball Office Phone: 206-543-2240
Sports Information Director: Mike Wilson (Office: 206/543-6441)



JAMES EDWARDS
Center

1975-76 Record: Overall 22-6; Pacific-8 9-5 (Fourth)

Returning Lettermen (5): JAMES EDWARDS (C, 7-0, Sr., 17.6); KIM STEWARD (F, 6-7, Jr., 9.1); CHESTER DORSEY (G, 6-1, Sr., 5.8); Mike Neill (G, 6-3, So., 5.9); Mark Scott (G, 6-4, Jr., 1.8). Starters are capitalized.

Lettermen Lost (5): CLARENCE RAMSEY (G, 15.8); LARS HANSEN (C-F, 14.2); Ken Lombard (F, 5.5); Chris Parker (G, 1.0); Larry Jackson (F, 3.6); Al Smith (F, 2.0); Greg Jack (G-F, 2.4). Starters are capitalized.

Newcomers to Watch: James Woods (F, 6-8, Fr.)

1976-77 Outlook:

Another basketball recruiting season has come to an end for University of Washington coach Marv Harshman and he hardly could be happier, as five top high school prospects and one junior college transfer signed letters of intent to play for the Huskies.

"This was the best group of players I've recruited since I've been here," said Harshman, who this fall will begin his sixth year at the Husky helm.

With six seniors from his 22-win, six-loss, 1975-76 squad gone, along with Greg Jack, reserve forward who will pass up last year to enter medical school, Harshman had definite holes to fill. His immediate needs were to find a replacement for Lars Hansen, 6-10 forward and Clarence Ramsey, 6-4 guard.

Series History: In 1975-76, Washington beat Nebraska 75-63 in Lincoln. The Huskies also lead the overall series 0-6.

1976-77 SCHEDULE

Date	Opponent
Nov. 27	at Seattle University
Nov. 29	Nebraska
Dec. 3	at Wake Forest
Dec. 4	at Duke
Dec. 10	Idaho
Dec. 11	Northern Arizona
Dec. 16	at Portland (OSU, UW, Portland, PSU)
Dec. 18	Utah State
Dec. 21	Colorado
Dec. 23	Seattle Pac. College
Dec. 28-29	San Diego State Tournament
Jan. 6	California
Jan. 8	Stanford

Date	Opponent
Jan. 14	at Oregon*
Jan. 15	at Oregon State
Jan. 22	Seattle University
Jan. 29	at Washington State
Feb. 4	at UCLA
Feb. 5	at USC
Feb. 10	USC
Feb. 12	UCLA
Feb. 18	at Stanford*
Feb. 19	at California
Feb. 24	Oregon State
Feb. 26	Oregon
Mar. 3	Washington State

HAWAII-HILO

AWAY: DEC. 1, 1976



JIMMY YAGI
Head Coach



GILBERT HICKS
Forward

School Location: Hilo, Hawaii
Game Time: 7:30 p.m. (HST)
Home Court (Capacity): 2,500
Nickname: Vulcans
Colors: Red, White and Blue
Enrollment: 4,000
Conference: Independent
Chancellor: Dr. Edwin Mookini
Athletic Director: Ramon Goya
Coach Jimmy Yagi: Overall and in his three years at Hilo, Yagi is 46-33.
Best Time For Media to Reach Coach: 11 a.m. Hawaiian Standard Time.
Assistant Coach: Dwight Sumida
Basketball Office Phone: 808-959-9144 or 808-959-8154
Sports Information Director: Mel Ozeki
(Office: 808/961-9359, Home: 808/964-5050)

1975-76 Record: Overall 17-11

Returning Lettermen (5): GILBERT HICKS (F, 6-5, Sr., 20.0); TERRY HUFFMAN (C, 6-7, Sr., 8.4); Dan Singleton (F, 6-7, Sr., 7.6); Steve Coccimiglio (G, 6-1, So., 4.9); Rama Camarillo (G, 6-1, So., 3.9). Starters are capitalized.

Lettermen Lost (3): MARK RADFORD (G, 16.1); ALAN TANABE (G, 14.2); MARK EVERSOLE (F, 13.0).

Newcomers to Watch: Jay Bartholomew (F, 6-4, Jr.); Dave Johnson (G, 6-0, So.); Mark Lovelace (G, 6-4, Jr.); Tom Zeimantz (F, 6-6, Jr.).

1976-77 Outlook:

Vulcan coach Jimmy Yagi is looking forward to a better team than the 1975-76 squad that compiled a 17-11 mark. He will have five veterans, including 6-5 forward Gilbert Hicks (20 points and 10 rebounds per game) for his senior year. Yagi expects a stronger front line with more depth to boost the team's overall play by increasing the rebounding from last year's 40-per game output. He also anticipates strong scoring, similar to last year's 93-point per game mark. Top newcomers are expected to be 6-4 forward Jay Bartholomew, who can slam dunk, and 6-0 guard Dave Johnson.

Series History: This will be the first Nebraska-Hawaii (Hilo) confrontation.

1976-77 SCHEDULE

Date	Opponent	Date	Opponent
Nov. 18	Alumni	Jan. 9	University of Alaska-Fairbanks
Nov. 23	BYU-Hawaii	Jan. 23	Plymouth State College
Nov. 24	BYU-Hawaii	Jan. 24	Plymouth State College
Dec. 1	University of Nebraska	Jan. 27	Cal-St. Univ.-Dominguez Hills
Dec. 7	University of New Mexico	Feb. 3	at BYU-Hawaii
Dec. 15	Marymount College	Feb. 4	at Chaminade College
Dec. 20	Macalester College	Feb. 5	at Chaminade College
Dec. 21	Macalester College	Feb. 14	University of Alaska-Anchorage
Dec. 23	Pacific University	Feb. 16	University of Alaska-Anchorage
Dec. 26	Pacific University	Feb. 22	Chaminade College
Jan. 4	University of N. Car.-Charlotte	Feb. 23	Chaminade College
Jan. 5	University of N. Car.-Charlotte		
Jan. 8	University of Alaska-Fairbanks		



LARRY LITTLE
Head Coach

HAWAII

AWAY: DEC. 2-3, 1976



WAYNE CROWE
Guard

School Location: Honolulu, Hawaii
Game Time: 8:00 p.m. (HST)
Home Court (Capacity): Blaisdell (7495)
Nickname: Rainbow Warriors
Colors: Green and White
Enrollment: 21,000
Conference: Independent
Chancellor: Douglas Yamamura
Athletic Director: Ray Nagel
Coach Larry Little: Little enters his first year at Hawaii. Overall, his 5 year mark is 100-33 at Centenary.
Best Time For Media to Reach Coach: 9:30 a.m. to noon, weekdays.
Assistant Coaches: Leon Shaw and Mike Frink
Basketball Office Phone: 808/948-6501
Sports Information Director: Ed Inouye
Office: 808/948-7523

1975-76 Record: Overall 11-16.

Returning Lettermen (6): Wayne Crowe (G, 6-2, Jr., 3.7); Gary Gray (G, 6-0, Sr., 3.1); George Ritter (C, 6-10, Sr., 0.8); Packy Ryan (G, 6-3, Sr., 1.5); Ed Torres (F, 6-8, So., 2.7); Steve Borup (F, 6-6, Sr., 0.4).

Lettermen Lost (7): REGGIE CARTER (G, 16.6); TOMMY BARKER (C, 14.3); HENRY HOLLINGSWORTH (G, 14.0); MEL WERTS (F-C, 12.9); GEORGE LETT (F, 10.0); Bob Manker (F, 4.6); Dave Knight (F, 1.8). Starters are capitalized.

Newcomers To Watch: Brian Austin (F-C, 6-9, So.); Antoine Goodlow (F, 6-8, Fr.); John Moore (F-G, 6-6, Jr.); Gary Newsome (G, 6-0, Fr.); Cliff Sanchez (G, 5-11, Fr.); Gavin Smith (F, 6-6, Jr.).

1976-77 Outlook:

Larry Little, who guided Centenary to a 100-33 record the past five years, has the unenviable task of trying to turn Hawaii's basketball fortunes completely around without the benefit of any returning starters.

The Rainbow Warriors, after going through 23-5, 24-3, 16-10, 19-9, and 16-11 seasons since 1970, tumbled to a 11-16 record last season. Counted on to lead the team this year will be 6-2 junior guard Wayne Crowe, who stepped into the starting role late in the season and won the team's Most Inspirational Player Award. Returning lettermen who will also be counted on for the team's success include 6-8 sophomore forward Ed Torres, 6-3 senior guard Packy Ryan, 6-0 senior guard Gary Gray, 6-10 senior center George Ritter, and 6-6 senior Steve Borup.

Series History: Hawaii leads the Husker-Rainbow series 2-0. Both teams last met in 1967-68, when Hawaii defeated the Huskers 82-74 and 86-72 in Honolulu.

1976-77 SCHEDULE

Date	Opponent	Date	Opponent
Nov. 26 & 28	Oregon State	Jan. 15	at Providence
Dec. 2-3	Nebraska	Jan. 19	at Stanford
Dec. 10-11	New Mexico	Jan. 28-29	San Diego
Dec. 17-18	Lamar	Feb. 1	at San Jose State
Dec. 27-30	13th Annual Rainbow Classic (Hawaii, William & Mary, Houston, Illinois, Arizona State, Temple, St. Johns, San Francisco)	Feb. 5	at San Diego
Jan. 3	Alaska	Feb. 11-12	Houston Baptist
Jan. 13	at Fairfield	Feb. 18-19	Centenary
		Feb. 24	at Long Beach State
		Mar. 1	at Nevada-Las Vegas
		Mar. 4-5	Southwestern Louisiana



JIM DUTCHER
Head Coach

MINNESOTA

HOME: DEC. 8, 1976

School Location: Minneapolis, Minn.
Game Time: 7:35 p.m. (CST)
Home Court (Capacity): Williams Arena
18,000

Nickname: Golden Gophers

Colors: Maroon and Gold

Enrollment: 47,000

Conference: Big Ten

President: Dr. C. Peter Magrath

Athletic Director: Paul Giel

Coach Jim Dutcher: After his first year at Minnesota, Dutcher is 16-10. Overall, his seven year mark is 152-60.

Best Time for Media to Reach Coach: 11 a.m.

Assistant Coaches: Jim Williams, Terry Kunze, and Jessie Evans.

Basketball Office Phone: 612/373-4230.

Sports Information Director: Bob Peterson (Office: 612-373-5236; Home: 612-757-1538).



MICHAEL THOMPSON
Center

1975-76 Record: Overall, 16-10; Big Ten 8-10 (Sixth)

Returning Lettermen (6): MICHAEL THOMPSON (C, 6-10, Jr., 26.9); RAY WILLIAMS (G, 6-2, Sr., 19.9); OSBORNE LOCKHART (G, 6-1, Sr., 9.4); PHIL "FLIP" SAUNDERS (G, 5-11, Sr., 9.4); DAVE WINEY (F, 6-10, Jr., 6.2); Gus Johnson (F, 6-3, Sr., 4.1). Starters are capitalized.

Lettermen Lost (1): Steve Carlson (G, 0.3).

Newcomers To Watch: Tommy Lewis (F, 6-6, Fr.); Steve Lingenfelter (F, 6-7½, Fr.); Kevin McHale (C, 6-11, Fr.); Ricky Wallace (G, 6-2, Fr.).

1976-77 Outlook:

With all five starters returning plus an extremely successful recruiting campaign, Minnesota could be a much stronger team this winter. This belief is based on two primary factors: (1) that all returning players are already familiar with coach Jim Dutcher's style thus cutting back on teaching time, and (2) this year UM will have something that was all but completely missing last year . . . a bench. In junior center Mike Thompson and senior guard Ray Williams, both All-Big Ten selections last year, Dutcher has a pair that can match up with any other pair in the nation. Based on the entire starting five returning, good recruits and Thompson and Williams, Minnesota just could be something else in '76-'77.

Series History: Minnesota leads the series 38-8. The Huskers and Gophers last played during the 1959-60 season, with Nebraska beating Minnesota 76-66 in Lincoln.

1976-77 SCHEDULE

Date	Opponent
Nov. 16	Athletes in Action
Nov. 27	North Dakota State
Dec. 4	at Detroit
Dec. 6	Northern Michigan
Dec. 8	at Nebraska
Dec. 21	at Marquette
Dec. 23	Kansas State
Dec. 30-31	Pillsbury Classic
Jan. 8	Iowa
Jan. 13	at Illinois
Jan. 15	at Purdue
Jan. 22	Wisconsin
Jan. 24	Michigan State

Date	Opponent
Jan. 27	at Indiana
Jan. 29	at Ohio State
Feb. 5	Northwestern
Feb. 7	Michigan
Feb. 10	Ohio State
Feb. 12	at Iowa
Feb. 15	Indiana
Feb. 17	at Michigan State
Feb. 19	at Michigan
Feb. 24	Purdue
Feb. 26	Illinois
Mar. 3	at Wisconsin
Mar. 5	at Northwestern



LOU HENSON
Head Coach

ILLINOIS

AWAY: DEC. 11, 1976

School Location: Champaign, Ill.
Game Time: 3:05 p.m. (CST)
Home Court (Capacity): Assembly Hall
16,128

Nickname: Fighting Illini

Colors: Orange and Blue

Enrollment: 35,117

Conference: Big Ten

Chancellor: Jack Peltason

Athletic Director: Cecil Coleman

Coach Lou Henson: Henson enters his second year at Illinois. Last year his record was 14-13. Overall, his 14-year mark is 254-120.

Best Time for Media to Reach Coach:
Morning

Assistant Coaches: Tony Yates and Les Wothke.

Basketball Office Phone: 217/333-3402.

Sports Information Director: Tab Bennett
(Office: 217/333-1390; Home: 217/359-4784).



RICH ADAMS
Forward-Center

1975-76 Record: Overall 14-13; Big Ten 7-11 (Tied for Seventh)

Returning Lettermen (6): RICH ADAMS (F/C, 6-9, Jr., 15.9); Ken Ferdinand (F/G, 6-8, So., 6.2); Tom Gerhardt (F, 6-5, Jr., 1.7); Rick Leighty (F, 6-3, Jr., 4.1); Larry Lubin (G, 6-0, So., 2.3); AUDIE MATTHEWS (F/G, 6-5, Jr., 11.3). Starters are capitalized.

Lettermen Lost (3): OTHO TUCKER (G, 9.0); MIKE WASHINGTON (C, 9.3); NATE WILLIAMS (G, 13.5). Starters are capitalized.

Newcomers to Watch: Levi Cobb (F, 6-6, Fr.); Neil Bresnahan (F, 6-6, Fr.); Rob Judson (G, 6-2, Fr.); Steve Lanter (G, 6-4, Fr.).

1976-77 Outlook:

An air of optimism surrounds the University of Illinois basketball camp in 1976-77 as Lou Henson enters his second season of directing Illini fortunes.

With only two of the Illini's five starters returning, an outside observer might frown upon the team's chances to improve on its 14-13 record of last season, but just the opposite is true. Henson's revolving shuttle system produced the school's first winning mark in three years and fans are expecting even more success this time around.

Heading the list of six lettermen is 6-9 junior forward Rich Adams, an all-Big Ten honorable mention selection who averaged 16 points per game last season.

Series History: Illinois leads the series 6-1. Last year in Lincoln, the Illini beat Nebraska 60-58.

1976-77 SCHEDULE

Date	Opponent
Nov. 26	at St. Louis
Dec. 3-4	at "Show Me Classic"
Dec. 8	San Jose State
Dec. 11	Nebraska
Dec. 13	Cleveland State
Dec. 17	Cal Poly
Dec. 18	Arizona State
Dec. 27-30	at "Rainbow Classic"
Jan. 1	at Long Beach State
Jan. 6	at Ohio State
Jan. 8	at Indiana
Jan. 13	Minnesota
Jan. 15	Iowa
Jan. 20	at Michigan State

Date	Opponent
Jan. 22	at Michigan
Jan. 24	Northwestern
Jan. 29	at Purdue
Feb. 3	Wisconsin
Feb. 5	Purdue
Feb. 10	at Northwestern
Feb. 12	at Wisconsin
Feb. 17	Indiana
Feb. 19	Ohio State
Feb. 24	at Iowa
Feb. 26	at Minnesota
Mar. 3	Michigan
Mar. 5	Michigan State



TEX WINTER
Head Coach

NORTHWESTERN

AWAY: DEC. 20, 1976

School Location: Evanston, Ill.
Game Time: 8:05 p.m. (CST)
Home Court (Capacity): McGaw Hall (7,013)

Nickname: Wildcats
Colors: Purple and White
Enrollment: 6,072

Conference: Big Ten
President: Robert H. Strotz
Athletic Director: John Pont

Coach Tex Winter: In his 3 years at Northwestern, Winter is 27-50. Overall, his 23-year mark is 359-227.

Best Time for Media to Reach Coach: 10:30-11:30 a.m.

Assistant Coaches: Rich Falk and Walt Perrin

Basketball Office Phone: 312/492-5306

Sports Information Director: Jerry Ashby
(Office: 312/492-7503; Home: 312/398-0318).



BILLY MCKINNEY
Guard

1975-76 Record: Overall 12-15; Big Ten 7-11 (Seventh)

Returning Lettermen (9): BILLY MCKINNEY (G, 6-0, Sr., 19.8); BOB SVETE, (F, 6-8, Jr., 9.1); TONY ALLEN (F, 6-5, Jr., 5.8); Pete Boesen (F, 6-8, So., 6.8); Brad Cartwright (F, 6-6, Sr., 2.2); Jim Endsley (G, 6-3, So., .20); David Fields (F, 6-8, Sr., 1.6); Bob Hildebrand (G, 6-1, Sr., 4.1); David Hiser (F, 6-6, Sr., 1.1); Bob Klaas (C, 6-9, So., 5.1); Jerry Harifke (G, 6-3, So., 0.7); Chris Wall (C, 6-10, Jr., 1.3). Starters are capitalized.

Lettermen Lost (3): TIM TEASLEY (G, 10.6); JAMES WALLACE (C, 7.7); Denny Trompeter (F, 0.0). Starters are capitalized.

Newcomers to Watch: Mike Campbell (C-F, 6-9, Fr.); Brian Gibson (G, 6-3, Fr.).

1976-77 Outlook:

Posting its best record in six seasons with a 12-15 mark in 1975-76, skipper Tex Winter has the Wildcats directed on the right course.

Winter piloted the Wildcats to their most victories since a 14-10 record in 1968-69 and in the process achieved such notable deeds as winning their first road game in 19 attempts over a three year period (NU won five away games in '75-76) and registering their first victory in eight tries over Kentucky, the 1976 NIT champion.

Northwestern's program is in high gear and the leader of the Wildcat pack is three year starter Billy McKinney. Often compared to Nate Archibald and certainly as crowd pleasing and electrifying, the 60 backcourter was the leading scorer (19.8) and became Northwestern's all-time scoring leader (1,384).

Series History: In the series, Nebraska and Northwestern are tied at 1-1. Last year in Lincoln, the Huskers beat the Wildcats 79-68.

1976-77 SCHEDULE

Date	Opponent	Date	Opponent
Nov. 26-27	Joe Lapchick Trny. at N.Y.	Jan. 22	at Iowa
Dec. 1	DePaul	Jan. 24	at Illinois
Dec. 4	at Ohio University	Jan. 27	Michigan State
Dec. 7	at Notre Dame	Jan. 29	Michigan
Dec. 10	at Arizona	Feb. 3	at Purdue
Dec. 11	at Arizona State	Feb. 5	at Minnesota
Dec. 18	Nebraska	Feb. 10	Illinois
Dec. 31	Marquette	Feb. 12	Purdue
Jan. 6	at Michigan	Feb. 19	Wisconsin
Jan. 8	at Michigan State	Feb. 24	at Ohio State
Jan. 13	Indiana	Feb. 26	at Indiana
Jan. 15	Ohio State	Mar. 3	Iowa
Jan. 20	at Wisconsin	Mar. 5	Minnesota

NORTHWEST MISSOURI

HOME: DEC. 13, 1976



BOB IGLEHART
Head Coach



DAVID ALVEY
Forward

School Location: Maryville, Mo.
Game Time: 7:35 p.m. (CST)
Home Court (Capacity): Lamkin Gymnasium 3,200
Nickname: Bearcats
Colors: Green and White
Enrollment: 4,600
Conference: Missouri Intercollegiate Athletic Association
President: Dr. Robert P. Foster
Athletic Director: Dr. Michael N. Hunter
Coach Bob Iglehart: In his five years at Northwest Missouri, Iglehart is 45-79. Overall, his 5-year mark is also 45-79.
Best Time for Media to Reach Coach: 1-3 p.m. weekdays.
Assistant Coach: Larry Holley
Basketball Office Phone: 816/582-7141, ext. 244.
Sports Information Director: Mike Kiser (Office: 816/582-7141, ext. 135; Home: 816/582-8879).

1975-76 Record: Overall 7-17; Mo. Inter. Ath. Assn. 1-11 (Tied for sixth).
Returning Lettermen (6): DAVID ALVEY (F, 6-5½, Sr., 23.8); Dave Batten (G, 6-3, Sr., 5.4); Tim Bell (G, 5-11, Jr., 2.5); Doug Deskin (F, 6-4 Sr. 5.5); TED ESPEY (F, 6-4, So., 8.9); Steve Freel (C, 6-8, 1.0). Starters are capitalized.
Lettermen Lost (4): ALAN BUBALO (G, 11.3); RANDY DIX (C, 8.7); Jim Donovan (F-C, 7.0); LAMONT LOFTON (G, 5.4). Starters are capitalized.
Newcomers to Watch: Mark Adams (C, 6-6, Fr.); Armand Dyer (G, 6-0, Fr.); Russ Miller (C, 6-8, Fr.).

1976-77 Outlook:

All-conference and all-district senior forward David Alvey heads Bearcat hopes for a 1976-77 improvement over the 7-17 disappointment of last season. But the guy who last season became the school's all-time career point leader and paced the Missouri Intercollegiate Athletic Association in the process must have more help this season.

Sixth-year Coach Bob Iglehart, whose teams have won but 14 MIAA games in five seasons, will call on sophomore Ted Espey and senior Doug Deskin to aid Alvey up front. Senior Dabe Batten and junior Tim Bell are the backcourt lettermen.

Lettermen Steve Freel returns at center but the main hopes rest with freshmen Mark Adams and Russ Miller.

Series History: Nebraska leads the NU-NWMS series 6-0. Both teams last met in 1958-59, when the Huskers defeated Northwest Missouri 85-44 in Lincoln.

1976-77 SCHEDULE

Date	Opponent
Nov. 27	at Rockhurst
Nov. 29	Washburn
Dec. 3-4	NWMSU Invitational
Dec. 10	Missouri
Dec. 11	William Jewell
Dec. 13	at Nebraska
Dec. 17	at McKendree College
Dec. 18	at Missouri Baptist
Jan. 6-8	at MIAA Tournament
Jan. 15	at Missouri-Rolla
Jan. 17	at Southeast Missouri State
Jan. 22	Quincy

Date	Opponent
Jan. 24	Lincoln
Jan. 29	Central Missouri State
Jan. 31	Southwest Missouri State
Feb. 2	at William Jewell
Feb. 5	at Northeast Missouri State
Feb. 7	at Quincy
Feb. 12	Southeast Missouri State
Feb. 14	Missouri-Rolla
Feb. 19	at Southwest Missouri State
Feb. 21	at Central Missouri State
Feb. 24	Northeast Missouri State
Feb. 26	at Lincoln



LLOYD 'BUTCH' RAYMOND
Head Coach

MANKATO STATE

HOME: DEC. 22, 1976

School Location: Mankato, Minn.
Game Time: 7:35 p.m. (CST)
Home Court (Capacity): Highland Arena
5,500

Nickname: Indians
Colors: Purple and Gold
Enrollment: 13,000
Conference: North Central
President: Dr. Douglas R. Moore
Athletic Director: Bob Otto
Coach Lloyd "Butch" Raymond: In his four-years at Mankato State, Raymond is 33-45. Overall, his 6-year mark is 87-70.

Best Time for Media to Reach Coach: 9:30-10:00 a.m. Mon.-Fri.

Assistant Coaches: Jerry Bodelson
Basketball Office Phone: 507/389-2819

Sports Information Director: Bruce Jolesch (Office: 507/389-2624; Home: 507/345-3179).



GENE GLYNN
Guard

1975-76 Record: Overall, 18-10; North Central 11-3 (Tied for 1st)

Returning Lettermen (8): GENE GLYNN (G, 5-9, So., 6.7); DOUG PROBST (C, Sr., 11.4); GIL WILLIAMS (F, Jr., 15.7); Terry Seeman (G-F, 6-3, Jr., 1.1); Bernie Miller (F, Sr., 6.3); Mark Ostergaard (F, 6-4, 2.5); Tom Fix (F, 6-6, So., 1.3); Curt Clark (G, 5-8, So., 2.2). Starters are capitalized.

Lettermen Lost (6): ELISHA MCSWEENEY (C, 22.6); GENE ZACHOW (G, 9.0); Jeff Winter (C, 7.0); Ross Swanson (F, 1.8); Jack Gray (F, 3.1); Mark Olson (G, 0.6). Starters are capitalized.

Newcomers to Watch: Roy Groce (C, 6-8, Fr.); Dan Carpenter (F, 6-6, Fr.).

1976-77 Outlook:

Speed, quickness, and experience are the main qualities of the 1976-77 Mankato State University basketball team. Eight lettermen return, including starters Doug Probst, Gil Williams and Gene Glynn.

The Indians have several candidates for the remaining two starting positions, but one guard spot will probably be taken by sophomore Curt Clark. If this is the case, the Indians could have the quickest and smallest guards in the country. The other starting spot is up for grabs among returning lettermen Bernie Miller (Sr. 6-4), Mark Ostergaard (6-4, Jr.), Tom Fix (6-6, Soph.) and Bill Thompson (Soph. 6-6). Terry Seeman, a 6-3 junior guard will also provide bench strength for the Indians.

Series History: This will be the first meeting.

1976-77 SCHEDULE

Date	Opponent	Date	Opponent
Nov. 26	at Southwest State	Jan. 14	South Dakota State
Nov. 27	at Minnesota-Morris	Jan. 15	Augustana
Dec. 4	at Gustavus Adolphus	Jan. 21	at North Dakota
Dec. 8	Gustavus Adolphus	Jan. 22	at North Dakota State
Dec. 10	at St. Olaf	Jan. 28	Morningside
Dec. 15	at St. Cloud	Jan. 29	South Dakota
Dec. 17	at Kansas	Feb. 5	at Northern Iowa
Dec. 20	at California-Bakersfield	Feb. 11	at Augustana
Dec. 22	at Nebraska	Feb. 12	at South Dakota State
Dec. 28-30	at North Central Conference Holiday Tournament	Feb. 18	North Dakota State
Jan. 3	Minnesota-Duluth	Feb. 19	North Dakota
Jan. 8	Northern Iowa	Feb. 25	at South Dakota
		Feb. 26	at Morningside

1976 Big Eight Pre-Season Basketball Tournament Bracket

The Annual Classic December 27-28-29-30

Kemper Arena, Kansas City, Missouri

IOWA STATE

(1) Monday 7:05 p.m.
MISSOURI

Loser 1

Winner 1

(5) Wednesday 1:05

(7) Wednesday 7:05

COLORADO

Winner 7

(3) Tuesday 7:05
NEBRASKA

Loser 3

Winner 3

Loser 5

(9) Thursday 1:05

Loser 7

Thursday 7:05

Loser 6

(10) Thursday 3:05

(12) Thursday 9:05

OKLAHOMA ST.

(2) Monday 9:05
KANSAS ST.

Loser 2

Winner 2

Loser 8

(6) Wednesday 3:05

(8) Wednesday 9:05

Winner 6

Winner 8

KANSAS

(4) Tuesday 9:05
OKLAHOMA

Loser 4

Winner 4



SOUTH CAROLINA

AWAY: JAN. 3, 1977



FRANK MCGUIRE
Head Coach

Schol Location: Columbia, S.C.
Game Time: 8 p.m. (EST)
Home Court (Capacity): Carolina Coliseum 12,401
Nickname: Fighting Gamecocks
Colors: Garnet and Black
Enrollment: 27,000
Conference: Independent
President: Dr. William Patterson
Athletic Director: Harold "Bo" Hagan
Coach Frank McGuire: In his 12th year at South Carolina, McGuire's record is 222-95. Overall, his 26-year mark is 489-188.
Best Time for Media to Reach Coach: 10 a.m.-12 Noon, EST: 2-3:30 p.m. EST Mon.-Fri.
Assistant Coaches: Don Walsh, Ben Jobe, Charlie Henderson, Greg Blatt
Basketball Office Phone: 803/777-4197
Sports Information Director: Tom Price (Office: 803/777-5204; Home: 803/787-2395).



NATE DAVIS
Forward

1975-76 Record: Overall 18-9

Returning Lettermen (8): NATE DAVIS (F, 6-4, Sr., 15.9); JACK GILLOON (G, 6-0, Jr., 9.1); Billy Truitt (G, 6-1, Jr., 3.5); Golie Augustus (F, 6-6, Jr., 1.9); Bryan Grevey (F, 6-5, So., 1.8); Stu Kitenic (G, 6-5, Sr., 1.5); Chuch Sherwood (C, 6-10, Sr., 1.3); Bill Gause (G, 6-1, 0.6). Starters are capitalized.

Lettermen Lost (5): ALEX ENGLISH (F, 22.6); MIKE DUNLEAVY (G, 14.7); BOB MATHIAS (C, 8.6); Eddie DiRuggeris (G, 1.8); Mark Greiner (F, 1.6). Starters are capitalized.

Newcomers To Watch: Jim Garziano (C, 6-9, Fr.); Karlton Hilton (F, 6-6, Jr.); Mike Doyle (G, 6-4, Fr.); Tom Wimbush (F, 6-7, Fr.); Mark Connaughton (F, 6-8, Fr.); Kenny Reynolds (G, 6-2, Fr.). Starters are capitalized.

1976-77 Outlook:

The loss of all-time Gamecock scoring champion Alex English, guard Mike Dunleavy, and third starter Bob Mathias to graduation throws the 1976-77 season into the category of "rebuilding year" for South Carolina.

That's not to say, however, that the Gamecocks won't be competitive. South Carolina hasn't had a losing season in 11 years.


The top returnees are 6-4 senior forward Nate Davis, a spectacular leaper who averaged 15.9 points and 8.0 rebounds last season, and 6-0 guard Jack Gilloon, who scored at a 9.1 pace but is chiefly known for his playmaking. Gilloon turned in a school record 156 assists in 1975-76.

The future, however, is in the hands of the newcomers, led by 6-9 high school All-America Jim Graziano of Farmingdale, N.Y.

Series History: Nebraska leads the Husker-Gamecock series 1-0. In 1976 the Cornhuskers beat South Carolina 69-68 in Lincoln.

1976-77 SCHEDULE

Date	Opponent	Date	Opponent
Nov. 29	Cal Poly-Pomona	Jan. 29	at St. Joseph's (Pa.)
Dec. 1	at Alabama	Jan. 31	Rhode Island
Dec. 4	at Texas Tech	Feb. 2	Richmond
Dec. 13	Kentucky	Feb. 5	at Temple
Dec. 18	Furman	Feb. 7	at St. Bonaventure
Dec. 22-23	Carolina Classic	Feb. 9	The Citadel
Dec. 28-29	at Sugar Bowl Classic	Feb. 12	at Notre Dame
Jan. 2	Michigan	Feb. 16	Duquesne
Jan. 3	Nebraska	Feb. 19	Georgia Tech
Jan. 8	at Marquette	Feb. 21	at Furman
Jan. 12	Manhattan	Feb. 23	South Florida
Jan. 19	at Toledo	Feb. 26	Fordham
Jan. 22	Davidson		



THE BIG EIGHT



JACK HARTMAN
Head Coach

KANSAS STATE

HOME: JAN. 8, 1977

AWAY: FEB. 9, 1977

School Location: Manhattan, Kansas
Game Time: Lincoln: 7:35 p.m. (CST)
Manhattan: 7:30 p.m. (CST)

Home Court (Capacity): Ahearn Field-house (11,700)

Nickname: Wildcats

Colors: Purple (Royal) and White

Enrollment: 16,831

Conference: Big 8

President: Dr. Duane Acker

Athletic Director: Jersey Jermier

Coach Jack Hartman: After 6 years at the KSU helm, Hartman has a record of 112-54. Overall, his 21-year coaching mark is 406-164.

Best Time for Media to Reach Coach: 11 a.m. weekdays.

Assistant Coaches: Jerry Holmes and Mark Reiner

Basketball Office Phone: 913/532-6910

Sports Information Director: Glen Stone
(Office: 913/532-5855; Home: 913/537-1077).



MIKE EVANS
Guard

1975-76 Record: Overall 20-8; Big 8 11-3 (Second)

Returning Lettermen (7): MIKE EVANS (G, 6-1, Jr., 20.9); LARRY DASSIE (F, 6-5, Sr., 6.8); Darryl Winston (F, 6-5, Sr., 8.6); Dan Droge (F, 6-5, Sr., 3.7); Jerry Black (C, 6-11, Jr., 2.9); Scott Langton (G, Jr., 5-11, 1.2); Keith Frazier (G, So., 6-1, 0.8). Starters are capitalized.

Lettermen Lost (3): CHUCKIE WILLIAMS (G, 20.9); CARL GERLACH (C-F, 10.4); BOBBY NOLAND (F, 4.0). Starters are capitalized.

Newcomers To Watch: Tyrone Ladson (G, 6-2, Fr.); Curtis Redding (F, 6-5, Fr.).

1976-77 Outlook:

Kansas State will return only two starters for 1976-77. However, they are good ones—guard Mike Evans and forward Larry Dassie.

Evans has thrilled Big Eight fans for two seasons with his long-range jumps, unbelievable moves and underwear-tight defense. A two-time all-conference selection, he averaged 18 points per game for the 'Cats in 1975-76 but better than 23 per contest in KSU's last 12 outings.

The 6-5 Dassie came on like a gang-buster after experiencing early-season adjustment (from junior college) woes. In Kansas State's last eight contests the flashy forward averaged 12 points and 10 rebounds per game.

Series History: Kansas State leads the NU-KSU series 82-60. Last year, the Huskers beat K-State 65-59 in Manhattan, but lost to the Wildcats 65-53 in Lincoln.

1976-77 SCHEDULE

Date	Opponent	Date	Opponent
Nov. 27	Vanderbilt	Jan. 26	Missouri
Nov. 29	Arkansas State	Jan. 29	at Oklahoma
Dec. 2	Cal. Poly Pomona	Feb. 2	at Iowa State
Dec. 4	at SMU	Feb. 5	Colorado
Dec. 6	at North Texas State	Feb. 9	Nebraska
Dec. 8	Northern Ill. U.	Feb. 12	at Kansas
Dec. 18	Central Missouri	Feb. 16	Oklahoma State
Dec. 20	at Arkansas	Feb. 19	at Missouri
Dec. 23	at Minnesota	Feb. 23	Oklahoma
Dec. 27-30	at Big 8 Tournament (KC)	Feb. 26	Big 8 Playoff, First Round (Campus Sites)
Jan. 8	at Nebraska	Mar. 3	at Big 8 Playoff, Semi-finals (Kansas City)
Jan. 12	Iowa State	Mar. 4	at Big 8 Playoff, Final (Kansas City)
Jan. 15	at Colorado		
Jan. 19	at Oklahoma State		
Jan. 22	Kansas		



BILL BLAIR
Head Coach

COLORADO

HOME: JAN. 12, 1977

AWAY: FEB. 2, 1977

School Location: Boulder, Colorado
Game Time: Lincoln: 7:35 p.m. (GST)
Boulder: 7:35 p.m. (CMT)

Home Court (Capacity): CU Fieldhouse
4,000

Nickname: Buffaloes, Golden Buffs

Colors: Silver and Gold

Enrollment: 21,000

Conference: Big 8

President: Roland Rautenstrauss

Athletic Director: Eddie Crowder

Coach Bill Blair: Blair is in his first year as head coach at Colorado. Last year at Virginia Military Institute he led VMI to the NCAA quarterfinals. In four-years as a head coach, his record is 48-60.

Best Time for Media to Reach Coach:

1:30 p.m. weekdays

Assistant Coaches: Kevin O'Connor and Terry Truax

Basketball Office Phone: 303/492-6877

Sports Information Director: Mike Moran
(Office: 303/492-6128; Home: 303/499-1920).



GREG MUELLER
Forward

1975-76 Record: Overall 9-17; Big 8 4-10 (Tied for sixth)

Returning Lettermen (13): LARRY VACULIK (C, 6-8, Jr., 9.3); JAY SFERRA (G, 5-9, Sr., 7.6); EMMETT LEWIS (G, 6-1, So., 14.9); GREG MUELLER (F, 6-6, Sr., 12.0); Kurt Schoenhoff (C, 6-7, Jr., 4.3); Tom Wente (F, 6-7, Jr., 3.4); Clayton Bullard (G, 6-2 So., 2.0); Jim Cummins (G, 6-5, Sr., 1.7); Dave Bolen (F, 6-4, Jr., 1.1); Greg Benjamin (G-F, 6-4, So.); Alvin Berry (F, 6-3, Jr.); Alfred Hicks (C, 6-7, So.); Tom Hinsa (F, 6-4, So.). Starters are capitalized.

Lettermen Lost (1): DAVE LOGAN (F, 12.7). Starter is capitalized.

Newcomers To Watch: Toney Ellis (G, 6-1, Fr.)

1976-77 Outlook:

It's a new ball game under the youthful and talented Bill Blair. He has a good forward in 6-7 Greg Mueller and a fine young pivot in Larry Vaculik to start with, plus one of the better rookies last year in guard Emmet Lewis, who Blair feels can score 20 points per game. The Buffs brought in heralded guard Toney Ellis from Washington, D.C. to add backcourt quickness.

Series History: Colorado leads the Husker-Buffalo series 43-31. Last year, NU swept the series, beating the Buffs 66-64 in Boulder and 80-61 in Lincoln.

1976-77 SCHEDULE

Date	Opponent	Date	Opponent
Nov. 27	at New Mexico	Jan. 26	at Oklahoma State
Nov. 29	at Texas-El Paso	Jan. 29	at Kansas
Dec. 4	Air Force	Feb. 2	Nebraska
Dec. 6	Jacksonville (Fla.)	Feb. 5	at Kansas State
Dec. 11	Arkansas-Little Rock	Feb. 9	at Iowa State
Dec. 15	Long Beach State	Feb. 12	Oklahoma
Dec. 18	Fort Lewis College	Feb. 16	at Missouri
Dec. 21	at Washington	Feb. 19	Oklahoma State
Dec. 27-30	at Big 8 Tournament (KC)	Feb. 23	Kansas
Jan. 3	at Nevada-Las Vegas	Feb. 26	Big 8 Playoff, First Round (Campus Sites)
Jan. 8	Iowa State	Mar. 3	at Big 8 Playoff, Semi-Finals (Kansas City)
Jan. 12	at Nebraska	Mar. 4	at Big 8 Playoff, Finals (Kansas City)
Jan. 15	Kansas State		
Jan. 19	Missouri		
Jan. 22	at Oklahoma		



LYNN NANCE
Head Coach

IOWA STATE
AWAY: JAN. 15, 1977
(TV—12:10 p.m. CST)
HOME: FEB. 5, 1977

School Location: Ames, Iowa
Game Time: Lincoln, 7:35 p.m. (CST)
Ames: 12:10 p.m. (CST)
Home Court (Capacity): Hilton Coliseum
14,300

Nickname: Cyclones
Colors: Cardinal and Gold
Enrollment: 21,000
Conference: Big 8

President: Dr. W. Robert Parks
Athletic Director: Lou McCullough
Coach Lynn Nance: Begins his first year at Iowa State, succeeding Ken Trickey. He was an assistant coach at Kentucky for the last two years.

Assistant Coaches: Dave Harshman and Reggie Warford

Basketball Office Phone: 515/294-8232
Sports Information Director: Harry Burrell (Office: 515/294-3372; Home: 515/292-4139).



STEVE BURGASON
Forward

1975-76 Record: Overall 3-24; Big 8 3-11 (seventh place)

Returning Lettermen (10): JIM MURPHY (C, 6-7, Jr., 4.0); EVAN VARLEY (G, 6-4, Sr., 2.2); STEVE BURGASON (F, 6-6, Jr., 8.7); Mike Benjamin (F, 6-6, Sr., 5.3); Roman Butkus (G, 6-2, Sr., 5.2); Al Dixon (F, 6-5, Jr., 10.0); Calvin Freeman (F, 6-5, Sr., 2.0); Andrew Parker (F, 6-5, So., 4.7); Steve Powell (C, 6-9, Sr., 1.8); Dale Smith (F, 6-7, Sr., 3.8). Starters are capitalized.

Lettermen Lost (4): HERCLE IVY (G, 22.8); ART JOHNSON (F, 17.0); Bo Peake (F, 8.7); Julian Butler (G, 4.1). Starters are capitalized.

Newcomers To Watch: Dean Uthoff (C, 6-11, Fr.); Leonard Allen (G, 6-4, Jr.); Carlton Evans (G, 6-1, So.); Paul Landsberger (F, 6-7, So.).

1976-77 Outlook:

Color Iowa State's basketball team green for 1976-77. The Cyclones may field one of the nation's youngest teams during the upcoming winter wars as it begins a massive rebuilding campaign from last year's 3-24 record.

The man-size job of coordinating the rebuilding falls upon first year Head Coach Lyn Nance, fresh from Kentucky's traditional program.

This year's will have no less than nine new faces, who will form a sound but untested nucleus for both today and tomorrow.

Series History: Nebraska leads the series 93-66. In 1975-76, the Huskers beat ISU twice, 66-56 in Ames and 82-66 in Linc

1976-77 SCHEDULE

Date	Opponent	Date	Opponent
Dec. 2	St. Louis	Jan. 29	at Missouri
Dec. 4	at Nevada-Las Vegas	Jan. 31	Drake
Dec. 11	Tulsa	Feb. 2	Kansas State
Dec. 13	California (Berkeley)	Feb. 5	at Nebraska
Dec. 16	Arizona State	Feb. 9	Colorado
Dec. 18	at Iowa	Feb. 12	at Oklahoma State
Dec. 21	at Vanderbilt	Feb. 16	Kansas
Dec. 27-30	at Big 8 Tournament (KC)	Feb. 19	at Oklahoma
Jan. 4	at Drake	Feb. 23	Missouri
Jan. 8	at Colorado	Feb. 26	Big 8 Playoff, First Round (Campus Sites)
Jan. 12	at Kansas State	Mar. 3	at Big 8 Playoff, Semi-Finals (Kansas City)
Jan. 15	Nebraska	Mar. 4	at Big 8 Playoff, Final (KC)
Jan. 18	at Kansas		
Jan. 22	Oklahoma State		
Jan. 26	Oklahoma		

MISSOURI

AWAY: JAN. 22, 1977

HOME: FEB. 12, 1977



NORM STEWART
Head Coach



KIM ANDERSON
Forward

School Location: Columbia, Missouri
Game Time: Columbia: 7:30 p.m. (CST)
Lincoln 7:35 p.m. (CST)
Home Court (Capacity): Hearnest Center
12,600

Nickname: Tigers
Colors: Old Gold and Black
Enrollment: 22,815
Conference: Big 8
Chancellor: Herb Schooling
Athletic Director: Dr. Mel Sheehan
Coach Norm Stewart: In Stewart's 9-
years at Missouri he is 154-87. Overall,
his coaching mark after 15-years is
251-129.

Best Time for Media to Reach Coach:
Mornings

Assistant Coaches: George Schultz and
Gene Jones

Basketball Office Phone: 314/882-7277

Sports Information Director: Bill Callahan
(Office: 314/882-7628; Home: 314/442-
5826).

1975-76 Record: Overall 26-5; Big 8 12-2 (First)

Returning Lettermen (9): KIM ANDERSON (F, 6-8, Sr., 13.9); JEFF CURRIE (G,
6-3, Sr., 5.6); JIM KENNEDY (F, 6-6, Sr., 16.2); STAN RAY (C, 6-9, So., 9.1);
Scott Sims (G, 6-1, Sr., 3.9); Danny Van Rheen (F, 6-6, Sr., 2.0); James Clabon
(C, 6-8, Sr., 5.9); Brad Droy (F, 6-7, So., 1.9); Dave Stallman (G, 6-0, Jr., 1.0).
Starters are capitalized.

Lettermen Lost (2): WILLIE SMITH (G, 25.3); Mark Anderson (F, 1.6). Starters are
capitalized.

Newcomers To Watch: Greg Boone (F, 6-4, Fr.); Larry Drew (G, 6-2, Fr.); Clay
Johnson (F, 6-4, Jr.).

1976-77 Outlook:

In 1975-76, the Tigers captured their first Big Eight title in 36 years
and finished as the NCAA Midwest Regional runnerup.

Gone from that team is all-America guard Willie Smith, the top single-
season scorer in Missouri history and second best career scorer of all
time.

Returning, however, are nine lettermen, six of whom started at one time
last season, to provide Stewart with valuable overall experience.

Series History: Missouri leads the NU-MU series 77-64. Last year, Missouri
beat the Huskers twice, 62-57 in Lincoln and 95-84(OT) in Columbia.

1976-77 SCHEDULE

Date	Opponent	Date	Opponent
Nov. 26	at Southern Illinois	Jan. 29	Iowa State
Nov. 30	South Dakota	Feb. 2	at Oklahoma
Dec. 3-4	Show-Me Classic	Feb. 5	Oklahoma State
Dec. 7	at Toledo	Feb. 9	Kansas
Dec. 11	Florida State	Feb. 12	at Nebraska
Dec. 17-18	at Sun Carnival	Feb. 16	Colorado
Dec. 27-30	at Big 8 Tournament (KC)	Feb. 19	Kansas State
Jan. 8	at Kansas	Feb. 23	at Iowa State
Jan. 10	San Diego State	Feb. 26	Big 8 Playoff, First Round (Campus Sites)
Jan. 12	Oklahoma	Mar. 3	at Big 8 Playoff, Semifinals (Kansas City)
Jan. 15	at Oklahoma State	Mar. 4	at Big 8 Playoff, Final (KC)
Jan. 19	at Colorado		
Jan. 22	Nebraska		
Jan. 26	at Kansas State		

OKLAHOMA

HOME: JAN. 19, 1977

AWAY: FEB. 16, 1977



DAVID BLISS
Head Coach



EDDIE FIELDS
Guard

School Location: Norman, Oklahoma
Game Time: Lincoln: 7:35 p.m. (CST)
Norman: 7:35 p.m. (CST)

Home Court (Capacity): Lloyd Noble
Arena 11,000

Nickname: Sooners
Colors: Crimson and Cream

Enrollment: 20,000

Conference: Big 8

President: Dr. Paul Sharp

Athletic Director: Wade Walker

Coach David Bliss: Bliss enters his second year as head coach at Oklahoma with a record of 9-17.

Best Time for Media to Reach Coach: 10:00-11:30 a.m.

Assistant Coaches: Doug Ash, John Underwood

Basketball Office Phone: 405/325-4732

Sports Information Director: John Keith
(Office: 405/325-3752; Home: 405/329-6950).

1975-76 Record: Overall 9-17, Big 8 6-8 (Fourth)

Returning Lettermen (9): EDDIE FIELDS (G, 5-9, Sr., 5.3); RICK McNEIL (C-F, 6-7, Sr., 12.2); BILLY GRAHAM (F, 6-4, Jr., 8.9); CARY CARRABINE (G, 6-3, So., 10.2); JOHN McCULLOUGH (F, 6-4, So., 9.4); Kevin Jones (F-C, 6-7, So., 9.2); Gary Raker (G, 6-3, So., 5.4); Randy Gentry (F-C, 6-8, Sr., 5.5); Craig Wiginton (G, 6-3, Sr., 0.5). Starters are capitalized.

Lettermen Lost (3): Jay Williams (G, 3.3); John Gordon (F, 4.6); Jerry Vest (F, 0.0).

Newcomers To Watch: Al Beal (C, 6-9, Fr.); Aaron Curry (G, 6-4, Fr.); Drew Head (C, 6-10, Fr.); Clifford Johnson (F, 6-7, Fr.); Scott Finet (C, 6-9, Fr.); Wayne Nelson (G, 6-3, Fr.); Terry Stotts (F, 6-8, Fr.).

1976-77 Outlook:

"We return more experienced personnel than we started with last season," said Dave Bliss. "Next is the increased confidence our players gained with their competitive showing during the last part of the season which resulted in a fourth place finish in the Big Eight."

"Our number one priority will be the blending of our recruits with returning lettermen," Bliss said. "The new recruits will add greater height and quickness than we had a year ago. They will be depending on older players such as Eddie Fields and Rick McNeil to demonstrate and continue the leadership contributed by our departed seniors."

Series History: Oklahoma leads the series 64-58. The teams met three times last year, with Nebraska winning twice 75-53 at the Big 8 and 68-67 in Lincoln, and Oklahoma once, 65-60 in Norman.

1976-77 SCHEDULE

Date	Opponent	Date	Opponent
Nov. 27	Tulsa at Oklahoma City	Jan. 26	at Iowa State
Dec. 1	at Texas	Jan. 29	Kansas State
Dec. 4	Oklahoma City	Feb. 2	Missouri
Dec. 8	St. Louis	Feb. 5	at Kansas
Dec. 11	Drake	Feb. 9	Oklahoma State
Dec. 18	Texas-Arlington	Feb. 12	at Colorado
Dec. 21-22	at Nevada-Las Vegas Tournament	Feb. 16	Nebraska
Dec. 27-30	at Big 8 Tournament (KC)	Feb. 19	Iowa State
Jan. 5	at Oral Roberts	Feb. 23	at Kansas State
Jan. 8	at Oklahoma State	Feb. 26	Big Eight Playoff, First Round (Campus Sites)
Jan. 12	at Missouri	Mar. 3	at Big 8 Playoff, Semi-Finals (Kansas City)
Jan. 15	Kansas	Mar. 4	at Big 8 Playoff, Final (KC)
Jan. 19	at Nebraska		
Jan. 22	Colorado		



TED OWENS
Head Coach

KANSAS

HOME: JAN. 26, 1977

AWAY: FEB. 19, 1977

School Location: Lawrence, Kansas

Game Time: Lincoln: 7:35 p.m. (CST)

Lawrence: 7:35 p.m. (CST)

Home Court (Capacity): Allen Field House (16,000)

Nickname: Jayhawks

Colors: Crimson and Blue

Enrollment: 24,000

Conference: Big 8

Chancellor: Dr. Archie Dykes

Athletic Director: Clyde Walker

Coach Ted Owens: After 12 years at the Kansas helm, Owens has an overall record of 223-104.

Best Time for Media to Reach Coach:

Between 10 a.m. and 12 noon

Assistant Coaches: Sam Miranda and Duncan Reid

Basketball Office Phone: 913/864-3056

Sports Information Director: Don Baker (Office: 913/864-3417; Home: 913/842-2314).



KEN KOENIGS
Forward

1975-76 Record: Overall 13-13; Big 8 6-8 (Fourth)

Returning Lettermen (8): CLINT JOHNSON (G, 6-2, Jr., 11.0); KEN KOENIGS (F, 6-10, Jr., 10.7); PAUL MOKESKI (C, 7-0, So., 10.6); MILT GIBSON (G, 6-0, Jr., 5.5); Herb Nobles (F, 6-7, Sr., 10.8); Brad Sanders (G, 6-3, So., 1.7); Chris Barnhouse (G, 6-4, Sr., 1.4); Donnie Von Moore (F, 6-9, Jr., 7.1). Starters are capitalized.

Lettermen Lost (1): NORMAN COOK (F, 14.8). Starter is capitalized.

Newcomers To Watch: Scott Anderson (F, 6-7, Fr.); John Douglas (G, 6-2, Jr.); Hasan Houston (G, 6-2, Fr.); Mac Stallcup (F, 6-7, Fr.); Andre Wakefield (G, 6-2, Jr.).

1976-77 Outlook:

Kansas will base its 1976-77 hopes on a blend of youth and experience in an attempt to regain the Big Eight title.

Eight lettermen return for Ted Owens' 13th Jayhawk cage edition including 6-9 junior Donnie Von Moore, a parttime starter in 1973-74 who missed last season because of illness.

The only loss from last year's team is all-conference performer Norman Cook. The 6-9 forward decided to forego his final year of eligibility in favor of a professional contract.

Series History: Kansas leads the series 113-52. Last year, the Huskers beat Kansas twice, 57-54 in Lincoln and 62-58 at Lawrence, while KU beat Nebraska 69-66 at the Big 8 Tournament.

1976-77 SCHEDULE

Date	Opponent	Date	Opponent
Nov. 27	Montana State	Jan. 26	at Nebraska
Dec. 1	Murray State	Jan. 29	Colorado
Dec. 4	Central Missouri State	Feb. 2	at Oklahoma State
Dec. 6	Oral Roberts	Feb. 5	Oklahoma
Dec. 9	at Fordham	Feb. 9	at Missouri
Dec. 11	at Kentucky	Feb. 12	Kansas State
Dec. 17	Mankato State	Feb. 16	at Iowa State
Dec. 18	Arkansas	Feb. 19	Nebraska
Dec. 20	at St. Louis	Feb. 23	at Colorado
Dec. 28-30	at Big 8 Tournament (KC)	Feb. 26	Big 8 Playoff, First Round (Campus Sites)
Jan. 8	Missouri	Mar. 3	at Big 8 Playoff, Semifinal (Kansas City)
Jan. 12	Oklahoma State	Mar. 4	at Big 8 Playoff, Final (KC)
Jan. 15	at Oklahoma		
Jan. 18	Iowa State		
Jan. 22	at Kansas State		

OKLAHOMA STATE

HOME: JAN. 29, 1977

(TV—3:10 p.m. CST)

AWAY: FEB. 23, 1977

School Location: Stillwater, Oklahoma
Game Time: Lincoln: 3:10 p.m. (CST)
Stillwater: 7:35 p.m. (CST)
Home Court (Capacity): Gallagher Hall (7,400)

Nickname: Cowboys
Colors: Orange and Black
Enrollment: 20,490

Conference: Big 8
Chancellor: Dr. Robert B. Kamm
Athletic Director: Floyd Gass
Coach Guy Strong: After 3-years at the OSU helm, Strong has a record of 29-49. Overall, his 13-year coaching mark is 181-144.

Best Time for Media to Reach Coach: 11 a.m.-Noon weekdays.

Assistant Coaches: Bill Carlyle, Steve Smith

Basketball Office Phone: 405/624-5845
Sports Information Director: Pat Quinn
(Office: 405/624-5749; Home: 405/377-4654).

1975-76 Record: Overall 10-16; Big 8 4-10 (Sixth)
Returning Lettermen (7): RONNIE DANIEL (G, 5-11, Sr., 15.8); OLUS HOLDER (F, 6-6, Jr., 10.2); Eli Johnson (F, 6-7, Jr., 9.9); Fred Stevenson (G, 6-4, Sr., 8.4); Alan Rehrig (G, 6-1, 1.9); Lonnie Boeckman (C, 7-4, Jr., 1.5); Rich Bobby (F, 6-4, Jr., 1.2). Starters are capitalized.
Lettermen Lost (3): DAVE KRAGEL (C, 11.4) LAFAYETTE THREATT (F, 8.4); CLARK MAUGHAN (G, 5.4). Starters are capitalized.
Newcomers To Watch: Rick Daniel (G, 6-2, So.); Howard Kelsey (G, 6-3, So.); Anthony Williams (F-C, 6-8, Fr.).

1976-77 Outlook:

"We'll have more experience than we've had since I've been here, although we'll have only three seniors and all of them are guards," head coach Guy Strong said.

"We have depth and experience at guard," he said. "Ronnie Daniel is an excellent playmaker and scorer and Howard Kelsey was the leading scorer for the Canadian Junior Olympic team this past summer. Fred Stevenson can play guard or forward and can score."

"We have two experienced forwards back in Olus Holder and Eli Johnson," Strong said. "Lonnie Boeckman should be much stronger at center and at 7-4 he can create some unpleasant situations for our opponents."

Series History: Nebraska leads the NU-OSU series 32-22. In 1975-76, the Huskers defeated the 'Pokes three times, 58-49 at the Big 8, 52-48 in Stillwater and 60-54 at Lincoln.

1976-77 SCHEDULE

Date	Opponent	Date	Opponent
Nov. 27	at Oklahoma City	Jan. 29	Colorado
Nov. 29	at Texas	Jan. 26	at Nebraska
Dec. 4	Tulsa	Feb. 2	Kansas
Dec. 6	West Texas State	Feb. 5	at Missouri
Dec. 8	Arkansas State	Feb. 9	at Oklahoma
Dec. 11	at Oral Roberts	Feb. 12	Iowa State
Dec. 17-18	at Dayton Holiday Tourney	Feb. 16	at Kansas State
Dec. 27-30	at Big 8 Tournament (KC)	Feb. 19	at Colorado
Jan. 5	Missouri Southern	Feb. 23	Nebraska
Jan. 8	Oklahoma	Feb. 26	Big 8 Playoff, First Round (Campus Sites)
Jan. 12	at Kansas	Mar. 3	at Big 8 Playoff, Semi-Finals (Kansas City)
Jan. 15	Missouri	Mar. 4	at Big 8 Playoff, Final (KC)
Jan. 19	Kansas State		
Jan. 22	at Iowa State		



GUY STRONG
Head Coach



RONNIE DANIEL
Guard

1976-77 CORNHUSKER BASKETBALL TRAVEL PLANS

UNIVERSITY OF WASHINGTON

Sunday, Nov. 28—Leave Lincoln, 9:10 A.M. (United #927)
Arrive Seattle 12:12 P.M. (United #175)

PRACTICE: 3:30 P.M.

HEADQUARTERS: Washington Plaza Hotel

Tuesday, Nov. 30—Leave Seattle 8:45 A.M. Arrive (Northwest #087)
Honolulu 11:30 A.M.

HAWAII

Tuesday, Nov. 30—Leave Honolulu 12:50 P.M. (Hawaiian #502)
Arrive Hilo 1:30 P.M.

PRACTICE: 4:00 P.M.

Thursday, Dec. 2—Leave Hilo 9:00 A.M. Arrive Honolulu 9:40 A.M.
(Hawaiian #141)

PRACTICE: 12:00 Noon

HEADQUARTERS: Outrigger Hotel

Saturday, Dec. 4—Leave Honolulu 11:05 P.M. (United #022)
Arrive Lincoln Dec. 5 (2:01 P.M.) (United #496)

ILLINOIS

Friday, Dec. 10—Leave Lincoln 12:05 P.M. (United #336)
Arrive Champaign 3:13 P.M.

PRACTICE: 5:00 P.M.

HEADQUARTERS: Ramada Inn

Sunday, Dec. 12—Leave Champaign 11:41 A.M. (Ozark #932)
Arrive Lincoln 2:32 P.M.

NORTHWESTERN UNIVERSITY

Sunday, Dec. 19—Leave Lincoln 12:05 P.M. (United #336)
Arrive Chicago 1:28 P.M.

PRACTICE: 5:00 P.M.

HEADQUARTERS: Lincolnwood Hyatt House

Tuesday, Dec. 21—Leave Chicago 1:00 P.M. (United #683)
Arrive Lincoln 2:32 P.M.

SOUTH CAROLINA

Sunday, Jan. 2—Leave Lincoln 12:05 P.M. (United #336)
Arrive Columbia 6:23 P.M. (Eastern #603)

PRACTICE: 7:30 P.M.

HEADQUARTERS: The Carolina Inn

Tuesday, Jan. 4—Leave Columbia 8:12 A.M. (Delta #407)
Arrive Lincoln 2:32 P.M. (United #683)

IOWA STATE

Friday, Jan. 14—Leave Lincoln 12 Noon (Continental Bus)
Arrive Ames 4:30 P.M.

PRACTICE: 5:30 P.M.

HEADQUARTERS: Holiday Inn

Saturday, Jan. 15—Leave Ames 10:30 P.M. (Continental Bus)
Arrive Lincoln 2:00 A.M.

UNIVERSITY OF MISSOURI

Friday, Jan. 21—Leave Lincoln 2:00 P.M.
Arrive Columbia 4:30 P.M.

PRACTICE: 5:00 P.M.

HEADQUARTERS: Ramada Inn

Saturday, Jan. 22—Leave Columbia 10:30 P.M.
Arrive Lincoln 12:30 A.M.

UNIVERSITY OF COLORADO

Tuesday, Feb. 1—Leave Lincoln 12:55 P.M. (United #673)
Arrive Denver 1:07 P.M.

PRACTICE: 5:00 P.M.

HEADQUARTERS: Harvest House (Boulder)

Thursday, Feb. 3—Leave Denver 11:55 A.M. (United #496)
Arrive Lincoln 2:01 P.M.

KANSAS STATE UNIVERSITY

Tuesday, Feb. 8—Leave Lincoln 1:30 P.M. (Continental Bus)
Arrive Manhattan 4:00 P.M.

PRACTICE: 5:00 P.M.

HEADQUARTERS: Ramada Inn

Wednesday, Feb. 9—Leave Manhattan 10:30 P.M. (Continental Bus)
Arrive Lincoln 1:00 A.M.

UNIVERSITY OF OKLAHOMA

Tuesday, Feb. 15—Leave Lincoln 2:00 P.M.
Arrive Norman 4:30 P.M.

PRACTICE: 5:00 P.M.

HEADQUARTERS: Holiday Inn

Wednesday, Feb. 16—Leave Norman 10:30 P.M.
Arrive Lincoln 1:00 A.M.

UNIVERSITY OF KANSAS

Friday, Feb. 18—Leave Lincoln 1:00 P.M. (Continental Bus)
Arrive Lawrence 4:30 P.M.

PRACTICE: 5:00 P.M.

HEADQUARTERS: Ramada Inn

Saturday, Feb. 19—Leave Lawrence 10:30 P.M. (Continental Bus)
Arrive Lincoln 2:00 A.M.

OKLAHOMA STATE UNIVERSITY

Tuesday, Feb. 22—Leave Lincoln 2:00 P.M.
Arrive Stillwater 4:00 P.M.

PRACTICE: 5:00 P.M.

HEADQUARTERS: Holiday Inn

Wednesday, Feb. 23—Leave Stillwater 10:30 P.M.
Arrive Lincoln 1:00 A.M.

BIG EIGHT CONFERENCE

1976-1977 COMPOSITE BASKETBALL SCHEDULE

November 27 (S)	Vanderbilt Oklahoma State Oklahoma vs. Tulsa Colorado Montana State Missouri vs. Southern Ill. Iowa	@ Kansas State @ Oklahoma City @ Oklahoma City @ New Mexico @ Kansas @ St. Louis @ Nebraska
November 29 (M)	Arkansas State Oklahoma State Colorado Nebraska	@ Kansas State @ Texas @ Texas, El Paso @ Washington
November 30 (Tu)	South Dakota	@ Missouri
December 1 (W)	Murray State Oklahoma Nebraska	@ Kansas @ Texas @ Hawaii (Hilo)
December 2 (Th)	St. Louis Cal. Poly State	@ Iowa State @ Kansas State
December 2-3 (Th-F)	Nebraska	@ Hawaii(Honolulu)
December 3-4 (F-S)	Show Me Classic (Illinois, Syracuse, North Texas St.)	@ Missouri
December 4 (S)	Iowa State Kansas State Tulsa Air Force Central Missouri State Oklahoma City	@ Nevada, Las Vegas @ Southern Methodist @ Oklahoma State @ Colorado @ Kansas @ Oklahoma
December 6 (M)	Kansas State West Texas State Oral Roberts Jacksonville	@ North Texas State @ Oklahoma State @ Kansas @ Colorado
December 7 (Tu)	Missouri	@ Toledo
December 8 (W)	Northern Illinois Arkansas State Minnesota St. Louis	@ Kansas State @ Oklahoma State @ Nebraska @ Oklahoma
December 9 (Th)	Kansas	@ Fordham

December 11 (S)	Tulsa Oklahoma State Arkansas Kansas Florida State Nebraska Drake	@ Iowa State @ Oral Roberts @ Colorado @ Kentucky @ Missouri @ Illinois @ Oklahoma
December 13 (M)	California Northwest Missouri	@ Iowa State @ Nebraska
December 15 (W)	Long Beach State	@ Colorado
December 16 (Th)	Arizona State	@ Iowa State
December 17 (F)	Mankato State	@ Kansas
December 17-18 (F-S)	Oklahoma State—Holiday Tournament Missouri— Sun Carnival (Baylor, UTEP, Southern California)	@ Dayton, Ohio @ El Paso
December 18 (S)	Iowa State Central Missouri State Ft. Lewis College Arkansas Texas, Arlington	@ Iowa @ Kansas State @ Colorado @ Kansas @ Oklahoma
December 20 (M)	Kansas Kansas State Nebraska	@ St. Louis @ Arkansas @ Northwestern
December 21 (Tu)	Iowa State Colorado	@ Vanderbilt @ Washington
December 21-22 (Tu-W)	Oklahoma	@ Nevada, Las Vegas (Tour.)
December 22 (W)	Mankato State	@ Nebraska
December 23 (Th)	Kansas State	@ Minnesota
December 27-28-29-30 (M-Tu-W-Th)	Big Eight Pre-Season Tournament	@ Kansas City
January 3 (M)	Nebraska	@ South Carolina
January 4 (Tu)	Iowa State Colorado	@ Drake @ Nevada, Las Vegas (Tent.)
January 5 (W)	Missouri Southern Oklahoma	@ Oklahoma State @ Oral Roberts
January 8(S)	Iowa State Kansas State Oklahoma Missouri	@ Colorado @ Nebraska @ Oklahoma State @ Kansas

January 10 (M)	San Diego State	@ Missouri
January 12 (W)	Iowa State Colorado Oklahoma Oklahoma State	@ Kansas State @ Nebraska @ Missouri @ Kansas
January 15 (S)	Nebraska Kansas State Kansas Missouri	@ Iowa State @ Colorado @ Oklahoma @ Oklahoma State
January 18 (Tu)	Iowa State	@ Kansas
January 19 (W)	Oklahoma Kansas State Missouri	@ Nebraska @ Oklahoma State @ Colorado
January 22 (S)	Oklahoma State Kansas Colorado Nebraska	@ Iowa State @ Kansas State @ Oklahoma @ Missouri
January 26 (W)	Oklahoma Missouri Colorado Kansas	@ Iowa State @ Kansas State @ Oklahoma State @ Nebraska
January 29 (S)	Iowa State Kansas State Colorado Oklahoma State	@ Missouri @ Oklahoma @ Kansas @ Nebraska
January 31 (M)	Drake	@ Iowa State
February 2 (W)	Kansas State Nebraska Missouri Kansas	@ Iowa State @ Colorado @ Oklahoma @ Oklahoma State
February 5 (S)	Iowa State Colorado Oklahoma Oklahoma State	@ Nebraska @ Kansas State @ Kansas @ Missouri
February 9 (W)	Colorado Nebraska Oklahoma State Kansas	@ Iowa State @ Kansas State @ Oklahoma @ Missouri
February 12 (S)	Iowa State Kansas State Oklahoma Missouri	@ Oklahoma State @ Kansas @ Colorado @ Nebraska

February 16 (W)	Kansas Oklahoma State Colorado Nebraska	@ Iowa State @ Kansas State @ Missouri @ Oklahoma
February 19 (S)	Iowa State Kansas State Oklahoma State Nebraska	@ Oklahoma @ Missouri @ Colorado @ Kansas
February 23 (W)	Missouri Oklahoma Kansas Nebraska	@ Iowa State @ Kansas State @ Colorado @ Oklahoma State
February 26 (S)	Play-off, First Round	@ Campus Sites
March 3 (Th)	Play-off, Semi-Finals	@ Kansas City
March 4 (F)	Play-off, Final	@ Kansas City

**BIG EIGHT CONFERENCE TO INITIATE
POST-SEASON TOURNAMENT
AT CONCLUSION OF 1976-77 SEASON**

The Big Eight Conference will implement a post-season tournament to decide the conference's representative to the NCAA Championships commencing with the 1976-77 season. The new tournament will be a single-elimination play-off system to be conducted at the close of the regular season. The first round play-off games will be played on the campus of the first-division teams with the semifinals and final to be played in Kansas City at Kemper Arena. If there is a tie at the conclusion of the regular season, the first-round site and/or pairings will be determined by the Commissioner on the basis of regular-season competition between the teams involved. Pairings for the post-season affair are to be made on the basis of standings at the conclusion of the regular season, with the first place team playing the eighth place squad; number two vs. number seven, etc. Teams one, four, five and eight will make up one bracket with the other bracket consisting of the four remaining teams. The first round playoffs for this season are scheduled for February 26, 1977. The semi-finals and final are slated for March 3-4. The Conference will continue to hold its pre-season tournament in addition to the post-season event.

BIG EIGHT CONFERENCE

1977-78 BASKETBALL SCHEDULE

Dec. 27-28-29-30 (W-S)	Pre-Season Tournament	
January 7 (S)	Colorado Nebraska Oklahoma State Kansas	@ Iowa State @ Kansas State @ Oklahoma @ Missouri
January 11 (W)	Kansas State Nebraska Missouri Kansas	@ Iowa State @ Colorado @ Oklahoma @ Oklahoma State
January 14 (S)	Iowa State Colorado Oklahoma Oklahoma State	@ Nebraska @ Kansas State @ Kansas @ Missouri
January 18 (W)	Kansas Oklahoma State Colorado Nebraska	@ Iowa State @ Kansas State @ Missouri @ Oklahoma
January 21 (S)	Iowa State Kansas State Oklahoma Missouri	@ Oklahoma State @ Kansas @ Colorado @ Nebraska
January 25 (W)	Iowa State Kansas State Oklahoma State Kansas	@ Oklahoma @ Missouri @ Colorado @ Nebraska
January 28 (S)	Missouri Oklahoma Colorado Nebraska	@ Iowa State @ Kansas State @ Kansas @ Oklahoma State
February 1 (W)	Iowa State Colorado Oklahoma Oklahoma State	@ Kansas State @ Nebraska @ Missouri @ Kansas
February 4 (S)	Nebraska Kansas State Kansas Missouri	@ Iowa State @ Colorado @ Oklahoma @ Oklahoma State
February 8 (W)	Iowa State Kansas State Oklahoma Missouri	@ Colorado @ Nebraska @ Oklahoma State @ Kansas

February 11 (S)	Oklahoma State Kansas Colorado Nebraska	@ Iowa State @ Kansas State @ Oklahoma @ Missouri
February 15 (W)	Iowa State Kansas State Missouri Oklahoma	@ Kansas @ Oklahoma State @ Colorado @ Nebraska
February 18 (S)	Oklahoma Missouri Colorado Nebraska	@ Iowa State @ Kansas State @ Oklahoma State @ Kansas
February 25 (S)	Iowa State Kansas State Kansas Oklahoma State	@ Missouri @ Oklahoma @ Colorado @ Nebraska
February 28 (Tu)	Play-off	First Round
March 3 (F)	Play-off	Semi-finals
March 4 (S)	Play-off	Final

1979 BASKETBALL SCHEDULE

January 6 (S)	Kansas Iowa State Nebraska Oklahoma	@ Kansas State @ Colorado @ Missouri @ Oklahoma State
January 10 (W)	Kansas Kansas State Nebraska Missouri	@ Iowa State @ Colorado @ Oklahoma @ Oklahoma State
January 13 (S)	Colorado Iowa State Oklahoma State Oklahoma	@ Kansas @ Kansas State @ Nebraska @ Missouri
January 17 (W)	Kansas Iowa State Oklahoma Nebraska	@ Oklahoma State @ Missouri @ Kansas State @ Colorado
January 20 (S)	Missouri Oklahoma State Kansas State Colorado	@ Kansas @ Iowa State @ Nebraska @ Oklahoma
January 24 (W)	Nebraska Oklahoma Kansas State Colorado	@ Kansas @ Iowa State @ Missouri @ Oklahoma State

January 27 (S)	Kansas Iowa State Oklahoma State Missouri	@ Oklahoma @ Nebraska @ Kansas State @ Colorado
January 31 (W)	Iowa State Colorado Oklahoma Oklahoma State	@ Kansas @ Kansas State @ Nebraska @ Missouri
February 3 (S)	Kansas Kansas State Nebraska Missouri	@ Colorado @ Iowa State @ Oklahoma State @ Oklahoma
February 7 (W)	Kansas State Colorado Missouri Oklahoma State	@ Kansas @ Iowa State @ Nebraska @ Oklahoma
February 10 (S)	Kansas Iowa State Nebraska Oklahoma	@ Missouri @ Oklahoma State @ Kansas State @ Colorado
February 14 (W)	Oklahoma State Missouri Kansas State Colorado	@ Kansas @ Iowa State @ Oklahoma @ Nebraska
February 17 (S)	Kansas Iowa State Missouri Oklahoma State	@ Nebraska @ Oklahoma @ Kansas State @ Colorado
February 24 (S)	Oklahoma Nebraska Kansas State Colorado	@ Kansas @ Iowa State @ Oklahoma State @ Missouri
February 27 (Tu)	Playoff	First Round
March 2 (F)	Playoff	Semi-Finals
March 3 (S)	Playoff	Final

1980 BASKETBALL SCHEDULE


January 5 (S)	Kansas State Colorado Missouri Oklahoma State	@ Kansas @ Iowa State @ Nebraska @ Oklahoma
January 9 (W)	Iowa State Colorado Oklahoma Oklahoma State	@ Kansas @ Kansas State @ Nebraska @ Missouri

January 12 (S)	Kansas Kansas State Nebraska Missouri	@ Colorado @ Iowa State @ Oklahoma State @ Oklahoma
January 16 (W)	Oklahoma State Missouri Kansas State Colorado	@ Kansas @ Iowa State @ Oklahoma @ Nebraska
January 19 (S)	Kansas Iowa State Nebraska Oklahoma	@ Missouri @ Oklahoma State @ Kansas State @ Colorado
January 23 (W)	Kansas Iowa State Missouri Oklahoma State	@ Nebraska @ Oklahoma @ Kansas State @ Colorado
January 26 (S)	Oklahoma Nebraska Kansas State Colorado	@ Kansas @ Iowa State @ Oklahoma State @ Missouri
January 30 (W)	Kansas Kansas State Nebraska Missouri	@ Iowa State @ Colorado @ Oklahoma @ Oklahoma State
February 2 (S)	Colorado Iowa State Oklahoma State Oklahoma	@ Kansas @ Kansas State @ Nebraska @ Missouri
February 6 (W)	Kansas Iowa State Nebraska Oklahoma	@ Kansas State @ Colorado @ Missouri @ Oklahoma State
February 9 (S)	Missouri Oklahoma State Kansas State Colorado	@ Kansas @ Iowa State @ Nebraska @ Oklahoma
February 13 (W)	Kansas Iowa State Oklahoma Nebraska	@ Oklahoma State @ Missouri @ Kansas State @ Colorado
February 16 (S)	Nebraska Oklahoma Kansas State Colorado	@ Kansas @ Iowa State @ Missouri @ Oklahoma State

February 23 (S)	Kansas Iowa State Oklahoma State Missouri	@ Oklahoma @ Nebraska @ Kansas State @ Colorado
February 26 (Tu)	Playoff	First Round
March 1 (F)	Playoff	Semi-Finals
March 2 (S)	Playoff	Final

Nebraska Coaches Win-Loss Record

Coach	Years	At NU	Won	Lost	Pct.
Frank Lehmer	(1897-99)	2	11	0	1.000
T. P. Hewitt	(1899-00)	1	5	0	1.000
Sam Waugh	(1915-16)	1	13	1	.929
Paul Schissler	(1919-21)	2	33	5	.868
E. O. Stiehm	(1911-15)	4	56	14	.800
W. G. Kline	(1923-25)	2	22	13	.629
Fred Morrell	(1901-02)	1	5	3	.625
R. G. Clapp	(1903-09)	6	57	36	.613
W. Hiltner	(1902-03)	1	7	5	.583
Dr. E. J. Stewart	(1916-19)	3	29	22	.569
O. F. Field	(1910-11)	1	10	8	.556
Joe Cipriano	(1963-76)	13	184	149	.555
E. Berry	(1900-01)	1	3	3	.500
Charles T. Black	(1926-32)	6	52	56	.481
Harry C. Good	(1946-54)	8	86	99	.465
Ernest Bearg	(1925-26)	1	8	10	.444
W. H. Browne	(1932-40)	8	64	87	.424
Owen A. Frank	(1921-23)	2	13	21	.382
T. J. Hewiat	(1909-10)	1	6	10	.375
Jerry Bush	(1954-63)	9	82	132	.383
L. F. Klein	(1945-46)	1	7	13	.350
A. J. Lewandowski	(1940-45)	5	24	63	.276
TOTALS		79	777	750	.509



NEBRASKA

ADMINISTRATION

University of Nebraska



Regent
James H. Moylan



Regent
Robert R. Koefoot, M.D.



Regent
Edward Schwartzkopf



Regent
Kermit Hansen



Regent
Robert J. Prokop, M.D., Ph.D.



Regent
Robert G. Simmons, Jr.



Regent
Robert L. Raun



Regent
Kermit Wagner



Regent
William J. Mueller



Regent
Steven E. Shovers



Regent
Christine L. Baker

BOARD OF REGENTS

Nebraska's President



D. B. VARNER

D. B. "Woody" Varner will step down as University of Nebraska President on January 1, 1977 to become Board Chairman of the University of Nebraska Foundation.

Varner became chancellor of the University of Nebraska with University-wide responsibilities on February 1, 1970 after having served 10 years as chancellor of Oakland University in the Michigan State System at Rochester, Michigan. His title changed to President in 1971.

Varner is the chief executive officer of the University of Nebraska which includes the University campuses in Lincoln and all outstate activities; the University of Nebraska at Omaha, and the University Medical Center in Omaha.

The President is a native of Texas and graduated from Texas A&M in 1940. He received the master's degree in political science and economics from the University of Chicago in 1949.

Varner began his career as assistant to the president of the Federal Land Bank of Houston, Texas, in 1940. He served four years in the Armed Services during World War III and attained the rank of lieutenant colonel. Following military service, he served as assistant dean of students at Texas A&M.

From 1949 to 1959, he was a faculty member at Michigan State University at East Lansing. He first served as assistant professor of agriculture and was director of the Cooperative Extension Service from 1952-55. From 1955-59, he was vice president of Michigan State University in charge of off-campus education programs and director of continuing education.

Varner and his wife, Paula, are the parents of three children: Susan, Judith, now Mrs. Arthur Seaman of Bloomington, Ill., and Tom of Rochester, Michigan. The Varners have two grandsons.



Nebraska's Chancellor & Vice President

DR. ROY A. YOUNG

Dr. Roy A. Young took up his duties June 1, 1976, as chief executive officer of the 22,000-student University of Nebraska-Lincoln, which has extension and research facilities throughout the state as well as its two main campuses in Lincoln. He came to Nebraska from Corvallis, Ore., where he was Vice President for Research and Graduate Studies at Oregon State University.

A native of McAlister, New Mexico, Dr. Young, 55, served in his recent post at Oregon State since 1970. He has gained an international reputation as a scientist since joining Oregon State in 1948 as an assistant professor in the Department of Botany and Plant Pathology. He later moved through the academic ranks to professor and became head of the Department in 1958. He was named Dean of Research in 1966. During the fiscal year 1969-70 he served as acting president of Oregon State.

Dr. Young received the B.S. degree at New Mexico State University and holds M.S. and Ph.D. degrees in plant pathology from Iowa State University. The author of more than 60 publications, he is a Fellow of the American Association for the Advancement of Science and the American Phytopathological Society. He also is a member of the American Institute for Biological Sciences, Sigma Xi, Phi Kappa Phi, Phi Sigma, Blue Key, and Sigma Alpha Epsilon fraternity.

He is currently a member of the Executive Committee, Study on Problems of Pest Control: Alternatives to the Use of Pesticides, National Academy of Sciences-National Academy of Engineering; UNESCO U.S. National Committee for Man and the Biosphere; National Academy of Sciences Committee to Review the U.S. Component of the International Biological Program.

Rockefeller Foundation Advisory Panel of Post-Doctoral Fellowships in Environmental Sciences; chairman of the Special Committee on the Environment and Energy of the National Association of State Universities and Land-Grant Colleges, Board of Directors of Pacific Power and Light Company; and the Board of Directors of the Boyce Thompson Institute for Plant Research.

He is past president of the Pacific Division, American Association for the Advancement of Science, former chairman of the Council for Research Policy and Administration of the National Association of State Universities and Land-Grant Colleges, and former member of the Commission on Undergraduate Education in Biological Sciences.

Dr. Young and his wife Marilyn have two children, Janet, 23, and Randall, 21.

BOB DEVANEY
Athletic Director
University of Nebraska



One of the greatest coaches in the history of American football, Bob Devaney is now turning his vast energies toward supervision of the entire athletic program at the University of Nebraska.

Nebraska has one of the finest athletic plants in the nation, thanks to Devaney's inspiration and leadership during the past 15 years.

Since becoming Athletic Director in 1967, Nebraska's Memorial Stadium has an enlarged (9,400) capacity of 76,400—largest in the Big 8—as well as an AstroTurf field and huge press box.

Since 1967, the Cornhuskers have a multi-purpose office building at the south end of Memorial Stadium, and they have an outdoor track facility—Ed Weir Stadium—and a baseball park.

Devaney also spear-headed a drive for the new NU Sports Center that resulted in the Nebraska Legislature voting a cigarette tax to finance a 15,008-seat basketball arena, with adjacent swimming complex and indoor track plant. Wrestling and gymnastics will also be housed in the Center, located at the Nebraska Fairgrounds adjacent to the NU campus.

Few coaches ever achieved the success Devaney did as headmaster of the Nebraska Cornhuskers from 1962 to 1972. During most of that span he was the "winningest coach in the nation," based on percentage of victories. He wound up with three straight Orange Bowl wins to go with his amazing record of nine bowl trips in 11 years, eight Big 8 titles, two national championships, two Outland Trophy winners, a Lombardi Trophy winner, a Heisman Trophy winner and numerous Coach of the Year and similar honors. Twice his teams won four straight titles—1963-1966 and 1969-1972.

In his final season, Devaney's 1972 Huskers went 9-2-1 with a 40-6 win over Notre Dame in the Orange Bowl, and Bob led the nation's active coaches with a lifetime record of 136-30-7 for an .806 winning percentage. That year, too, Johnny Rodgers won the Heisman Trophy and Rich Glover swept the Outland and Lombardi Trophies, a fete never equalled by any other school.

Devaney was named Coach of the Year by the Walter Camp Foundation, the Washington Touchdown Club and the Football Writers Association after Nebraska's Cornhuskers were undefeated in 13 games in 1971, sweeping to the national championship after winning the Game of the Century against Oklahoma, 35-31.

It was the second-straight national championship for Nebraska. The 1970 team was also undefeated (11-0-1), and during the span of 1969 to 1972, the Huskers went 32 games without a defeat. After Nebraska defeated LSU in the 1971 Orange Bowl game to win its first national title, former President Richard Nixon came to Lincoln to bestow a presidential plaque upon Devaney and co-captains Dan Schneiss and Jerry Murtaugh.

The Devaney Huskers reaped countless honors during those two years—AP and UPI trophies, the Grantland Rice Trophy, the MacArthur Bowl, Big 8 and Orange Bowl trophies and Coach of the Year by the Football News.

All Star games were old hat for Devaney who coached in many post-season classics such as the Hula Bowl, the Coaches All America, the All America Bowl, the Blue-Gray and the Shrine East-West. He also coached the College All Stars against the NFL Champion Dallas Cowboys in the 1972 Chicago game.

At Nebraska, Devaney's teams won 101, lost 20 and tied two in 11 years, following his 35-10-5 record at Wyoming. He never had a losing season at Nebraska and he directed three undefeated teams—1965, 1970 and 1971. In 11 years, Devaney's teams went to nine post-season games, winning six and losing three. The Huskers played in the Gotham Bowl, Cotton Bowl, Sugar Bowl, Sun Bowl and four times in the Orange Bowl with Devaney at the helm.


Under Devaney's outstanding leadership, too, the Cornhuskers produced 22 All America players and 72 All Big 8 selections in the past ten years.

Devaney played football as an end at Alma College in Michigan, graduating with a B.S. Degree in 1939.

After starting his coaching career at Big Beaver, Mich., High, Devaney moved to Keego Harbor and Saginaw before spending seven years at Alpena High where his teams had a 52-9-0 record. He then joined Biggle Munn, and later Duffy Daugherty, at Michigan State before becoming head coach at Wyoming in 1957.

Devaney is married to his college sweetheart, the former Phyllis Wiley. His son, Mike, and daughter Patricia, are both graduates of the University of Nebraska. He's a grandfather, too, with Mike's family including a daughter and a son.

FROM THE OLD



Action from last year's game with Iowa State on March 6, 1975, the final contest played in The Coliseum. Nebraska won the game 82-66. Built in 1926, the Huskers had a 328-184 record in The Coliseum.



THE COLISEUM

TO THE

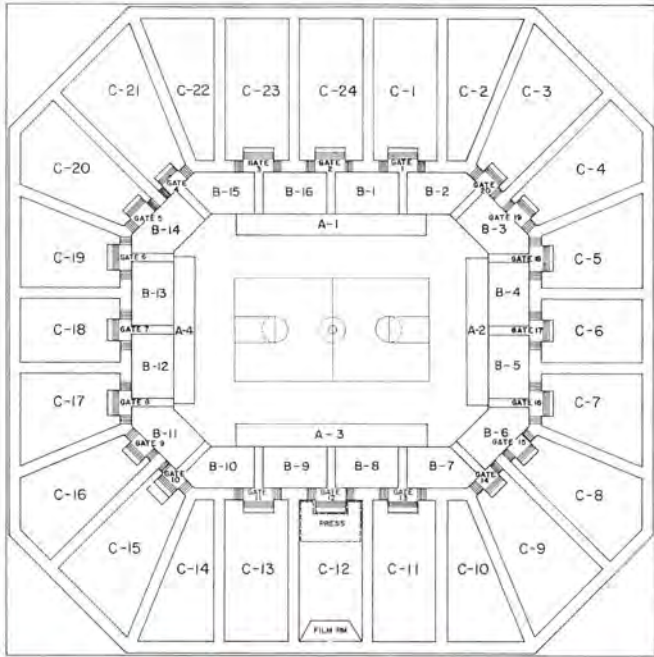


NEBRASKA'S SP

NEW



SPORTS CENTER



NU SPORTS CENTER ARENA LAYOUT (15,008)

On Nov. 27 when Nebraska hosts Iowa, it will be the Huskers first game in their new, 15,008 Nebraska Sports Center.

Located on the State Fairgrounds, the structure, originally a \$12 million project, but increased to \$13 million by interest on bonds, will house facilities for basketball, indoor track, swimming, wrestling and gymnastics, as well as State Fair functions and a host of other activities.

The basketball arena is on the right and the athletic offices are located under the stands on the near side of the arena along with basketball locker areas. Dressing areas for track, wrestling, swimming and gymnastics as well as a practice area for wrestling are situated under the stands at the left end of the arena.

The middle section of the center houses a 25-meter-by 25-yard swimming pool with a separate diving well and seating for 1,000 fans. A practice area for gymnastics is adjacent to the pool area at the far end of the middle section, as shown in the model.

At the left end of the building, the Husker indoor track team will have a 220-yard track with seating for 4,000. Tennis courts are located in the infield of the track.

FACTS ABOUT THE UNIVERSITY OF NEBRASKA

A Brief History—

The University of Nebraska, now an institution of three major components—the University of Nebraska–Lincoln, the University of Nebraska at Omaha and University of Nebraska Medical Center, Omaha—and a collection of agricultural experiment stations and related offices across the state, was chartered by the Nebraska Legislature in 1869 and held its first classes in 1871 in a 3-story brick building on the outskirts of Lincoln.

At its chartering, the University was committed to instruct in agriculture, the “mechanic arts,” and military tactics by the terms of the Land-Grant College Act of 1862 to which the Legislature subscribed. These special endeavors, however, were made parts of the total University program with the result that Nebraska, unlike some of its neighbors, has had but one major institution of higher education.

The early years were fraught with internal ideological conflicts, with financial problems and with shortages of collegiate students. The University not only survived without interruption, it managed to establish the first program of graduate education west of the Mississippi in the mid-1880s. By 1909 it had attained membership in the select Association of American Universities, a tribute to the high quality of its faculty and scholastic programs.

The University of Nebraska–Lincoln now has 10 Colleges, plus three Schools and many other programs. Thirty-nine doctoral level, 61 masters, 110 undergraduate and 15 pre-professional areas of study are offered.

Lack of financial support forced the University in 1888 to close the Medical College it had opened in Lincoln five years earlier. In 1902, the University reentered the field of medical education, taking over the Omaha Medical College. This became the University of Nebraska Medical Center in Omaha.

Since the adoption of the Nebraska constitution in 1875, the University has been governed by an elected Board of Regents. In 1968, pursuant to legislative action and a city-wide election in Omaha, the Board of Regents was made responsible for governance of the former municipal University of Omaha, renamed the University of Nebraska at Omaha. In 1970, the number of Regents was increased from six to eight. This number was increased again in 1974, when a representative of the student body from each of the three campuses became a non-voting member.

In 1971, the chief executive officer of the University was given the title of President. The executive heads of the three components, the University of Nebraska–Lincoln, the University of Nebraska at Omaha, and the University of Nebraska Medical Center, were accorded the titles of Chancellor and Vice President.

Points of Interest on Campus—

Museum—The University of Nebraska State Museum has an outstanding collection of fossil mammals and is world renowned for its Elephant Hall. There are galleries of health science, Nebraska wildlife, zoology, geology and anthropology. In addition to its exhibits on three floors of Morrill Hall at 14th and U, the museum has extensive research collections in Nebraska Hall.

Art—The Sheldon Memorial Art Gallery has one of the finest collections on a university campus. Its sculpture garden is also one of the finest in the nation.

Music—School of Music students and faculty perform regularly in Kimball Recital Hall and throughout the state. There is an active schedule of concerts by University choral and instrumental groups, musical theatre productions and a wide range of musical and dance events by visiting artists. The Weekend With Music is an annual highlight.

Theatre—During the school year there are periodic performances by the University company in Howell Memorial Theatre. A repertory group performs throughout the summer months.

Nebraska Union—This social center of the campus provides a variety of food service facilities and relaxation areas for students and visitors to the campus. It houses the placement center and offices for student organizations. Facilities include book store, bowling alley, pool hall, game rooms, TV rooms, record rooms, study rooms, meeting rooms and ballrooms for large meetings and social events. A new Union is going up on East Campus.

Carillon Tower—Built in 1948, the gift of alumnus Ralph S. Mueller, the tower has become a symbol of the NU Lincoln campus. It houses a 2½ octave electronic English bells carillon, played on ceremonial occasions from a keyboard.

Historical Museum—The State Historical Society has its museum and library on the campus. It features Nebraska lore dating from early Indian relics.

Center for Continuing Education—Conference and hotel facilities at 33rd and Holdrege provide a site for hundreds of adult and youth meetings each year. Continuing education programs are planned by a professional staff. The Center was financed through a grant from the Kellogg Foundation and by public subscription.

Planetarium—Public sky shows are presented daily during the summer and on weekends during the school year. Special shows are also given to University classes and visiting school groups.

Enrollment Data

THE COLLEGES

Name and date established as an independent school.	Enrollment (Fall 1975)
Agriculture (1872)	1,517
Architecture (1973)	438
Arts & Sciences (1871)	5,175
Business Administration (1919)	2,344
Dentistry (1919)	299
Engineering & Technology (1973)	1,391
Graduate (1909)	3,624
Home Economics (1970)	1,060
Law (1891)	471
Pharmacy (1915)	146
Teachers (1908)	2,780
Extension Division	1,207
Undeclared	1,611
Visiting Students	317
Total	22,380

FACULTY

Full-time Equivalent (Budgeted) 1,148

ENROLLMENT DATA (1975)

Undergraduates	17,840
Professional	916
Graduate	3,624
Nebraska Residents	19,916
Out-of-State Residents	2,019
Foreign Students	445
Men	13,221
Women	9,159
DEGREES GRANTED (1974-75)	
Undergraduate	2,813
Professional	191
Graduate	836
Total	3,840

DEGREES GRANTED SINCE FOUNDING
110,777

General Information

University of Nebraska Foundation—The University of Nebraska Foundation is a legally incorporated non-profit organization chartered under Nebraska law. Through its solicitation and investment programs, it provides between \$2 and \$3 million in benefits annually for the University. Among the benefits are: \$750,000 in scholarships and fellowships; \$762,000 in research equipment and support; \$115,000 in support of professorships, and \$47,000 in support of art, museum and library acquisitions. Approximately 18,000 gifts are received by the Foundation each year. Its assets are nearly \$26 million.

Alumni Association—The Nebraska Alumni Association maintains biographical records on all graduates and former students. It publishes the bi-monthly Nebraska Alumnus magazine and the Alumni Sports Reporter for Association members. The Association consists of 97,000 alumni living throughout the world and has a paid membership of 12,000.

Extension Division—The University Extension Division operates the largest university based independent study program in U.S., offering college and high school courses. A class A high school diploma can be obtained. It also provides on-campus night classes and field classes out-state for credit; non-credit conferences and institutes, and instructional media services.

Research—Research is conducted at the University in agriculture, education, business, engineering, law, health sciences, home economics, biographical, physical and social sciences and humanities. Total support of \$5.2 million includes funds from a variety of federal agencies.

Financial Aid—In 1974-75 student financial aid totalled \$1.6 million from scholarships and grants (\$450,000 from University funds), \$4.1 million in loans (National Defense and Federally Insured loans) and \$3.6 million from student employment (work-study and University part-time work). Information on aid can be obtained from the Office of Scholarships and Financial Aid, 113 Administration Building.



BIG EIGHT SERIES HISTORY

Key: (H)—Home Games, (A)—Away, (B)—Big 8 Tournament, (OT)—Overtime

IOWA STATE SERIES RECORD

Games: 159 Won by Nebraska—93 Won by Iowa State—66

Games in the Coliseum: 51 Won by Nebraska—36 Won by Iowa State—15

Year	Neb.	ISU	Year	Neb.	ISU	Year	Neb.	ISU
1908-09	42	20	1928-29	45	39 (H)	1953-54	74	60 (A)
	40	21		33	37 (A)		78	65 (H)
	16	22	1929-30	32	22 (A)	1954-55	76	63 (H)
	31	17		52	50 (H)		75	82 (A)
1909-10	24	21	1930-31	31	19 (H)	1955-56 (OT)	69	71 (H)
	29	26		28	42 (A)		74	94 (A)
	23	34	1931-32	28	24 (A)	1956-57	69	89 (B)
	17	18		32	33 (H)		47	59 (A)
1910-11	41	20	1932-33	25	30 (H)		67	58 (H)
	31	33		43	16 (A)	1957-58	51	61 (B)
	27	31	1933-34	37	31 (A)		52	57 (H)
	22	19		26	21 (H)		63	78 (A)
1911-12	33	12	1934-35	32	31 (H)	1958-59	52	49 (H)
	40	14		14	22 (A)		56	59 (A)
	31	21	1935-36	40	41 (A)	1959-60	53	57 (A)
	31	12		49	20 (H)		69	49 (H)
1912-13	29	12	1936-37	45	33 (H)	1960-61	58	66 (H)
	16	10		48	31 (A)		62	68 (A)
	28	8	1937-38	35	32 (A)	1961-62	72	84 (A)
	24	12		50	23 (H)		66	79 (H)
1913-14	15	9	1938-39	51	44 (H)	1962-63	68	82 (B)
	16	3		28	41 (A)		69	83 (A)
	24	16	1939-40	44	28 (H)		54	75 (H)
	41	13		33	40 (A)	1963-64	55	52 (A)
1914-15	32	15	1940-41	38	35 (A)		57	55 (H)
	25	12		41	36 (H)	1964-65	62	69 (B)
	24	12	1941-42	33	39 (A)		88	79 (H)
	11	25		39	31 (H)		69	65 (A)
1915-16	35	21	1942-43	38	50 (A)	1965-66	76	74 (A)
	31	14		51	36 (H)		81	70 (H)
	23	14	1943-44	24	56 (H)	1966-67	94	82 (H)
	29	17		37	58 (A)		76	55 (A)
1915-17	7	19	1944-45	36	50 (H)	1967-68	70	85 (A)
	17	24		45	47 (A)	(OT)	92	93 (H)
	22	24	1945-46	39	57 (A)	1968-69 (OT)	93	99 (A)
	24	21		45	57 (H)	(OT)	74	75 (H)
1920-21	30	38	1946-47	54	51 (B)	1969-70	74	66 (B)
	33	16		44	61 (A)		70	72 (A)
	37	11		54	56 (H)		87	81 (H)
1921-22	21	14	1947-48	44	55 (A)	1970-71	84	62 (H)
	7	26		62	57 (H)		69	67 (A)
1922-23	21	15	1948-49	71	50 (H)	1971-72	76	71 (H)
	17	21		44	41 (A)		67	76 (A)
1923-24	18	16	1949-50	85	67 (B)	1972-73	64	75 (B)
	27	14		64	46 (H)		60	81 (A)
1924-25	37	17 (H)		56	54 (A)		76	82 (H)
	28	13 (A)	1950-51	51	49 (H)	1973-74 (3OT)	91	88 (H)
1925-26	18	13 (H)		51	67 (A)		58	76 (A)
	27	12 (A)	1951-52	66	75 (B)	1974-75	75	62 (H)
1926-27	35	19		72	78 (A)		69	82 (A)
	24	26		75	53 (H)	1975-76	66	56 (A)
1927-28	37	26 (H)	1952-53	83	79 (B)		82	66 (H)
	32	26 (A)		60	78 (H)	Total	7,435	7,059
				66	93 (A)			

KANSAS STATE SERIES RECORD

Games: 142 Won by Nebraska—60 Won by Kansas State—82
 Games in the Coliseum: 51 Won by Nebraska—30 Won by Kansas State—21

Year	Neb.	KSU	Year	Neb.	KSU	Year	Neb.	KSU
1905-06	50	14	1937-38	46	32 (H)	1957-58	57	88 (B)
1907-08	36	18		29	41 (A)		59	74 (A)
1908-09	38	31	1938-39	38	43 (A)		55	48 (H)
1909-10	16	27		42	34 (H)	1958-59	43	50 (H)
	17	28	1939-40	25	32 (A)		54	76 (A)
1911-12	26	25		61	28 (H)	1959-60	63	71 (B)
1912-13	27	16	1940-41	33	23 (H)		70	60 (H)
1914-15	26	19		32	35 (A)		74	83 (A)
	26	20	1941-42	44	38 (H)	1960-61	67	77 (H)
1915-16	21	20		35	38 (A)		56	75 (A)
	26	25	1942-43	41	32 (A)	1961-62	48	60 (B)
1916-17	13	45	(OT) 50	47 (H)		53	72 (A)	
	10	34	1943-44	54	47 (H)		60	84 (H)
1917-18	31	23		37	40 (A)	1962-63	53	66 (A)
	16	26	1944-45	* 46	49		60	72 (H)
1918-19	32	34		48	70 (A)	1963-64	78	100 (B)
	21	30		47	55 (H)		66	73 (H)
1921-22	25	24	1945-46	* 62	47		48	50 (A)
	21	13		44	37 (H)	1964-65	62	57 (A)
1922-23	21	15		49	54 (A)		67	79 (H)
	14	17	1946-47	54	63 (A)	1965-66	82	71 (A)
1923-24	27	14		54	50 (H)		79	69 (H)
	23	26	1947-48	45	64 (H)	1966-67	81	98 (B)
1924-25	23	11 (A)		49	56 (A)		67	59 (A)
	32	20 (H)	1948-49	34	48 (B)		79	71 (H)
1925-26	26	41 (A)		70	48 (H)	1967-68	66	62 (B)
	21	28 (H)		28	53 (A)		62	78 (A)
1926-27	23	34	1949-50	65	63 (H)		92	68 (H)
	26	24		60	63 (A)	1968-69	72	95 (A)
1927-28	24	29 (H)	1950-51	53	72 (B)		88	71 (H)
	22	28 (A)		50	79 (H)	1969-70	64	71 (H)
1928-29	21	30 (A)		48	74 (A)		62	79 (A)
	62	45 (H)	1951-52	67	87 (B)	1970-71	69	70 (A)
1929-30	41	39 (A)		36	71 (A)		87	71 (H)
	42	46 (H)		60	75 (H)	1971-72	61	60 (H)
1930-31	37	31 (A)	1952-53	80	67 (H)	(OT) 76	81 (A)	
	30	32 (H)		80	108 (A)	1972-73	55	82 (H)
1931-32	20	32 (A)	1953-54	78	74 (B)		70	97 (A)
	32	26 (H)		88	75 (H)	1973-74	47	68 (B)
1932-33	31	25 (H)		70	91 (A)		65	73 (H)
	30	36 (A)	1954-55	69	59 (H)		58	54 (A)
1933-34	24	25 (A)		62	79 (A)	1974-75	63	80 (B)
	38	31 (H)	1955-56	51	79 (B)		74	61 (H)
1934-35	41	47 (A)		52	66 (H)	1975-76	64	65 (A)
	28	21 (H)		50	73 (A)		65	59 (A)
1935-36	43	30 (H)	1956-57	53	89 (A)	Total	5,809	7,425
	40	32 (A)		56	81 (H)	* at Kansas City, Mo.		
1936-37	41	38 (A)						
	40	37 (H)						

OKLAHOMA SERIES RECORD

Games: 122 Won by Nebraska—58 Won by Oklahoma—64
 Games in the Coliseum: 50 Won by Nebraska—27 Won by Oklahoma—23

Year	Neb.	O.U.	Year	Neb.	O.U.	Year	Neb.	O.U.
1920-21	34	20	1942-43	32	56 (H)	1961-62	57	56 (H)
	32	21		48	65 (A)		71	69 (A)
1921-22	21	29	1943-44	35	45 (A)	1962-63	93	86 (B)
	39	34		32	43 (H)		77	84 (A)
1922-23	25	19	1944-45	37	44 (H)		75	77 (H)
	25	31		45	48 (A)	1963-64	66	75 (B)
1923-24	35	21	1945-46	48	70 (A)		76	69 (H)
	20	32		44	51 (H)		76	82 (A)
1924-25	23	18 (A)	1946-47	52	63 (B)	1964-65	82	89 (A)
	31	17 (H)		44	41 (H)		67	63 (H)
1926-27	37	29		49	63 (A)	1965-66	92	79 (B)
	36	26	1947-48	57	79 (A)		86	78 (H)
1927-28	36	38 (H)		74	81 (H)		85	81 (A)
	28	43 (A)	1948-49	45	47 (A)	1966-67	87	99 (A)
1928-29	20	29 (A)		49	56 (H)		97	78 (H)
	34	39 (H)		* 57	56	1967-68	75	65 (B)
1929-30	35	30 (H)	1949-50	57	55 (A)		110	90 (H)
	47	37 (A)		48	64 (H)		89	83 (A)
1930-31	36	30 (A)	1950-51	49	72 (A)	1968-69	70	47 (B)
	41	30 (H)		46	44 (H)		90	83 (H)
1931-32	34	37 (H)	1951-52	67	66 (H)		70	64 (A)
	32	46 (A)		59	65 (A)	1969-70	70	60 (A)
1932-33	35	39 (A)	1952-53	59	53 (A)		79	66 (H)
	27	38 (H)		70	78 (H)	1970-71	67	79 (A)
1933-34	36	44 (H)	1953-54	70	86 (B)		56	65 (H)
	23	53 (A)		76	72 (H)	1971-72	84	66 (B)
1934-35	32	38 (A)		68	76 (A)		77	70 (H)
	32	24 (H)	1954-55	75	67 (H)		70	72 (A)
1935-36	40	33 (A)		76	78 (A)	1972-73	74	67 (H)
	55	28 (H)	1955-56 (OT)	68	61 (A)		59	67 (A)
1936-37	31	34 (H)	(OT)	64	63 (H)	1973-74	63	58 (H)
	33	29 (A)	1956-57	53	55 (A)		68	85 (A)
1937-38	48	50 (A)		64	55 (H)	1974-75	75	64 (B)
	52	42 (H)	1957-58	57	54 (H)		68	61 (A)
1938-39	39	56 (A)		39	66 (A)	(OT)	57	65 (H)
	45	53 (H)	1958-59	60	43 (B)	1975-76	75	53 (B)
1939-40	41	56 (H)		48	54 (A)		68	67 (H)
	28	45 (A)		54	65 (H)		60	65 (A)
1940-41	29	40 (H)	1959-60	54	63 (A)	Total	6,620	6,755
	43	42 (A)		49	50 (H)	* NCAA Playoff at		
1941-42	29	37 (A)	1960-61	58	69 (A)	Kansas City, Mo.		
	41	46 (H)		83	61 (H)			

IOWA SERIES RECORD

Games: 18 Won by Nebraska—7 Won by Iowa—11
 Games in the Coliseum: 7 Won by Nebraska—5 Won by Iowa—2

Year	Neb.	I.U.	Year	Neb.	I.U.	Year	Neb.	I.U.
1906-07	27	17	1942-43	52	43 (H)	1956-57	67	43 (H)
	29	32	1943-44	33	50 (A)	1970-71	73	71 (H)
1907-08	26	39 (A)	1944-45	45	61 (H)	1971-72	77	86 (A)
1929-37	41	26 (H)	1945-46	35	61 (A)	1975-76	65	77 (A)
1931-32	29	34 (A)	1953-54	81	70 (H)	Total	838	876
1934-35	24	31 (H)	1954-55	61	84 (A)			
1941-42	41	34 (A)	1955-56	51	60 (A)			

COLORADO SERIES RECORD

Games: 74 Won by Nebraska—31 Won by Colorado—43

Games in the Coliseum: 30 Won by Nebraska—22 Won by Colorado—8

Year	Neb.	C.U.	Year	Neb.	C.U.	Year	Neb.	C.U.
1902-03	28	12	1956-57	74	52 (H)	1966-67	66	73 (B)
1919-20	27	16		56	60 (A)		84	80 (H)
	24	17	1957-58	50	41 (H)		57	64 (A)
1937-38	29	18 (H)		52	54 (A)	1967-68	87	73 (H)
1947-48	59	55 (A)	1958-59	50	54 (B)		73	76 (A)
	58	53 (H)		50	57 (A)	1968-69	81	83 (A)
1948-49	45	43 (H)		62	61 (H)		79	65 (H)
	56	45 (A)	1959-60	55	64 (B)	1969-70	60	72 (B)
1949-50	57	67 (B)		57	62 (A)		60	58 (H)
	59	72 (A)		54	58 (H)		59	76 (A)
	59	49 (H)	1960-61	65	61 (H)	1970-71	77	67 (B)
1950-51	45	51 (A)		51	66 (A)		65	63 (A)
	58	45 (H)	1961-62	56	58 (H)		85	71 (H)
1951-52	63	68 (B)		63	74 (A)	1971-72	67	55 (H)
	63	61 (H)	1962-63	47	59 (B)		57	67 (A)
	65	67 (A)		47	75 (H)	1972-73	59	67 (H)
1952-53	53	67 (B)		51	80 (A)		63	71 (A)
	80	65 (A)	1963-64	58	80 (B)	1973-74	64	65 (A)
	78	86 (H)		52	60 (H)		65	42 (H)
1953-54	67	75 (H)		73	89 (A)	1974-75	85	59 (H)
	58	83 (A)	1964-65	62	70 (B)		61	62 (A)
1954-55	47	89 (B)		52	67 (A)	1975-76	66	64 (A)
	84	77 (H)		66	59 (H)		80	61 (H)
	66	77 (A)	1965-66	70	63 (H)	Total	4,504	4,666
1955-56	63	78 (A)		88	95 (A)			
	52	77 (H)						

OKLAHOMA STATE SERIES RECORD

Games: 54 Won by Nebraska—32 Won by Oklahoma State—22

Games in the Coliseum: 20 Won by Nebraska—15 Won by Oklahoma State—5

Year	Neb.	OSU	Year	Neb.	OSU	Year	Neb.	OSU
1926-27	24	27 (A)	1963-64	54	53 (H)	1971-72	64	56 (B)
	35	25 (H)		45	81 (A)		73	59 (H)
1927-28	21	32 (H)	1964-65	61	74 (B)		64	63 (A)
	43	47 (A)		54	93 (A)	1972-73	73	75 (B)
1935-36	* 19	36		53	55 (H)		55	68 (H)
1947-48	46	47 (B)	1965-66	45	41 (A)		76	64 (A)
1948-49	** 35	52		85	64 (H)	1973-74	69	62 (B)
1958-59	55	48 (B)	1966-67	73	64 (B)		66	79 (A)
	47	44 (H)		67	57 (A)		71	63 (H)
	39	54 (A)		88	71 (H)	1974-75	73	58 (H)
1959-60	47	52 (A)	1967-68	48	46 (B)		59	58 (A)
	54	47 (H)		63	62 (A)	1975-76	56	49 (B)
1960-61	70	61 (B)		82	73 (H)		52	48 (A)
	47	55 (A)	1968-69	52	76 (H)		60	54 (H)
	61	65 (H)		63	72 (A)	Total	3,077	3,136
1961-62	52	51 (B)	1969-70	58	81 (A)			
	57	56 (H)		61	55 (H)			
	64	65 (A)	1970-71	71	58 (B)			
1962-63	41	51 (A)		80	59 (H)			
	49	48 (H)		57	55 (A)			

* Pre-Olympic at Kansas City, Mo.

** NCAA Playoff at Kansas City, Mo.

MISSOURI SERIES RECORD

Games: 136 Won by Nebraska—64 Won by Missouri—72

Games in the Coliseum: 51 Won by Nebraska—31 Won by Missouri—20

Year	Neb.	M.U.	Year	Neb.	M.U.	Year	Neb.	M.U.
1907-08	43	31	1938-39	41	54 (A)	1957-58	54	55 (A)
1908-09	24	26		36	46 (H)		67	62 (H)
1910-11	26	39	1939-40	33	46 (A)	1958-59	81	69 (H)
	19	16		40	41 (H)		81	79 (A)
	30	23	1940-41	40	29 (H)	1959-60	78	67 (B)
	20	23		38	36 (A)		61	69 (A)
1916-17	16	18	1941-42	51	45 (H)		64	59 (H)
	7	18		41	40 (A)	1960-61	90	72 (B)
1917-18	8	16	1942-43	39	36 (A)		62	48 (H)
1918-19	35	25		56	50 (H)		76	97 (A)
	28	13	1943-44	32	36 (H)	1961-62	65	63 (A)
	28	26		29	44 (A)		63	81 (H)
	21	14	1944-45	41	47 (H)	1962-63	61	69 (H)
1921-22	31	46		54	55 (A)		72	84 (A)
	16	55	1945-46	* 54	63	1963-64	74	69 (H)
1922-23	18	33		44	42 (A)		60	78 (A)
	23	39		42	39 (H)	1964-65	74	92 (H)
1923-24	24	18	1946-47	41	47 (A)		66	84 (A)
	31	11		49	60 (H)	1965-66 (OT)	69	67 (B)
1924-25	20	25 (A)	1947-48	46	44 (B)		82	60 (H)
	24	21 (H)		54	66 (H)		71	53 (A)
1925-26	24	26 (H)		41	47 (A)	1966-67	99	82 (H)
	22	24 (A)	1948-49	50	52 (B)		80	73 (A)
1926-27	35	23		47	46 (H)	1967-68	75	66 (H)
	27	22		52	48 (A)		70	91 (A)
1927-28	15	36 (A)	1949-50	50	41 (H)	1968-69	76	70 (B)
	36	26 (H)		55	48 (A)		87	71 (H)
1928-29	25	30 (H)	1950-51	54	52 (B)		60	79 (A)
	39	33 (A)		54	52 (H)	1969-70	60	48 (H)
1929-30	21	27 (A)		57	68 (A)		63	80 (A)
	34	31 (H)	1951-52	55	60 (H)	1970-71	81	72 (H)
1930-31	42	32 (H)		53	68 (A)		65	77 (A)
	20	33 (A)	1952-53	73	62 (H)	1971-72	64	76 (B)
1931-32	18	30 (A)		59	66 (A)		65	80 (A)
	28	32 (H)	1953-54	57	72 (B)		54	61 (H)
1932-33	33	37 (A)		80	72 (H)	1972-73	65	78 (H)
	31	39 (H)		67	82 (A)		70	86 (A)
1933-34	26	36 (A)	1954-55	58	75 (B)	1973-74	75	58 (H)
	34	27 (H)		59	67 (A)		88	87 (A)
1934-35	31	32 (A)		73	76 (H)	1974-75	74	88 (A)
	21	23 (H)	1955-56	66	71 (B)		80	77 (H)
1935-36	31	26 (H)		83	77 (H)	1975-76	57	62 (H)
	43	33 (A)		80	88 (A)		OT 84	95 (A)
1936-37	31	22 (A)	1956-57	70	65 (B)	Total	7,051	6,971
	50	21 (H)		84	65 (A)			
1937-38	18	27 (H)		53	49 (H)			
	30	38 (A)						

* at Kansas City, Mo.

KANSAS SERIES RECORD

Games: 165 Won by Nebraska—52* Won by Kansas—113

Game in the Coliseum: 52 Won by Nebraska—18 Won by Kansas—34

Year	Neb.	K.U.	Year	Neb.	K.U.	Year	Neb.	K.U.
1897-1898*	W	L	1929-30	20	27 (A)	1955-56	56	80 (A)
1899-1900	48	8 (H)		35	36 (H)		56	60 (H)
1901-02	35	29 (A)	1930-31	31	30 (A)	1956-57	54	69 (H)
1902-03	23	19 (H)		29	34 (H)		60	87 (A)
1905-06	17	37 (H)	1931-32	31	34 (H)	1957-58	46	102 (A)
1906-07	32	19 (A)		19	51 (A)		43	41 (H)
1907-08	20	17 (A)	1932-33	29	32 (A)	1958-59	55	63 (H)
	23	21 (A)		20	34 (H)		50	66 (A)
	26	28 (H)	1933-34	24	21 (H)	1959-60	47	60 (H)
	25	28 (H)		24	25 (A)		74	79 (A)
1908-09	17	36 (A)	1934-35	21	32 (A)	1960-61	53	78 (B)
	13	48 (A)		24	32 (H)		33	38 (H)
	13	18 (H)	1935-36	23	45 (A)		69	68 (A)
	**22	28		36	43 (H)	1961-62	68	69 (B)
	**15	24	1936-37	22	27 (A)		69	67 (A)
	32	29 (A)		37	32 (H)		70	73 (H)
1909-10	17	33 (A)	1937-38	33	48 (A)	1962-63	53	72 (A)
	16	40 (A)		47	50 (H)		39	45 (H)
	20	40 (H)	1938-39	48	37 (H)	1963-64	48	74 (A)
	13	40 (H)		46	49 (A)		55	64 (H)
1910-11	15	11 (A)	1939-40	24	40 (A)	1964-65	56	66 (H)
	12	37 (A)		41	48 (H)		62	71 (A)
	34	24 (H)	1940-41	38	44 (A)	1965-66	61	71 (B)
	38	26 (H)		53	55 (H)		83	75 (H)
1911-12	30	26 (A)	1941-42	32	51 (H)		73	110 (A)
	49	21 (H)		30	58 (A)	1966-67	58	84 (A)
	29	28 (H)	1942-43	24	56 (H)		57	64 (H)
	30	27 (A)		33	52 (A)	1967-68	60	71 (A)
1912-13	40	26 (H)	1943-44	27	51 (A)		76	69 (H)
	18	16 (A)		47	56 (H)	1968-69	56	82 (B)
	***24	30	1944-45	33	48 (A)		52	56 (H)
1914-15	17	45 (A)		59	45 (H)		73	79 (A)
	23	30 (A)	1945-46	45	56 (H)	1969-70	78	73 (B)
1915-16	34	33 (H)		30	72 (A)		84	73 (H)
	40	27 (H)	1946-47	48	46 (H)		87	100 (A)
1916-17	21	19 (A)		37	69 (A)	1970-71	52	72 (B)
	10	30 (A)	1947-48	60	64 (B)		67	81 (H)
1917-18	24	23 (H)		61	57 (A)		54	59 (A)
	25	31 (H)		70	64 (H)	1971-72 (OT)	55	57 (A)
1918-19	17	31 (A)	1948-49	52	34 (H)		99	78 (H)
	29	24 (A)		49	39 (A)	1972-73	74	72 (B)
1921-22	15	25 (H)	1949-50	57	56 (H)		59	46 (A)
	18	41 (A)		36	49 (A)		62	59 (H)
1922-23	20	30 (A)	1950-51	47	63 (B)	1973-74	66	75 (B)
	15	36 (H)		41	66 (A)		64	79 (A)
1923-24	18	19 (A)		52	61 (H)		46	51 (H)
	10	13 (H)	1951-52	66	69 (H)	1974-75	62	63 (B)
1924-25	20	25 (H)		52	90 (A)		44	72 (A)
	20	28 (A)	1952-53	66	73 (B)		(2OT) 77	79 (H)
1925-26	14	25 (H)		59	65 (H)	1975-76	66	69 (B)
	17	30 (A)		58	77 (A)		57	54 (H)
1926-27	27	24 (A)	1953-54	68	79 (A)		62	58 (A)
	25	34 (H)		62	67 (H)	Total	6,841	8,006
1927-28	27	33 (A)	1954-55	66	69 (B)			
	32	28 (H)		66	62 (H)			
1928-29	30	29 (H)		66	55 (A)			
	37	31 (A)						

* KU doesn't count the 1897-98 game

**at Kansas City, Kan.
***at Manhattan, Kan.

BIG EIGHT SERIES RECORDS

Nebraska vs. Colorado—

Consecutive wins (year ended): Nebraska 8 (1949-50, first eight games of series); Colorado 11 (1964-65).

Points scored: Nebraska 88, at Boulder, Mar. 5, 1966; Colorado 95, at Boulder, Mar. 5, 1966.

Combined score: 183, Colorado 95, Nebraska 88, at Boulder, Mar. 5, 1966.

Winning margin: Nebraska 26, in Lincoln, Jan. 25, 1975 (85-59); Colorado 42, at Big 8 Tournament, Dec. 29, 1954 (89-47).

Nebraska vs. Iowa State—

Consecutive wins (year ended): Nebraska 9 (1914-15); Iowa State 7 (1962-63).

Points scored: Nebraska 94, in Lincoln, Feb. 11, 1967; Iowa State 99, at Ames, Jan. 25, 1969.

Combined score: 192, Iowa State 99, Nebraska 93, at Ames, Jan. 25, 1969

Winning margin: Nebraska 29, in Lincoln, Feb. 15, 1936 (49-20); Iowa State 32, in Lincoln, Jan. 8, 1944 (58-35).

Nebraska vs. Kansas—

Consecutive wins (year ended): Nebraska 8 (1912-13); Kansas 12 (twice, 1944-45, 1954-55).

Points scored: Nebraska 99, in Lincoln, Feb. 19, 1972; Kansas 110, at Lawrence, Feb. 26, 1966.

Combined score: 187, Kansas 100, Nebraska 87, at Lawrence, Feb. 17, 1970

Winning margin: Nebraska 40, in Lincoln, Mar. 2, 1900 (48-8, first game of series); Kansas 56, at Lawrence, Feb. 8, 1958 (102-46).

Nebraska vs. Kansas State—

Consecutive wins (year ended): Nebraska 6 (1937-38); Kansas State 11 (1964-65).

Points scored: Nebraska 92, in Lincoln, Feb. 10, 1968; Kansas State 108, at Manhattan, Mar. 10, 1953.

Combined score: 188, Kansas State 108, Nebraska 80, at Manhattan, Mar. 10, 1953.

Winning margin: Nebraska 36, 1905-06 (50-14, first game of series); Kansas State 36, at Manhattan, Feb. 4, 1957 (89-53).

Nebraska vs. Missouri—

Consecutive wins (year ended): Nebraska 6 (three times, 1943-44, 1950-51, 1967-68); Missouri 6 (three times, 1933-34, 1940-41, 1973-74).

Points scored: Nebraska 99, in Lincoln, Jan. 28, 1967; Missouri 97, at Columbia, Mar. 6, 1961.

Combined points: 181, Nebraska 99, Missouri 82, in Lincoln, Jan. 28, 1967.
Winning margin: Nebraska 29, in Lincoln, Feb. 19, 1937 (50-21); Missouri 39, 1921-22 (55-16).

Nebraska vs. Oklahoma—

Consecutive wins (year ended): Nebraska 9 (1970-71); Oklahoma 11 (1946-47).
Points scored: Nebraska 110, in Lincoln, Jan. 27, 1968; Oklahoma 99, at Norman, Jan. 9, 1967.

Combined score: 200, Nebraska 110, Oklahoma 90, in Lincoln, Jan. 27, 1968.
Winning margin: Nebraska 27, in Lincoln, Feb. 24, 1936 (55-28); Oklahoma 30, at Norman, Feb. 17, 1934 (53-23).

Nebraska vs. Oklahoma State—

Consecutive wins (year ended): Nebraska 8 (1968-69); Oklahoma State 6 (1958-59).

Points scored: Nebraska 88, in Lincoln, Mar. 6, 1967; Oklahoma State 93, at Stillwater, Jan. 9, 1965

Combined score: 159, Nebraska 88, Oklahoma State 71, in Lincoln, Mar. 6, 1967.

Winning margin: Nebraska 21, in Lincoln (twice), Mar. 7, 1966 (85-64), Jan. 30, 1971 (80-59); Oklahoma State 39, at Stillwater, Jan. 9, 1965 (93-54).

GOOD ENSHRINED IN CITIZENS HALL OF FAME


Harry Good, Nebraska basketball coach from 1947-54, was cited in 1975 for the Citizens Savings Hall College Basketball Hall of Fame.

Good's career spanned 27 years and he won 306 games and lost 191 for a winning percentage of .631.

With the Hall of Fame honor, Good joins other famous basketball coaches such as Henry Iba, Adolph Rupp and John Wooden in the Citizens Savings Hall College Basketball Hall of Fame.

Good's Career Total

	Yrs.	Won	Lost	Pct.
Indiana Central, 1947-1942	16	187	63	.748
Indiana U., 1944-1946	3	35	29	.547
Nebraska, 1947-54	8	86	99	.465
Totals	27	306	191	.631



1975-76 IN REVIEW

FINAL 1975-76 VARSITY STATS

(27 games)

Season Record: Won 19 Lost 8; Big 8: Won 10 Lost 4

	G-GS	FG-FGA	Pct.	FT-FTA	Pct.	RB	Avg.	A	PF-D	TP	Avg.	High	Points
Fort	27-27	201-452	.445	111-156	.712	87	3.2	85	62-1	513	19.0	34	KSU, h
Cox	27-27	133-198	.672	92-124	.742	166	6.1	77	81-3	358	13.3	25	ISU, h
Siegel	27-27	121-266	.455	40-56	.714	158	5.9	52	71-0	282	10.4	21	MU, a
Willis	27-26	88-222	.396	34-43	.791	40	1.5	66	68-2	210	7.8	15	CU, a
Holder	27-22	65-148	.439	24-37	.649	135	5.0	48	81-3	154	5.7	12	twice
Banks	27-1	42-93	.452	38-49	.776	33	1.2	38	57-1	122	4.5	9	four
Harris	27-4	36-81	.444	28-40	.700	118	4.4	31	59-4	100	3.7	10	Vnn., a
McPipe	20-1	25-67	.373	16-22	.727	58	2.9	5	41-1	86	3.3	16	NW, h
Martin	5-0	3-7	.429	2-3	.667	2	0.4	0	3-0	8	1.6	2	four
Novak	3-0	1-1	1.000	0-2	.000	1	0.3	1	3-0	2	0.7	2	CU, h
Coard	7-0	0-2	.000	0-0	.000	1	0.1	0	3-0	0	0.0		
Team						91							
NU Totals	27	715-1537	.465	385-532	.724	890	33.0	403	529-15	1815	67.2	85	Pac., a
Opp. Totals	27	674-1447	.468	347-518	.670	907	33.6	349	524-17	1695	62.8	95	MU, a

1975-76 Results

Season Results	Top NU Scorer	Top NU Rebounder
58 Illinois 60 (H)	Cox, 14	Cox, 10
79 Northwestern 68 (H)	Fort, 25	Cox-Siegel, 8
65 Iowa 72 (A)	Fort, 25	Fort, 8
63 Washington 75 (H)	Fort, 17	Harris, 11
68 St. Mary's 57 (H)	Cox, 19	Cox, 7
85 Pacific 59 (A-RI)	Fort, 24	McPipe, 13
79 New Mexico St. 75 (A-RI)	Cox, 23	Cox, 9
68 Vanderbilt 57 (A)	Fort, 16	Cox, 12
66 Kansas 69 (A-B8)	Cox, 22	Cox, 11
75 Oklahoma 53 (A-B8)	Cox, 19	Harris, 7
56 Oklahoma St. 49 (A-B8)	Fort, 28	Siegel, 9
72 South Dakota 56 (H)	Cox, 15	Siegel, 13
69 South Carolina 68 (H)	Fort, 28	Siegel-Holder, 6
65 Kansas State 59 (A)	Fort, 34	Cox, 8
68 Oklahoma 67 (H)	Fort, 23	Harris, 6
66 Colorado 64 (A)	Fort, 17	Holder, 7
52 Oklahoma St. 48 (A)	Fort, 16	Siegel-Holder, 7
57 Missouri 62 (H)	Siegel, 17	Siegel, 6
57 Kansas 54 (H)	Fort, 21	Siegel, 7
66 Iowa State 56 (A)	Siegel-Cox, 17	Siegel, 10
60 Oklahoma 65 (A)	Fort, 20	Siegel, 7
80 Colorado 61 (H)	Fort, 18	Cox-Holder-McPipe, 6
53 Kansas St. 65 (H)	Fort, 16	Cox-Harris, 8
84 Missouri 95 (A-OT)	Fort, 22	Siegel, 10
60 Oklahoma St. 54 (H)	Cox, 18	Siegel, 7
62 Kansas 58 (A)	Fort, 17	Holder, 8
82 Iowa State 66 (H)	Fort-Cox, 25	Cox-Holder, 14

Key: (H) Home Games; (A) Away; (RI) Roadrunner Invitational; (B8) Big 8; (OT) Overtime.

FINAL 1975-76 NU BIG EIGHT STATS

14 Games Record: Won 10 Lost 4

	G-GS	FG-FGA	Pct.	FT-FTA	Pct.	RB	Avg.	A	P-FD	TP	Avg.	High Points
Fort	14-14	107-238	.450	57-81	.704	40	2.9	25	37-1	271	19.4	34, KSU, a
Cox	14-14	67-104	.644	41-61	.672	81	5.8	50	48-3	175	12.5	25, ISU, a
Siegel	14-14	65-141	.461	24-33	.727	84	6.0	24	34-0	154	11.0	21, MU, a
Willis	14-13	52-116	.448	26-32	.813	25	1.8	29	34-1	137	9.3	15, CU, a
Holder	14-14	29-72	.403	15-24	.625	78	5.6	27	45-2	73	5.2	11, ISU, h
Banks	14-1	17-39	.436	15-18	.833	18	1.3	18	29-1	49	3.5	8, twice
Harris	14-0	14-37	.378	17-23	.739	58	4.1	17	31-1	45	3.2	8, OU, h
McPipe	7-0	2-10	.200	5-8	.625	15	2.1	3	10-0	9	1.3	4, twice
Martin	2-0	2-4	.500	0-1	.000	0	0.0	0	2-0	4	2.0	2, twice
Novak	2-0	1-1	1.000	0-2	.000	1	0.5	1	3-0	2	1.0	2, CU, h
Coard	3-0	0-1	.000	0-0	.000	1	0.3	0	1-0	0	0.0	
Team						41						

NU Totals	14	356-763	.467	200-283	.707	442	31.6	194	274-9	912	65.1	84, MU, a
Opp. Totals	14	347-754	.460	180-252	.714	435	31.1	170	277-13	874	62.4	95, MU, a

Season Results

Top NU Scorer

Top NU Rebounder

65 Kansas State 59 (A)	Fort, 34	Cox, 8
68 Oklahoma 67 (H)	Fort, 23	Harris, 6
66 Colorado 64 (A)	Fort, 17	Holder, 7
52 Oklahoma State 48 (A)	Fort, 16	Siegel-Holder, 7
57 Missouri 62 (H)	Siegel, 17	Siegel, 7
57 Kansas 54 (H)	Fort, 21	Siegel, 7
66 Iowa State 56 (A)	Siegel-Cox, 17	Siegel, 10
60 Oklahoma 65 (A)	Fort, 20	Siegel, 7
80 Colorado 61 (H)	Fort, 18	Cox-Holder-McPipe, 6
53 Kansas State 65 (H)	Fort, 16	Cox-Harris, 8
84 Missouri 95 (A-OT)	Fort, 22	Siegel, 10
60 Oklahoma State 54 (H)	Cox, 18	Siegel, 7
62 Kansas 58 (A)	Fort, 17	Holder, 6
82 Iowa State 66 (H)	Fort-Cox, 25	Cox-Holder, 14



FINAL 1975-76 NEBRASKA STAT HIGHS

(27 Games)

Player	Most Points	Most Rebounds
Jerry Fort	34, KSU, a	8, Iowa, a
Larry Cox	25, ISU, h	14, ISU, h
Bob Siegel	21, MU, a	13, SD, h
Carl McPipe	16, NW, h	13, Pac., a
Allen Holder	12, twice	14, ISU, h
Steve Willis	15, CU, a	5, KU, B8
Brian Banks	9, four	6, OSU, h
Rickey Harris	10, Van., a	11, Wash., h
Val Martin	2, four	2, OU, B8
Terry Novak	2, twice	

Individual Highs

Points Scored—34, Jerry Fort vs. KSU, a
Field Goals—15, Jerry Fort vs. KSU, a
Field Goal Attempts—27, Jerry Fort vs. MU, a
Field Goal Per Cent—1.000, Bob Siegel (7-7) vs. OU, h
Free Throws—13, Jerry Fort vs. NW, h
Free Throw Attempts—18, Jerry Fort vs. NW, h
Free Throw Per Cent—1.000, 51 times
Assists—11, Jerry Fort vs. NW, h*
Rebounds—14, twice

Team Highs and Lows

Nebraska	Highs	Lows
Points Scored	85, vs. Pac., a	52, vs. OSU, a
One Half	48, vs. Pac., a (1st H)	19, vs. OSU, B8 (2nd H)
Field Goals	35, twice	16, vs. KU, h
Field Goal Attempts	78, vs. SD, h	37, vs. OSU, a
Field Goal Per Cent	62.2, vs. OU, h	37.0, vs. KSU, h
Free Throws	26, vs. CU, a	6, vs. OU, a
Free Throw Attempts	36, vs. NW, h	9, vs. KSU, h
Free Throw Per Cent	96.9, vs. OSU, B8	50.0, vs. OU, a
Rebounds	54, vs. ISU, h	21, vs. OU, h
Assists	25, vs. ISU, h	1, vs. KSU, a
Personal Fouls	27, vs. St. Mary's, h	13, twice
Turnovers	23, twice	4, vs. Pac., a*
Opponents		
Points Scored	95, MU, a	48, OSU, a
One Half	45, MU, a (1st H)	20, OSU, B8 (2nd H)
Field Goals	35, MU, a	18, St. Mary's, h
Field Goal Attempts	65, NW, h	44, St. Mary's, h
Field Goal Per Cent	63.3, MU, a	35.7, OSU, h
Free Throws	25, MU, a	4, KU, h
Free Throw Attempts	33, MU, a	8, KU, h
Free Throw Per Cent	93.7, OU, h	50.0, three
Rebounds	46, twice	23, OU, h
Assists	21, CU, a	5, KSU, a
Personal Fouls	25, twice	10, SD, h
Turnovers	25, three	8, KSU, h

* School Record

FINAL 1975-76 BIG EIGHT STATISTICS

(Conference Games Only)

FINAL STANDINGS

CONFERENCE GAMES

	W	L	Pct.	Pts.	Pts.
Missouri	12	2	.857	1130	961
Kansas State	11	3	.786	980	893
Nebraska	10	4	.714	912	874
Kansas	6	8	.429	850	873
Oklahoma	6	8	.429	897	899
Oklahoma State	4	10	.286	955	991
Colorado	4	10	.286	956	1066
Iowa State	3	11	.214	854	1077

Team Statistics

(Ranked by Final Standings)

	G	FG	FGA	Pct.	FT	FTA	Pct.	REB	PF	TP	Avg.
MISSOURI	14	445	924	.482	240	336	.714	626	266	1130	80.7
Opponents		402	966	.416	157	242	.649	560	314	961	68.6
KANSAS STATE	14	421	891	.473	138	190	.726	547	226	980	70.0
Opponents		377	861	.438	139	184	.755	495	221	893	63.8
NEBRASKA	14	356	763	.467	200	283	.707	442	274	912	65.1
Opponents		347	754	.460	180	252	.714	435	277	874	62.4
KANSAS	14	357	809	.441	136	200	.680	562	273	850	60.7
Opponents		336	806	.417	201	283	.710	506	224	873	62.4
OKLAHOMA	14	354	759	.479	169	233	.725	427	247	897	64.1
Opponents		385	781	.492	129	197	.655	445	264	899	64.2
OKLAHOMA STATE	14	387	849	.456	181	269	.673	478	249	955	68.2
Opponents		404	824	.490	183	243	.753	502	282	991	70.8
COLORADO	14	384	889	.431	188	255	.737	509	246	956	68.2
Opponents		422	933	.452	222	320	.694	572	270	1066	76.1
IOWA STATE	14	387	941	.411	180	263	.684	566	289	954	68.1
Opponents		428	896	.478	221	318	.695	608	278	1077	76.9

Team Leaders

FG Percentage			FT Percentage			Rebound Percentage		
Missouri	445-924	.482	Colorado	188-255	.737	Missouri	626-560	.528
Oklahoma	364-759	.480	Kansas St.	138-190	.726	Kansas	562-506	.526
Kansas St.	421-891	.473	Oklahoma	169-233	.725	Kansas St.	547-495	.525
Nebraska	356-763	.467	Missouri	240-336	.714	Nebraska	442-435	.504
Oklahoma	354-759	.479	Nebraska	200-283	.707	Oklahoma	427-445	.490
Oklahoma St.	387-849	.456	Iowa State	180-263	.684	Oklahoma St.	478-502	.488
Kansas	357-809	.441	Kansas	136-200	.680	Iowa State	566-608	.482
Colorado	384-889	.432	Oklahoma St.	181-269	.673	Colorado	509-572	.471
Iowa State	387-941	.411						

Offense			Defense			Rebounds		
Missouri	1130	80.7	Kansas	873	62.4	Missouri	626	44.7
Kansas State	980	70.0	Nebraska	874	62.4	Iowa State	566	40.4
Colorado	956	68.3	Kansas State	893	63.8	Kansas	562	40.1
Oklahoma State	955	68.2	Oklahoma	897	64.1	Kansas State	547	39.1
Iowa State	954	68.1	Missouri	961	68.6	Colorado	509	36.4
Nebraska	912	65.1	Oklahoma State	991	70.8	Oklahoma State	478	34.1
Oklahoma	897	64.1	Colorado	1066	76.1	Nebraska	442	31.6
Kansas	850	60.7	Iowa State	1077	76.9	Oklahoma	427	30.5

Individual Statistics

SCORING

Player, Team	G	FG	FGA	FT	FTA	TP	Avg.
Willie Smith, Missouri	14	131	277	92	119	354	25.3
Hercle Ivy, Iowa State	12	105	242	48	61	258	21.5
*Mike Evans, Kansas State	14	120	233	51	56	291	20.8
Jerry Fort, Nebraska	14	107	238	57	81	271	19.4
Chuckie Williams, Kansas State	14	118	270	22	31	258	18.4
Art Johnson, Iowa State	14	108	275	40	56	256	18.3
*Rick McNeil, Oklahoma	14	94	198	39	59	227	16.2
*Ronnie Daniel, Oklahoma State	14	90	219	45	61	225	16.1
Norm Cook, Kansas	14	88	184	43	62	219	15.6
*Jim Kennedy, Missouri	14	80	167	48	66	208	14.9
David Logan, Colorado	9	48	116	30	42	126	14.0
*Kim Anderson, Missouri	14	80	155	27	41	187	13.4
*Larry Mueller, Colorado	14	75	172	34	43	184	13.1
*Emmett Lewis, Colorado	14	74	171	32	38	180	12.9
Larry Cox, Nebraska	14	67	104	41	61	175	12.5
*John McCullough, Oklahoma	14	71	140	33	40	175	12.5

REBOUNDING

Player, Team	G	REB	Avg.	Player, Team	G	REB	Avg.
Norm Cook, Kansas	14	130	9.3	*Paul Mokeski, Kansas	14	86	6.1
Art Johnson, Iowa State	14	126	9.0	Dave Logan, Colorado	9	55	6.1
Carl Gerlach, Kansas State	14	122	8.7	*Ken Koenigs, Kansas	14	84	6.0
*Larry Vaculik, Colorado	14	112	8.0	*Bob Siegel, Nebraska	14	84	6.0
*Stan Ray, Missouri	14	109	7.8	*Herb Nobles, Kansas	14	83	5.9
*Kim Anderson, Missouri	14	93	6.6	*Rick McNeil, Oklahoma	14	83	5.9
Lafayette Threatt, Okla. St.	13	86	6.6	Larry Cox, Nebraska	14	81	5.8
*Larry Dassie, Kansas State	12	79	6.6				

FG Percentage

(Minimum of 5 per game)

Player, Team	FG	FGA	Pct.
Larry Cox, Nebraska	67	104	.644
*Billy Graham, Oklahoma	52	84	.619
Carl Gerlach, Kansas State	59	101	.584
Lafayette Threatt, Okla. St.	49	86	.570
*Larry Vaculik, Colorado	65	125	.520
Dave Kragel, Okla. St.	69	133	.519
*Kim Anderson, Missouri	80	155	.516
*Mike Evans, Kansas State	120	233	.515
*John McCullough, Oklahoma	71	140	.507
*Paul Mokeski, Kansas	61	121	.504
Clark Maughan, Okla. St.	38	76	.500
*Stan Ray, Missouri	49	98	.500
*Eli Johnson, Okla. St.	70	145	.483
*Jim Kennedy, Missouri	80	167	.479

FT Percentage

(Minimum of 2 per game)

Player, Team	FG	FGA	Pct.
*Mike Evans, Kansas State	51	56	.911
*Larry Vaculik, Colorado	24	28	.857
*Emmett Lewis, Colorado	32	38	.842
Clark Maughan, Okla. St.	25	30	.833
*John McCullough, Oklahoma	33	40	.825
*Andrew Parker, Iowa State	22	27	.815
Steve Willis, Nebraska	26	32	.813
*Stan Ray, Missouri	25	31	.806
*Cary Carrabine, Oklahoma	27	34	.794
*Eddie Fields, Oklahoma	27	34	.794
*Greg Mueller, Colorado	34	43	.791
Hercle Ivy, Iowa State	48	61	.787
Willie Smith, Missouri	92	119	.773
*Billy Graham, Oklahoma	35	47	.745
*Ronnie Daniel, Okla. St.	45	61	.738

* Return in 1976-77

BIG EIGHT TELEVISION SERIES

January 8—Missouri at Kansas	3:10 P.M. (CST)
January 15—Nebraska at Iowa State	12:10 P.M. (CST)
January 15—Kansas at Oklahoma	2:10 P.M. (CST)
January 22—Colorado at Oklahoma	3:10 P.M. (CST)
January 29—Oklahoma State at Nebraska	3:10 P.M. (CST)
February 5—Oklahoma State at Missouri	3:10 P.M. (CST)
February 12—Kansas State at Kansas	1:40 P.M. (CST)
February 19—Kansas State at Missouri	3:10 P.M. (CST)
February 26—To be selected	3:10 P.M.

FINAL 1975-76 BIG EIGHT STATISTICS

(ALL GAMES**)

Final Standings

	W	L	Pct.	Pts.	Opp. Pts.
Missouri	24	4	.857	2347	1963
Kansas State	20	7	.741	1990	1776
Nebraska	19	8	.704	1815	1695
Kansas	13	13	.500	1646	1645
Oklahoma State	10	16	.385	1823	1814
Oklahoma	9	17	.346	1613	1668
Colorado	7	19	.269	1756	1957
Iowa State	3	24	.111	1896	2215

Team Statistics

(Ranked by Final Standings)

	G	FG	FGA	Pct.	FT	FTA	Pct.	REB	PF	TP	Avg.
MISSOURI	28	934	1922	.486	479	660	.726	1319	547	2347	83.8
Opponents		806	1951	.413	351	519	.676	1124	612	1963	70.1
KANSAS STATE	27	868	1833	.474	254	375	.679	1097	454	1990	73.7
Opponents		756	1678	.451	264	384	.687	1029	446	1776	65.8
NEBRASKA	27	715	1537	.465	385	532	.724	890	529	1815	67.2
Opponents		674	1447	.466	347	518	.670	907	524	1695	62.8
KANSAS	26	688	1552	.443	270	390	.692	1049	515	1646	63.3
Opponents		637	1539	.414	371	540	.687	1006	425	1645	63.3
OKLAHOMA STATE	26	758	1646	.461	307	448	.685	946	474	1823	70.1
Opponents		740	1579	.469	324	453	.715	952	487	1814	69.8
OKLAHOMA	26	657	1453	.452	299	425	.703	825	511	1613	62.0
Opponents		691	1425	.484	286	449	.636	874	484	1668	64.2
COLORADO	26	705	1607	.438	346	492	.703	947	550	1756	67.5
Opponents		783	1717	.456	391	571	.685	1058	508	1957	75.2
IOWA STATE	27	783	1968	.398	330	497	.664	1165	573	1895	70.2
Opponents		684	1839	.481	447	621	.720	1301	527	2215	82.0

Team Leaders

FG Percentage

Missouri	934-1922	.486
Kansas St.	868-1833	.474
Nebraska	715-1537	.465
Okla. State	758-1646	.461
Oklahoma	657-1453	.452
Kansas	688-1552	.443
Colorado	705-1607	.438
Iowa State	783-1968	.398

FT Percentage

Missouri	479-660	.726
Nebraska	385-532	.724
Colorado	346-492	.703
Oklahoma	299-425	.703
Kansas	270-390	.692
Okla. State	307-448	.685
Kansas St.	254-375	.679
Iowa State	330-497	.664

Rebound Percentage

Missouri	1319-1124	.540
Kansas St.	1097-1029	.516
Kansas	1049-1006	.510
Okla. State	946- 952	.498
Nebraska	890- 907	.495
Oklahoma	825- 874	.486
Iowa State	1165-1301	.472
Colorado	947-1058	.472

OFFENSE

Missouri	2347	.83.8
Kansas St.	1990	.73.7
Okla. State	1823	70.1
Iowa State	1896	70.2
Colorado	1756	67.5
Nebraska	1815	67.2
Kansas	1646	63.3
Oklahoma	1613	62.0

DEFENSE

Nebraska	1695	62.8
Kansas	1645	63.3
Oklahoma	1668	64.2
Kansas State	1776	65.8
Okla. State	1814	69.8
Missouri	1963	70.1
Colorado	1957	75.2
Iowa State	2215	82.0

REBOUNDS

Missouri	1319	47.1
Iowa State	1165	43.1
Kansas State	1097	40.6
Kansas	1049	40.3
Colorado	947	36.4
Okla. State	946	36.4
Nebraska	890	33.0
Oklahoma	825	31.7

** Does not include post season games

INDIVIDUAL STATISTICS

ALL GAMES**

Scoring

Player, Team	G	FG	FGA	FT	FTA	TP	Avg.
Willie Smith, Missouri	28	262	557	165	203	689	24.6
Hercle Ivy, Iowa State	25	242	557	86	114	570	22.8
Chuckie Williams, Kansas State	27	258	549	42	56	558	20.7
Jerry Fort, Nebraska	27	201	452	111	156	513	19.0
*Mike Evans, Kansas State	27	208	409	89	81	485	18.0
Art Johnson, Iowa State	27	197	502	66	101	460	17.0
*Jim Kennedy, Missouri	28	171	334	109	144	451	16.1
*Ronnie Daniel, Oklahoma State	26	161	389	89	112	411	15.8
*Emmett Lewis, Colorado	26	170	363	49	67	389	15.0
Norm Cook, Kansas	26	156	337	74	105	386	14.8
*Kim Anderson, Missouri	28	171	323	57	87	399	14.3
Larry Cox, Nebraska	27	133	198	92	124	358	13.3
Dave Logan, Colorado	19	87	222	69	96	243	12.8
*Rick McNeil, Oklahoma	25	127	284	51	76	305	12.2
*Greg Mueller, Colorado	26	125	280	64	83	314	12.1

Rebounding

Player, Team	G	REB	Avg.	Player, Team	G	REB	Avg.
Art Johnson, Iowa State	27	266	9.9	Lafayette Threatt, Okla. St.	25	165	6.6
Carl Gerlach, Kansas State	27	238	8.8	*Ken Koenigs, Kansas	26	172	6.6
*Stan Ray, Missouri	28	235	8.4	Dave Logan, Colorado	19	123	6.5
Norm Cook, Kansas	26	206	7.9	*Paul Mokeski, Kansas	18	115	6.4
*Kim Anderson, Missouri	28	214	7.6	Larry Cox, Nebraska	27	166	6.1
*Larry Vaculik, Colorado	26	188	7.2	*Larry Dassie, Kansas State	24	144	6.0
*Olus Holder, Okla. St.	26	181	7.0	Bob Siegel, Nebraska	27	158	5.9
*Herb Nobles, Kansas	25	171	6.8				

FG Percentage (Minimum of 5 Per Game)

Player	FG	FGA	Pct.
Larry Cox, Nebraska	133	198	.672
*Billy Graham, Oklahoma	77	130	.592
Carl Gerlach, Kansas State	120	210	.571
Lafayette Threatt, Okla. St.	93	166	.560
*Kim Anderson, Missouri	171	323	.529
Dave Krugel, Okla. State	127	244	.520
*James Clabon, Missouri	74	143	.517
*Jim Kennedy, Missouri	171	334	.512
*Mike Evans, Kansas State	208	409	.509
*Larry Vaculik, Colorado	101	200	.505
*Darryl Winston, Kansas St.	90	180	.500
*Ken Koenigs, Kansas	105	212	.495
*Kevin Jones, Oklahoma	66	134	.493
*Paul Mokeski, Kansas	82	170	.482
*Jeff Currie, Missouri	60	125	.480

FT Percentage (Minimum of 2 Per Game)

Player	FT	FTA	Pct.
*Mike Evans, Kansas State	69	81	.852
*Cary Carrabina, Oklahoma	41	50	.820
Willie Smith, Missouri	165	203	.813
*John McCullough, Oklahoma	42	52	.808
*Ronnie Daniel, Okla. St.	89	112	.795
*Greg Mueller, Colorado	64	83	.771
*Ken Koenigs, Kansas	69	91	.758
*Jim Kennedy, Missouri	109	144	.757
Hercle Ivy, Iowa State	86	114	.754
Chuckie Williams, Kansas St.	42	56	.750
Larry Cox, Nebraska	92	124	.742
*Emmett Lewis, Colorado	49	67	.731
*Paul Mokeski, Kansas	27	37	.730
*Andrew Parker, Iowa State	32	44	.727
*Larry Vaculik, Colorado	39	54	.722

* Returns in 1976-77

** Does not include post season games

GAME-BY-GAME IN '75-'76

Illinois 60, Nebraska 58

Lincoln, Neb.

Nov. 28, 1975

Illinois (60)						Nebraska (58)					
	fg-a	ft-a	rb	pf	tp		fg-a	ft-a	rb	pf	tp
Nate Williams	2-8	2-2	4	1	6	Steve Willis	4-9	0-0	2	4	8
Otho Tucker	9-15	0-0	6	3	18	Jerry Fort	5-13	2-2	1	2	12
Mike Washington	3-7	3-3	7	2	9	Larry Cox	3-6	7-8	10	1	14
Rich Adams	10-13	5-7	7	4	25	Rickey Harris	1-4	0-2	5	2	2
Audie Matthews	0-1	0-0	0	2	0	Bob Siegel	4-13	1-2	6	3	9
Larry Lubin	0-0	0-0	0	0	0	Brian Banks	1-2	0-0	1	3	2
Rick Leighty	1-3	0-0	3	2	2	Allen Holder	5-8	0-0	3	0	10
						Carl McPipe	1-2	0-0	2	0	2
Totals	25-47	10-12	27	14	60	Totals	24-57	10-14	30	15	58

Shooting Percentages: Illinois—field goals 53.1, free throws 83.3; Nebraska—field goals 42.1; free throws 71.4.

Attendance: 6,235

Halftime Score: Illinois 26, Nebraska 23

Nebraska 79, Northwestern 68

Lincoln, Neb.

Nov. 29, 1975

Northwestern (68)						Nebraska (79)					
	fg-a	ft-a	rb	pf	tp		fg-a	ft-a	rb	pf	tp
Hilton Hale	4-8	0-2	2	0	8	Allen Holder	0-1	3-4	4	0	3
Bob Svete	5-6	0-0	5	1	10	Bob Siegel	6-10	4-5	8	3	16
James Wallace	1-3	2-4	5	4	4	Larry Cox	8-9	3-7	8	4	19
Tim Teasley	1-4	0-0	0	4	2	Steve Willis	0-2	0-0	0	3	0
Billy McKinney	9-18	4-5	1	3	22	Jerry Fort	6-14	13-18	5	2	25
Tony Allen	4-8	0-0	5	4	8	Brian Banks	0-1	0-0	1	1	0
Bob Hildebrand	3-4	0-1	4	5	6	Rickey Harris	0-1	0-0	2	0	0
Pete Boesen	4-10	0-0	3	2	8	Carl McPipe	7-11	2-2	7	4	16
Jerry Marilke	0-0	0-0	0	0	0						
Bob Klaas	0-4	0-0	1	2	0						
Totals	31-65	6-12	26	25	68	Totals	27-49	25-36	35	17	79

Shooting percentages: Northwestern—field goals 47.6, free throws 50.0; Nebraska—field goals 55.1, free throws 69.4.

Attendance: 5,340

Halftime Score: Northwestern 39, Nebraska 39

GAME-BY-GAME IN '75-'76

Iowa 72, Nebraska 65

Dec. 2, 1975

Iowa City, Iowa

Nebraska (65)					Iowa (72)						
	fg-a	ft-a	rb	pf	tp		fg-a	ft-a	rb	pf	tp
Bob Siegel	3-7	0-0	4	4	6	Dan Frost	3-7	1-5	6	1	7
Allen Holder	3-6	0-1	5	3	6	Larry Parker	1-3	3-4	3	3	5
Larry Cox	5-8	0-0	5	4	10	Bruce King	10-16	5-6	12	3	25
Jerry Fort	11-24	3-7	8	1	25	Cal Wulfsberg	0-1	2-4	0	1	2
Steve Willis	3-8	0-0	4	2	6	Scott Thompson	8-16	2-2	1	3	18
Carl McPipe	1-3	2-2	4	3	4	Archie Mays	3-6	1-1	5	3	7
Brian Banks	3-8	2-2	1	3	8	John Hairston	2-6	0-0	2	1	4
Rickey Harris	0-1	0-0	4	1	0	Mike Gatens	0-3	1-2	3	1	1
						Dick Peth	0-1	3-4	0	0	3
						Clay Hargrave	0-1	0-0	3	2	0
Totals	29-65	7-12	41	21	65	Totals	27-60	18-28	43	18	72

Shooting percentages: Nebraska—44.6 field goals, 58.3 free throws; Iowa—45.0 field goals, 64.3 free throws.

Attendance: 9,200

Halftime score: Nebraska 34, Iowa 28.

Washington 75, Nebraska 63

Dec. 6, 1975

Lincoln, Neb.

Washington (75)					Nebraska (63)						
	fg-a	ft-a	rb	pf	tp		fg-a	ft-a	rb	pf	tp
Lars Hansen	2-6	3-4	4	4	7	Bob Siegel	7-13	2-2	3	4	16
Kim Stewart	5-8	1-2	8	0	11	Carl McPipe	4-8	1-2	3	3	9
James Edwards	8-12	2-5	7	4	18	Larry Cox	3-6	0-0	3	0	6
Chester Dorsey	1-3	6-6	4	0	8	Steve Willis	3-12	0-0	1	5	6
Clarence Ramsey	6-9	1-2	5	1	13	Jerry Fort	6-14	5-6	0	2	17
Larry Jackson	5-7	0-0	3	2	10	Eric Coard	0-1	0-0	0	0	0
Mark Scott	0-0	0-0	1	0	0	Brian Banks	0-3	0-0	0	0	0
Greg Jack	0-3	0-0	0	1	0	Rickey Harris	3-6	3-3	11	4	9
Chris Parker	1-1	0-0	1	3	2	Allen Holder	0-2	0-0	2	0	0
Ken Lombard	3-8	0-0	5	2	6						
Totals	31-57	13-19	38	17	75	Totals	26-65	11-13	23	18	63

Shooting percentages: Washington—54.4 field goals, 68.4 free throws; Nebraska—40.0 field goals, 84.6 free throws.

Attendance: 7,500

Halftime score: Washington 35, Nebraska 28

GAME-BY-GAME IN '75-'76

Nebraska 68, St. Mary's 57

Lincoln, Neb.

Dec. 10, 1975

St. Mary's (57)						Nebraska (68)					
	fg-a	ft-a	rb	pf	lp		fg-a	ft-a	rb	pf	lp
Ralph Walker	4-11	9-10	12	2	17	Bob Siegel	4-10	1-2	3	4	9
Norm Bumgarner	2-5	1-4	3	1	5	Allen Holder	5-10	0-0	6	4	10
Joe Appel	1-4	0-0	7	4	2	Larry Cox	6-7	7-8	7	2	19
Tony Passanisi	2-8	0-0	0	2	4	Steve Willis	1-10	0-0	0	3	2
Dan Dion	3-6	2-3	2	3	8	Jerry Fort	3-8	2-2	1	1	8
Mike Rabago	3-4	4-5	3	3	10	Brian Banks	2-3	2-2	3	4	6
Kent Sluiter	3-5	4-4	5	0	10	Rickey Harris	3-9	0-0	4	4	6
Tom Snyder	0-1	1-3	0	3	1	Carl McPipe	4-7	0-1	4	5	8
Totals	18-44	21-29	32	18	57	Totals	28-64	12-15	28	27	68

Shooting percentages: St. Mary's—40.9 field goal, 72.4 free throw; Nebraska—43.7 field goal, 80.0 free throw.

Attendance: 4,358

Halftime score: Nebraska 34, St. Mary's 23.

Roadrunner Invitational (First round)

Nebraska 85, Pacific 59

Las Cruces, N.M.

Dec. 19, 1975

Nebraska (85)						Pacific (59)					
	fg-a	ft-a	rb	pf	lp		fg-a	ft-a	rb	pf	lp
Steve Willis	6-11	0-0	0	1	12	Myron Jordan	0-0	0-0	0	0	0
Jerry Fort	10-21	4-7	3	0	24	Bruce Palmer	1-2	2-2	1	1	4
Eric Coard	0-0	0-0	0	0	0	Tim Hallemeier	2-4	1-1	3	2	5
Rickey Harris	2-2	0-0	3	5	4	Terence Carney	0-0	0-0	1	1	0
Larry Cox	4-4	2-2	2	4	10	Mike Peet	3-8	0-1	2	1	6
Allen Holder	3-7	0-0	5	2	6	Bill Russell	2-5	0-0	1	2	4
Bob Siegel	4-5	2-3	7	4	10	Steve Manker	1-2	0-0	3	1	2
Val Martin	0-1	0-0	0	0	0	Jim Hurley	3-7	0-2	2	3	6
Carl McPipe	3-11	4-4	13	3	10	George Fowler	3-6	2-6	1	3	8
Brian Banks	2-2	5-5	1	3	9	Vic Baker	9-13	6-10	10	1	24
Totals	34-64	17-21	38	22	85	Totals	24-47	11-22	30	15	59

Shooting percentages: Nebraska—53.1 field goal, 81.0 free throw; Pacific—51.1 field goal, 50.0 free throw.

Halftime score: Nebraska 48, Pacific 30

GAME-BY-GAME IN '75-'76

Roadrunner Invitational (Finals) Nebraska 79, New Mexico State 75 Dec. 20, 1975 Las Cruces, N.M.

Nebraska (79)					New Mexico State (75)						
	fg-a	ft-a	rb	pf	tp		fg-a	ft-a	rb	pt	tp
Steve Willis	3-8	2-3	2	3	8	John DiBiase	1-3	1-2	0	3	3
Jerry Fort	8-14	3-6	4	2	19	Bill Allen	10-19	2-2	4	3	22
Rickey Harris	0-1	2-2	5	5	2	Dexter Hawkins	3-8	2-2	1	2	8
Larry Cox	6-6	11-12	9	2	23	Danny Lopez	2-8	3-4	0	2	9
Allen Holder	6-8	0-0	0	5	12	Bob Dvorak	4-7	1-1	7	4	9
Bob Siegel	1-6	2-3	5	3	4	Jim Drake	0-0	0-0	0	0	0
Carl McPipe	0-0	2-3	0	2	2	Notie Pate	0-0	0-0	0	2	0
Brian Banks	4-9	1-2	1	1	9	Russell Letz	1-2	10-10	8	2	12
						Richard Robinson	2-7	0-0	7	2	4
						Ricky Gibson	4-6	0-2	1	5	8
Totals	28-52	23-31	33	23	79	Totals	28-60	19-23	35	25	75

Shooting percentages: Nebraska—53.8 field goal, 74.2 free throw; New Mexico St.—46.6 field goal, 82.6 free throw.

Attendance: 3,367

Halftime score: Nebraska 42, New Mexico St. 35

Nebraska 68, Vanderbilt 57 Dec. 22, 1975 Nashville, Tenn.

Nebraska (68)					Vanderbilt (57)						
	fg-a	ft-a	rb	pf	tp		fg-a	ft-a	rb	pf	tp
Steve Willis	2-7	0-0	0	4	4	Jeff Fosnes	7-16	6-7	4	1	20
Jerry Fort	6-16	4-4	4	1	16	Joe Ford	1-5	2-4	3	2	4
Larry Cox	1-3	6-6	12	4	8	Butch Feher	7-18	0-1	9	4	14
Bob Siegel	7-17	0-1	4	3	14	John Sneed	2-7	2-3	8	4	6
Allen Holder	3-6	1-1	9	4	7	Carl Crain	4-4	0-1	12	3	8
Brian Banks	4-6	1-2	0	2	9	Dickie Keffer	1-1	0-0	0	3	2
Rickey Harris	3-5	4-4	4	1	10	Tim Thompson	0-0	0-0	1	1	0
Carl McPipe	0-2	0-0	1	2	0	Mike Moore	1-2	0-0	1	4	2
						Neil Memenderfer	0-0	1-2	0	0	1
Totals	26-62	16-18	35	21	68	Totals	23-53	11-18	39	22	57

Shooting percentages: Nebraska—41.9 field goal, 88.9 free throw; Vanderbilt—43.4 field goal, 61.1 free throw.

Attendance: 12,732

Halftime score: Nebraska 24, Vanderbilt 23

GAME-BY-GAME IN '75-'76

Big 8 Tournament (First round)

Kansas 69, Nebraska 66

Kansas City, Mo.

Dec. 27, 1975

Nebraska (66)						Kansas (69)					
	fg-a	ft-a	rb	pf	tp		fg-a	ft-a	rb	pf	tp
Bob Siegel	5-9	0-0	4	4	10	Norman Cook	8-14	4-7	8	2	20
Allen Holder	2-4	0-0	3	1	4	Herb Nobles	2-5	0-0	8	4	4
Larry Cox	9-14	4-5	11	3	22	Ken Koenigs	4-6	0-0	11	5	8
Jerry Fort	5-19	2-4	4	4	12	Clint Johnson	7-13	2-2	3	4	16
Steve Willis	3-14	3-4	5	2	9	Mill Gibson	1-6	0-2	2	4	2
Rickey Harris	2-3	0-1	4	3	4	Paul Mokeski	8-13	3-6	10	2	19
Brian Banks	0-4	5-8	0	0	5						
Carl McPipe	0-0	0-0	1	2	0						
Totals	26-67	14-22	32	19	66	Totals	30-57	9-17	42	21	69

Shooting percentages: Nebraska—38.8 field goal, 36.6 free throw; Kansas—52.6 field goal, 52.9 free throw.

Attendance: 7,128

Halftime score: Kansas 39, Nebraska 31

Big 8 Tournament (Second round)

Nebraska 75, Oklahoma 53

Kansas City, Mo.

Dec. 29, 1975

Nebraska (75)						Oklahoma (53)					
	fg-a	ft-a	rb	pf	tp		fg-a	ft-a	rb	pf	tp
Bob Siegel	2-4	0-0	2	2	4	Billy Graham	1-1	0-0	1	4	2
Allen Holder	2-4	2-2	5	3	6	Kevin Jones	8-13	5-6	8	2	21
Larry Cox	7-8	5-8	4	1	19	John Gordon	1-3	0-0	1	2	2
Jerry Fort	7-16	0-0	3	1	14	Cary Carrabine	5-10	3-3	1	2	13
Steve Willis	4-7	3-4	0	2	11	Eddie Fields	1-7	2-5	5	3	4
Brian Banks	3-5	3-4	2	3	9	Rick McNeill	3-4	0-0	4	4	6
Rickey Harris	2-4	2-2	7	4	6	John McCullough	2-6	0-0	1	2	4
Carl McPipe	2-6	0-0	4	2	4	Gary Raker	0-2	1-3	0	3	1
Eric Coard	0-0	0-0	0	2	0						
Val Martin	0-1	2-2	2	1	2						
Totals	29-55	17-22	29	21	75	Totals	21-46	11-17	21	22	53

Scoring percentages: Nebraska—46.3 field goal, 77.3 free throw; Oklahoma—45.7 field goal, 64.7 free throw.

Attendance: 5,181

Halftime score: Nebraska 35, Oklahoma 24.

GAME-BY-GAME IN '75-'76

Big 8 Tournament (Third round)

Nebraska 56, Oklahoma State 49

Kansas City, Mo.

Dec. 30, 1975

Nebraska (56)						Oklahoma State (49)					
	fg-a	ft-a	rb	pf	tp		fg-a	ft-a	rb	pf	tp
Bob Siegel	5-11	1-1	9	1	11	Olus Holder	3-11	1-1	4	2	7
Allen older	1-5	0-1	2	2	2	Lafayette Threatt	2-4	0-0	8	4	4
Larry Cox	3-5	0-0	5	3	6	Dave Kragel	9-11	1-4	8	4	19
Jerry Fort	10-23	8-8	2	3	28	Fred Stevenson	5-9	2-2	3	2	12
Steve Willis	2-5	0-0	1	2	4	Ronnie Daniel	1-9	1-2	1	4	3
Rickey Harris	2-2	0-1	4	0	4	Eli Johnson	1-2	0-0	3	1	2
Brian Banks	0-1	1-2	2	3	1	Lonnie Boeckman	0-0	0-0	0	0	0
Carl McPipe	0-0	0-0	0	0	0	Alan Rehrig	1-2	0-0	0	0	2
Total	23-52	10-13	25	14	56	Totals	22-48	5-9	27	17	49

Shooting percentages: Nebraska—44.2 field goal, 96.9 free throw; Oklahoma State—45.8 field goal, 55.6 free throw.

Halftime score: Nebraska 37, Oklahoma State 29.

Nebraska 72, South Dakota 59

Lincoln, Neb.

Jan. 3, 1976

South Dakota (59)						Nebraska (72)					
	fg-a	ft-a	rb	pf	tp		fg-a	ft-a	rb	pf	tp
Stan Galloway	1-5	0-0	7	2	2	Bob Siegel	7-15	0-0	13	2	14
Ron Pederson	5-11	2-2	10	2	12	Allen Holder	6-12	0-0	7	1	12
Joe Muetting	5-8	5-8	3	3	15	Larry Cox	6-11	3-3	7	1	15
Brian Powers	8-15	2-2	1	0	18	Steve Willis	0-4	0-0	0	2	0
Rick Nissen	5-15	2-2	3	2	12	Jerry Fort	7-19	0-0	7	3	14
Gary Graner	0-0	0-0	0	0	0	Eric Coard	0-0	0-0	0	0	0
Jay Schmechel	0-1	0-0	4	1	0	Brian Banks	2-5	3-4	2	1	7
						Rickey Harris	4-5	0-0	5	1	8
						Terry Novak	0-0	0-0	0	0	0
						Val Martin	1-2	0-0	0	0	2
						Carl McPipe	0-5	0-0	3	3	0
Totals	24-55	11-14	28	10	59	Totals	33-78	6-7	44	14	72

Shooting percentages: South Dakota—43.6 field goal, 78.5 free throw; Nebraska—42.3 field goal, 85.7 free throw.

Attendance: 5,490

Halftime score: Nebraska 34, South Dakota 29.

GAME-BY-GAME IN '75-'76

Nebraska 69, South Carolina 68

Lincoln, Neb.

Jan., 6, 1976

South Carolina (68)						Nebraska (69)					
	fg-a	ft-a	rb	pf	tp		fg-a	ft-a	rb	pf	tp
Alex English	7-11	6-9	8	2	20	Bob Siegel	1-5	3-4	6	2	5
Nate Davis	8-14	2-3	7	5	18	Allen Holder	0-3	3-4	6	5	3
Bob Mathais	3-8	2-2	5	3	8	Larry Cox	5-7	3-4	2	4	13
Mike Dunleavy	4-8	3-4	5	4	11	Steve Willis	5-9	0-0	1	1	10
Billy Trulltt	4-9	2-2	1	5	10	Jerry Fort	10-14	8-11	5	3	28
Eddie DiRugeri's	0-0	0-0	1	0	0	Brian Banks	3-4	2-3	1	4	8
Jack Gilloon	0-3	0-0	0	3	0	Rickey Harris	0-1	0-2	2	2	0
Bryan Grevey	0-1	0-0	0	1	0	Carl McPipe	1-2	0-0	1	1	2
Mark Greiner	0-0	1-2	2	0	1						
Golie Augustus	0-0	0-0	1	0	0						
Totals	26-54	16-22	31	23	68	Totals	25-45	19-28	26	22	69

Shooting percentages: South Carolina—48.1 field goal, 72.7 free throw; Nebraska—55.5 field goal, 67.8 free throw.

Attendance: 6,410

Halftime score: Nebraska 34, South Carolina 33

Nebraska 65, Kansas State 59

Manhattan, Kan.

Jan. 17, 1976

Nebraska (65)						Kansas State (59)					
	fg-a	ft-a	rb	pf	tp		fg-a	ft-a	rb	pf	tp
Allen Holder	2-6	0-1	3	4	4	Bobby Noland	1-2	0-0	6	3	2
Bob Siegel	1-6	1-2	4	1	3	Darryl Winston	2-5	2-3	5	3	6
Larry Cox	3-6	2-2	8	1	8	Carl Gerlach	4-8	0-0	9	2	8
Steve Willis	3-8	2-2	1	5	8	Chuckie Williams	11-23	2-2	7	2	24
Jerry Fort	15-20	4-4	2	0	34	Mike Evans	5-15	5-6	4	3	15
Rickey Harris	2-3	0-0	2	0	4	Dan Droge	2-5	0-0	1	5	4
Brian Banks	1-1	2-2	0	2	4	Mark Baxter	0-0	0-0	0	1	0
Totals	27-50	11-13	20	13	65	Totals	25-58	9-11	32	19	59

Shooting percentages: Nebraska—54.0 field goal, 84.6 free throw; Kansas State—43.1 field goal, 81.8 free throw.

Attendance: 8,500 (TV)

Halftime score: Kansas State 29, Nebraska 26.

GAME-BY-GAME IN '75-'76

Nebraska 68, Oklahoma 67

Lincoln, Neb.

Jan. 21, 1976

Oklahoma (67)					Nebraska (68)						
	fg-a	ft-a	rb	pf	lp		fg-a	ft-a	rb	pf	lp
Billy Graham	7-9	6-6	4	3	20	Bob Siegel	7-7	2-3	5	3	16
Kevin Jones	5-9	0-0	5	4	10	Allen Holder	2-5	0-0	3	2	4
Rick McNeil	8-14	1-2	7	3	17	Larry Cox	0-2	3-6	3	4	3
Eddie Fields	2-4	6-6	1	4	10	Steve Willis	4-7	2-4	2	1	10
Cary Carrabine	0-2	0-0	1	0	0	Jerry Fort	10-15	3-4	1	1	23
John McCullough	4-8	2-2	4	4	10	Brian Banks	2-5	0-0	1	3	4
						Rickey Harris	3-4	2-3	6	2	8
						Carl McPipe	0-0	0-0	0	0	0
Totals	26-46	15-16	23	18	67	Totals	28-45	12-20	21	16	68

Shooting percentages: Oklahoma—56.5 field goal, 93.7 free throw; Nebraska—62.2 field goal, 60.0 free throw.

Attendance: 8,144

Halftime score: Nebraska 40, Oklahoma 30

Nebraska 66, Colorado 64

Boulder, Colo.

Jan. 24, 1976

Nebraska (66)					Colorado (64)						
	fg-a	ft-a	rb	pf	lp		fg-a	ft-a	rb	pf	lp
Steve Willis	5-9	5-5	1	1	15	Jay Sierra	2-4	0-0	1	4	4
Jerry Fort	6-16	5-8	2	4	17	Emmett Lewis	5-9	0-0	2	5	10
Larry Cox	4-7	7-7	6	4	15	Greg Mueller	5-16	0-0	4	3	10
Bob Siegel	2-8	2-2	6	3	6	Dave Logan	4-13	7-7	5	0	15
Allen Holder	3-3	3-4	7	3	9	Larry Vaculik	4-8	2-3	8	2	10
Rickey Harris	0-4	2-2	6	5	2	Kurt Schoenhoff	4-5	4-5	6	4	12
Brian Banks	0-5	0-0	2	3	0	Clayton Bullard	0-0	0-0	0	2	0
Carl McPipe	0-0	2-2	0	1	2	Jim Cummins	1-1	0-0	1	2	2
						Tom Wente	0-1	1-3	0	2	1
Totals	20-52	26-30	32	24	66	Totals	25-53	14-18	31	24	64

Shooting percentage: Nebraska—38.4 field goal, 86.8 free throw; Colorado—47.1 field goal, 77.7 free throw.

Attendance: 3,200

Halftime score: Nebraska 34, Colorado 33

GAME-BY-GAME IN '75-'76

Nebraska 52, Oklahoma State 48

Stillwater, Okla.

Jan. 28, 1976

Nebraska(52)					Oklahoma State (48)						
	fg-a	ft-a	rb	pf	tp		fg-a	ft-a	rb	pf	tp
Bob Siegel	5-6	3-3	7	3	13	Lafayette Threatt	3-5	2-2	4	3	8
Allen Holder	1-3	2-2	7	3	4	Olus Holder	3-6	1-2	1	4	7
Larry Cox	2-3	0-0	5	3	4	Dave Kragel	2-11	0-2	5	2	4
Jerry Fort	6-14	4-7	1	4	16	Fred Stevenson	3-7	2-3	6	5	8
Steve Willis	1-6	2-2	1	2	4	Ronnie Daniel	6-14	5-6	5	3	17
Rickey Harris	1-2	0-0	4	2	2	Eli Johnson	2-4	0-0	2	2	4
Brian Banks	3-3	2-3	1	1	8	Clark Maughan	0-0	0-0	0	1	0
Carl McPipe	0-0	1-2	0	0	1						
Totals	19-37	14-19	28	18	52	Totals	19-47	10-15	26	20	48

Shooting percentage: Nebraska—51.0 field goal, 74.0 free throw, Oklahoma State—40.0 field goal, 67.0 free throw.

Attendance: 5,300

Halftime score: Nebraska 27, Oklahoma State 22

Missouri 62, Nebraska 57

Lincoln, Neb.

Jan. 31, 1976

Missouri (62)					Nebraska (57)						
	fg-a	ft-a	rb	pf	tp		fg-a	ft-a	rb	pf	tp
Jim Kennedy	5-7	9-10	5	3	19	Bob Siegel	8-17	1-1	6	3	17
Stan Ray	0-4	1-2	5	2	1	Allen Holder	0-1	0-0	4	5	0
Kim Anderson	3-6	2-2	7	3	8	Larry Cox	3-9	0-0	5	3	6
Jeff Currie	3-7	0-5	7	3	6	Steve Willis	6-14	0-0	1	4	12
Willie Smith	11-24	6-7	4	3	28	Jerry Fort	5-12	2-3	2	5	12
Scott Sims	0-1	0-0	0	1	0	Brian Banks	2-3	0-0	0	1	4
James Clabon	0-0	0-0	3	2	0	Rickey Harris	1-2	4-5	4	4	6
						Carl McPipe	0-0	0-1	1	0	0
Totals	22-49	18-26	35	17	62	Totals	25-28	7-10	25	25	57

Shooting percentage: Missouri—44.8 field goal, 69.2 free throw; Nebraska—43.1 field goal, 70.0 free throw.

Attendance: 8,000

Halftime score: Nebraska 30, Missouri 29

GAME-BY-GAME IN '75-'76

Nebraska 57, Kansas 54

Lincoln, Neb.

Feb. 4, 1976

Kansas (54)						Nebraska (57)					
	fg-a	ft-a	rb	pf	tp		fg-a	ft-a	rb	pf	tp
Norm Cook	9-13	3-4	14	4	21	Bob Siegel	3-7	3-4	7	2	9
Ken Koenings	3-5	0-1	5	3	6	Allen Holder	1-3	3-3	5	3	4
Paul Mokeski	6-10	1-2	0	0	13	Larry Cox	4-6	3-6	4	5	11
Clint Johnson	0-6	0-0	3	4	0	Steve Willis	2-3	2-2	1	1	6
Milt Gibson	1-6	0-0	2	5	2	Jerry Fort	5-16	11-14	2	2	21
Cris Barnthouse	0-0	0-0	0	1	0	Brian Banks	1-3	2-2	2	0	4
Herb Nobles	6-12	0-1	2	5	12	Rickey Harris	0-1	2-2	4	1	2
Brad Sanders	0-0	0-0	0	0	0						
Totals	25-52	4-8	29	22	54	Totals	16-39	25-33	25	14	57

Shooting percentages: Kansas—48.0 field goal, 50.0 free throw; Nebraska—41.0 field goal, 75.7 free throw.

Attendance: 7,852

Halftime score: Kansas 25, Nebraska 23.

Nebraska 66, Iowa State 56

Ames, Iowa

Feb. 7, 1976

Nebraska (66)						Iowa State (56)					
	fg-a	ft-a	rb	pf	tp		fg-a	ft-a	rb	pf	tp
Allen Hoder	3-11	0-1	9	1	6	Andrew Parker	2-6	7-9	7	1	11
Bob Siegel	7-11	3-4	10	3	17	Art Johnson	9-22	0-0	15	4	18
Larry Cox	6-7	5-8	9	4	17	Jim Murphy	1-4	0-1	1	1	2
Jerry Fort	5-15	6-8	7	3	16	Evan Varley	0-0	0-0	1	5	0
Brian Banks	1-2	0-1	0	2	2	Roman Butkus	6-8	0-0	5	4	12
Steve Willis	3-8	2-2	2	0	8	Julian Butler	5-14	0-0	1	5	10
Rickey Harris	0-0	0-0	0	0	0	Mike Benjamin	1-4	1-1	2	0	3
						Calvin Freeman	0-1	0-0	0	0	0
						Dale Smith	0-1	0-2	2	1	0
Totals	25-54	16-24	42	13	66	Totals	24-60	8-13	40	21	56

Shooting percentage: Nebraska—46.2 field goal, 75.0 free throw; Iowa State—40.0 field goal, 61.5 free throw.

Attendance: 5,800

Halftime score: Iowa State 28, Nebraska 25.

GAME-BY-GAME IN '75-'76

Oklahoma 65, Nebraska 60

Norman, Okla.

Feb. 11, 1976

Nebraska (60)					Oklahoma (65)						
	fg-a	ft-a	rb	pf	tp		fg-a	ft-a	rb	pf	tp
Allen Holder	2-4	0-0	4	4	4	Billy Graham	3-4	1-3	6	5	7
Bob Siegel	2-7	0-2	7	3	4	John McCullough	4-8	2-3	5	3	10
Larry Cox	6-7	1-4	3	2	13	Rick McNeil	5-13	5-5	9	2	15
Jerry Fort	9-22	2-2	5	4	20	Cary Carrabine	9-16	5-8	3	1	23
Steve Willis	7-10	0-0	2	3	14	Eddie Fields	1-2	2-2	4	4	4
Rickey Harris	0-1	1-2	4	0	1	Gary Raker	3-3	0-0	1	1	6
Brian Banks	1-3	2-2	0	5	4	Craig Wiginton	0-0	0-0	0	0	0
Totals	27-54	6-12	25	21	60	Totals	25-46	15-21	30	16	65

Shooting percentages: Nebraska—50.0 field goal, 50.0 free throw; Oklahoma—54.3 field goal, 71.4 free throw.

Attendance: 4,000

Halftime score: Oklahoma 35, Nebraska 20.

Nebraska 80, Colorado 61

Lincoln, Neb.

Feb. 14, 1976

Colorado (61)					Nebraska (80)						
	fg-a	ft-a	rb	pf	tp		fg-a	ft-a	rb	pf	tp
Greg Mueller	4-7	2-4	6	2	10	Bob Siegel	6-11	0-0	2	0	12
Dave Logan	0-8	0-0	9	0	0	Allen Holder	3-6	0-0	6	3	6
Larry Vaculik	4-6	4-4	1	4	12	Larry Cox	6-7	4-5	6	3	16
Jay Sierra	3-11	2-3	1	4	8	Steve Willis	5-10	2-3	3	4	12
Emmett Lewis	6-14	1-2	3	2	13	Jerry Fort	9-16	0-0	3	4	18
Jim Cummins	0-0	0-0	1	1	0	Eric Coard	0-1	0-0	0	0	0
Kurt Schoenhoff	4-5	3-3	2	3	11	Brian Banks	2-3	4-5	3	3	8
Tom Wente	1-3	0-1	6	1	2	Rickey Harris	2-7	0-1	5	1	4
Alfred Hicks	1-1	0-0	2	2	2	Terry Novak	1-1	0-1	0	1	2
Clayton Bullard	0-0	1-2	0	0	1	Val Martin	1-2	0-0	0	1	2
Dave Bolen	0-1	2-5	1	2	2	Cal McPipe	0-4	0-0	6	4	0
Greg Benjamin	0-1	0-0	0	0	0						
Totals	23-57	15-24	32	21	61	Totals	35-58	10-15	34	24	80

Shooting percentages: Colorado—40.3 field goal, 62.5 free throw; Nebraska—60.3 field goal, 66.6 free throw.

Attendance: 7,752

Halftime score: Nebraska 38, Colorado 22.

GAME-BY-GAME IN '75-'76

Kansas State 65, Nebraska 53

Lincoln, Neb.

Feb. 18, 1976

Kansas State (65)						Nebraska (53)					
	fg-a	ft-a	rb	pf	tp		fg-a	ft-a	rb	pf	tp
Carl Gerlach	3-4	0-0	6	3	6	Bob Siegel	7-16	1-1	5	1	15
Larry Dassie	4-12	4-5	10	3	12	Allen Holder	1-6	0-0	4	2	2
Jerry Black	0-0	0-0	0	1	0	Larry Cox	4-8	0-0	8	5	8
Chuckie Williams	5-18	3-4	2	1	13	Steve Willis	1-6	1-1	4	3	3
Mike Evans	13-21	4-5	4	2	30	Jerry Fort	7-20	2-3	3	1	16
Scott Langton	1-4	0-0	3	3	2	Brian Banks	1-1	0-0	0	2	2
Bobby Noland	1-2	0-0	7	2	2	Rickey Harris	2-5	3-4	8	2	7
Dan Droge	0-1	0-0	1	0	0						
Totals	27-62	11-14	33	15	65	Totals	23-62	7-9	32	16	53

Shooting percentages: Kansas State—43.5 field goal, 78.5 free throw; Nebraska—37.0 field goal, 77.7 free throw.

Attendance: 8,000

Halftime score: Kansas State 27, Nebraska 23.

Missouri 95, Nebraska 84 (OT)

Columbia, Mo.

Feb. 21, 1976

Nebraska (84)						Missouri (95)					
	fg-a	ft-a	rb	pf	tp		fg-a	ft-a	rb	pf	tp
Bob Siegel	8-14	5-7	10	3	21	Jim Kennedy	5-6	4-4	3	4	14
Allen Holder	4-6	1-1	4	5	9	Kim Anderson	8-14	9-12	14	4	25
Larry Cox	7-10	4-6	4	4	18	Stan Ray	1-2	4-4	8	3	6
Jerry Fort	8-27	6-9	3	4	22	Willie Smith	12-21	7-10	6	4	31
Steve Willis	4-14	2-2	1	2	10	Jeff Currie	5-6	0-0	3	5	10
Rickey Harris	1-2	0-0	5	5	2	James Clabon	4-6	1-3	3	1	9
Brian Banks	0-3	0-0	1	0	0	Scott Sims	0-0	0-0	0	2	0
Carl McPipe	0-0	2-2	1	1	2						
Totals	32-76	20-27	29	24	84	Totals	35-55	25-33	37	23	95

Shooting percentages: Nebraska—42.1 field goal, 74.1 free throw; Missouri—63.6 field goal, 75.8 free throw.

Attendance: 11,847

Halftime score: Missouri 45, Nebraska 36.

Regulation: Nebraska 78, Missouri, 78.

GAME-BY-GAME IN '75-'76

Nebraska 60, Oklahoma State 54

Lincoln, Neb.

Feb. 28, 1976

Oklahoma State (54)						Nebraska (60)					
	fg-a	ft-a	rb	pf	tp		fg-a	ft-a	rb	pf	tp
Eli Johnson	3-5	2-4	1	0	8	Bob Siegel	1-8	2-2	7	4	4
Lafayette Threatt	0-5	1-2	6	2	1	Allen Holder	3-4	0-0	0	5	6
Dave Kragel	3-8	0-0	2	2	6	Larry Cox	8-11	2-4	2	4	18
Ronnie Daniel	8-19	1-2	6	1	17	Steve Willis	3-5	5-6	1	4	11
Clark Maughan	0-1	4-4	2	5	4	Jerry Fort	6-13	2-4	3	0	14
Alan Rehrig	0-0	0-0	0	0	0	Eric Coard	0-0	1-0	0	1	0
Fred Stevenson	0-1	2-2	1	0	2	Brian Banks	2-4	0-0	6	2	4
Olus Holder	5-13	4-7	11	5	14	Rickey Harris	1-1	1-2	1	2	3
Lonnie Boeckman	1-4	0-0	2	1	2						
Totals	20-56	14-21	34	16	54	Totals	24-46	12-18	25	21	60

Shooting percentages: Oklahoma State—35.7 field goal, 66.6 free throw; Nebraska—52.1 field goal, 66.6 free throw.

Attendance: 4,500 (TV)

Halftime score: Oklahoma State 32, Nebraska 24.

Nebraska 62, Kansas 58

Lawrence, Kan.

March 3, 1976

Nebraska (62)						Kansas (58)					
	fg-a	ft-a	rb	pf	tp		fg-a	ft-a	rb	pf	tp
Allen Holder	0-3	4-6	8	3	4	Norm Cook	5-10	4-4	8	2	14
Bob Siegel	5-13	1-2	4	2	11	Ken Koenigs	4-7	1-2	4	4	9
Larry Cox	4-6	5-6	4	5	13	Paul Mokeski	3-4	3-4	2	3	9
Steve Willis	5-9	1-1	2	1	11	Clint Johnson	4-11	0-0	1	3	8
Jerry Fort	6-16	5-9	2	1	17	Milt Gibson	2-4	0-0	2	5	4
Rickey Harris	1-4	2-2	8	2	4	Brad Sanders	1-2	0-0	1	2	2
Brian Banks	0-1	2-2	1	1	2	Herb Nobles	6-11	0-0	9	3	12
						Chris Barnthouse	0-0	0-0	0	0	0
Totals	21-52	20-28	34	15	62	Totals	25-49	8-10	32	22	58

Shooting percentages: Nebraska—40.4 field goal, 71.4 free throw; Kansas—51.0 field goal, 80.0 free throw.

Attendance: 9,140

Halftime score: Nebraska 37, Kansas 28.

GAME-BY-GAME IN '75-'76

Nebraska 82, Iowa State 66

Lincoln, Neb.

March 6, 1976

Iowa State (66)						Nebraska (82)					
	fg-a	ft-a	rb	pf	tp		fg-a	ft-a	rb	pf	tp
Al Dixon	3-7	2-4	4	2	8	Bob Siegel	3-10	0-0	4	1	6
Art Johnson	8-17	3-4	2	3	19	Allen Holder	4-11	3-6	14	3	11
Dale Smith	0-2	0-0	2	4	0	Larry Cox	10-15	5-7	14	1	25
Hercle Ivy	7-9	4-5	0	5	18	Steve Willis	3-7	0-2	3	3	6
Evan Varley	1-6	2-2	4	1	4	Jerry Fort	10-16	5-6	4	4	25
Roman Butkus	2-6	0-0	3	4	4	Eric Coard	0-0	0-0	1	0	0
Julian Butler	2-5	2-2	0	0	6	Brian Banks	1-2	1-1	2	4	3
Andrew Parker	1-5	0-2	3	2	2	Rickey Harris	0-1	0-0	2	1	0
Mike Benjamin	2-2	1-2	2	0	5	Terry Novak	0-0	0-1	1	2	0
Calvin Freeman	0-3	0-0	1	0	0	Val Martin	1-2	0-1	0	1	2
Steve Powell	0-1	0-1	1	1	0	Carl McPipe	2-6	0-1	7	4	4
Jim Murphy	0-1	0-0	1	1	0						
Totals	26-64	14-22	27	23	66	Totals	34-70	14-25	54	24	82

Shooting percentage: Iowa State—40.6 field goal, 63.6 free throw; Nebraska—48.5 field goal, 53.8 free throw.

Attendance: 7,683

Halltime score: Nebraska 37, Iowa State 26.





RECORDS AND ALL-TIME SCORERS



JERRY FORT

IS NEBRASKA'S ALL TIME LEADING SCORER

On Dec. 27, 1972, when Nebraska met Iowa State during the first round of the Big 8 Preseason Tournament in Kansas City, then freshman guard Jerry Fort started his first game as a Husker. And what was about to follow would keep Cornhusker basketball fans cheering for the next three years.

Fort ended his Nebraska career last March as the Huskers' all time leading scorer with 1,882 points. He was also the Cornhuskers only three time All Big 8 performer.

He holds every freshman, sophomore and junior scoring record, but ironically, he couldn't break the senior mark of 556-points, or a 21.4 average, set by Marvin Stewart in 1970-71.

His other major scoring record is the most points scored in one game by a Nebraska player. On Feb. 22, 1975 in Lincoln when Nebraska beat Missouri 80-77, Fort scored 40-points and broke the old mark of 38-points, set by Tom Russell vs. Kansas on Feb. 21, 1962.

Not just a scorer, Fort also set the Husker assist mark last year against Northwestern. Not only did he have 11 assists, but he also scored 25-points and hauled down five rebounds to help beat the 'Cats.

Before his graduation from college last May, he was drafted in pro basketball's third round by the World Champion Boston Celtics. However, before he reported to camp, Fort suffered a broken leg in a pickup game. Unfortunately, the leg never healed in time and he didn't make the club.

"Even though Jerry didn't make the pros this year, I don't have to worry about him rebounding from that disappointment," NU head coach Joe Cipriano said. "Because on the court he was the most exciting Nebraska player I've ever coached and off the court, he was a class individual all the way."

CAREER TOTALS

	G-S	FG-FGA	Pct.	FT-FTA	Pct.	Reb.	Avg.	PF-D	TP	Avg.	High Game
1972-73	26-18	151-349	.433	74-104	.712	106	4.0	79-5	376	14.5	27, Kan., B8
1973-74	26-26	207-484	.428	54-88	.614	110	4.2	71-1	468	18.0	33, Mo., a
1974-75	26-26	218-508	.429	89-138	.645	91	3.5	70-1	525	20.2	40, Mo., h
1975-76	27-27	201-452	.445	111-156	.712	87	3.2	62-1	513	19.0	34, KSU, a
Totals	105-97	777-1793	.433	328-486	.675	394	3.8	282-8	1882	17.9	40, Mo., h



TOM BAACK

6-5 . . . 195 . . . Forward

Fort Wayne, Ind.

Baack was the Huskers No. 1 scorer until Jerry Fort captured all the scoring records. Featuring a satin smooth jump shot, the 6-5 forward played on three straight winning Nebraska teams. High school honors included All-State in basketball and All-City in basketball and football. A native Nebraskan, Tom was born in North Platte. A fine all around athlete, Tom also enjoys golf and baseball and earned three letters each in basketball, track and football at Concordia High.

BAACK'S STATISTICS

Year	G	FG	FGA	Pct.	FT	FTA	Pct.	RB	TP	Avg.
1965-66	25	147	325	.542	92	108	.852	106	386	15.4
1966-67	25	186	399	.466	71	85	.835	152	443	17.7
1967-68	25	191	412	.466	82	99	.828	134	464	18.6
TOTALS	75	524	1136	.462	245	292	.836	392	1293	17.2



STUART LANTZ

6-3 . . . 185 . . . Guard

Uniontown, Pa.

A Pennsylvania paper referred to him as the man with a golden hand. Husker followers knew him as Stu, the jumping jack from Uniontown who teamed with Tom Baack to give the Huskers a potent 1-2 punch that has yet to be matched. All-State and All-American at Uniontown High and two years All-Big 8. Now playing with Los Angeles in the National Basketball Association.

LANTZ'S STATISTICS

Year	G	FG	FGA	Pct.	FT	FTA	Pct.	RB	TP	Avg.
1965-66	25	125	290	.431	56	85	.659	199	306	12.2
1966-67	25	189	368	.513	100	129	.775	193	478	19.1
1967-68	25	173	349	.495	136	181	.757	179	482	19.2
TOTALS	75	487	1007	.485	292	395	.737	571	1266	16.8



CHUCK JURA

6-10 . . . 220 . . .

Center-Forward
Schuyler, Neb.

The best all-around big man in Nebraska history. Jura's 1,255 career points was the fourth highest ever and missed being third by only 11 points. His 551 points as a senior barely missed Marvin Stewart's season record of 556 and his 21.2 ppg average was only the second over 20 in the first 75 years of Nebraska basketball history. The big kid from Schuyler also set records for field goal percentage in a season (.592) and career (.549), single-season rebounds (305), and season field goals (220). Chuck is now playing in Italy.

JURA'S STATISTICS

Year	G	FG	FGA	Pct.	FT	FTA	Pct.	RB	TP	Avg.
1969-70	25	99	205	.483	51	86	.593	192	249	9.9
1970-71	26	181	306	.592	95	160	.594	243	455	17.5
1971-72	26	220	399	.551	111	181	.613	305	551	21.2
TOTALS	77	500	910	.549	257	427	.602	740	1,255	16.3



MARVIN STEWART

6-3 . . . 180 . . . Guard
Chicago, Ill.

One of the finest fast-breaking guards in Nebraska history. Marvin had exceptional break-away speed and tremendous ball handling ability. Despite missing 12 games his junior year, he ranks fifth behind Jerry Fort, Tom Baack, Stu Lantz and Chuck Jura on the Husker all-time scoring chart. Marv edged Tom Baack's record career ppg average by .002 (17.242-17.240). In his senior year, "Marvelous Marv" became Joe Cipriano's third All Big Eight performer. His 21.4 scoring average and 556 points are both records.

STEWART'S STATISTICS

Year	G	FG	FGA	Pct.	FT	FTA	Pct.	RB	TP	Avg.
1968-69	26	137	321	.426	107	150	.720	66	386	14.6
1969-70	14	83	174	.477	35	56	.625	28	201	14.3
1970-71	26	215	426	.505	126	153	.824	54	556	21.4
TOTALS	66	435	921	.472	268	359	747	148	1138	17.2



HERSCHELL TURNER
6-2 . . . 190 . . . Guard-Forward
Indianapolis, Ind.

Teamed with Al Maxey to provide another great 1-2 punch for past Cornhusker teams. A fine shooter, he also had great leaping ability. Held the Husker mark for most rebounds in a season (244 in 1958-59) until Leroy Chalk broke the record in 1968-69 with 257 caroms. A leader of the Jerry Bush "give & go" type of basketball, Turner was noted for his sharp passing and rough defensive play as well as his always potent scoring punch.

TURNER'S STATISTICS

Year	G	FG	FGA	Pct.	FT	FTA	Pct.	RB	TP	Avg.
1959-60	24	143	326	.438	96	155	.619	193	382	15.9
1958-59	25	146	361	.404	136	183	.743	244	428	17.1
1957-58	23	82	211	.389	82	136	.608	189	246	10.7
TOTALS	72	371	898	.413	314	474	.662	626	1056	14.7



TOM SCANTLEBURY
6-2 . . . 180 . . . Guard
Oakland, Calif.

An electrifying, ball-handling wizard, Tom led the Huskers in scoring his junior and senior years. Able to run with reckless abandon, yet stop and put up the smooth jump shot. A great crowd pleaser, the capability to break a game wide open was always with the graduate of Oakland Skyline High. Second team All Big 8 his senior year. Begins his third year as a high school basketball coach at Ft. Calhoun, Neb.

SCANTLEBURY'S STATISTICS

Year	G	FG	FGA	Pct.	FT	FTA	Pct.	RB	TP	Avg.
1967-68	24	111	268	.518	83	108	.769	86	309	12.8
1968-69	26	118	269	.438	63	91	.692	79	299	11.5
1969-70	25	140	298	.470	81	104	.779	102	361	14.4
TOTALS	75	369	835	.441	227	303	.748	267	969	12.9



NATE BRANCH

**6-4 . . . 195 . . . Guard-Forward
Palo Alto, Calif.**

One of the quickest basketball players to ever perform for the University of Nebraska. A fine musician, Nate organized his own combo on campus and played nightclub spots during the off season. He just recently wrote a new theme song for the Harlem Globetrotters, as he played and toured with the basketball magicians. One of Joe Cipriano's first recruits at NU. His great break-away speed made him the nucleus of Cipriano's run & gun style of ball.

BRANCH'S STATISTICS

Year	G	FG	FGA	Pct.	FT	FTA	Pct.	RB	TP	Avg.
1964-65	25	100	238	.420	57	92	.620	110	257	10.3
1965-66	25	130	315	.414	78	107	.729	170	338	13.5
1966-67	25	137	319	.429	89	121	.737	190	363	15.6
TOTALS	75	367	872	.421	224	320	.700	470	958	12.8



LEROY CHALK

**6-7 . . . 218 . . . Center
Big Sandy, Texas**

Small for a center at 6-7, Leroy nearly always had to compete against taller opponents. But using his quickness and tremendous strength, he dominated the boards for three years. As a sophomore, he set a new single-season rebounding record with 257 caroms and as a senior, broke his old record with 290. He wound up with 782 career rebounds, easily smashing Rex Ekwall's old mark of 692.

CHALK'S STATISTICS

Year	G	FG	FGA	Pct.	FT	FTA	Pct.	RB	TP	Avg.
1968-69	26	98	182	.538	35	57	.615	257	231	8.8
1969-70	24	91	184	.495	46	77	.597	235	228	9.5
1970-71	26	102	189	.540	52	63	.825	290	246	9.5
TOTALS	76	291	555	.524	133	197	.675	782	705	9.3

ALL-TIME TOP SCORERS

JERRY FORT

Year	G	FG	FGA	Pct.	FT	FTA	Pct.	RB	TP	Avg.
1972-73	26	151	349	.433	74	104	.712	106	376	14.5
1973-74	26	207	484	.428	54	88	.614	110	468	18.0
1974-75	26	218	508	.429	89	138	.645	91	525	20.2
1975-76	27	201	452	.445	111	156	.712	87	513	19.0
TOTALS	105	777	1793	.433	328	486	.675	394	1882	17.9

TOM BAACK

1965-66	25	147	325	.452	92	108	.852	106	386	15.4
1966-67	25	186	399	.466	71	85	.835	152	443	17.7
1967-68	25	191	412	.466	82	99	.828	134	464	18.6
TOTALS	75	524	1136	.462	245	292	.839	392	1293	17.2

STUART LANTZ

1965-66	25	125	290	.431	56	85	.659	199	306	12.2
1966-67	25	189	368	.513	100	129	.775	193	478	19.1
1967-68	25	173	349	.495	136	181	.757	179	482	19.2
TOTALS	75	487	1007	.485	292	395	.737	571	1266	16.8

CHUCK JURA

1969-70	25	99	205	.483	51	86	.593	192	249	9.9
1970-71	26	181	306	.592	95	160	.594	243	455	17.5
1971-72	26	220	399	.551	111	181	.613	305	551	21.2
TOTALS	77	500	910	.549	257	427	.602	740	1255	16.3

MARVIN STEWART

1968-69	26	137	321	.426	107	150	.720	66	381	14.6
1969-70	14	83	174	.477	35	56	.625	28	201	14.3
1970-71	26	215	426	.505	126	153	.824	54	556	21.4
TOTALS	66	435	921	.472	268	359	.747	148	1138	17.2

HERSCHELL TURNER

1959-60	24	143	326	.438	96	155	.619	193	382	15.9
1958-59	25	146	361	.404	136	183	.743	244	428	17.1
1957-58	23	82	211	.389	82	136	.608	189	246	10.7
TOTALS	72	371	898	.413	314	474	.662	626	1056	14.7

TOM SCANTLEBURY

1967-68	24	111	268	.418	83	108	.769	86	309	12.8
1968-69	26	118	269	.438	63	91	.692	79	299	11.5
1969-70	25	140	298	.470	81	104	.779	102	361	14.4
TOTALS	75	369	835	.441	227	303	.748	267	969	12.9

NATE BRANCH

1964-65	25	100	238	.420	57	92	.620	110	257	10.3
1965-66	25	130	315	.414	78	107	.729	170	338	13.5
1966-67	25	137	319	.429	89	121	.737	190	363	15.6
TOTALS	75	367	872	.421	224	320	.700	470	958	12.8

REX EKWALL

1955-56	21	102	237	.430	108	151	.715	224	312	14.8
1956-57	23	106	259	.409	95	127	.748	214	307	13.3
1954-55	21	88	194	.453	85	116	.733	241	261	12.4
TOTALS	65	296	690	.429	288	394	.731	679	880	13.6

GRANT SIMMONS

1963-64	24	63	161	.393	39	66	.591	59	165	6.8
1964-65	24	111	281	.395	82	121	.678	88	304	12.2
1965-66	25	131	267	.491	118	163	.724	68	380	15.2
TOTALS	74	305	709	.431	239	350	.683	215	849	11.3

BOB GRATOPP

1967-68	25	86	204	.422	91	111	.820	154	263	10.5
1968-69	26	92	218	.422	141	178	.791	133	325	12.5
1969-70	25	77	186	.414	84	111	.757	125	238	9.5
TOTALS	76	255	608	.419	316	400	.790	412	826	10.8

JAMES BUCHANAN

1951-52	24	173	484	.357	54	69	.607	127	400	16.7
1950-51	22	114	299	.382	56	80	.700	*	284	12.9
1949-50	23	58	159	.365	21	34	.610	*	137	5.9
3-years	69	345	942	.366	131	203	.645	*	821	11.9

CLAUDE RUTHERFORD

1948-49	26	124	434	.286	63	95	.663	*	311	11.9
1947-48	24	102	334	.305	55	96	.573	*	259	10.8
1946-47	24	92	322	.283	60	92	.652	*	244	10.2
3-years	74	318	1090	.292	178	283	.629	*	814	11.0

* Not available.

VARSITY RECORDS**FRESHMAN RECORDS**

Most FGs—Jerry Fort, 1972-73	151
Most FGs Attempted—Jerry Fort, 1972-73	349
Best FG Percent—Jerry Fort, 1972-73433
Most FTs—Jerry Fort, 1972-73	74
Most FTs Attempted—Jerry Fort, 1972-73	104
Best FT Percent—Jerry Fort, 1972-73712
Most Points—Jerry Fort, 1972-73	376
Most Points, One game—Jerry Fort vs. Kansas, 1972-73	27
Best Average—Jerry Fort, 1972-73	14.5
Most Rebounds—Jerry Fort, 1972-73	106

SOPHOMORE RECORDS

Most FGs—Jerry Fort, 1973-74	207
Most FGs Attempted—Jerry Fort, 1973-74	484
Best FG Percent—Larry Cox, 1973-74579
Most FTs—Marvin Stewart, 1968-69	107
Most FTs Attempted—Marvin Stewart, 1968-69	150
Best FT Percent—Tom Baack, 1965-66852
Most Points—Jerry Fort, 1973-74	468
Best Average—Jerry Fort, 1973-74	18.0
Most Rebounds—Leroy Chalk, 1968-69	257

JUNIOR RECORDS

Most FGs—Jerry Fort, 1974-75	218
Most FGs Attempted—Jerry Fort 1974-75	508
Best FG Percent—Chuck Jura, 1970-71592
Most FTs—Bob Gratop, 1968-69	141
Most FTs Attempted—Herschell Turner, 1958-59	183
Best FT Percent—Tom Baack, 1966-67835
Most Points—Jerry Fort, 1974-75	525
Best Average—Jerry Fort, 1974-75	20.2
Most Rebounds—Herschell Turner, 1958-59	244

SENIOR RECORDS

Most FGs—Chuck Jura, 1971-72	220
Most FGs Attempted—Jim Buchanan, 1951-52	484
Best FG Percent—Larry Cox, 1975-76672
Most FTs—Stuart Lantz, 1967-68	136
Most FTs Attempted—Bill Johnson, 1953-54	212
Best FT Percent—Tom Baack, 1967-68835
Most Points—Marvin Stewart, 1970-71	556
Best Average—Marvin Stewart, 1970-71	21.4
Most Rebounds—Chuck Jura, 1971-72	305

CAREER RECORDS

Most FGs—Jerry Fort, 1972-76	777
Most FGs Attempted—Jerry Fort, 1972-76	1,793
Best FG Percent—Larry Cox, 1973-76625
Most FTs—Jerry Fort, 1972-76	328
Most FTs Attempted—Jerry Fort, 1972-76	486
Best FT Percent—Tom Baack, 1966-67-68839
Most Points—Jerry Fort, 1972-76	1,882
Best Average—Jerry Fort, 1972-76	17.9
Most Rebounds—Leroy Chalk, 1969-70-71	782

INDIVIDUAL ONE GAME RECORDS

Most FGs—16, Marvin Stewart vs. Nevada, Dec. 14, 1970
Most FGA—34, Several Players
Most FTs—16, Tom Russell vs. Kansas, Feb. 21, 1962
Most FTA—20, Bill Johnson vs. Missouri, Jan. 21, 1953
Most Points—40, Jerry Fort vs. Missouri, Feb. 22, 1975
Most Rebounds—26, Bill Johnson vs. Iowa State, Jan. 4, 1954
Most Assists—11, Jerry Fort vs. Northwestern, Nov. 29, 1975

TEAM RECORDS

Most FGs—44, vs. Missouri, Jan. 28, 1967
Most FGA—97, vs. California State, Dec. 4, 1967
Most FTs—41, vs. Missouri, Jan. 16, 1956
Most FTA—60, vs. Kansas State, Jan. 11, 1954
Most Points—116, vs. Nevada, Dec. 14, 1970
Most Consecutive FTs—25, vs. Oklahoma in Big 8 Tourney, Dec. 28, 1967
Best FT Percent—96.9 (10-13) vs. Oklahoma State in Big 8 Tourney, Dec. 30, 1975
Least Turnovers—4, vs. Pacific, Dec. 19, 1975

MISCELLANEOUS RECORDS

Most Points in Overtime Game—94 vs. Wichita State (Nebr. 94, Wichita St. 92, 3 OT), December 10, 1968
Most Total Points (Home)—187, (Nebraska 116, Nevada 71), Dec. 14, 1970
Most Total Points (Away)—205, (Marshall 119-Nebraska 87, 1967 NIT)
Most Points by an Opponent—119, Marshall, 1967 NIT
Most Points One Season—1,929, in 1965-66
Most FGs One Season—752, in 1970-71
Most Rebounds One Season—1,062, in 1965-66

ALL-CONFERENCE CORNHUSKERS

MISSOURI VALLEY

1909—W. W. Walsh, forward.	1914—no all-conference team.
1910—H. O. Perry, forward.	1916-18—no all-conference team.
1911—J. P. Gibson, forward; O. A. Frank, guard.	1919—C. Jackson, forward.
1912—no all-conference team.	1925—Orr Goodson, center; Mathias "Mutt" Volz, guard.
1913—Ross Haskell, forward; S. C. Carrier, guard.	1927—Clark Smaha, forward.

BIG SIX

1930—Don Maclay, center.	1937—Robert Parsons, guard.
1931—Steve Hokuf, guard.	1938—Robert Parsons, guard.
1933—Steve Hokuf, guard.	1941—Sid Held, guard; Don Fitz, guard.
1936—George Wahlquist, forward.	

BIG SEVEN

1949—Claude Rutherford, guard.	1950—"Bus" Whitehead, forward.
1952—James Buchanan, guard.	

BIG EIGHT

1960—Herschell Turner, guard.	1972—Chuck Jura, center.
1966—Grant Simmons, guard.	1974—Jerry Fort, guard.
1967—Stuart Lantz, guard.	1975—Jerry Fort, guard.
1968—Stuart Lantz, guard.	1976—Jerry Fort, guard.
1971—Marvin Stewart, guard.	

NEBRASKA'S 100-POINT GAMES

Date	Opponent	Site	NU	Opp.
Dec. 1, 1965	Wisconsin	Madison, Wis.	101	88
Dec. 12, 1966	Washington State	Lincoln	100	75
Jan. 2, 1967	Sweden Nationals*	Lincoln	103	78
Dec. 4, 1967	Fullerton State	Lincoln	111	74
Jan. 27, 1968	Oklahoma	Lincoln	110	90
Dec. 14, 1970	Nevada-Reno	Lincoln	116	71

*Exhibition.

BIG 8 CONFERENCE BASKETBALL RECORDS

INDIVIDUAL

- Most Points in Conference Game—50 by Bud Stallworth, Kansas vs. Missouri, 1971-72.
- Most Points in Game—52 by Wilt Chamberlain, Kansas vs. Northwestern, 1957. (58 by Bob Kurland, Oklahoma State vs. St. Louis, 1946, which was prior to Oklahoma State's entry into Conference.)
- Most Points in Conference Season—427 by Cliff Meely, Colorado, 1970-71.
- Most Points in Season—886 by Clyde Lovellette, Kansas, 1952.
- Most Points in Conference Career—1,070 by Cliff Meely, Colorado, 1969-70-71.
- Highest Average for Conference Season—30.5 by Cliff Meely, Colorado, 1970-71, in 14 games.
- Highest Average for Season—30.1 by Wilt Chamberlain, Kansas, 1958, in 21 games.
- Highest Average for Conference Career—26.5 by Wilt Chamberlain, Kansas, 1957-58 in 23 games.
- Highest Average for Career—29.8 by Wilt Chamberlain, Kansas, 1957-58, in 48 games.
- Most Field Goals in Conference Game—19 by Cliff Meely, Colorado vs. Oklahoma State, 1970-71; 19 by Bud Stallworth, Kansas vs. Missouri, 1971-72; 19 by Herclie Ivy, Iowa State vs. Colorado, 1974-75.
- Most Field Goals in Game—22 by Chuckie Williams, Kansas State vs. Holy Cross, 1976.
- Most Field Goals in Conference Season—179, Herclie Ivy, Iowa State, 1974-75.
- Most Field Goals in Season—352 by Clyde Lovellette, Kansas, 1952.
- Most Field Goals in Conference Career—438 by Jerry Fort, Nebraska, 1973-74-75-76.**
- Most Field Goals in Career—811 by Clyde Lovellette, Kansas, 1950-51-52, in 80 games.
- Most Free Throws in Conference Game—24 (of 24 attempts) by Arlen Clark, Oklahoma State vs. Colorado, 1959.
- Most Free Throws in Game—24 (of 24 attempts) by Arlen Clark, Oklahoma State vs. Colorado, 1959.
- Most Free Throws in Conference Season—128 by Don Smith, Iowa State, 1967-68.
- Most Free Throws in Season—250 by Wilt Chamberlain, 1957.
- Most Free Throws in Conference Career—304 by Don Smith, Iowa State, 1966-67-68.
- Most free Throws in Career—502 by Don Smith, Iowa State, 1966-67-68.
- Highest Field Goal Percentage for Season (Minimum of 56 Goals)—.672 (133-198) by Larry Cox, Nebraska, 1976.**
- Highest Field Goal Percentage for Conference Career (Minimum of 140 Goals)—.619 (159-257) by Larry Cox, Nebraska, 1973-76.**
- Highest Field Goal Percentage for Career (Minimum of 200 Goals)—.625 (270-432) by Larry Cox, Nebraska, 1973-76.**
- Highest Free Throw Percentage for Season (Minimum of 50 Made)—.879 (58-66) by Howard Shannon, Kansas State, 1947-48.
- Highest Free Throw Percentage for Career (Minimum of 150 Made)—.839 (245-292) by Tom Baack, Nebraska, 1966-67-68.**

BIG 8 CONFERENCE BASKETBALL RECORDS

Most Rebounds in Conference Game—36 by Wilt Chamberlain, Kansas vs. Iowa State, 1958.


Most Rebounds in Game—36 by Wilt Chamberlain, Kansas vs. Iowa State, 1958.

Most Rebounds in Conference Season—235 by Andy Hopson, Oklahoma State, 1972-73.

Most Rebounds in Season—510 by Wilt Chamberlain, Kansas, 1957.

Most Rebounds in Conference Career—590, Andy Hopson, Oklahoma St., 1973-75.

Most Rebounds in Career—1,081 by Bill Bridges, Kansas, 1959-60-61.



BIG 8 CONFERENCE BASKETBALL RECORDS

TEAM OFFENSE

Most Points Conference Game—119 by Iowa St. vs. Colorado, 1974-75.

Most Points in Game—123 by Iowa St. vs. N. Iowa, 1974-75.

Most Points Conference in Season—1,194 by Missouri, 1975 in 14 games.

Most Points in Season—2,590 by Missouri, 1975-76 in 31 games.

Highest Scoring Average Conference for Season—85.3 by Missouri, 1975.

Highest Scoring Average for Season—85.8 by Iowa State, 1974-75.

Most Field Goals in Game—51 by Nebraska vs. Nevada, Las Vegas, 1970-71;
Iowa St. vs. N. Iowa, 1974-75.

Most Field Goals in Conference Season—494 by Iowa State, 1974-75.

Most Field Goals in Season—1,035 by Missouri, 1975-76 in 28 games.

Most Free Throws in Game—55 by Oklahoma (40 made) vs. Kansas State, 1955.

Most Free Throws in Conference Season—299 by Kansas State, 1959.

Most Free Throws in Season—812 by Missouri, 1957 in 23 games.

Most Fouls in Conference Game—38 by Oklahoma vs. Kansas, 1953.

Most Fouls in Game—45 by Oklahoma vs. Southern California, 1967-68.

Most Fouls in Conference Season—357 by Nebraska, 1970-71.

Most Fouls in Season—700 by Kansas, 1952 in 31 games.

Highest Field Goal Percentage for Game—.718 by Oklahoma State (23-32) vs. Kansas State, 1962.

Highest Field-Goal Percentage for Conference Season—.505 by Oklahoma, 1970-71.

Highest Field-Goal Percentage for Season—.505 by Nebraska, 1970-71.

Highest Free Throw Percentage for Game—1.000 (14-14) by Kansas State vs. Iowa State, 1976; Kansas (11-11) vs. Kansas State, 1968; Oklahoma (10-10) vs. Iowa State, 1940.

Highest Free Throw Percentage for Season—.771 by Oklahoma State (287-372), 1961.

Most Consecutive Free Throws in Game—25 by Nebraska vs. Oklahoma, 1967 Tournament.

TEAM DEFENSE

Fewest Points Yielded Conference Game—13 by Kansas (31) vs. Missouri, 1931; and Iowa State (18) vs. Missouri, 1932.

Fewest Points Yielded in Game—1 by Oklahoma (90) vs. Edmond Teachers, 1910.

Fewest Points Yielded in Conference Season—235 by Kansas, 1934.

Fewest Points Yielded in Season (since 1929)—379 by Kansas, 1933-34, in 17 games.

Lowest Point Average Yielded in Conference Season—23.5 by Kansas, 1934.

Fewest Field Goals Yielded in Game—3 by Kansas vs. Missouri, 1931.

Fewest Free Throws Yielded in Game—1 by Iowa State vs. Kansas, 1933; Kansas vs. Iowa State, 1934; and Missouri vs. Kansas, 1936.

Fewest Free Throws Yielded in Season—60 by Kansas, 1930.

Fewest Fouls in Game—1 by Kansas vs. Topeka YMCA, 1899 and K.C. Athletic Club, 1899.


Fewest Fouls in Season—74 by Kansas, 1934.

Most Rebounds in Conference Game—77 by Kansas vs. Nebraska, 1957; and Kansas vs. Missouri, 1957.

Most Rebounds in Game—77 by Kansas vs. Nebraska, 1957; and Kansas vs. Missouri, 1957.

Most Rebounds in Conference Season—719 by Iowa State, 1975.

Most Rebounds in Season—1,452 by Missouri, 1975-76 in 31 games.



BIG EIGHT CONFERENCE CHAMPIONS

1908-1976

MISSOURI VALLEY

Year	Team	Conference Games			All Games			Coach
		W	L	Pct.	W	L	Pct.	
1908	Kansas	6	0	1.000	18	6	.745	Dr. F. C. Allen
1909	Kansas	8	2	.800	25	3	.892	Dr. F. C. Allen
1910	Kansas	7	1	.875	18	1	.947	W. O. Hamilton
1911	Kansas	9	3	.750	12	6	.666	W. O. Hamilton
1912	Nebraska	8	0	1.000	14	1	.933	E. O. Stiehm
	Kansas	6	2	.750	11	7	.611	W. O. Hamilton
1913	Nebraska	10	0	1.000	16	2	.889	E. O. Stiehm
1914	Kansas	13	1	.929	17	1	.944	W. O. Hamilton
	Nebraska	7	0	1.000	15	3	.833	E. O. Stiehm
1915	Kansas	13	1	.929	16	1	.941	W. O. Hamilton
1916	Nebraska	12	0	1.000	13	1	.929	Samuel Waugh
1917	Kansas State	10	2	.833	15	2	.882	Z. G. Clevenger
1918	Missouri	15	1	.938	17	1	.944	Dr. Walter Meanwell
1919	Kansas State	10	2	.833	16	2	.889	Z. G. Clevenger
1920	Missouri	17	1	.944	17	1	.944	Dr. Walter Meanwell
1921	Missouri	17	1	.944	17	1	.944	J. Craig Ruby
1922	Missouri	15	1	.937	16	1	.941	J. Craig Ruby
	Kansas	15	1	.937	16	2	.888	Dr. F. C. Allen
1923	Kansas	16	0	1.000	17	1	.944	Dr. F. C. Allen
1924	Kansas	15	1	.931	15	3	.833	Dr. F. C. Allen
1925	Kansas	15	1	.937	17	1	.944	Dr. F. C. Allen
1926	Kansas	16	2	.888	16	2	.888	Dr. F. C. Allen
1927	Kansas	10	2	.833	15	2	.882	Dr. F. C. Allen
1928	Oklahoma	18	0	1.000	18	0	1.000	Hugh McDermott

BIG SIX

1929	Oklahoma	10	0	1.000	13	2	.866	Hugh McDermott
1930	Missouri	8	2	.800	15	3	.833	George Edwards
1931	Kansas	7	3	.700	15	3	.833	Dr. F. C. Allen
1932	Kansas	7	3	.700	13	5	.722	Dr. F. C. Allen
1933	Kansas	8	2	.800	13	4	.764	Dr. F. C. Allen
1934	Kansas	9	1	.900	16	1	.941	Dr. F. C. Allen
1935	Iowa State	8	2	.800	13	3	.812	Louis E. Menze
1936	Kansas	10	0	1.000	21	2	.913	Dr. F. C. Allen
1937	Kansas	8	2	.800	15	4	.788	Dr. F. C. Allen
	Nebraska	8	2	.800	13	7	.650	W. H. Browne
1938	Kansas	9	1	.900	18	2	.900	Dr. F. C. Allen
1939	Missouri	7	3	.700	12	6	.666	George Edwards
	Oklahoma	7	3	.700	12	9	.571	Bruce Drake
1940	Kansas	8	2	.800	19	6	.800	Dr. F. C. Allen
	Missouri	8	2	.800	13	6	.684	George Edwards
	Oklahoma	8	2	.800	12	7	.631	Bruce Drake
1941	Iowa State	7	3	.700	15	4	.789	Louis E. Menze
	Kansas	7	3	.700	12	6	.667	Dr. F. C. Allen
1942	Kansas	8	2	.800	17	5	.773	Dr. F. C. Allen
	Oklahoma	8	2	.800	11	7	.611	Bruce Drake
1943	Kansas	10	0	1.000	22	6	.786	Dr. F. C. Allen
1944	Iowa State	9	1	.900	14	4	.777	Louis E. Menze
	Oklahoma	9	1	.900	16	8	.666	Bruce Drake
1945	Iowa State	8	2	.800	11	5	.688	Louis E. Menze
1946	Kansas	10	0	1.000	19	2	.905	Dr. F. C. Allen
1947	Oklahoma	8	2	.800	24	7	.871	Bruce Drake
1948	Kansas State	9	3	.750	22	6	.786	Jack Gardner

BIG EIGHT CONFERENCE CHAMPIONS 1908-1976

BIG SEVEN

1949—Nebraska	9	3	.750	16	10	.615	Harry Good
Oklahoma	9	3	.750	14	10	.683	Bruce Drake
1950—Kansas	8	4	.667	14	11	.560	Dr. F. C. Allen
Kansas State	8	4	.667	17	7	.708	Jack Gardner
Nebraska	8	4	.667	16	7	.696	Harry Good
1951—Kansas State	11	1	.917	25	4	.862	Jack Gardner
1952—Kansas	11	1	.917	28	3	.903	Dr. F. C. Allen
1953—Kansas	10	2	.833	19	6	.760	Dr. F. C. Allen
1954—Kansas	10	2	.833	16	5	.761	Dr. F. C. Allen
Colorado	10	2	.833	11	11	.500	H. B. Lee
1955—Colorado	11	1	.917	19	6	.760	H. B. Lee
1956—Kansas State	9	3	.750	17	8	.680	Tex Winter
1957—Kansas	11	1	.917	24	3	.889	Dick Harp
1958—Kansas State	10	2	.833	22	5	.815	Tex Winter

BIG EIGHT

1959—Kansas State	14	0	1.00	25	2	.925	Tex Winter
1960—Kansas	10	4	.714	19	9	.679	Dick Harp
Kansas State	10	4	.714	16	10	.615	Tex Winter
1961—Kansas State	13	1	.929	23	4	.852	Tex Winter
1962—Colorado	13	1	.929	19	7	.730	Russell Walseth
1963—Colorado	11	3	.786	19	7	.731	Russell Walseth
Kansas State	11	3	.786	16	9	.643	Tex Winter
1964—Kansas State	12	2	.857	22	7	.759	Tex Winter
1965—Oklahoma State	12	2	.857	20	7	.741	Henry Iba
1966—Kansas	13	1	.929	23	4	.852	Ted Owens
1967—Kansas	13	1	.929	23	4	.852	Ted Owens
1968—Kansas State	11	3	.786	19	9	.679	Tex Winter
1969—Colorado	10	4	.714	21	7	.750	Russell Walseth
1970—Kansas State	10	4	.714	20	8	.714	Cotton Fitzsimmons
1971—Kansas	14	0	1.000	27	3	.900	Ted Owens
1972—Kansas State	12	2	.857	19	9	.679	Jack Hartman
1973—Kansas State	12	2	.857	23	5	.821	Jack Hartman
1974—Kansas	13	1	.929	23	7	.767	Ted Owens
1975—Kansas	11	3	.786	19	8	.704	Ted Owens
1976—Missouri	12	2	.857	24	4	.857	Norm Stewart



BIG EIGHT CONFERENCE

ALL AMERICANS—1909-1976

- 1909—Tommy Johnson, F, Kansas
 1910—Ernest Lambert, F, Oklahoma
 1913—**Sam Carrier, G, Nebraska**
 1915—Ralph Sproull, F, Kansas
 1916—Fred Williams, G, Missouri
 1917—F. I. Reynolds, G, Kansas State
 1918—Craig Ruby, F, Missouri
 1919—Craig Ruby, F, Missouri; Arthur Longborg, G, Kansas
 1920—George Williams, G, Missouri
 1921—George Williams, G, Missouri; Herbert Bunker, G, Missouri
 1922—Paul Endacott, G, Kansas; Arthur Browning, F, Missouri; Herbert Bunker, G, Missouri
 1923—Charles Black, F, Kansas; Paul Endacott, G, Kansas; Arthur Browning, F, Missouri; Herbert Bunker, G, Missouri
 1924—Charles Black, F, Kansas; Tusten Ackerman, C, Kansas
 1925—Tusten Ackerman, C, Kansas; Gale Gordon, F, Kansas; Albert Peterson, F, Kansas
 1926—Gale Gordon, F, Kansas; Albert Peterson, F, Kansas
 1928—Victor Holt, C, Oklahoma
 1929—Thomas Churchill, F, Oklahoma; Bruce Drake, G, Oklahoma
 1930—Forrest Cox, G, Kansas; Marshall Craig, F, Missouri
 1931—Max Collings, G, Missouri; **Dan Malay, C, Nebraska**
 1932—Ted O'Leary, F, Kansas
 1933—Bill Johnson, C, Kansas; **Steve Hokuf, G, Nebraska**
 1935—Waldo Wegner, C, Iowa State; Omar Browning, G, Oklahoma
 1936—Ray Ebling, F, Kansas; **George Wahlquist, G, Nebraska**; Omar Browning, G, Oklahoma
 1937—Jack Fleming, F, Iowa State; Ray Noble, F, Kansas; Fred Pralle, G, Kansas; Frank Groves, C, Kansas State; **Robert Parson, G, Nebraska**
 1938—Fred Pralle, G, Kansas
 1939—James McNatt, F, Oklahoma; John Lobsinger, G, Missouri
 1940—James McNatt, F, Oklahoma; John Lobsinger, G, Missouri
 1941—Howard Engleman, F, Kansas
 1942—Ray Evans, G, Kansas
 1943—Charles Black, F, Kansas; Ray Evans, G, Kansas; Gerald Tucker, Oklahoma
 1944—Allie Paine, G, Oklahoma
 1946—Charles Black, F, Kansas
 1947—Gerald Tucker, C, Oklahoma; Charles Black, F, Kansas
 1948—Howard Shannon, G, Kansas State; Paul Courty, F, Oklahoma
 1949—Paul Courty, F, Oklahoma
 1950—Richard Harmon, G, Kansas State; Clyde Lovellette, C, Kansas
 1951—Clyde Lovellette, C, Kansas; Ernie Barrett, G, Kansas State
 1952—Clyde Lovellette, C, Kansas; Richard Knostman, C, Kansas State; William Stauffer, C, Missouri; **James Buchanan, G, Nebraska**
 1953—Richard Kostman, C, Kansas State; B. H. Born, C, Kansas
 1955—Burdette Halderson, C, Colorado
 1956—Norman Stewart, G, Missouri
 1957—Wilt Chamberlain, C, Kansas; Gary Thompson, G, Iowa State; Jack Parr, C, Kansas State
 1958—Wilt Chamberlain, C, Kansas; Robert Boozer, F, Kansas State; Arlen Clark, C, Oklahoma State; Jack Parr, C, Kansas State
 1959—Robert Boozer, F, Kansas State; Arlen Clark, C, Oklahoma State
 1961—William Bridges, C, Kansas; Charles Henke, C, Missouri
 1962—Mike Wroblewski, C, Kansas State
 1963—Ken Charlton, F, Colorado
 1966—Walt Wesley, C, Kansas
 1967—Don Smith, C, Iowa State; Don Sidle, C, Oklahoma
 1968—Jo Jo White, G, Kansas; Don Sidle, C, Oklahoma
 1969—Jo Jo White, G, Kansas
 1970—Dave Robisch, F, Kansas
 1971—Cliff Meely, F, Colorado; Dave Robisch, F, Kansas
 1972—Bud Stallworth, F, Kansas
 1973—John Brown, F, Missouri
 1975—Chuckie Williams, G, Kansas State; Alvan Adams, C, Oklahoma
 1976—Willie Smith, G, Missouri

CONFERENCE SCORING LEADERS

1908-1976

BIG SIX

1929 Tom Churchill	Oklahoma	1938 Fred Pralle	Kansas
1930 Don Maclay	Nebraska	1939 Homer Wesche	Kansas State
1931 Jack Roadcap	Iowa State	1940 Jim McNatt	Oklahoma
1932 Ted O'Leary	Kansas	1941 Howard Engleman	Kansas
John Cooper	Missouri	1942 Ralph Miller	Kansas
1933 Norman Wagner	Missouri	1943 Gerald Tucker	Oklahoma
1934 Ray Ebling	Kansas	1944 Allie Paine	Oklahoma
1935 Ray Ebling	Kansas	1945 Jim Myers	Iowa State
1936 Ray Ebling	Kansas	1946 Charlie Black	Kansas
1937 Frank Groves	Kansas State	1947 Gerald Tucker	Oklahoma


BIG SEVEN

1948 Paul Courty	Oklahoma	1953 B. H. Born	Kansas
1949 Claude Retherford	Nebraska	1954 Burdette Haldorson	Colorado
1950 Clyde Lovellette	Kansas	1955 Burdette Haldorson	Colorado
1951 Clyde Lovellette	Kansas	1956 Norm Stewart	Missouri
1952 Clyde Lovellette	Kansas	1957 Wilt Chamberlain	Kansas

BIG EIGHT

1958 Wilt Chamberlain	Kansas	1968 Don Smith	Iowa State
1959 Bob Boozer	Kansas State	1969 Cliff Meely	Colorado
1960 Wayne Hightower	Kansas	1970 Dave Robisch	Kansas
1961 Charles Henke	Missouri	1971 Cliff Meely	Colorado
1962 Jerry Gardner	Kansas	1972 Bud Stallwothr	Kansas
1963 Ken Charlton	Colorado	1973 Kevin Fitzgerald	Oklahoma State
1964 Willie Murrell	Kansas State	1974 Alvan Adams	Oklahoma
1965 Walt Wesley	Kansas	1975 Herclie Ivy	Iowa State
1966 Chuck Gardner	Colorado	1976 Willie Smith	Missouri
1967 Don Sidle	Oklahoma		





NEBRASKA HISTORY

NEBRASKA BASKETBALL GRADUATES, WHERE ARE THEY NOW?

Ever wonder what such past Husker stars as Stu Lantz, Tom Baack, Chuck Jura and Jerry Fort were doing following their graduation from the University of Nebraska? If so, then the following list of names may answer your questions. The graduated players are listed under the last year that they played basketball under coach Joe Cipriano.

1963-64

CHARLES JONES—an educational administrator in Washington, D.C. Jones started all 25 varsity games during Joe Cipriano's first year and averaged 12.9 points-a-game, for a team high.

NEIL NANNEN—basketball coach at Beatrice High School. Played in 17 varsity games, averaging 2.4 points-a-game.

EARL WRIGHT—a financial consultant. Averaged 1.1 points-per-game in 19 varsity contests.

DARYL PETSCH—former Lieutenant in the Air Force. Played in 22 games during his senior year averaging 7.0 points-a-game.

1964-65

JOEL KORTUS—basketball coach and teacher at Tacoma, Wash.

JERRY SPEARS—owns a mortuary in Columbus, Ohio.

1965-66

AL REINERS—is an agricultural economist for the U.S. Department of Interior. Played in seven varsity games and averaged 0.9 points-a-game for coach Cipriano.

GRANT SIMMONS—a teacher and golf coach in the Denver area. During his senior year at Nebraska, Simmons was named to the All Big Eight Conference basketball team as a guard. He started all 25 varsity games and averaged 15.2 points-per-game.

1966-67

FRANK EMPKEY—owns an insurance business in Omaha. Played in all 25 varsity games his senior year, averaging 3.1 points-per-game. Cipriano's 1966-67 squad is his best ever, finishing 20-6 and going to the N.I.T. Tournament.

CHARLES STONE—is a dentist in Oakland. Played in 17 varsity games, averaging 0.8 points-a-game.

1967-68

STU LANTZ—playing ball for the Los Angeles franchise in the NBA. Also played with the Houston Rockets, Detroit Pistons and New Orleans Jazz. All Big 8 for two years under Cipriano. Teamed with Husker Tom Baack to give Nebraska a 1-2 punch that has yet to be matched. Nebraska's third leading all-time scorer. with a three-year total of 16.8 points-per-game.

TOM BAACK—a teacher and coach in the Denver area. Nebraska's second leading all-time scorer with a career total of 17.2 points-per-game. Baack played on three consecutive winning Nebraska teams as a 6-5 forward, with a satln smooth jump shot.

RON SIMMONS—a dentist in Broken Bow.

ROBERT WAGNER—basketball coach in Greeley, Colo.

JIM DAMM—a Captain in the U.S. Army.

1968-69

BOB GRATOPP—works with an insurance company in Lincoln. The Huskers 12th all time scorer, averaging 10.8 points-per-game during his three-year career.

1969-70

TOM SCANTLEBURY—basketball coach at Ft. Calhoun—Overall, the seventh leading scorer in Husker history with a three-year career average of 12.9 points-per-game. An electrifying ball-handling wizard, Tom led the Huskers in scoring his junior and senior years.

SAM MARTIN—dentist in Wahoo.

DALE VON SEGGERN—accountant in Columbus.

LEE TORRENS—engineer in Florida.

KEN CAUBLE—officer in the Lincoln Police Department.

1970-71

LEROY CHALK—semi-pro ball in Belgium. Although small for a center at 6-7, he dominated the boards for three years as a Husker. As a sophomore, he set a new single-season rebounding record with 257 caroms and as a senior, broke his old record with 290. Holds Husker rebound record with a three-year total of 782.

1971-72

CHUCK JURA—semi-pro ball in Italy. Nebraska's highest scoring "big man." Fourth leading scorer in Husker history with 1,255 points for a three-year average of 16.3 points-per-game. Jura set records for field goal percentage in a season (.592) and career (.549), single-season rebounds (305) and season field goals (220).

MIKE PETERSON—a salesman in Omaha. A starter in all 26 varsity games his senior year. During his last year, Peterson averaged 5.9 rebounds-per-game and 9.7 points-per-game.

AL NISSEN—medical student at the University of Nebraska Medical Center in Omaha. One of the best all around guards to play at Nebraska. Started all 26 varsity games his senior year, averaging 12.0 points-per-game. In 1973, Nissen was a graduate assistant under Cipriano, coaching the junior varsity.

TOM BRYAN—semi-pro ball in Belgium. Started 21 varsity games his senior year at Nebraska. Averaged 8 rebounds a game and 10.3 points-per-game his senior year.

RANDY WATTS—teacher in Omaha. Played in 16 varsity games his senior year, averaging 1.8 points-per-game.

CURT LeROSSINGNOL—earned a Bachelor's Degree In Computer Science while at Nebraska. Played in nine games his senior year and added depth to the Husker front line.

1972-73

TONY RIEHL—assistant coach at Adrian College, Adrian, Mich. Started in 15 varsity games his senior year at Nebraska and averaged 6.4 points-per-game.

CAL CHRISTLINE—manager of a hunting and gun shop in Sterling. Added depth to the Husker forward position and averaged 2.3 points-per-game his senior year in college.

1973-74

TOM NOVAK—sophomore basketball coach at Lincoln (Neb.) Northeast. Last year, Novak was a graduate assistant for Cipriano. Started in 14 varsity games his senior year and was the Huskers floor leader. He averaged 5.9 points a game during his last year as a Husker. Brother Terry will be in his second year as a Husker basketball performer.

BRENDY LEE—Currently works for an oil company in Wichita, Kan. Former semi-pro performer in Switzerland. Started 21 varsity games his senior year and averaged 7.6 rebounds a game and 4.5 points per game.

1974-75

STEVE ERWIN—manages a ranch in Norfolk. Graduated with an Agricultural Management Degree. Two-year starter for the Huskers at forward, Erwin last year averaged 6.5 points a game and 6.0 rebounds a contest.

KENT RECKEWEY—medical student at the University of Nebraska Medical Center in Omaha. Three-year letterman, Reckewey was the 1975 recipient of the Big 8 Scholarship Award.

JUD MARTIN—Medical student at the University of Nebraska Medical Center in Omaha. Martin graduated from NU last May and was a squad member for the Huskers in 1973-74. Brother of former Husker basketball performer, Sam Martin.

1975-76

JERRY FORT—graduated last May with a major in history. He ended his four-year Husker career as Nebraska's all-time leading scorer (1,882) and only three-time All Big 8 performer (1974-76). Following graduation, Fort was drafted in the third round by the Boston Celtics, but a broken leg hampered him from making the team.

LARRY COX—working in Lincoln following graduation last May with a Business degree. Three-year starter at center he set Big 8 records for highest field goal percentage for season (.672), conference career (.619) and career (.625).



**NEBRASKA TOTAL WON-LOSS RECORD
IN HISTORY OF SPORT AT SCHOOL
(1897-1976)**

777-750

NEBRASKA'S RECORD WITH ALL OPPONENTS

Air Force Academy	3	1	Fresno State	1	0
Alabama	0	1	Gardner Naval Res.	0	2
Arizona	2	1	George Washington	0	1
Arizona State	0	2	Georgia State	2	0
Arkansas	0	2	Great Lakes	0	1
Augustana	2	0	Greeley, Colo., HS	1	0
Baker	3	0	Grinnell	15	6
Baylor	1	0	Hamline	2	0
Bellevue	1	0	Harvard	2	0
Bradley	2	5	Haskell College	0	2
Brandeis (Omaha)	1	0	Hastings College	1	0
Brigham Young	1	3	Hawaii	0	2
Brown	1	0	Highland Park	1	2
Burgess-Nash	1	0	Hillyard's	0	1
Butler	1	1	Houston	0	3
California	6	7	Hudson College	1	0
California (Irvine)	1	0	Idaho	2	0
California State (Full'ton)	1	0	Illinois	2	6
Camp Funston	0	1	Independence College	1	0
Canasius	0	1	Indiana	1	7
Carleton	0	2	Iowa	7	11
Central City	1	0	Iowa State Univ	93	66
Cheyenne Bus. College	0	1	Kansas	52	113
Chicago Central	0	1	Kansas City YMCA	1	0
Cincinnati	0	2	Kansas State	60	82
Colgate	1	1	Kaycee Ath. Club	2	3
Colorado	31	43	Kentucky	1	2
Colorado State	9	2	Knox	1	0
Cornell (N.Y.)	1	0	La Salle	1	1
Cotner College	4	1	Lawrence	1	0
Creighton	3	4	Lewis	0	1
Crete	1	0	Lincoln High	1	0
Denver	4	2	Lincoln YMCA	9	4
Denver YMCA	1	0	Long Beach State	1	0
DePaul	0	3	Louisville	0	1
Detroit	1	4	Loyola (Chicago)	1	1
Doane	3	0	MacMurray	1	0
Drake	42	13	Marquette	2	3
Duquesne	1	2	Marshall	0	1
Emporia State	1	0	Marshfield	1	0
Fon du Lac	0	1	Memphis State	0	1
Fort Dodge	5	1	Menasha	1	0
Ft. Dodge (Co. G)	0	1	Miami (Florida)	1	1
Fort Riley	1	0	Miami (Ohio)	1	0

Michigan	2	4	Princeton	1	0
Michigan State	3	4	Purdue	2	4
Middle Tennessee	0	1	Ripon	0	1
Millikin	0	1	Sacred Heart Col.	1	0
Minneapolis YMCA	1	0	St. Louis Univ.	2	3
Minnesota	8	38	St. Mary's (Calif.)	1	1
Minnesota Ag	0	1	St. Josephs (Iowa)	3	0
Minnesota-Duluth	1	0	St. Thomas (Minn)	1	0
Missouri	64	72	St. Thomas (Pa.)	1	0
Montana	1	0	San Diego State	0	1
Montana State	1	2	San Jose State	1	2
Morningside	7	0	Santa Clara	1	1
Muscatine	0	1	Shattuck	2	0
NATTC	0	1	Simpson	1	1
Navy Pre-flight	0	2	Sioux City YMCA	1	1
Nebraska Wesleyan	21	6	South Carolina	1	0
Nevada	1	1	South Dakota	27	5
New Mexico St.	1	0	South Dakota State	7	0
Niagara	1	0	So. California	0	4
North Carolina	0	1	SMU	3	2
Northern Colorado	1	0	Springfield (Mass.)	1	0
North Dakota	1	1	Stanford	3	6
North Dakota State	1	0	Stevens Point A.C.	0	1
Northeast Missouri	1	0	Stewart AFB	1	0
Northern Iowa	8	0	Tampa	0	1
Northern Michigan	1	0	Temple	0	1
North Texas State	2	0	Texas	1	1
Northwestern	1	1	TCU	2	1
Northwest Missouri	6	0	Texas A&M	1	0
Notre Dame	4	2	Texas Tech	4	2
Ohio	2	0	Topeka YMCA	1	1
Ohio State	1	1	UCLA	2	4
Oklahoma	58	64	Utah	1	1
Oklahoma State	32	22	Utah State	1	0
Oklahoma City	1	1	Valparaiso	2	0
Omaha Alumni	1	0	Vanderbilt	2	3
Omaha Ath. Club	2	0	Washburn	1	0
Omaha Christian	1	0	Washington (Seattle)	0	6
Omaha	2	0	Washington State	3	1
Omaha YMCA	7	1	Wash. U. (St. Louis)	9	6
Oregon	2	3	Wesleyan Auto	0	1
Oregon State	2	5	West Kentucky State	0	1
Ottumwa Navy	2	0	Western Reserve	2	0
Pacific	2	0	West Virginia	0	1
Penthalon	1	0	Wichita State	4	5
Portage (Co. F)	0	1	Wisconsin	5	4
Portland	1	0	Wisconsin State	0	1
Pittsburgh	0	2	Wyoming	9	6
Port Washington	1	0	York College	1	0

NEBRASKA CAGE HISTORY

(1897-1976)

KEY: (H)—Home (A)—Away (HC)—Husker Classic (B)—Big 8 Tourney

Nebr.	Opponent	Nebr.	Opponent	Nebr.	Opponent
1897-98					
	(Won 7, Lost 0)	39	Colorado College	11	21 Kansas City A.C.
won Kansas U.	28	Colorado U.	12	26 Kansas City A.C.
won Doane College	75	Greeley (Colo.) H.S.	15	57 Brown College "B"
won Nebraska Wesleyan	28	Cheyenne Bus. Col.	42	39 Bellevue (Nebr.)
won Omaha YMCA	33	Lincoln YMCA	20	33 Fort Dodge
won Omaha YMCA	4	Minnesota Ag. Col.	13	59 Shattuck
won Lincoln YMCA	14	Minnesota U.	41	R. G. CLAPP, COACH
won Lincoln YMCA		W. HILTNER, COACH		
FRANK LEHMER, COACH					
1898-99					
	(Won 4, Lost 0)	47	Nebraska Wesleyan	10	82 Crete
21 Omaha YMCA	14	loss Highland Park	38 Nebraska Wesleyan
37 Nebraska Wesleyan	5	49	Lincoln H.S.	26	27 Iowa University
57 Nebraska Wesleyan	3	31	Nebraska Wesleyan	40	40 Central City
52 Doane	7	loss Lincoln YMCA	32	32 Kansas University
FRANK LEHMER, COACH					
1899-1900					
	(Won 5, Lost 0)	14	Sioux City YMCA	49	19 Minnesota U.
42 Nebraska Wesleyan	9	57	Morningside College	27	18 Minnesota U.
39 Lincoln YMCA	7	21	Minnesota U.	42	26 Hudson College
57 Doane College	3	15	Minneapolis YMCA	10	33 Marshfield (Co)
26 Omaha YMCA	14	25	Wisconsin U.	22	23 Portage (Co. F.)
48 Kansas U.	8		R. G. CLAPP, COACH		31 Wisconsin U.
T. P. HEWITT, COACH					
1900-01					
	(Won 3, Lost 3)	32	Nebraska Wesleyan	31	26 Iowa (A)
13 Omaha YMCA	11	34	Highland Park	39	33 Nebraska Wesleyan
10 Lincoln YMCA	8	57	Nebraska Wesleyan	23	21 Muscatine
20 Omaha YMCA	12	24	Omaha YMCA	21	36 Kansas State
20 Lincoln YMCA	28	53	Fort Dodge	27	26 Washburn College
20 Fon du Lac	32	44	Shattuck	22	20 Kansas University
13 Stevens Point A.C.	38	22	Minnesota U.	21	23 Kansas University
E. BERRY, COACH					
1901-02					
	(Won 5, Lost 3)	49	Baker College	19	51 Highland Park
63 Nebraska Wesleyan	14	28	Port Washington	36	43 Missouri U.
32 Lincoln YMCA	30	28	Minnesota U.	25	26 Kansas
9 Minnesota U.	52	29	Omaha YMCA	30	25 Kansas
42 Sioux City YMCA	24	49	Baker College	19	R. G. CLAPP, COACH
29 Haskell College	73	47	Port Washington	36	
35 Kansas U.	29	28	Ripon College	32	
36 Topeka YMCA	52	37	Menasha	19	
27 Topeka YMCA	13	37	Lawrence U.	24	
FRED MORRELL, COACH					
1902-03					
	(Won 7, Lost 5)	32	Lewis	61	28 Cotner College
25 Lincoln YMCA	18	22	Chicago Central	59	16 Lincoln YMCA
18 Haskell College	25		R. G. CLAPP, COACH		38 Kansas State
24 Lincoln YMCA	35				17 Kansas University
23 Kansas U.	18				13 Kansas University
44 Denver YMCA	29				42 Iowa State
1905-06					
	(Won 12, Lost 2)	33	Kansas City A.C.	22	40 Iowa State
25 Lincoln YMCA	18	25	Meteors (K.C. YMCA)	24	39 Drake University
18 Haskell College	25	34	Baker College	23	34 Drake University
24 Lincoln YMCA	35	17	Kansas U.	37	13 Kansas University
23 Kansas U.	18	50	Kansas State	14	24 Missouri U.
44 Denver YMCA	29	43	Fort Riley	13	17 Minnesota U.
		33	Baker College	27	21 Minnesota U.
		41	Independence Col.	16	16 Iowa State
					22

Nebr.	Opponent	Nebr.	Opponent	Nebr.	Opponent
31	Iowa State	17	46 Drake University	14	23 Drake University
12	Drake University	34	31 Iowa State	21	24 Iowa State
15	Drake University	25	31 Iowa State	12	11 Iowa State
26	Minnesota U.	28	49 Kansas University	21	19 Drake University
20	Minnesota U.	29	29 Kansas University	28	27 Drake University
22	Kansas University	28	E. O. STIEHM, COACH	15	Nebraska Wesleyan
15	Kansas University	24			E. O. STIEHM, COACH
32	Kansas University	29			
32	Nebraska Wesleyan	62			
	R. G. CLAPP, COACH				
1909-10		1912-13		1915-16	
(Won 6, Lost 10)		(Won 17, Lost 2)		(Won 13, Lost 1)	
16	Kansas State	27	29 Cotner College	18	
17	Kansas University	32	46 Omaha X-Univ.	13	34 Kansas University
16	Kansas University	42	25 St. Joseph's (Iowa)	11	40 Kansas University
24	Iowa State	21	39 Nebraska Wesleyan	26	41 Drake University
29	Iowa State	26	31 Sacred Heart Col.	9	44 Drake University
40	Drake University	14	11 Minnesota U.	20	24 Burgess-Nash
27	Drake University	6	32 Drake University	7	35 Iowa State
20	Drake University	16	27 Nebraska Wesleyan	20	31 Iowa State
22	Drake University	13	24 Drake University	15	21 Kansas State
23	Iowa State	34	27 Kansas State	16	26 Kansas State
17	Iowa State	18	21 Drake University	4	19 Nebraska Wesleyan
17	Kansas State	28	25 Drake University	11	34 Drake University
14	Minnesota U.	33	29 Iowa State	12	40 Drake University
9	Minnesota U.	27	16 Iowa State	10	23 Iowa State
20	Kansas University	40	40 Kansas University	25	29 Iowa State
13	Kansas University	40	18 Kansas University	6	SAM WAUGH, COACH
	T. J. HEWIAT, COACH		8 Iowa State	8	
			24 Iowa State	12	
			24 Kansas University	30	
			E. O. STIEHM, COACH		
1910-11		1913-14		1916-17	
(Won 10, Lost 8)		(Won 15, Lost 3)		(Won 12, Lost 10)	
17	Cotner College	35	44 Omaha X-Univ.	22	20 Simpson College
42	Nebraska Wesleyan	26	56 Cotner College	11	42 Cotner College
41	Iowa State	20	29 Nebraska Wesleyan	9	Grinnell College
31	Iowa State	33	18 Nebraska Wesleyan	20	21 St. Joseph's (Iowa)
23	Morningside College	19	48 St. Joseph's (Iowa)	11	23 St. Thomas (Minn.)
10	Minnesota U.	25	21 Minnesota U.	8	15 Hamline Univ.
15	Minnesota U.	40	14 Minnesota U.	9	29 Brandeis (Omaha)
30	South Dakota U.	25	38 Fort Dodge	20	23 York College
27	Iowa State	31	32 Drake University	10	27 Nebraska Wesleyan
22	Iowa State	19	31 Drake University	16	16 Missouri U.
26	Missouri U.	39	40 Omaha Alumni	7	7 Missouri U.
19	Missouri U.	16	21 Simpson College	22	13 Kansas State
15	Kansas University	11	36 Drake University	20	10 Kansas State
12	Kansas University	37	17 Iowa State	10	21 Kansas University
34	Kansas University	24	15 Iowa State	19	10 Kansas University
38	Kansas University	28	15 Iowa State	7	Iowa State
30	Missouri U.	23	24 Iowa State	17	Iowa State
20	Missouri U.	23	41 Iowa State	9	23 Drake University
	O. F. FIELD, COACH		19 Wesleyan Auto	3	26 Drake University
			E. O. STIEHM, COACH	16	15 Nebraska Wesleyan
				13	22 Iowa State
				31	24 Iowa State
					E. J. STEWART, COACH
1911-12		1914-15		1917-18	
(Won 14, Lost 1)		(Won 10, Lost 8)		(Won 7, Lost 6)	
42	Drake University	24	18 Fort Dodge (Co. G)	23	14 Camp Funston
35	Drake University	13	20 Hamline U.	9	22 Fort Dodge
26	Kansas State	25	18 Minnesota U.	23	14 Fort Dodge
30	Kansas University	26	9 Minnesota U.	22	17 Wash. U. (St. Louis)
30	Kansas University	26	26 Kansas State	19	8 Missouri U.
15	Minnesota U.	40	26 Kansas State	20	24 Kansas University
62	Morningside Col.	10	18 Kansas University	43	25 Kansas University
33	Iowa State	12	23 Kansas University	30	18 Nebraska Wesleyan
40	Iowa State	14	32 Iowa State	15	24 Nebraska Wesleyan
33	Drake University	15	25 Iowa State	9	32 Drake University
			13 Nebraska Wesleyan	5	21 Drake University
			14 Drake University		

Nebr.	Opponent	Nebr.	Opponent	Nebr.	Opponent	
31	Kansas State	23	24 Colgate University	15	27 Iowa State	14
16	Kansas State	26	33 Iowa State	16	12 Drake University	25
	E. J. STEWART, COACH		37 Iowa State	11	W. E. KLINE, COACH	
			P. J. SCHISSLER, COACH			
1918-19		1921-22		1924-25		
(Won 10, Lost 6)		(Won 8, Lost 9)		(Won 11, Lost 6)		
34	Drake University	13		23	Kansas State	11 (A)
24	Drake University	14	14 Wisconsin Univ.	27	23 Oklahoma	18 (A)
24	Grinnell College	14	31 Wash. U. (St. Louis)	23	20 Drake	8 (H)
15	Grinnell College	16	21 Iowa State	14	20 Kansas	25 (H)
15	Drake University	22	31 Missouri Univ.	46	31 Oklahoma	17 (H)
19	Drake University	9	27 Grinnell College	17	35 Grinnell	27 (H)
35	Missouri U.	25	15 Kansas University	25	32 Kansas State	20 (H)
28	Missouri U.	13	21 Oklahoma Univ.	29	20 Kansas	28 (A)
28	Missouri U.	26	7 Iowa State	26	24 Washington, Mo.	20 (A)
21	Missouri U.	14	28 Grinnell College	25	20 Missouri	25 (A)
17	Kansas University	31	25 Kansas State	24	37 Iowa State	17 (H)
29	Kansas University	24	32 Drake University	34	24 Missouri	21 (H)
32	Kansas State	34	39 Oklahoma Univ.	34	15 Creighton	11 (A)
21	Kansas State	30	16 Missouri Univ.	55	10 Drake	18 (A)
27	Grinnell College	15	33 Wash. U. (St. Louis)	32	21 Grinnell	36 (A)
21	Grinnell College	22	15 Drake University	29	28 Iowa State	13 (A)
	E. J. STEWART, COACH		21 Kansas State	13	16 Washington, Mo.	36 (H)
			18 Kansas University	41	W. E. KLINE, COACH	
			OWEN A. FRANK, COACH			
1919-20		1922-23		1925-26		
(Won 22, Lost 2)		(Won 5, Lost 12)		(Won 8, Lost 10)		
37	Morningside Col.	14		19	South Dakota	20 (H)
39	Morningside Col.	9		20	Kansas City AC	36 (A)
51	Omaha Ath. Club	10	20 Kansas University	30	20 Creighton	15 (A)
26	Omaha Ath. Club	23	21 Kansas State	15	20 Grinnell	14 (H)
47	Hastings College	9	18 Drake University	30	24 Grinnell	14 (H)
32	Colorado College	19	25 Oklahoma Univ.	19	18 Iowa State	13 (H)
23	Colorado College	25	18 Missouri Univ.	33	39 Grinnell	18 (A)
27	Colorado U.	16	25 Drake University	36	27 Iowa State	12 (A)
24	Colorado U.	17	21 Iowa State	15	23 Drake	21 (A)
41	South Dakota U.	12	20 Grinnell College	13	14 Kansas	25 (H)
33	South Dakota U.	12	17 Grinnell College	32	26 Kansas State	41 (A)
20	Indiana University	24	17 Iowa State	21	11 Creighton	15 (H)
38	Indiana University	18	25 Oklahoma Univ.	31	21 Kansas State	28 (H)
43	Michigan Aggies	28	15 Kansas University	36	24 Missouri	26 (H)
39	Michigan Aggies	20	14 Kansas State	17	26 Washington, Mo.	20 (H)
25	Notre Dame	18	32 Wash. U. (St. Louis)	34	17 Kansas	30 (A)
31	Notre Dame	15	23 Missouri Univ.	39	22 Drake	21 (H)
44	Morningside Col.	12	24 Nebraska Wesleyan	22	22 Missouri	24 (A)
50	Morningside Col.	12	24 Creighton Univ.	46	14 Washington, Mo.	22 (A)
31	Knox College	24	OWEN A. FRANK, COACH		ERNEST BEARG, COACH	
30	Valparaiso U.	17				
35	Valparaiso U.	20				
23	Colorado College	9				
33	Colorado College	12				
	P. J. SCHISSLER, COACH					
1920-21		1923-24		1926-27		
(Won 11, Lost 3)		(Won 11, Lost 7)		(Won 12, Lost 6)		
30	Illinois University	25	18 Kansas City A.C.	27	20 Hillyard's	36
24	Illinois University	26	24 Missouri Univ.	18	23 Kansas State	34
32	Illinois University	17	35 Oklahoma Univ.	21	37 Washington, Mo.	20
31	Grinnell College	10	27 Kansas State	14	35 Missouri	23
28	Grinnell College	15	23 Kansas State	26	27 Kansas	24
39	South Dakota U.	13	18 Kansas University	19	34 Drake	35
34	Oklahoma U.	20	20 Oklahoma Univ.	32	35 Iowa State	19
32	Oklahoma U.	21	10 Kansas University	13	37 Oklahoma	29
30	Iowa State	38	25 Creighton Univ.	21	24 Oklahoma State	27
39	Notre Dame	21	15 Drake University	19	30 Grinnell	22
15	Colgate University	21	32 Grinnell College	19	26 Kansas State	24
			31 Missouri Univ.	11	27 Missouri	22
			32 Wash. U. (St. Louis)	18	36 Oklahoma	26
			32 Grinnell College	18	41 Washington, Mo.	24
			38 Wash. U. (St. Louis)	17	25 Kansas	34
			18 Iowa State	16	35 Oklahoma State	25

Nebr.	Opponent	Nebr.	Opponent	Nebr.	Opponent
24 Iowa State	26	34 Missouri	31 (H)	20 Kansas	34 (H)
46 Drake	32	52 Iowa State	50 (H)	35 Oklahoma	39 (A)
C. T. BLACK, COACH		35 Kansas	36 (H)	30 Kansas State	36 (A)
		C. T. BLACK, COACH		34 South Dakota	25 (H)
1927-28		1930-31		31 Missouri	39 (H)
(Won 7, Lost 11)		(Won 9, Lost 9)		43 Iowa State	16 (A)
27 Washington, Mo.	28 (A)	18 South Dakota	17 (A)	27 Oklahoma	38 (H)
15 Missouri	36 (A)	22 Pittsburgh	23 (H)	W. H. BROWNE, COACH	
36 Missouri	26 (H)	38 Wash. (Seattle)	41 (A)	1933-34	
19 Washington, Mo.	30 (H)	24 Wash. (Seattle)	27 (A)	(Won 7, Lost 11)	
28 Drake	32 (A)	32 Wash. (Seattle)	38 (A)	22 Marquette	25 (A)
24 Kansas State	29 (H)	44 Brigham Young	55 (H)	22 Northwestern	35 (A)
37 Iowa State	26 (H)	42 Missouri	32 (H)	13 DePaul	33 (A)
21 Oklahoma State	32 (H)	36 Oklahoma	30 (A)	22 North Dakota	50 (A)
32 Iowa State	26 (A)	31 Kansas	30 (A)	32 North Dakota St.	29 (A)
35 Grinnell	22 (A)	30 Drake	25 (H)	16 Minnesota	32 (A)
34 Drake	27 (H)	31 Iowa State	19 (H)	37 Iowa State	31 (A)
27 Kansas	33 (A)	32 Butler	14 (H)	24 Kansas	21 (H)
22 Kansas State	28 (A)	20 Missouri	33 (A)	26 Missouri	36 (A)
32 Kansas	28 (H)	37 Kansas State	31 (A)	24 Kansas State	25 (A)
36 Oklahoma	38 (H)	29 Kansas	34 (H)	24 Wyoming	33 (H)
35 Grinnell	16 (H)	28 Iowa State	42 (A)	36 Oklahoma	44 (H)
28 Oklahoma	43 (A)	30 Kansas State	32 (H)	38 Kansas State	31 (H)
43 Oklahoma State	47 (A)	41 Oklahoma	30 (H)	34 Missouri	27 (H)
C. T. BLACK, COACH		C. T. BLACK, COACH		23 Oklahoma	53 (A)
1928-29		1931-32		24 Kansas	25 (A)
(Won 11, Lost 5)		(Won 4, Lost 16)		26 Iowa State	21 (H)
36 South Dakota	25 (H)	26 South Dakota	41 (H)	29 St. Louis	25 (H)
32 Colorado Col.	24 (A)	27 Brigham Young	31 (H)	W. H. BROWNE, COACH	
48 Colorado Col.	26 (A)	29 Iowa	34 (A)	1934-35	
25 Missouri	30 (H)	34 Wisconsin State	36 (A)	(Won 6, Lost 12)	
46 South Dakota	28 (H)	(Superior)		23 Wyoming	28 (A)
30 Kansas	29 (H)	24 Minnesota	32 (A)	24 Iowa	31 (H)
21 Kansas State	30 (A)	30 Carleton	40 (H)	34 North Dakota	21 (H)
20 Oklahoma	29 (A)	28 Iowa State	24 (A)	26 Minnesota	24 (H)
45 Iowa State	39 (H)	33 Drake	19 (A)	31 Stanford	34 (H)
37 Kansas	31 (A)	31 Kansas	34 (H)	35 Millikin	36 (A)
34 Oklahoma	39 (H)	18 Missouri	30 (A)	28 St. Louis	30 (A)
37 Drake	24 (H)	20 Kansas State	32 (A)	32 Iowa State	31 (H)
33 Iowa State	37 (A)	34 Oklahoma	37 (H)	31 Missouri	32 (A)
33 Drake	26 (A)	32 Iowa State	33 (H)	41 Kansas State	47 (A)
39 Missouri	33 (A)	32 Kansas State	26 (H)	34 Denver	22 (H)
62 Kansas State	45 (H)	28 St. Louis	31 (H)	21 Missouri	23 (H)
C. T. BLACK, COACH		32 Oklahoma	46 (A)	32 Oklahoma	38 (A)
1929-30		19 Kansas	51 (A)	21 Kansas	32 (A)
(Won 9, Lost 9)		28 Missouri	32 (H)	24 Kansas	32 (H)
27 St. Louis	37 (A)	18 Creighton	47 (A)	32 Oklahoma	24 (H)
26 Butler	38 (A)	26 Creighton	28 (H)	14 Iowa State	22 (A)
19 West Virginia	45 (A)	C. T. BLACK, COACH		28 Kansas State	21 (H)
27 Pittsburgh	34 (A)	1932-33		W. H. BROWNE, COACH	
41 Kansas State	39 (A)	(Won 3, Lost 13)		1935-36	
30 Montana State	61 (H)	24 Arkansas	41 (H)	(Won 13, Lost 8)	
29 South Dakota State	27 (H)	19 Carleton	23 (A)	53 Brigham Young	34 (H)
21 Missouri	27 (A)	25 Minnesota	27 (A)	41 Minnesota	24 (A)
35 Oklahoma	20 (H)	22 Minnesota	32 (H)	46 Wyoming	42 (A)
32 Iowa State	22 (A)	17 Stanford	21 (H)	39 Brigham Young	46 (A)
41 Iowa	26 (H)	29 Kansas	32 (A)	48 Utah	47 (A)
42 Kansas State	46 (H)	33 Missouri	37 (A)	48 Santa Clara	61 (A)
47 Oklahoma	37 (A)	31 Kansas State	25 (H)	39 Stanford	42 (A)
20 Kansas	27 (A)	25 Iowa State	30 (H)	35 Denver	45 (A)
45 St. Louis	43 (H)				

Nebr.	Opponent	Nebr.	Opponent	Nebr.	Opponent
31 Missouri	26 (H)		1938-39	38 Kansas	44 (A)
31 Wyoming	22 (H)		(Won 7, Lost 13)	38 Missouri	36 (A)
40 Oklahoma	33 (A)	44 South Dakota	30 (H)	43 Oklahoma	42 (A)
23 Kansas	45 (A)	24 Bradley	39 (H)	53 Kansas	55 (H)
40 Iowa State	41 (A)	37 Minnesota	66 (H)	A. J. LEWANDOWSKI, COACH	
43 Kansas State	30 (H)	38 Wyoming	30 (H)		
48 South Dakota	27 (H)	46 California	43 (A)		1941-42
43 Missouri	33 (A)	30 California	58 (A)		(Won 6, Lost 13)
40 Kansas State	32 (A)	35 UCLA	30 (A)	48 South Dakota	28 (H)
49 Iowa State	20 (H)	40 UCLA	42 (A)	29 Indiana	56 (A)
55 Oklahoma	28 (H)	47 Stanford	56 (A)	27 Kentucky	42 (A)
36 Kansas	43 (H)	48 Kansas	37 (H)	36 UCLA	42 (H)
Pre-Olympic*		38 Kansas State	43 (A)	42 Oregon	49 (H)
19 Oklahoma State	36	41 Missouri	54 (A)	32 Minnesota	56 (A)
W. H. BROWNE, COACH		39 Oklahoma	56 (A)	29 Detroit	33 (A)
* at Kansas City, Mo.		51 Iowa State	44 (H)	41 Iowa	34 (A)
		42 Kansas State	34 (H)	44 Kansas State	38 (H)
	1936-37	46 Kansas	49 (A)	51 Missouri	45 (H)
	(Won 13, Lost 7)	36 Missouri	46 (H)	32 Kansas	51 (H)
31 South Dakota	33 (A)	33 DePaul	37 (H)	40 Great Lakes	50 (H)
53 Montana	39 (H)	28 Iowa State	41 (A)	33 Iowa State	39 (A)
29 Minnesota	24 (H)	45 Oklahoma	53 (H)	35 Kansas State	38 (A)
32 Ohio State	23 (H)	W. H. BROWNE, COACH		39 Iowa State	31 (H)
35 Loyola, Ill.	53 (A)			30 Kansas	58 (A)
41 Western Reserve	35 (A)		1939-40	29 Oklahoma	37 (A)
34 Canisius	39 (A)		(Won 6, Lost 12)	41 Oklahoma	46 (H)
42 St. Thomas, Pa.	41 (A)	39 South Dakota	15 (H)	41 Missouri	40 (A)
27 Temple	43 (A)	39 Indiana	49 (H)	A. J. LEWANDOWSKI, COACH	
22 George Wash.	41 (A)	48 Stanford	47 (H)		
31 Missouri	22 (A)	37 Minnesota	61 (A)		1942-43
45 Iowa State	33 (H)	40 Utah	63 (H)		(Won 5, Lost 10)
31 Oklahoma	34 (H)	53 Wisconsin	43 (A)	30 South Dakota	40 (A)
41 Kansas State	38 (A)	46 Detroit	47 (H)	27 Illinois	69 (A)
22 Kansas	27 (A)	46 California	32 (H)	52 Iowa	43 (H)
33 Oklahoma	29 (A)	44 Iowa State	28 (H)	39 Indiana	40 (H)
40 Kansas State	37 (H)	33 Missouri	46 (A)	41 Kansas State	32 (A)
50 Missouri	21 (H)	25 Kansas State	32 (A)	39 Missouri	36 (A)
37 Kansas	32 (H)	24 Kansas	40 (A)	38 Iowa State	50 (A)
48 Iowa State	31 (A)	41 Oklahoma	56 (H)	37 Gardner Naval	
W. H. BROWNE, COACH		40 Missouri	41 (H)	Reserve Air Base	52 (H)
		28 Oklahoma	45 (A)	32 Oklahoma	56 (H)
	1937-38	61 Kansas State	28 (H)	37*Gardner Naval	
	(Won 9, Lost 11)	33 Iowa State	40 (A)	Reserve Air Base 43 (A)	
31 Ohio State	42 (A)	41 Kansas	48 (H)	24 Kansas	56 (H)
44 South Dakota	28 (H)	W. H. BROWNE, COACH		50 Kansas State	OT 47 (H)
28 Minnesota	33 (A)			56 Missouri	50 (H)
42 Indiana	43 (H)			33 Kansas	52 (A)
33 Detroit	34 (A)		1940-41	51 Iowa State	36 (H)
30 Bradley	50 (A)		(Won 8, Lost 10)	48 Oklahoma	65 (A)
43 Niagara	37 (A)	39 South Dakota	40 (A)	A. J. LEWANDOWSKI, COACH	
38 California	32 (H)	35 Marquette	20 (H)	* at Kansas City, Mo.	
29 Colorado	18 (H)	40 Kentucky	39 (H)		
18 Missouri	27 (H)	36 Minnesota	43 (H)		1943-44
46 Kansas State	32 (H)	24 California	30 (A)		(Won 2, Lost 13)
35 Iowa State	32 (A)	46 Stanford	57 (A)	33 Iowa	50 (A)
33 Kansas	48 (A)	38 Oregon State	61 (A)	15 DePaul	55 (A)
48 Oklahoma	50 (A)	31 Wisconsin	46 (H)	21 Minnesota	40 (A)
52 Oklahoma	42 (H)	33 Kansas State	23 (H)	41 South Dakota	31 (H)
30 Missouri	36 (A)	29 Oklahoma	40 (H)	24 Iowa State	56 (H)
50 Iowa State	23 (H)	32 Kansas State	35 (A)	27 Kansas	51 (A)
39 Loyola, Ill.	38 (H)	40 Missouri	29 (H)	35 Oklahoma	45 (A)
29 Kansas State	41 (A)	38 Iowa State	35 (A)	45 Missouri	45 (H)
47 Kansas	50 (H)	41 Iowa State	36 (H)	54 Kansas State	47 (H)
W. H. BROWNE, COACH				32 Missouri	36 (H)

Nebr.	Opponent	Nebr.	Opponent	Nebr.	Opponent
29 Missouri	44 (A)	54 Iowa State	51 (B)	71 Iowa State	50 (H)
37 Iowa State	58 (A)	52 Oklahoma	63 (B)	72 South Dakota	50 (H)
47 Kansas	56 (H)	54 St. Mary's	58 (H)	70 Kansas State	48 (H)
32 Oklahoma	43 (H)	58 Minnesota	66 (H)	45 Colorado	43 (H)
37 Kansas State	40 (A)	37 Illinois	72 (A)	49 Kansas	39 (A)
A. J. LEWANDOWSKI, COACH		53 Louisville	68 (A)	45 Oklahoma	47 (A)
1944-45		56 Western Kentucky	74 (A)	44 Iowa State	41 (A)
(Won 2, Lost 17)		54 Kansas State	63 (A)	47 Missouri	46 (H)
45 Iowa	61 (H)	44 Oklahoma	41 (H)	56 Colorado	45 (A)
54 Minnesota	55 (H)	48 Kansas	46 (H)	28 Kansas State	53 (A)
46* Kansas State	49	41 Missouri	47 (A)	49 Oklahoma	56 (H)
54 Pentathlon	40 (H)	44 Iowa State	61 (A)	52 Missouri	48 (A)
39 Illinois	71 (A)	65 Drake	44 (A)	BIG 6 PLAYOFF	
42 Indiana	65 (A)	72 Ottumwa Navy	53 (A)	57* Oklahoma	56
37 Oklahoma	44 (H)	53 South Dakota State	34 (H)	NCAA PLAYOFF	
38 Iowa State	50 (H)	54 Iowa State	56 (H)	35* Oklahoma State	52
33 Kansas	48 (A)	37 Kansas	69 (A)	HARRY C. GOOD, COACH	
45 Oklahoma	48 (A)	49 Oklahoma	63 (A)	* at Kansas City	
34** NATTC	57 (A)	49 Missouri	60 (H)	1949-50	
48 Kansas State	70 (A)	54 Kansas State	50 (H)	(Won 16, Lost 7)	
42 Navy Pre-Flight	62 (H)	HARRY C. GOOD, COACH		61 South Dakota State	32 (H)
41 Missouri	47 (H)	1947-48		58 Northwest Missouri	39 (H)
59 Kansas	44 (H)	(Won 11, Lost 13)		54 Bradley	64 (A)
54 Missouri	55 (A)	56 Purdue	60 (H)	60 Northern Iowa	54 (H)
45 Iowa State	47 (A)	59 Minnesota	63 (A)	69 Baylor	55 (H)
41*** Navy Pre-Flight	55 (A)	65 South Dakota	38 (H)	63 Colorado State	43 (H)
47 Kansas State	55 (H)	46 Missouri	44 (B)	66 Idaho	45 (H)
A. J. LEWANDOWSKI, COACH		46 Oklahoma State	47 (B)	57 Colorado	67 (B)
* at Kansas City Mo.		60 Kansas	64 (B)	65 Michigan	67 (B)
** at Oklahoma City, Okla.		67 Colorado State	47 (H)	85 Iowa State	67 (B)
*** at Iowa City, Iowa		51 Stanford	47 (A)	47 South Dakota	40 (H)
1945-46		38 San Jose State	39 (A)	57 Kansas	56 (H)
(Won 7, Lost 13)		58 Nevada-Reno	63 (A)	64 Iowa State	46 (H)
30 Minnesota	55 (A)	58 Northern Colorado	54 (A)	59 Colorado	72 (A)
52 South Dakota	29 (H)	44 Iowa State	55 (A)	65 Kansas State	63 (H)
54* Missouri	63	54 Missouri	66 (H)	50 Missouri	41 (H)
62* Kansas State	47	59 Colorado	55 (A)	36 Kansas	49 (A)
35 Iowa	61 (A)	45 Kansas State	64 (H)	57 Oklahoma	55 (A)
51 Illinois	61 (H)	68 South Dakota State	56 (H)	59 Colorado	49 (H)
48 Oregon State	40 (H)	61 Kansas	57 (A)	55 Missouri	48 (A)
33 Bradley	53 (A)	57 Oklahoma	79 (A)	56 Iowa State	54 (A)
36 Marquette	49 (A)	41 Missouri	47 (A)	48 Oklahoma	64 (H)
44 Kansas State	37 (H)	62 Iowa State	57 (H)	60 Kansas State	63 (A)
48 Oklahoma	70 (A)	58 Colorado	53 (H)	HARRY C. GOOD, COACH	
45 Kansas	56 (H)	49 Kansas State	56 (A)	1950-51	
39 Iowa State	57 (A)	74 Oklahoma	81 (H)	(Won 9, Lost 14)	
44 Missouri	42 (A)	70 Kansas	64 (H)	41 Minnesota	55 (A)
52 South Dakota State	50 (H)	HARRY C. GOOD, COACH		61 Northwest Missouri	39 (H)
45 Iowa State	57 (H)	1948-49		49 Wash. (Seattle)	54 (A)
44 Oklahoma	51 (H)	(Won 16, Lost 10)		53 Wash. (Seattle)	71 (A)
30 Kansas	72 (A)	59 Northwest Missouri	39 (H)	59 California	64 (A)
42 Missouri	39 (H)	52 Minnesota	61 (H)	53 Santa Clara	38 (A)
49 Kansas State	54 (A)	63 Northern Iowa	52 (H)	63 Northern Iowa	55 (H)
L. F. KLEIN, COACH		47 Purdue	64 (A)	54 Missouri	52 (B)
* at Kansas City, Mo.		46 Cincinnati	64 (A)	53 Kansas State	72 (B)
1946-47		49 Duquesne	55 (A)	47 Kansas	63 (B)
(Won 10, Lost 14)		83 Western Reserve	80 (A)	74 South Dakota	49 (H)
66 South Dakota	37 (H)	34 Kansas State	48 (B)	41 Kansas	66 (A)
65 Ottumwa Navy	45 (H)	50 Missouri	52 (B)	51 Iowa State	49 (H)
48 Drake	44 (H)	56 Harvard	54 (B)	45 Colorado	51 (A)
46 Arkansas	57 (B)	52 Kansas	34 (H)	51 Iowa State	67 (A)
		48 Washington, Mo.	45 (H)	50 Kansas State	79 (H)

Nebr.	Opponent	Nebr.	Opponent	Nebr.	Opponent
52 Kansas	61 (H)	81 Iowa	70 (H)	56 Kansas	80 (A)
49 Oklahoma	72 (A)	70 South Dakota	53 (H)	68 Oklahoma	OT 61 (A)
54 Missouri	52 (H)	55 Oregon State	83 (A)	69 Iowa State	OT 71 (H)
58 Colorado	45 (H)	68 Oregon	84 (A)	50 Kansas State	73 (A)
48 Kansas State	74 (A)	72 Oregon	74 (B)	56 Kansas	60 (H)
46 Oklahoma	44 (H)	78 Kansas State	74 (B)	64 Oklahoma	OT 63 (H)
57 Missouri	68 (A)	70 Oklahoma	86 (B)	80 Missouri	88 (A)
HARRY C. GOOD, COACH		57 Missouri	72 (B)	74 Iowa State	94 (A)
1951-52		74 Iowa State	60 (A)	JERRY BUSH, COACH	
(Won 7, Lost 17)		76 Oklahoma	72 (A)	1956-57	
60 Northern Iowa	44 (H)	88 Kansas State	75 (H)	(Won 11, Lost 12)	
55 Minnesota	63 (H)	80 Missouri	72 (H)	66 UCLA	69 (A)
59 Northwest Missouri	43 (H)	70 Kansas State	91 (A)	60 UCLA	78 (A)
72 Fresno State	48 (H)	67 Colorado	75 (H)	67 Iowa	43 (H)
55 Southern Methodist	61 (A)	68 Kansas	79 (A)	73 Michigan	60 (H)
57 Texas Christian	58 (A)	69 Oklahoma	76 (A)	53 Wisconsin	51 (H)
76 Tampa	81 (A)	58 Colorado	83 (A)	65 Purdue	62 (A)
60 Miami, Fla.	70 (A)	62 Kansas	67 (H)	67 Texas Tech	66 (A)
67 Kansas State	87 (B)	78 Iowa State	65 (H)	54 Vanderbilt	78 (A)
63 Colorado	68 (B)	67 Missouri	82 (A)	65 Michigan State	79 (B)
66 Iowa State	75 (B)	HARRY C. GOOD, COACH		70 Missouri	65 (B)
63 Colorado	61 (H)	1954-55		69 Iowa State	89 (B)
36 Kansas State	71 (A)	(Won 9, Lost 12)		74 Colorado	52 (H)
66 Kansas	69 (H)	61 Iowa	84 (A)	56 Colorado	60 (A)
82 South Dakota	59 (H)	87 South Dakota	51 (H)	84 Missouri	65 (A)
72 Iowa State	78 (A)	93 Bradley	68 (A)	53 Kansas State	89 (A)
55 Missouri	60 (H)	76 Alabama	88 (A)	54 Kansas	69 (H)
67 Oklahoma	66 (H)	79 Memphis State	86 (A)	53 Missouri	49 (H)
65 Colorado	67 (A)	58 Missouri	75 (B)	47 Iowa State	59 (A)
52 Kansas	90 (A)	47 Colorado	89 (B)	56 Kansas State	81 (H)
59 Oklahoma	65 (A)	66 Kansas	69 (B)	60 Kansas	87 (A)
75 Iowa State	53 (H)	76 Iowa State	63 (H)	53 Oklahoma	55 (A)
60 Kansas State	75 (H)	59 Missouri	67 (A)	64 Oklahoma	55 (H)
53 Missouri	68 (A)	69 Kansas State	59 (H)	67 Iowa State	58 (H)
HARRY C. GOOD, COACH		66 Kansas	62 (H)	JERRY BUSH, COACH	
1952-53		74 Northwest Missouri	54 (H)	1957-58	
(Won 9, Lost 11)		62 Kansas State	79 (A)	(Won 10, Lost 13)	
65 South Dakota	53 (H)	84 Colorado	77 (H)	64 South Dakota State	52 (H)
62 Minnesota	71 (A)	75 Oklahoma	67 (H)	77 Wyoming	66 (H)
82 Springfield, Mass.	73 (H)	73 Missouri	76 (H)	57 Michigan	81 (A)
73 Bradley	65 (A)	66 Kansas	55 (A)	56 Notre Dame	69 (A)
66 Kansas	73 (B)	76 Oklahoma	78 (A)	61 Purdue	70 (H)
83 Iowa State	79 (B)	75 Iowa State	82 (A)	68 Denver	63 (H)
53 Colorado	67 (B)	66 Colorado	77 (A)	61 Ohio U.	53 (H)
92 Harvard	53 (H)	JERRY BUSH, COACH		64 Marquette	79 (A)
80 Colorado	65 (A)	1955-56		74 Princeton	64 (B)
59 Kansas	65 (H)	(Won 7, Lost 16)		57 Kansas State	88 (B)
60 Iowa State	78 (H)	51 Iowa	60 (A)	51 Iowa State	61 (B)
73 Missouri	62 (H)	69 Texas Tech	OT 63 (H)	54 Missouri	55 (A)
80 Kansas State	67 (H)	71 Michigan	77 (A)	59 Kansas State	74 (A)
78 Colorado	86 (H)	46 Wichita State	71 (A)	57 Oklahoma	54 (H)
58 Kansas	77 (A)	71 UCLA	65 (H)	52 Iowa State	57 (H)
59 Oklahoma	53 (A)	52 Wisconsin	71 (A)	63 Iowa State	78 (A)
59 Missouri	66 (A)	48 Vanderbilt	66 (A)	46 Kansas	102 (A)
70 Oklahoma	78 (H)	66 Missouri	71 (B)	39 Oklahoma	66 (A)
66 Iowa State	93 (A)	70 Cornell, NY	69 (B)	67 Missouri	62 (H)
80 Kansas State	108 (A)	51 Kansas State	79 (B)	50 Colorado	41 (H)
HARRY C. GOOD, COACH		63 Colorado	78 (A)	43 Kansas	41 (H)
1953-54		83 Missouri	77 (H)	55 Kansas State	48 (H)
(Won 8, Lost 13)		52 Colorado	77 (H)	52 Colorado	54 (A)
64 Minnesota	75 (H)	72 Emporia State	59 (H)	JERRY BUSH, COACH	
		52 Kansas State	66 (H)		

Nebr.	Opponent	Nebr.	Opponent	Nebr.	Opponent
1958-59		77 Denver	52 (H)	93 Oklahoma	86 (B)
(Won 12, Lost 13)		62 Detroit	71 (A)	47 Colorado	75 (H)
85 Northwest Missouri	44 (H)	60 Cincinnati	75 (A)	53 Kansas State	66 (A)
75 Montana State	43 (H)	79 Arizona	55 (H)	53 Kansas	72 (A)
62 Marquette	60 (H)	53 Kansas	78 (B)	60 Kansas State	72 (H)
57 Minnesota	78 (A)	90 Missouri	72 (B)	69 Iowa State	83 (A)
54 Texas Tech	46 (H)	70 Oklahoma State	61 (B)	61 Missouri	69 (H)
48 Bradley	85 (A)	62 Missouri	48 (H)	54 Iowa State	75 (H)
55 Michigan State	80 (A)	65 Colorado	61 (H)	41 Oklahoma State	51 (A)
55 Oklahoma State	48 (B)	51 Colorado	66 (A)	77 Oklahoma	84 (A)
50 Colorado	54 (B)	58 Iowa State	66 (H)	39 Kansas	45 (H)
60 Oklahoma	43 (B)	47 Oklahoma State	55 (A)	49 Oklahoma State	48 (H)
50 Colorado	57 (A)	58 Oklahoma	69 (A)	75 Oklahoma	77 (H)
47 Oklahoma State	44 (H)	33 Kansas	38 (H)	51 Colorado	80 (A)
81 Missouri	69 (H)	62 Iowa State	68 (A)	72 Missouri	84 (A)
52 Iowa State	49 (H)	61 Oklahoma State	65 (H)	JERRY BUSH, COACH	
91 Detroit	77 (H)	83 Oklahoma	61 (H)	1963-64	
43 Kansas State	50 (H)	69 Kansas	68 (A)	(Won 7, Lost 18)	
39 Oklahoma State	54 (A)	67 Kansas State	77 (H)	79 Wyoming	72 (H)
48 Oklahoma	54 (A)	56 Kansas State	75 (A)	55 Michigan	80 (A)
55 Kansas	63 (H)	76 Missouri	97 (A)	75 Purdue	81 (A)
50 Kansas	66 (A)	JERRY BUSH, COACH		58 Texas Tech	64 (H)
62 Colorado	61 (H)	1961-62		60 Houston	76 (H)
56 Iowa State	59 (A)	(Won 9, Lost 16)		73 Southern Cal	79 (A)
81 Missouri	79 (A)	49 Wichita State	79 (A)	64 Southern Cal	79 (A)
54 Oklahoma	65 (H)	63 Southern Methodist	60 (H)	78 Kansas State	100 (B)
54 Kansas State	76 (A)	49 Air Force	58 (A)	66 Oklahoma	75 (B)
JERRY BUSH, COACH		65 Notre Dame	61 (H)	58 Colorado	80 (B)
1959-60		81 Ohio U.	64 (H)	55 Iowa State	52 (A)
(Won 8, Lost 17)		70 Wyoming	71 (A)	74 Missouri	69 (H)
73 Stewart AFB	46 (H)	49 California	50 (A)	48 Kansas	74 (A)
68 Air Force	54 (H)	59 Stanford	72 (A)	74 Oklahoma City	65 (H)
76 Minnesota	66 (H)	48 Kansas State	60 (B)	60 Missouri	78 (A)
62 Notre Dame	70 (H)	52 Oklahoma State	51 (B)	66 Kansas State	73 (H)
80 Michigan State	82 (H)	68 Kansas	69 (B)	76 Oklahoma	69 (H)
60 Oregon State	63 (A)	69 Kansas	67 (A)	54 Oklahoma State	53 (H)
65* Oregon State	67	57 Oklahoma	56 (H)	52 Colorado	60 (H)
58 Montana State	64 (A)	56 Colorado	58 (H)	48 Kansas State	50 (A)
55 Colorado	64 (B)	72 Iowa State	84 (A)	57 Iowa State	55 (H)
63 Kansas State	71 (B)	53 Kansas State	72 (A)	55 Kansas	64 (H)
78 Missouri	67 (B)	57 Oklahoma State	56 (H)	45 Oklahoma State	81 (A)
53 Iowa State	57 (A)	63 Colorado	74 (A)	76 Oklahoma	82 (A)
47 Kansas	60 (H)	66 Iowa State	79 (H)	73 Colorado	89 (A)
61 Missouri	69 (A)	65 Missouri	63 (A)	JOE GIPRIANO, COACH	
57 Colorado	62 (A)	70 Kansas	73 (H)	1964-65	
54 Colorado	58 (H)	63 Missouri	81 (H)	(Won 10, Lost 15)	
64 Missouri	59 (H)	64 Oklahoma State	65 (A)	68 Wyoming	94 (A)
47 Oklahoma State	52 (A)	71 Oklahoma	69 (A)	96 Purdue	85 (H)
54 Oklahoma	63 (A)	60 Kansas State	84 (H)	74 South Dakota	63 (H)
69 Iowa State	49 (H)	JERRY BUSH, COACH		74 Michigan	73 (H)
70 Kansas State	60 (H)	1962-63		73 Texas	77 (A)
49 Oklahoma	50 (H)	(Won 6, Lost 19)		78 Texas Tech	82 (A)
54 Oklahoma State	47 (H)	68 Texas Tech	66 (A)	87 California	80 (H)
74 Kansas State	83 (A)	61 Houston	68 (A)	63 California	59 (H)
74 Kansas	79 (A)	43 Air Force	39 (H)	62 Colorado	70 (B)
JERRY BUSH, COACH		78 Northern Iowa	59 (H)	61 Oklahoma State	74 (B)
* at Portland, Ore.		54 Denver	63 (H)	62 Iowa State	69 (H)
1960-61		72 Miami, Ohio	69 (H)	56 Kansas	66 (H)
(Won 10, Lost 14)		49 Southern Cal	58 (H)	54 Oklahoma State	93 (A)
78 Northern Iowa	68 (H)	53 Southern Cal	55 (H)	82 Oklahoma	89 (A)
63 Wichita State	65 (H)	68 Iowa State	82 (B)	88 Iowa State	79 (H)
65 Utah State	60 (H)	47 Colorado	59 (B)	53 Oklahoma State	55 (H)

Nebr.	Opponent	Nebr.	Opponent	Nebr.	Opponent
52 Colorado	67 (A)	57 Kansas	64 (H)	88 Kansas State	71 (H)
62 Kansas State	57 (A)	88 Oklahoma State	71 (H)	63 Oklahoma State	72 (A)
66 Colorado	59 (H)	57 Colorado	64 (A)	70 Oklahoma	64 (A)
74 Missouri	92 (H)	N.I.T.		JOE CIPRIANO, COACH	
69 Iowa State	65 (A)	88 Marshall	119	* Sun Devil Classic, Tempe, Ariz.	
62 Kansas	71 (A)	JOE CIPRIANO, COACH			
67 Oklahoma	63 (H)	* Vanderbilt Invitational			
66 Missouri	84 (A)	** Exhibition			
67 Kansas State	79 (H)	1969-70			
JOE CIPRIANO, COACH		(Won 16, Lost 9)			

1965-66		1967-68			
(Won 20, Lost 5)		(Won 15, Lost 10)			
101 Wisconsin	88 (A)	111 Fullerton State	74 (H)	76 UC Irvine	73 (H)
77 Oregon State	63 (H)	93 South Dakota	61 (H)	75 Augustana	56 (A)
71 California	87 (A)	70 Washington State	93 (A)	81 Wichita State	79 (A)
70 California	68 (A)	91 Washington State	76 (A)	82 Duquesne	77 (H)
75 Texas	64 (H)	74 Hawaii	82 (A)	82*Houston	102
71 Stanford	67 (H)	72 Hawaii	86 (A)	78*Texas A&M	69
77 South Dakota	60 (H)	70 Michigan State	74 (A)	92 Northern Michigan	68 (H)
69 Missouri	OT 67 (B)	84 Wyoming	64 (H)	79 Arizona	69 (H)
92 Oklahoma	79 (B)	75 Oklahoma	65 (B)	74**Athletes in Action	65 (H)
61 Kansas	71 (B)	48 Oklahoma State	46 (B)	60 Colorado	72 (B)
76 Iowa State	74 (A)	66 Kansas State	62 (B)	74 Iowa State	66 (B)
82 Missouri	60 (H)	70 Iowa State	85 (A)	78 Kansas	73 (B)
82 Kansas State	71 (A)	62 Kansas State	78 (A)	70 Iowa State	72 (A)
83 Kansas	75 (H)	75 Missouri	66 (H)	64 Kansas State	71 (H)
86 Oklahoma	78 (H)	110 Oklahoma	90 (H)	60 Colorado	58 (H)
45 Oklahoma State	41 (A)	87 Colorado	73 (H)	70 Oklahoma	80 (A)
81 Oklahoma City	OT 85 (A)	63 Oklahoma State	62 (A)	58 Oklahoma State	81 (A)
85 Oklahoma	81 (A)	89 Oklahoma	83 (A)	84 Kansas	73 (H)
81 Iowa State	70 (H)	92 Kansas State	68 (H)	59 Colorado	76 (A)
71 Missouri	53 (A)	60 Kansas	71 (A)	60 Missouri	48 (H)
70 Colorado	63 (H)	82 Oklahoma State	73 (H)	87 Kansas	100 (A)
73 Kansas	110 (A)	73 Colorado	76 (A)	62 Kansas State	69 (A)
79 Kansas State	69 (H)	76 Kansas	69 (H)	79 Oklahoma	66 (H)
88 Colorado	95 (A)	92 Iowa State	OT 93 (H)	63 Missouri	80 (A)
85 Oklahoma State	64 (H)	70 Missouri	91 (A)	61 Oklahoma State	55 (H)
JOE CIPRIANO, COACH		JOE CIPRIANO, COACH		87 Iowa State	81 (H)
				JOE CIPRIANO, COACH	
				* Bluebonnet Classic, Houston	
				** Exhibition	

1966-67		1968-69		1970-71	
(Won 16, Lost 9)		(Won 12, Lost 14)		(Won 18, Lost 8)	
79 Oregon	56 (H)	68 Wisconsin	55 (H)	68 Wyoming	63 (A)
98 Wyoming	102 (A)	67 Oregon State	79 (A)	73 Iowa	71 (H)
90 Pacific	78 (H)	85 Oregon	77 (A)	95 Northern Iowa	71 (H)
100 Washington State	75 (H)	94 Wichita State	3OT 92 (H)	69 Texas Christian	64 (A)
80 Washington State	78 (H)	73 Augustana	56 (H)	75 Southern Methodist	80 (A)
76*La Salle	99	73 Michigan State	59 (H)	116 Nevada-Reno	71 (H)
71*Portland	69	76*Arizona State	83	85 Miami, Fla.	58 (HC)
81 Kansas State	98 (B)	73*California	86	69 Colorado State	65 (HC)
73 Oklahoma State	64 (B)	63 Arizona	68 (A)	72 Wichita State	71 (A)
66 Colorado	73 (B)	56 Kansas	82 (B)	71 Oklahoma State	58 (B)
103**Sweden Nationals	78 (H)	70 Oklahoma	47 (B)	77 Colorado	67 (B)
67 Oklahoma State	57 (A)	76 Missouri	70 (B)	52 Kansas	72 (B)
87 Oklahoma	99 (A)	52 Kansas	56 (H)	69 Kansas State	70 (A)
84 Colorado	80 (H)	72 Kansas State	95 (A)	84 Iowa State	62 (H)
97 Oklahoma	78 (H)	93 Iowa State	OT 99 (A)	80 Oklahoma State	59 (H)
99 Missouri	82 (H)	52 Oklahoma State	76 (H)	67 Oklahoma	79 (A)
67 Kansas State	59 (A)	87 Missouri	71 (H)	67 Kansas	81 (H)
58 Kansas	84 (A)	90 Oklahoma	83 (H)	69 Iowa State	67 (A)
94 Iowa State	82 (H)	81 Colorado	83 (A)	81 Missouri	72 (H)
76 Iowa State	55 (A)	60 Missouri	79 (A)	65 Colorado	63 (A)
79 Kansas State	71 (H)	74 Iowa State	OT 75 (H)	57 Oklahoma State	55 (A)
80 Missouri	73 (A)	73 Kansas	79 (A)		
		79 Colorado	65 (H)		

PRESS INFORMATION



DON BRYANT
SID

WORKING CREDENTIALS

**Direct all requests for Press
Credentials to:**

**Sports Information Office
(Don Bryant, Director; Bill
Bennett, Assistant) University
of Nebraska, Lincoln,
Nebraska 68588
402-472-2263(4)**



BILL BENNETT
Asst. SID

Due to mail service, press passes will not be mailed in some instances. They may be picked up at the WILL CALL window.

PARKING

Press parking may be available on a limited basis, directly south of the NU Sports Center.

PHOTOGRAPHERS

Photography requests should be handled in the same manner as press requests. Daylight film is recommended for both still and motion pictures in the NU Sports Center arena.

SERVICES

Complete statistics, and a running, scoring summary account are provided at all working locations. At the half, flash statistics will be provided. A press room is located in the southeast corridor on the floor level of the basketball arena, and will contain phones and two telecopiers. Writers wishing to install telephones at their press box seats may order them through the Sports Information Office. Writers wishing to utilize telecopier service should request it when they request credentials. The service will cost \$35 (\$25 to the University, \$10 to the operator), with checks payable to the University of Nebraska.

RADIO SPACE

Radio contact requests and information should be made to the attention of the Sports Information Office.

RADIO SPOTTERS

If spotters are needed please contact the Sports Information Office at least three days in advance.

COACHES SCOUTING PASSES

Press box requests made by head coaches for scouting purposes should be directed to the Sports Information Office and conform to the Big Eight Conference regulations.



NOTES



KEY PRESS, RADIO, TV OUTLETS

Bill Hord
Sports Editor
Omaha World-Herald
Omaha, Nebraska 68102
(402-444-1000)

Wally Provost
Omaha World-Herald
Omaha, Nebraska 68102
(402-444-1000)

Larry Porter
Omaha World-Herald
Lincoln Bureau
Lincoln, Nebraska 68508
(402-432-3132)

Virgil Parker
Sports Editor
Lincoln Journal
Lincoln, Nebraska 68501
(402-473-7431)

Bob Owens
Sports Editor
Lincoln Star
Lincoln, Nebraska 68501
(402-473-7431)

Mark Gordon
Sports Department
Lincoln Star
Lincoln, Nebraska 68501
(402-473-7431)

Dave Sittler
Sports Department
Lincoln Journal
Lincoln, Nebraska 68501
(402-473-7431)

Sports Editor
Daily Nebraskan
University of Nebraska
Lincoln, Nebraska 68508
(402-472-2589)

Edward Howard
Associated Press
926 P Street
Lincoln, Nebraska 68508
(402-432-2525)

Charlie Wieser
United Press International
926 P Street
Lincoln, Nebraska 68508
(402-432-0381)

Radio Stations Carrying Play-By-Play

Dick Perry
Sports Director
KFOR Radio
Lincoln, Nebraska 68508
(402-432-6606)

Don Gill
Sports Director
KLIN Radio
Lincoln, Nebraska 68508
(402-475-4567)

Kent Pavelka
Sports Director
KFAB Radio
Omaha, Nebraska 68132
(402-556-8000)

Sports Director
KRNU Radio
University of Nebraska
Lincoln, Nebraska 68508
(402-472-3054)

Television Stations

Mark Ahmann
Sports Director
KOLN-TV
Lincoln, Nebraska 68503
(402-467-4321)

Jim Kelter
Sports Director
KMTV
Omaha, Nebraska 68131
(402-345-3333)

Wayne Dzubak
Sports Director
KETV
Omaha, Nebraska 68131
(402-345-7777)

Bob Bruce
Sports Director
WOW-TV
Omaha, Nebraska 68131
(402-346-3400)

UNIVERSITY OF NEBRASKA

1976-77 BASKETBALL SCHEDULE

Home Games in Bold

DATE	OPPONENT	SITE	TIPOFF
Nov. 27 (Sa)	UNIVERSITY OF IOWA	@ LINCOLN	(7:35 P.M. CST)
Nov. 29 (M)	University of Washington	@ Seattle	(8 P.M. PST)
Dec. 1 (W)	University of Hawaii—Hilo	@ Hilo	(7:30 P.M. HST)
Dec. 2 (Th)	University of Hawaii	@ Honolulu	(8 P.M. HST)
Dec. 3 (F)	University of Hawaii	@ Honolulu	(8 P.M. HST)
Dec. 8 (W)	UNIVERSITY OF MINNESOTA	@ LINCOLN	(7:35 P.M. CST)
Dec. 11 (Sa)	University of Illinois	@ Champaign	(3:05 P.M. CST)
Dec. 13 (M)	NORTHWEST MISSOURI	@ LINCOLN	(7:35 P.M. CST)
Dec. 20 (M)	Northwestern University	@ Evanston	(8:05 P.M. CST)
Dec. 22 (W)	MANKATO STATE UNIVERSITY	@ LINCOLN	(7:35 P.M. CST)
Dec. 27-31 (F-Tu)	Big 8 Tournament	@ Kansas City	
Jan. 3 (M)	University of S. Carolina	@ Columbia	(8 P.M. EST)
Jan. 8 (Sa)	KANSAS STATE UNIVERSITY	@ LINCOLN	(7:35 P.M. CST)
Jan. 12 (W)	UNIVERSITY OF COLORADO	@ LINCOLN	(7:35 P.M. CST)
Jan. 15 (Sa)	Iowa State University (TV)	@ Ames	(12:10 P.M. CST)
Jan. 19 (W)	UNIVERSITY OF OKLAHOMA	@ LINCOLN	(7:35 P.M. CST)
Jan. 22 (Sa)	University of Missouri	@ Columbia	(7:35 P.M. CST)
Jan. 26 (W)	UNIVERSITY OF KANSAS	@ LINCOLN	(7:35 P.M. CST)
Jan. 29 (Sa)	OKLAHOMA STATE UNIV. (TV)	@ LINCOLN	(3:10 P.M. CST)
Feb. 2 (W)	University of Colorado	@ Boulder	(7:35 P.M. CMT)
Feb. 5 (Sa)	IOWA STATE UNIVERSITY	@ LINCOLN	(7:35 P.M. CST)
Feb. 9 (W)	Kansas State University	@ Manhattan	(7:35 P.M. CST)
Feb. 12 (Sa)	UNIVERSITY OF MISSOURI	@ LINCOLN	(7:35 P.M. CST)
Feb. 16 (W)	University of Oklahoma	@ Norman	(7:35 P.M. CST)
Feb. 19 (Sa)	University of Kansas	@ Lawrence	(7:35 P.M. CST)
Feb. 23 (W)	Oklahoma State University	@ Stillwater	(7:35 P.M. CST)
Feb. 26 (Sa)	Play Off—First Round	@ Campus Sites	
Mar. 3 (Th)	Play Off—Semi-Finals	@ Kansas City	
Mar. 4 (F)	Play Off—Final	@ Kansas City	