

**nebraska
basketball
1974-75**

MEDIA GUIDE \$1.00

INDEX

Administration	90-95
All-Conference Cornhuskers	104
Big Eight	49-69, 74-75
Composite Schedule	51-54
Opponents	55-61
Scores, 1973	69
Series History	62-87
Series Records	68-69
Standings, 1974	74
Statistics, 1974	74-75
Television Series	75
Tournament Bracket	50
Box Scores, 1973-74	76-89
Coaching Staff	4-12
Cornhusker Basketball School	48
Field House	14
General Information	1
Huskers' 100-point Games	104
Indiana Classic Pairings	43
Nebraska Cage History	109-125
Record vs. All Opponents	113-114
Coaches' Records	115
Year by Year Records	116-125
Nebraska Basketball Graduates	110-112
Nebraska Facts and Figures	96-98
Nebraska Summer Trip to Italy	33-34
Non-Conference Opponents	32-47
Outlook, 1974-75	2-3
Players	15-31
Press, Radio, TV Credentials	3
Press, Radio, TV Outlets	Inside Back Cover
Records	68-69, 99-107
Roster	17
Schedules, Varsity and Junior Varsity	Back Cover
Squad Picture	18
Statistics	70-75
Big Eight, 1974	74-75
Junior Varsity, 1973-74	72
Varsity, 1973-74	71-72
Varsity Highs, 1973-74	73
Sun Devil Classic Pairings	36

The cover of Nebraska's 1974-75 Basketball Media Guide was designed by Don Van Horn, a senior art student at the University. Van Horn also designed this year's basketball posters.

GENERAL INFORMATION

School—University of Nebraska
Founded—February 15, 1869
Nickname—Cornhuskers, Huskers
School Colors—Scarlet and Cream
Conference—Big Eight
President—D. B. Varner
Chancellor—Dr. James H. Zumberge
Big Eight Faculty Representative—Dr. Keith Broman
Location—Lincoln, Nebraska
Enrollment—21,500
Director of Pep Band—Prof. Jack Snider
Telephone—Basketball Office—402-472-2265
Home Court—The Coliseum (8500)

NEBRASKA REGENTS

Kermit Hansen, Omaha, Chairman
Kermit Wagner, Schuyler, Vice Chairman
Mrs. J. G. Elliott, Scottsbluff
Robert R. Koefoot, M.D., Grand Island
James H. Moylan, Omaha
Robert J. Prokop, Ph.D., M.D., Wilber
Robert Raun, Minden
Edward Schwartzkopf, Lincoln

CORNHUSKER STAFF

Athletic Director	- - - - -	Bob Devaney
Ticket Director	- - - - -	Jim Pittenger
Sports Information Director	- - - - -	Don Bryant
Assistant Sports Information Director	- - - - -	Bill Bennett
Student Assistant	- - - - -	Dave McBride
Athletic Business Manager	- - - - -	Bill Fisher
Head Basketball Coach	- - - - -	Joe Cipriano
Assistant Coach	- - - - -	Moe Iba
Assistant Coach	- - - - -	Lonnie Porter
Graduate Assistant	- - - - -	Tom Novak
Student Manager	- - - - -	Craig Beman
Head Trainer	- - - - -	Paul Schneider
Student Trainer	- - - - -	Larry Trujillo

"REBUILDING YEAR" OVER, CIPRIANO OPTIMISTIC FOR '74

by **BILL BENNETT**

Assistant Sports Information Director

With the "rebuilding year" behind it, Nebraska's basketball team opened fall camp last Oct. 15 hoping that in 1974 the Huskers will be challenging for Big Eight and National honors.

Last year, during different parts of the season, Nebraska head Coach Joe Cipriano started a total of four freshmen and finished with a respectable 14-12 overall record and a 7-7 Big 8 finish (fourth place).

This year, Cipriano is more optimistic. Leading the Huskers will be All Big 8 guard and All American candidate Jerry Fort (6-3). The junior from Chicago led the Huskers in scoring last year with an average of 18-points-per-game.

Nebraska must fill the other guard spot left vacant by senior Tom Novak. Cipriano is hopeful that either senior Kent Reckewey (6-0), junior college transfer Steve Willis (5-11), or freshman Eric Coard (6-1) can take Novak's place.

A strong point for the 1974 Huskers will be its front line experience. Five "big men" lettermen return from 1973, all of them starters during some part of last season. Returning are sophomores Rickey Harris 6-7, Bob Siegel (6-6) and Ron Taylor, junior Larry Cox (6-6) and senior Steve Erwin (6-4).

One forward position was left vacant by senior Brendy Lee and the other, according to Cipriano, is up for grabs. Battling for the two starting berths beside the six lettermen will be freshman Curt Hedberg (6-8) and sophomore Ernie Martin (6-6).

Although recruiting wasn't emphasized in 1974 as it was last year, Cipriano is pleased with the new Husker signees. They are: guards Willis and Coard, along with forwards Hedberg, Martin and Terry Novak (6-4).

Overall, the Huskers should be stronger defensively and on the boards for the 1974 season. Last year, Nebraska was third in the league in defense by holding its opponents to 68.4 points-per-game.

However, the Huskers suffered through offensive problems during 1973 and Cipriano realizes this must be corrected in order for the Huskers to have a shot at the Big 8 title.


If Nebraska can establish a consistent, high scoring offense to accompany the tough defense, Nebraska's basketball outlook will be bright for 1974-75.

HOW TO OBTAIN PRESS AND RADIO ACCOMMODATIONS

All requests for press, radio, photographers and scouts working basketball games at the University of Nebraska's Coliseum should be directed to Don Bryant, Sports Information Director, or Assistant Sports Information Director Bill Bennett, 116 Stadium, University of Nebraska, 68501. Phone: 402-472-2263-4. Telecopier: 472-2005.

This brochure has been compiled and edited by Asst. Sports Information Director Bill Bennett and Sports Information Director, Don Bryant.

Bryants' home phone: 423-6563
Bennetts' home phone: 475-8776



NEBRASKA'S BASKETBALL STAFF



JOE CIPRIANO
Head Basketball Coach
University of Nebraska

Joe Cipriano heads into his 12th year as the head basketball coach at the University of Nebraska this winter—the longest head coaching stint in the 77-year history of the sport at NU. There's probably a good reason for that.

When "Slippery Joe" came to the Lincoln campus in the fall of 1963, Nebraska hadn't had a winner in 13 years and had finished above the .500 mark only twice in the previous 26. In his first 10 years with the Huskers, Cipriano fielded six winning teams. Heading into 1974-75 he has 151 wins at Nebraska (against 124 losses), 65 more than any previous coach. His overall record is 194-174.

He came to Nebraska from Idaho where in three years he transformed the Vandals from a 10-16 team in 1959-60, to 20-6 in his final season. He performed a similar feat at Nebraska. His first team finished 7-18, but his first group of freshmen recruits went undefeated and by the time they were juniors, Nebraska had its winningest team ever as the Huskers went 20-5 and missed a share of the Big Eight title only when Colorado upset them at Boulder in the next-to-last game. Cipriano was named Big Eight Coach of the Year in 1966.

Ever since, with the exception of last year, the Huskers have been either a solid contender or a key factor in the Big Eight title race. The title has eluded the Huskers so far, but in 1967, Cipriano guided the Huskers to their only Big Eight Tournament title ever; and he's the only NU coach to get his team into the finals, which he's done three times. His 1966-67 team was the first Nebraska and Big Eight team to play in the NIT. Here's Cipriano's season-by-season log at Nebraska: 7-18, 10-15, 20-5, 16-9, 15-10, 12-14, 16-9, 18-8, 14-12, 9-17 and 14-12.

Cipriano grew up in Sumas, Washington, and played his high school ball at nearby Nooksac Valley High School before being recruited by former NU Athletic Director Tippy Dye to play for him at the University of Washington. Cipriano started for three years at Washington and during that span (1950-51 to 1952-53) the Huskies went 79-15, won the Pacific Coast title all three years and finished third in the NCAA tournament in 1953. He was selected to play in the 1953 East-West Shrine Game in New York.

After graduating from Washington in 1953, Cipriano played for the AAU Buchan Bakers of Seattle for three years as the Bakers toured the Orient and Europe. He served as player-coach on the European trip and that's where the coaching bug hit him.

When he returned to the States, Cip coached high school ball for one year before Dye brought him back as his freshmen coach at Washington. He coached the Huskies freshmen for three years—the last one under John Grayson—then took the head coaching job at Idaho in 1959-60.

In 1964, Cipriano started the highly successful Cornhusker Basketball School which runs through the month of June every year on the Lincoln campus and or one week each at the Nebraska Western College in Scottsbluff and Chadron State College.

Other honors Cipriano has accumulated while at Nebraska include being a member of Henry Iba's coaching staff at the 1972 Olympic Try-Out Camp at the Air Force Academy. In 1973, he conducted a series of clinics in Taiwan, Thailand and the Philippines on a United States Air Force sponsored tour. This spring, Cip was a member of the coaching staff at the Aloha Classic in Hawaii. He also took the Huskers on a tour of Italy this summer.

QUOTING COACH JOE CIPRIANO:

Husker strengths: "Jerry Fort's performance and the depth in our front line will be our definite strong points. Fort was our leading scorer from last year and with five front line lettermen returning, our board strength should be even better than last year."

Husker weaknesses: "Our three main areas of concern are leadership, finding bona fide forwards and generating a consistently, high scoring offense. We're hoping that either junior college transfer Steve Willis or senior Kent Reckewey can combine with Fort to help solve the scoring and leadership problems. And it shouldn't be too difficult finding two starting forwards from five returning front line lettermen."

Overall: "Our defense last year was third in the league. If we can establish a potent, point producing offense to accompany our defense, some of our problems are solved. Our pre-conference schedule is a lot harder than it has been in the past few years and it will be interesting to see how we react to the challenge."

Big Eight race: "Kansas has got to be favored, returning four of five starters from last year's championship team. But Kansas will get plenty of competition from Oklahoma and Iowa State. Kansas State has always been a challenger and I think Oklahoma State must be considered a darkhorse. Colorado has some redshirts and transfers that could surprise some people. Missouri will be in a rebuilding year with only one starter returning from last year."



JOE CIPRIANO'S RECORD

Year	School	Won	Lost
1960-61	Idaho U.	10	16
1961-62	Idaho U.	13	13
1962-63	Idaho U.	20	6
IDAHO TOTALS		43	35
1963-64	Nebraska U.	7	18
1964-65	Nebraska U.	10	15
1965-66	Nebraska U.	20	5
1966-67	Nebraska U.	16	9
1967-68	Nebraska U.	15	10
1968-69	Nebraska U.	12	14
1969-70	Nebraska U.	16	9
1970-71	Nebraska U.	18	8
1971-72	Nebraska U.	14	12
1972-73	Nebraska U.	9	17
1973-74	Nebraska U.	14	12
NEBRASKA TOTALS		151	129
CAREER TOTALS		194	164

JOE CIPRIANO'S NEBRASKA RECORD AGAINST MAJOR CONFERENCES

BIG 8 TOTALS

(Tournament)

16 17 .485

(Regular Season)

78 76 .506


Conference	Games	Won	Lost	Pct.	Pts.	Opp.
Big Eight (tournament)	33	16	17	.485	2,237	2,327
Big Eight (Regular Season)	154	78	76	.506	10,819	11,031
Big Eight (All Games)	187	94	93	.503	13,056	13,358
Missouri Valley	6	4	2	.666	430	428
Southwest	9	5	4	.556	662	634
Big Ten	10	6	4	.600	762	752
Pacific-8	17	10	7	.588	1,281	1,277
Western Athletic	13	7	6	.537	945	927
Southeastern	2	0	2	.000	118	167
Atlantic Coast	1	0	1	.000	62	79
Major Independents	13	6	7	.462	942	987

JOE CIPRIANO'S NEBRASKA RECORD
AGAINST ALL OPPONENTS (Listed Alphabetically)

	W	L	Pct.	Pts.	Opp.
Air Force	1	0	1.000	57	53
Arizona	1	1	.500	142	137
Arizona State	0	1	.000	76	83
Augustana	2	0	1.000	148	112
California	3	3	.500	414	455
California—Irvine	1	0	1.000	76	73
Colorado	11	16	.407	1,829	1,871
Colorado State	1	1	.500	120	122
Duquesne	1	1	.500	135	152
Fullerton State	1	0	1.000	111	74
Georgia State	2	0	1.000	141	129
Hawaii	0	2	.000	146	168
Houston	0	2	.000	142	188
Idaho	1	0	1.000	90	49
Iowa	1	1	.500	150	156
Iowa State	14	11	.560	1,863	1,850
Kansas	8	20	.286	1,817	2,011
Kansas State	11	15	.312	1,804	1,907
Kentucky	0	1	.000	60	85
La Salle	1	1	.500	151	159
MacMurray	1	0	1.000	76	50
Marshall	0	1	.000	88	119
Miami (Fla.)	1	0	1.000	85	58
Michigan	1	1	.500	129	153
Michigan State	1	1	.500	143	133
Middle Tennessee	0	1	.000	65	76
Minnesota-Duluth	1	0	1.000	77	50
Missouri	13	12	.525	1,793	1,838
Nevada (Reno)	1	0	1.000	116	71
North Carolina	0	1	.000	62	79
North Texas State	1	0	1.000	64	46
Northeast Missouri	1	0	1.000	67	54
Northern Iowa	2	0	1.000	168	126

Northern Michigan	1	0	1.000	92	68
Oklahoma	18	9	.666	2,080	1,982
Oklahoma City	1	1	.500	155	150
Oklahoma State	19	10	.655	1,871	1,879
Oregon	2	0	1.000	164	133
Oregon State	1	1	.500	144	142
Pacific	1	0	1.000	90	78
Portland	1	0	1.000	71	69
Purdue	1	1	.500	171	166
San Jose State	1	0	1.000	80	63
South Dakota	3	0	1.000	244	184
Southern California	0	2	.000	137	158
Southern Methodist	1	1	.500	159	156
Stanford	1	0	1.000	71	67
Texas	1	1	.500	148	141
Texas A&M	1	0	1.000	78	69
Texas Christian	2	0	1.000	141	122
Texas Tech	0	2	.000	136	146
Vanderbilt	0	1	.000	58	82
Washington State	3	1	.750	341	322
Wichita State	3	2	.600	366	382
Wisconsin	2	0	1.000	169	143
Wyoming	5	3	.625	607	595
Totals	151	129	.539	20,044	20,047





MOE IBA
Assistant Coach

Moe Iba, son of retired Oklahoma State Coach Henry P. Iba, begins his fifth year as a Nebraska assistant coach. Before guiding the freshmen to a fine 19-5 record in his first two years at Nebraska, Moe was the head coach for four years at Memphis State University.


At Memphis State, Iba's first team had a 17-9 season and capped the season with an appearance in the National Invitational Tournament. MSU won its own Memphis State Classic and finished the season with the second best defense against scoring in the nation.

Iba went to Memphis State in August of 1966 after four highly successful seasons as an assistant to Don Haskins, at the University of Texas at El Paso. He compiled a 64-9 record with the frosh, while the varsity was winning 89, losing 20 and taking the NCAA championship in 1966.

Iba enjoyed a brilliant college basketball career, starting three years at Oklahoma State. He was considered the best long-range shooter in the Big Eight Conference, which he left via graduation in 1962.

An outstanding high school career at Stillwater High preceded Iba's entry into the college ranks. He was selected to play in the High School All America game at Hutchinson, Kansas after his graduation in 1957.

Moe is married to the former Cynthia Jones, of Oklahoma City, and they have three sons.



LONNIE PORTER
Assistant Coach

Lonnie Porter begins his third year as a Nebraska assistant coach. Before coming to Nebraska, Porter was a successful high school coach at Denver's Manual High School.

Porter, 30, guided Manual to a 21-2 record, the Colorado State AAA Championship, and the No. 1 ranking in the Southwest United States in 1972—his first year as a head coach. For this effort, he was named Denver Public League Coach of the Year and Colorado High School Athletic Association Basketball Coach of the Year.

After a brilliant playing career at Adams State College in Alamosa, Colo., Porter started his coaching career with the Adams State frosh in 1965-66. He left the coaching ranks for a year after that, but returned to work with the Manual sophomore and junior varsity teams for three years before becoming head coach.

At Adams State, Porter became the first player ever to be named to the All Rocky Mountain Conference team four times, won the conference scoring title three times and was All American in 1965.

A native of Indianapolis, Ind., he graduated from East Waterloo, Iowa, High School in 1961. He earned the B.A. Degree in physical education from Adams State in 1965 and the M.A. in administration from the same school a year later.

Porter and his wife, Dorothy, are the parents of a daughter, Staci, 4.


SCHNEIDER HUSKER CAGE TRAINER

Veteran Husker trainer, Paul Schneider, will again be the trainer for the NU basketball squad. Paul is a member of an experienced medical team headed by Dr. Samuel I. Fuenning. Also on the team are physicians Dr. Paul Goetowski, Dr. Richard Hammer, Dr. Pat Clare and Dr. Chuck Neuman, and physical-therapists George Sullivan and Dennis Sealey.




Schneider

Schneider and his wife, Georgia, have three daughters, Connie, Pam and Cindy, and a son, Jeff. Sullivan and his wife, Genie, have three sons, Greg, Gary and Glenn.



HUSKERS' FUTURE HOME



Within the next year, all Nebraska winter sports will desert the old Coliseum and move into their sparkling new field house, now under construction on the Nebraska State Fairgrounds, just north of the NU campus.


The structure—originally a \$12 million project, but increased to \$13 million by interest on bonds—will house facilities for basketball, indoor track, swimming, wrestling, gymnastics, as well as State Fair functions and a host of other activities.

At the right end of the model is the basketball arena. The capacity has tentatively been set at approximately 15,000, but a legislative act of last spring literally raised the roof—by four feet. This alteration will allow the addition of a balcony at a later date which would increase capacity to between 18,500 and 19,000 seats.

Athletic offices will be located under the stands on the near side of the arena along with basketball locker areas. Dressing areas for track, wrestling, swimming and gymnastics as well as a practice area for wrestling will be situated under the stands at the left end of the arena.

The middle section of the field house will house a 25-meter-by-25-yard swimming pool with a separate diving well and seating for 1,000 fans. A practice area for gymnastics will be adjacent to the pool area at the far end of the middle section, as shown in the model.

At the left end of the building, the Husker indoor track team will have a 220-yard track with seating for 4,000. Tennis courts will be located in the infield of the track.



MEET THE HUSKERS

1974-75 AT A GLANCE

COACHING STAFF

Head Coach Joe Cipriano—Beginning his 12th season at Nebraska. 11-year record at NU is 151-129 (.539). Career record after 14 years is 194-164.

Assistant Coach Moe Iba—Moe will be starting his fifth year at Nebraska. The son of famed Oklahoma State coach Henry P. Iba.

Assistant Coach Lonnie Porter—Beginning his third year on the Husker staff after leading Denver's Manual High School to a 21-2 record and the state title in his first year as a head coach in 1972.

RETURNING LETTERMEN—7

	Letters	Class	Hometown	Pos.
Larry Cox	1	Jr.	Denver, Colo.	C
Steve Erwin	2	Sr.	Laurel, Neb.	F
Jerry Fort	2	Jr.	Chicago, Ill.	G
Rickey Harris	1	Soph.	Denver, Colo.	F-C
Kent Reckewey	2	Sr.	Lincoln, Neb.	G
Bob Siegel	1	Soph.	Fairbury, Neb.	F
Ron Taylor	1	Soph.	Midland, Tex.	C

NEW FACES

	Ht.	Wt.	Class	Hometown
Eric Coard	6-1	172	Fr.	Washington, D.C.
Curt Hedberg	6-8	185	Fr.	Lincoln, Neb.
Ernie Martin	6-6	180	Soph.	Denver, Colo.
Terry Novak	6-4	200	Fr.	Lincoln, Neb.
Steve Willis	5-11	165	Jr.	Indianapolis, Ind.

1974-75 UNIVERSITY OF NEBRASKA VARSITY BASKETBALL ROSTER

No.	Name	Pos.	Ht.	Wt.	Birthdate	Class	Homtown (High School)
34	Chambers, Phil	F	6-6	170	9-17-55	Soph.	Denver, Colo. (East)
20	Coard, Eric	G	6-1	170	7-14-56	Fr.	Washington, D.C. (DeMattha)
40	*Cox, Larry	C	6-6	201	4-2-54	Jr.	Denver, Colo. (Jefferson)
44	**Erwin, Steve	F	6-4	201	12-17-52	Sr.	Laurel, Neb.
14	**Fort, Jerry	G	6-3	170	7-28-54	Jr.	Chicago, Ill. (Hales Franciscan)
30	*Harris, Rickey	C-F	6-7	170	10-6-55	Soph.	Denver, Colo. (Manual)
50	Hedberg, Curt	F-C	6-8	195	12-1-55	Fr.	Lincoln, Neb. (East)
24	Martin, Ernie (T1)	F	6-6	171	7-6-53	Soph.	Denver, Colo. (Manual)
32	Novak, Terry	F	6-4	195	12-10-55	Fr.	Lincoln, Neb. (Northeast)
22	**Reckewey, Kent	G	6-1	156	9-1-53	Sr.	Lincoln, Neb. (East)
42	*Seigel, Bob	F	6-7	221	3-30-55	Soph.	Fairbury, Neb.
54	*Taylor, Ron	C	6-10	200	4-8-55	Soph.	Midland, Tex.
12	Willis, Steve (T2)	G	5-11	160	10-1-52	Jr.	Indianapolis, Ind. (Cathedral)

*Letters earned. (T1)—Transfer from Denver Community College, Denver, Colo.

(T2)—Transfer from North Idaho College, Coeur d'Alene, Idaho

Head Coach: Joe Cipriano

Assistants: Moe Iba, Lonnie Porter




1974-75 UNIVERSITY OF NEBRASKA BASKETBALL TEAM

JERRY FORT

GUARD
ALL BIG EIGHT

14



Junior . . . 6-3 . . . 175 . . . Chicago, Ill. . . . 2L

As a sophomore, guard Fort was named to the All Big Eight basketball team . . . Started every game last year . . . Led the Huskers in scoring during the 1973-74 season with an 18-point-per-game average . . . High game was 33 points during Nebraska's road trip win over Missouri . . . Started 18 varsity games as a freshman and led the Huskers in scoring with a 14.5 average . . . Holds every frosh scoring record, several sophomore records and will certainly own many more before his career is through . . . Nickname: Stick . . . All-City at Hales Franciscan High School under Coach Carl Silivstrinik . . . B-plus student in history . . . Born: July 28, 1954 . . . Parents: Mr. and Mrs. Percy Fort.

CAREER TOTALS

	G-S	FG-FGA	Pct.	FT-FTA	Pct.	Reb.	Avg.	PF-D	TP	Avg.	High Game
1972-73	26-18	151-349	.433	74-104	.712	106	4.0	79-5	376	14.5	27, Kansas
1973-74	26-26	207-484	.428	54-88	.614	110	4.2	71-1	468	18.0	33, Missouri
Career	52-44	358-833	.431	128-192	.663	216	4.1	150-6	844	16.2	33, Missouri

STEVE ERWIN

FORWARD

44



Senior . . . 6-4 . . . 204 . . . Laurel, Neb. . . . 2L

Will be in the thick of competition to earn one of the two forward starting berths . . . Started all but one game during the 1973-74 season . . . Last year averaged 6.7-points-per-game and 5.2-rebounds-per-game . . . Finished with best free throw percentage, .886 . . . Became a starter during the latter part of the 1972-73 season . . . Averaged 11.2 points-per-game and 8.9 rebounds-per-game with 1971-72 Frosh . . . Small for a forward, but his hustle and desire more than make up for his lack of height . . . All-State in both football and basketball at Laurel High School . . . Prep cage coach: Larry Moore . . . "B" student in Animal Science . . . Born: Dec. 17, 1952 . . . Parents: Mr. and Mrs. Verdel Erwin.


CAREER TOTALS

	G-S	FG-FGA	Pct.	FT-FTA	Pct.	Reb.	Avg.	PF-D	TP	Avg.	High Game
1972-73	19-8	29-55	.527	1-9	.111	49	2.5	26-2	59	3.1	13, Kansas St.
1973-74	26-25	68-171	.398	39-44	.886	134	5.2	71-4	175	6.7	24, Minn.-Du.
Career	45-33	97-226	.312	40-53	.755	183	4.1	97-6	234	4.2	24, Minn.-Du.

KENT RECKEWAY

GUARD

22



Senior . . . 6-1 . . . 160 . . . Lincoln, Neb. . . . 2L

Will compete with junior college transfer Steve Willis for the starting guard berth opposite Jerry Fort . . . Saw limited action in 1973 . . . Started three games during the 1972-73 season . . . Star of 1971-72 Husker frosh with a 19.8 scoring average and a .488 field goal percentage . . . Has a perfect 4.0 grade in Arts and Sciences . . . All State twice under coach Paul Forch at Lincoln East High School and took Spartans to state title in 1971 . . . Born: Sept. 1, 1953 . . . Parents: Mr. and Mrs. Rex Reckewey.


CAREER TOTALS

	G-S	FG-FGA	Pct.	FT-FTA	Pct.	Reb.	Avg.	PF-D	TP	Avg.	High Game
1972-73	19-3	51-115	.443	35-41	.854	26	1.4	25-0	137	7.2	19, TCU
1973-74	14-0	8-28	.286	8-10	.800	8	0.6	12-0	24	1.7	6, MacMurray
Career	33-3	59-143	.365	43-51	.827	34	1.0	37-0	161	4.5	19, TCU

LARRY COX

CENTER

40



Junior . . . 6-6 . . . 205 . . . Denver, Colo. . . . 1L

Starting Husker center during most of the 1973-74 Big 8 season, but will have to compete with other Nebraska "big men" to get his starting job back . . . Brought up from the junior varsity early last year and performed well . . . Highest 1973 Husker field goal percentage with .579 . . . Star of 1972-73 junior varsity, scoring 213 points for a 19.4 average and hauling in 162 rebounds for a 16.5 average . . . B-plus student in Business Administration . . . All City basketball performer at Denver's Thomas Jefferson High School under coach Gaston Santi . . . Born: April 2, 1954 . . . Parents: Mr. and Mrs. Thomas A. Cox.


CAREER TOTALS

	G-S	FG-FGA	Pct.	FT-FTA	Pct.	Reb.	Avg.	PF-D	TP	Avg.	High Game
1973-74	19-13	44-76	.579	45-64	.703	84	4.4	53-5	133	7.0	15, Iowa St.

BOB SIEGEL

FORWARD

42



Sophomore . . . 6-7 . . . 220 . . . Fairbury, Neb. . . . 1L

One of several sophomore Husker performers Cipriano hopes will shine in 1974 . . . Alternate forward in 1973 . . . His 26 points led Nebraska's triple overtime victory over Iowa State . . . Has the potential to be one of the best in the Big Eight . . . All State and All American at Fairbury High School under Coach Charles Moore . . . Led his team to two Class B state championships . . . Played in Dapper Dan Classic and with fellow Husker Mark Enright in the Albert Schweitzer youth basketball tournament in Mannheim, Germany during spring of 1973 . . . Major: Business . . . Born: March 30, 1955 . . . Mother: Mrs. L. Hendrickson.


CAREER TOTALS

	G-S	FG-FGA	Pct.	FT-FTA	Pct.	Reb.	Avg.	PF-D	TP	Avg.	High Game
1973-74	19-1	35-89	.393	12-18	.667	66	3.5	26-0	82	4.3	26, Iowa State

RICKEY HARRIS

CENTER-FORWARD

30



Sophomore . . . 6-7 . . . 170 . . . Denver, Colo. . . . 1L

A starter for three games in 1973, Harris will be vying for the starting positions at center and at either forward position . . . Although "only" 6-7, Harris has the leaping ability to jump with the 7-footers . . . High game in 1973 was 22 points against Northeast Missouri . . . As a junior in high school, Harris was All City at Denver's Manual High School where he played on Husker Assistant coach Lonnie Porter's Colorado state title team of 1972 . . . Major: Business . . . Nickname: Stein . . . Born: Oct. 6, 1955 . . . Parents: Norman and Gladys Harris.


CAREER TOTALS

	G-S	FG-FGA	Pct.	FT-FTA	Pct.	Reb.	Avg.	PF-D	TP	Avg.	High Game
1973-74	26-3	56-131	.427	22-46	.478	116	4.5	47-2	134	5.2	22, NE Mo.

RON TAYLOR

CENTER

54



Sophomore . . . 6-10 . . . 205 . . . Midland, Tex. . . . 1L

In 1974, Taylor could possibly be starting at either center or forward for the Huskers . . . Played in 18 games during the 1973-74 season, starting nine times . . . Tallest Husker recruit since All Big Eight center Chuck Jura (6-10) in 1968 . . . All State, All District, All South Plains and a member of the Texas "Blue Chip" team at Midland High School . . . Also lettered in track . . . Prep coach: James Cagle . . . Major: Undeclared . . . Born: April 8, 1955 . . . Parents: Mr. and Mrs. Albert Taylor.


CAREER TOTALS

	G-S	FG-FGA	Pct.	FT-FTA	Pct.	Reb.	Avg.	PF-D	TP	Avg.	High Game
1973-74	18-9	64-149	.430	31-52	.596	100	5.6	28-0	159	8.8	23, Kansas

PHIL CHAMBERS

FORWARD

34



Sophomore . . . 6-6 . . . 174 . . . Denver, Colo.

Potential top alternate forward for the Huskers during the upcoming season . . . Played in only four varsity games last year . . . In 1973, he started in all the Husker frosh games . . . Averaged 6.8 points per game and 5.7 rebounds per game . . . All City, All State and All American at Denver's East High School where he averaged 18.5 points per game and 10 rebounds per game as a senior . . . As a prep star, Chambers was one of the most highly recruited basketball players ever to come out of Colorado . . . High school coach: Ted Calloway . . . Major: Special education in Teachers College . . . Born: Sept. 17, 1955 . . . Parents: Mr. and Mrs. Otha L. Chambers.


CAREER TOTALS

	G-S	FG-FGA	Pct.	FT-FTA	Pct.	Reb.	Avg.	PF-D	TP	Avg.	High Game
1973-74	4-0	2-5	.400	2-3	.667	2	0.5	3-0	6	1.5	4, Oklahoma

STEVE WILLIS

GUARD

12




Junior . . . 22 . . . 5-11 . . . 160 . . . Indianapolis, Indiana

Could join junior Jerry Fort as the Huskers starting pair of guards . . . Transfer from North Idaho College in Coeur d'Alene, Idaho . . . Twice JC All American . . . While at Cathedral High School in Indianapolis, Willis gained All City and All State honors . . . Six-sport letterman, four in basketball and one in football and track . . . Junior college coach: Rolly Williams . . . Prep coach: Tom O'Brien . . . Major: Physical Education . . . Born: Oct. 1, 1952 . . . Parents: Mr. and Mrs. Willis.

CURT HEDBERG

CENTER-FORWARD

50




Freshman . . . 19 . . . 6-8 . . . 195 . . . Lincoln, Nebraska

Should add depth to the Husker front line . . . Led Lincoln East High School to the Class A State Finals last year . . . Three-year letterman under coach Paul Forch . . . As a senior, Hedberg gained All City, All State and All State Tournament honors . . . Will be a teammate of Terry Novak, who for three years was his arch rival at Lincoln Northeast High School . . . Major: Architecture . . . Born: Dec. 1, 1955 . . . Parents: Mr. and Mrs. Melvin Hedberg.

ERIC COARD

GUARD

20




Freshman . . . 18 . . . 6-1 . . . 170 . . . Washington, D.C.

Comes to Nebraska from one of the most highly respected high school basketball institutions in the nation, DeMatha in Washington, D.C. . . . Was a three-year basketball letterman under coach Morgan Wootten . . . Earned All League and All Tourney honors . . . Business major in marketing . . . Born: July 14, 1956 . . . Parents: Elmer and Faith Coard.

ERNIE MARTIN

FORWARD

24




Sophomore . . . 21 . . . 6-6 . . . 171 . . . Denver, Colorado

Will be in competition with other Husker big men to land a starting forward position . . . Transfer from Denver Community College . . . Led Denver's Manual High School to the Colorado State AAA Basketball Championship . . . Under coach Lonnie Porter, now a Husker assistant coach, Martin gained All City and All State honors, plus was named the Most Valuable Player in the state championship . . . Nickname: Hawk . . . Major: Physical Education . . . Born: July 6, 1953 . . . Mother: Mrs. Rosa M. Martin.

TERRY NOVAK


FORWARD

32



Freshman . . . 19 . . . 6-4 . . . 195 . . . Lincoln, Nebraska

Potential Husker star at the forward position . . . Despite his size, Novak played center at Lincoln Northeast High School and led his team to the 1973 Class A State Basketball Championships . . . Under coach Ed Johnson, Novak earned All City honors three times and All State honors twice . . . Six-sport letterman, three in basketball and track . . . Brother of Tom Novak, Husker graduate assistant and former Nebraska basketball letterman from 1971-74 . . . Terry is enrolled in Arts and Sciences College . . . Born: Dec. 10, 1955 . . . Parents: Mr. and Mrs. Tom Novak . . . Father is a former Husker All American center.



NON-CONFERENCE

OPPONENTS

HUSKERS GAIN EXPERIENCE DURING SUMMER ITALIAN TRIP

By **BILL BENNETT**

Assistant Sports Information Director

July 14, 1974—Whether it be Lincoln, Nebraska or Milan, Italy, Husker basketball coach Joe Cipriano feels right at home arguing with the officials. But running battles with the referees was just one of the Nebraska experiences during its three-week long playing tour of Italy.

Cipriano and the Huskers left Lincoln for Italy on June 30th and returned home July 23rd. During the three weeks, Nebraska conducted clinics, participated in two tournaments (placing third in one) and finished the trip with an overall record of 2-5.

"Officials in Italy call you for touching or yelling," Cipriano said. "I even got called for a few technicals. But as long as you said it with a smile you usually got away with it."

Although the Huskers finished with a losing record, Cipriano was pleased with the team's overall performance. "Jerry Fort averaged over 20 points a game and was named The Most Valuable Young Player during one of the tournaments," he said. "Rickey Harris received the same honor from the second tournament. I was also pleased with the play of Bob Siegel, Steve Erwin and Kent Reckewey."

"I was really surprised with the high level of competition we faced," Cipriano said. "Most of those Italian teams are trying to find American players and we played one team that had eight Americans on it, all of them over 6-8."

"We shot around 45 percent for all the games," he said. "But we were hurting on the boards towards the end of every game. Because of the officiating, we finished the first game with only four guys."

There were many differences between American and Italian basketball, Cipriano said. Among the ones he cited were playing surfaces, dead backboards, rougher play, shorter courts and no time outs.

"We played one game on a marble court," he said. "And we played a couple of others outdoors and that's a little different just because we weren't used to it."

Never has a trip taken place without a humorous story to go with it, and Nebraska's excursion is no exception.

"We were on a train from Milan to Venice and the entire team was spread out among three cars," he said. "And I had all the tickets and passports. So when the conductor asked Siegel for his ticket, which he didn't have, he almost threw Bob off the train. Luckily, we worked everything out."

Overall, Cipriano said the Huskers were treated well and would enjoy going back. "There were no serious problems," he said. "There were good comments everywhere on how the players acted and behaved. As a team, we got a chance to know each other a lot better and I think this will help during the coming season."



SOUTH DAKOTA STATE

HOME: NOV. 30, 1974

Name of School: South Dakota State University

Location: Brookings, South Dakota

Enrollment: 6,200

Conference: North Central Conference

Home Court (Capacity): Frost Arena (9,500)

Nickname: Jackrabbits

Colors: Yellow and Blue

President: M. H. Briggs

Athletic Director: Stan Marshall

Sports Information Director: Dave Martin

Office Phone: 605-688-4623

Home Phone: 605-692-4600

Coach Gene Zulk: Begins his first year as head coach at SDSU after serving there as an assistant.

Assistant Coach: Sam Milanovich

Basketball Office Phone: 605-688-5626



RON WIBLEMO

1973-74 Record: Overall 11-12; NCC 4-10; Conference finish, 7th.

Returning Lettermen (4): RON WIBLEMO (g, 6-0, sr., 15.6 ppg); MARK GRAHAM (g, 6-0, soph., 5.6); GEORGE SCHROEDER (f, 6-4, jr., 10.1); Larry Mulder (c, 6-7, jr., 4.5). (1973-74 starters are capitalized)

Lettermen Lost (4): RICH GERRY (g, 6.1); EVAN FRANKEN (f, 10.4); Dale Nickelson (c, 19.8); Jeff Nielsen (f, 4.2).

Newcomers to Watch: Steve Brown (g, 5-10, fr.); George Newman (g, 6-3, fr.); Dallus Ustrud (f, 6-8, fr.); Bob Ashley (c, 6-10, fr.); Brian Shanks (c, 7-0, fr.).

1974-75 Outlook:

The Jackrabbits will undergo a rebuilding year this season, with only four lettermen returning. An excellent group of recruits will need this season to gain experience. Shanks will be the first seven-footer to play in the NCC and was named to the nation's Top 20 by the Sporting News magazine. SDSU hopes to improve on last year's seventh place finish and 11-12 overall record.

Series History: Nebraska last played the Jackrabbits in 1957 with the Huskers winning 64-52. Overall, Nebraska holds a 7-0 edge in the series.

1973-74 SCHEDULE

Date	Opponent	Date	Opponent
Nov. 29	Yankton College	Jan. 11	at University of No. Iowa
Nov. 30	at Nebraska	Jan. 18	University of South Dakota
Dec. 6	South Dakota Tech	Jan. 25	at Morningside College
Dec. 7	Valley City State College	Jan. 31	North Dakota State U.
Dec. 11	at Gustavus Adolphus Col.	Feb. 1	University of North Dakota
Dec. 14	Jamestown College	Feb. 6	Morningside College
Dec. 21	Westmar College	Feb. 8	at University of South Dakota
Dec. 26-28	NCC Holiday Tourney @ Sioux Falls	Feb. 14	University of No. Iowa
Jan. 4	at Augustana College	Feb. 15	Mankato State College
Jan. 10	at Mankato State College	Feb. 22	Augustana College
		Feb. 28	at University of North Dakota
		Mar. 1	at North Dakota State U.

SUN DEVIL CLASSIC PAIRINGS

Tempe, Arizona

December 6-7, 1974

NEBRASKA

Fri., Dec. 7
7 p.m. MST

Nebraska

Long Beach State
Arizona State

Sat., Dec. 8
9 p.m. MST

Arizona St

Fri., Dec. 7
9 p.m. MST

Arizona St

Montana

Friday's losers play at 7 p.m. MST, Saturday.




ARIZONA STATE

SUN DEVIL CLASSIC

DEC. 6-7, 1974



NED WULK
Head Coach



LIONEL HOLLINS

Name of School: Arizona State University
Location: Tempe, Arizona
Enrollment: 32,000
Conference: Western Athletic
Home Court (Capacity): University Activity Center (14,200)
Nickname: Sun Devils
Colors: Maroon and Gold
President: Dr. John Schwada
Athletic Director: Dr. Fred L. Miller
Sports Information Director: Dick Mullins
Office Phone: 602-965-3659
Home Phone: 602-967-3016
Coach Ned Wulk: Heads into his 24th year as head coach at ASU with an overall record of 350-262.
Assistant Coaches: Bruce Haroldson, Jim Carey
Basketball Office Phone: 602-965-3261

1973-74 Record: Overall 18-9; WAC 9-5; Conference finish, 2nd.

Returning Lettermen (7): LIONEL HOLLINS (g, 6-3, sr., 17.3 ppg); MIKE MOON (g, 6-2, sr., 9.4); SCOTT LLOYD (c-f, 6-10, jr., 9.5); Gary Jackson (g-f, 6-5, jr., 5.2); Nate Drayton (g-f, 6-3, jr., 2.9); Tom Day (g, 5-10, jr., 2.6); Jack Schrader (f, 6-7, sr., 4.2). (1973-74 starters are capitalized)

Lettermen Lost (4): MARK WASLEY (f, 6-9, 11.0); KEN GRAY (f, 6-5, 8.1); RON KENNEDY (c, 6-11, 9.2); James Brown (g, 6-3, 9.1).

Newcomers to Watch: Nebrayl Bing (f, 6-5, soph.); Greg White (f, 6-9, jr.); Ken Wright (f, 6-7, jr.).

1974-75 Outlook:

Arizona State returns three starters from last year's team that placed second in the Western Athletic Conference. Head Coach Ned Wulk is optimistic about the 1974-75 season. "We won't be as physical as last season, but we'll be faster and quicker and more tenacious on defense," Wulk said. "This squad has all the makings of a fast break team."

Series History: Nebraska's only game against Arizona State was an 83-76 loss in 1968.

1974-75 SCHEDULE

Date	Opponent	Date	Opponent
Dec. 3	Whittier	Jan. 10	at Brigham Young
Dec. 6-7	Sun Devil Classic @ Tempe, Ariz.	Jan. 11	at University of Utah
Dec. 9	at Wichita	Jan. 17	U. of Texas-El Paso
Dec. 10	at St. Louis	Jan. 18	New Mexico
Dec. 13	at Fiesta Doubleheader UA vs. Illinois 7:00 ASU vs. Kansas State 9:00	Jan. 24	at Colorado State
Dec. 14	at Fiesta Doubleheader UA vs. Kansas State 7:00 ASU vs. Illinois 9:00	Jan. 25	at Wyoming
Dec. 17	San Diego State	Feb. 1	at University of Arizona
Dec. 26-28	at Far West Classic @ Portland, Ore.	Feb. 14	Utah
Jan. 3	Oregon State	Feb. 15	Brigham Young
		Feb. 21	at New Mexico
		Feb. 22	at U. of Texas-El Paso
		Feb. 28	Wyoming
		Mar. 1	Colorado State
		Mar. 8	University of Arizona



DWIGHT JONES
Head Coach

LONG BEACH STATE SUN DEVIL CLASSIC DEC. 6-7, 1974

Name of School: Long Beach State
Location: Long Beach, Calif.
Enrollment: 32,000
Conference: Pacific Coast Athletic Conference
Home Court (Capacity): Long Beach Arena (9,600)
Nickname: 49ers
Colors: Brown and Gold
President: Dr. Stephen Horn
Athletic Director: to be named
Sports Information Director: Tim Taylor
Office Phone: 213-498-4667
Home Phone: 213-433-1432
Coach Dwight Jones: Begins his first year as head coach of the 49ers after serving as assistant coach for the last three years.
Assistant Coaches: Jerry Chandler, Dana Pagett
Basketball Office Phone: 213-498-5006



BOB GROSS

1973-74 Record: Overall 24-2; PCAA 12-0; Conference finish, 1st.

Returning Lettermen (7): Bob Gross (g-f, 6-6, sr., 6.8 ppg); John Kazmer (g, 6-4, sr., 2.0); Dave Leslie (g, 6-3, sr., 2.0); Dale Dillon (g, 6-4, soph, 1.8); Floyd Heaton (g, 6-5, sr., 2.0); Kyle Jackson (f, 6-7, sr., 3.0); Carlos Mina (c, 6-8, sr., 4.5).

Lettermen Lost (5): GLENN McDONALD (g, 6-6, 13.7); RICK ABEREGG (g, 5-11, 6.9); LEONARD GRAP (f, 6-8, 14.5); ROSCOE PONDEXTER (f, 6-7, 15.6); CLIFTON PONDEXTER (c, 6-8, 15.6). (1973-74 starters are capitalized)

Newcomers to Watch: Larry Hudson (f-g, 6-6, fr.); Richard Johnson (f-g, 6-5, jr.); James Dawson (c, 6-8).

1974-75 Outlook:

Long Beach State lost its entire starting lineup from last year's nationally Top Ten ranked team. Therefore, this season will definitely be a rebuilding year for the 49ers. First year coach Dwight Jones will have seven returning lettermen back this fall, in addition to several top recruits. Leading the lettermen will be senior forward-guard Bob Gross and the top new recruit is freshman forward-guard Larry Hudson.

Series History: First meeting.

1974-75 SCHEDULE

Date	Opponent	Date	Opponent
Nov. 29	at Cal State Los Angeles	Jan. 16	L.A. State
Dec. 4	University of San Francisco	Jan. 18	U.C. Irvine
Dec. 6-7	at Sun Devil Classic	Jan. 23	University of Pacific
	@ Tempe, Ariz.	Jan. 25	San Jose State
Dec. 14	Baylor University	Jan. 30	at Cal State Fullerton
Dec. 20-21	at Cable Car Classic	Feb. 1	at San Diego State
	@ San Francisco	Feb. 5	U.C. Santa Barbara
Dec. 27-28	International City Classic	Feb. 8	Fresno State
	@ Long Beach	Feb. 15	at Fresno State
Jan. 4	University of Colorado	Feb. 20	at San Jose State
Jan. 7	at Wichita State	Feb. 22	at University of Pacific
Jan. 9	at Oral Roberts U.	Feb. 27	San Diego State
Jan. 11	at Northern Illinois	Mar. 1	Cal State Fullerton

MONTANA

SUN DEVIL CLASSIC

DEC. 6-7, 1974



JUD HEATHCOTE
Head Coach



KEN MCKENZIE

Name of School: University of Montana
Location: Missoula, Montana
Enrollment: 8,500
Conference: Big Sky
Home Court (Capacity): Adams Fieldhouse (9,300)
Nickname: Grizzlies
Colors: Copper, Silver and Gold
President: Dr. Richard Bowers
Athletic Director: Jack Swarouth
Sports Information Director: George Gultz
Office Phone: 406-243-2522
Home Phone: 406-549-6757
Coach Jud Heathcote: Begins his fourth year as head coach at Montana with an overall record of 46-33.
Assistant Coach: Jim Brandenburg
Basketball Office Phone: 406-243-5331

1973-74 Record: Overall 19-8; Big Sky 11-4; Conference finish, 2nd.

Returning Lettermen (8): BEN DeMERS (g, 6-3, soph., 9.0 ppg); ERIC HAYS (f, 6-3, sr., 11.3); TIM STAMBAUGH (f, 6-7, jr., 6.3); KEN MCKENZIE (c, 6-9, sr., 18.7); Tom Peck (g, 5-10, sr., 2.5); Mark Nord (g, 6-0, sr., 1.6); Tim Blaine (f, 6-9, jr., 2.2); Larry Smedley (f, 6-6, sr., 7.1). (Starters are capitalized)

Lettermen Lost (3): ROBIN SLEVIG (g, 6-2, 11.6); Kevin Rocheleau (g, 5-10, 5.3); Scott Hollenbeck (f, 6-6, 1.9).

Newcomers to Watch: Chris Powers (g, 6-0, soph.); Mike Richardson (f, 6-7, soph.); Steve DeMers (f, 6-5, fr.); Mark Reich (c, 6-10, fr.).

1974-75 Outlook:

Head Coach Jud Heathcote is expecting big things from his Grizzlies during the 1974-75 season. "We'll be a better team this year than we were last year," he said. "In McKenzie, Hays and DeMers (Ben), we have proven and first rate players. Our record may not equal last years 19-8, but we'll be in the thick of things in the Big Sky, and will surprise many of the teams on our schedule, which is, incidentally, much tougher than last year."

Series History: In its only meeting, Nebraska defeated the Grizzlies 53-39 during the 1936-37 basketball season.

1974-75


Date	Opponent	Date	Opponent
Nov. 30	at Colorado State	Jan. 17	at University of Hawaii
Dec. 3	College of Great Falls	Jan. 18	at University of Hawaii
Dec. 6-7	at Sun Devil Classic	Jan. 25	at Montana State
	@ Tempe, Ariz.	Jan. 31	at Gonzaga University
Dec. 9	San Jose State	Feb. 1	at University of Idaho
Dec. 14	Portland University	Feb. 7	Gonzaga University
Dec. 19	Seattle University	Feb. 8	University of Idaho
Dec. 21	at Santa Barbara	Feb. 14	at Boise State
Dec. 23	at Portland State	Feb. 15	at Idaho State
Dec. 30	Puget Sound	Feb. 21	Boise State
Jan. 3	Weber State	Feb. 22	Idaho State
Jan. 4	Northern Arizona	Feb. 27	at Weber State
Jan. 10	Montana State	Mar. 1	at Northern Arizona

NORTH TEXAS STATE

AWAY: DEC. 10, 1974



GENE ROBBINS
Head Coach



BOBBY IVERSON

Name of School: North Texas State
Location: Denton, Texas
Enrollment: 16,000
Conference: Missouri Valley
Home Court (Capacity): North Texas Coliseum (10,000)
Nickname: Mean Green and Eagles
Colors: Green and White
President: C. C. Nolen
Athletic Director: Hayden Fry
Sports Information Director: Fred Graham
Office Phone: 817-788-2278
Home Phone: 817-382-3325
Coach Gene Robbins: Robbins begins his fourth year as head coach at North Texas State with an overall record of 30-47.
Assistant Coaches: Shannon Reading, Billy Tubbs
Basketball Office Phone: 817-788-2006

1973-74 Record: Overall 13-13; Missouri Valley 4-8; Conference finish, tie for 7th.

Returning Lettermen (9): TONY WRIGHT (g, 6-2, sr., 10.0 ppg); EARL KING (g, 6-0, jr., 11.9); BOBBY IVERSON (f, 6-6, sr., 21.1); KIM TATE (c, 6-10, soph., 5.3); Carl Jones (g, 6-2, jr., 10.7); Larry Spruiell (g, 6-2, soph., 5.8); Glenn Buntin (g, 6-3, sr., 2.2); Dwight Mitchell (f, 6-7, soph., 5.1); Phillip Sewell (f, 6.8, soph., 1.5). (Starters are capitalized)

Lettermen Lost (1): STAN BLACKMON (c, 6-7, 16.7).

Newcomers to Watch: Terry Bailey (f, 6-8, jr.); Joe Pride (f, 6-6, jr.); Melvin Davis (f, 6-8, fr.).

1974-75 Outlook:

"We certainly expect to be an improved team," Head Coach Gene Robbins said. "With a few scattered breaks, we could have had a truly excellent season last year. We like the play of our guards and, of course, Bobby Iverson. That's a good nucleus and we think Kim Tate and the other youngsters will improve a great deal. We set out to recruit the big player and, in terms of potential, it was the best group we've signed since I've been here."

Series History: The Huskers lead the series 1-0, defeating North Texas State 64-46 during the 1972-73 season.

1974-75 SCHEDULE

Date	Opponent	Date	Opponent
Nov. 30	Texas-Arlington	Jan. 25	at Memphis State
Dec. 3	SMU	Jan. 30	at St. Louis
Dec. 6-7	at Creighton Classic @ Omaha, Neb.	Feb. 1	at Louisville
Dec. 10	Nebraska	Feb. 4	West Texas State
Dec. 21	Wayland Baptist	Feb. 6	Tulsa
Dec. 26-29	at All-College Tournament @ Oklahoma City at West Texas State	Feb. 8	at Bradley
Jan. 11	Bradley	Feb. 13	at Wichita State
Jan. 14	at New Mexico State	Feb. 15	New Mexico State
Jan. 18	Drake	Feb. 20	St. Louis
Jan. 23		Feb. 22	Wichita State
		Feb. 25	at Drake
		Feb. 27	at Tulsa
		Mar. 1	Louisville

WICHITA STATE

HOME: DEC. 14, 1974

Name of School: Wichita State University

Location: Wichita, Kansas

Enrollment: 14,050

Conference: Missouri Valley

Home Court (Capacity): Henry Levitt Arena (11,000)

Nickname: Shockers

Colors: Black and Gold

President: Clark Ahlberg

Athletic Director: Ted C. Bredehoft

Sports Information Director: Steve Barcus

Office Phone: 316-689-3265


Coach Harry Miller: Begins his third year as head coach of the Shockers with a record of 37-41. During 22 years of coaching he has a lifetime record of 303-214.

Assistant Coach: Buddy Othick

Basketball Office Phone: 316-689-3255



HARRY MILLER
Head Coach



CALVIN BURTON

1973-74 Record: Overall 11-15; Missouri Valley 6-7; Conference finish, fifth.

Returning Lettermen (5): CALVIN BURTON (g, 5-9, jr., 11.3 ppg); Doug Yoder (f, 6-8, jr., 3.0); Jim McCullough (f, 6-6, jr., 2.0); Floyd Holmes (c, 6-7, sr., 3.2); Neal Strom (c, 6-7, jr., 7.8). (Starters are capitalized)

Lettermen Lost (5): ROBERT WILSON (g, 6-2, 20.0); BILL LANG (f, 6-5, 8.3); RICH MORSDEN (f, 6-4, 16.9); Virgil Tucker (g, 6-3, 3.7); Greg Boxberger (f, 6-4, 1.8).

Newcomers to Watch: Robert Gray (g-f, 6-6, jr.); Robert Elmore (c, 6-10, soph.).

1974-75 Outlook:

Wichita State lost five of their top eight to graduation and will have to rely on new faces and players with minimal experience to carry the load in the 1974-75 season. Team leaders should be Calvin Burton, junior guard and junior center Neal Strom. Top newcomer should be Robert Elmore, younger brother of former Maryland star Len Elmore. Elmore missed most of the 1973-74 season with a foot injury but should be back at full strength this year.

Series History: Last year, in Wichita, the Shockers defeated Nebraska 66-58 and leads the series 5-3.

1974-75 SCHEDULE

Date	Opponent	Date	Opponent
Nov. 29	at U.C.L.A.	Jan. 23	at Tulsa
Dec. 2	South Dakota University	Jan. 25	New Mexico State
Dec. 7	at B.Y.U.	Jan. 30	Memphis State
Dec. 9	Arizona State University	Feb. 1	Bradley
Dec. 14	at Nebraska	Feb. 6	Louisville
Dec. 21	at Oklahoma University	Feb. 8	at New Mexico State
Dec. 27	Loyola	Feb. 10	at West Texas
Dec. 30	at Memphis State	Feb. 13	North Texas State
Jan. 7	Long Beach State	Feb. 15	Tulsa
Jan. 9	at Drake	Feb. 20	at Louisville
Jan. 11	at Bradley	Feb. 22	at North Texas
Jan. 16	West Texas State	Feb. 27	Drake
Jan. 18	at St. Louis	Mar. 1	St. Louis



IVAN GUEVARA
Head Coach

SAN JOSE STATE

HOME: DEC. 17, 1974

Name of School: San Jose State
Location: San Jose, California
Enrollment: 28,000
Conference: Pacific Coast Athletic Conference
Home Court (Capacity): Spartan Gym (2,000); San Jose Civic (3,000)
Nickname: Spartans
Colors: Gold and White
President: Dr. John H. Bunzel
Athletic Director: Dr. John Caine
Sports Information Director: Wynn Cook
Office Phone: 408-277-3283
Home Phone: 408-578-6244
Coach Ivan Guevara: Has a career record at San Jose State of 33-44.
Assistant Coach: Dave Waxman
Basketball Office Phone: 408-277-3247



EARL HOGUE

1973-74 Record: Overall 11-15; PCAA 2-10.

Returning Lettermen (8): KEN MICKEY (g, 6-0, sr., 13.3 ppg); PETE MILLER (g, 6-2, jr., 13.3); JACK GAMULIN (g-f, 6-5, jr., 7.4); EARL HOGUE (f, 6-5, jr., 6.9); RON FAIR (f-c, 6-7, jr., 7.0); Gary Hicks (f, 6-8, jr., 6.5); Russ Palmer (f, 6-6, sr., 6.2); Mike Fiar (c, 6-9, sr., 4.4). (Starters are capitalized)

Lettermen Lost: None

Newcomers to Watch: Rick Younge (g, 6-3, soph.); Mike Stevens (c, 6-9, soph.); Rick Darnell (c, 6-10, sr.).

1974-75 Outlook:

San Jose returns all starters and lettermen from last year's 11-15 squad. Experience is abounding and Head Coach Ivan Guevara is hoping for a winning season. Team leaders should be guards Ken Mickey and Pete Miller. Both led the Spartans last year in scoring with a 13.3 average. San Jose's top newcomer may be senior center Rick Darnell who was a redshirt during the 1973-74 season.

Series History: In 1971, Nebraska defeated the Spartans 80-63 in Lincoln. Overall, the series stands at 1-1.

1974-75 SCHEDULE

Date	Opponent	Date	Opponent
Nov. 25	Athletes in Action	Jan. 3	at Hayward State
Nov. 29	University of North Dakota	Jan. 9	Portland State University
Nov. 30	University of South Dakota	Jan. 15	at U.C. Davis
Dec. 3	Nevada-Reno	Jan. 23	at Fresno State University
Dec. 6	at Montana State University	Jan. 25	at Long Beach State University
Dec. 7	at Gonzaga University		
Dec. 9	at University of Montana	Jan. 28	at University of California
Dec. 11	University of Idaho	Feb. 1	University of Pacific
Dec. 14	No. Dakota State University	Feb. 6	Fullerton State
Dec. 17	at University of Nebraska	Feb. 8	San Diego State University
Dec. 19	at De Paul University	Feb. 13	at San Diego State University
Dec. 21	at University of Iowa	Feb. 15	at Fullerton State
Dec. 26-30	at RainbowClassic @ Honolulu, Hawaii	Feb. 20	Long Beach State University
		Feb. 22	Fresno State University
		Mar. 1	at University of Pacific

INDIANA CLASSIC PAIRINGS

Bloomington, Indiana

Dec. 20-21, 1974

NEBRASKA

Fri., Dec. 20

7 p.m. EST

Nebraska

Southern Methodist

Sat., Dec. 21

9 p.m. EST

Indiana

Fri., Dec. 20

9 p.m. EST

Indiana

Creighton

Friday's losers play at 7 p.m. EST, Saturday.





BOBBY KNIGHT
Head Coach

INDIANA

INDIANA CLASSIC

DEC. 20-21, 1974


Name of School: Indiana University
Location: Bloomington, Indiana
Enrollment: 31,000
Conference: Big Ten
Home Court (Capacity): Assembly Hall (16,668)

Nickname: Hoosiers
Colors: Cream and Crimson
President: Dr. John W. Ryan
Athletic Director: To be named
Sports Information Director: Tom Miller
Office Phone: 812-337-2421
Home Phone: 812-332-9880

Head Coach Bobby Knight: Begins his fourth year at Indiana with a record of 62-19. Overall, his career record is 164-69.

Assistant Coaches: Dave Bliss, Bob Donewald, Bob Weltlich

Basketball Office Phone: 812-337-2238



STEVE GREEN

1973-74 Record: Overall 23-5; Big Ten 12-2; Conference finish, tie for first.

Returning Lettermen (14): QUINN BUCKNER (g, 6-3, jr., 8.2 ppg); STEVE AHLFELD (g, 6-0, sr., 3.1); STEVE GREEN (f, 6-7, sr., 16.7); SCOTT MAY (f, 6-7, jr., 12.5); KENT BENSON (c, 6-10, soph., 9.3); Jim Crews (g, 6-5, jr., 2.8); John Kamstra (g, 6-1, sr., 1.7); Craig Morris (g, 6-4, jr., 1.6); John Laskowski (f-g, 6-5, sr., 12.5); Bob Wilkerson (f-g, 6-6, jr., 3.6); Tom Abernethy (f, 6-7, jr., 5.7); Trent Smock (f, 6-5, jr., 1.6); Doug Allen (f, 6-5, sr., 1.1); Don Noort (c, 6-8, jr., 1.6). (Starters are capitalized)

Lettermen Lost: None

Newcomers to Watch: Jim Wisman (g, fr.) Larry Bird (f, fr.); Wayne Radford (f-g, fr.); Mark Haymore (f, fr.).

1974-75 Outlook:

Indiana will be bucking the odds next season, trying to become the third team in the modern era of the Big Ten to win three championships in a row. The Hoosiers took it all in 1973, Coach Bobby Knight's second year at I.U., and last season wound up in a tie for the crown with Michigan. All 14 squad members are back from last year and three first-class freshmen are coming in with the probability of one or two more frosh yet to join up.

Series History: Nebraska last met Indiana during the 1944-45 season and lost 65-42. The Hoosiers lead the series 6-1.


1974-75 SCHEDULE

Date	Opponent	Date	Opponent
Nov. 30	Tennessee Tech	Jan. 13	Minnesota
Dec. 4	at Kansas	Jan. 18	at Northwestern
Dec. 7	Kentucky	Jan. 20	at Wisconsin
Dec. 11	at Notre Dame	Jan. 25	Purdue
Dec. 14	Texas A & M (at Indianapolis)	Jan. 27	Illinois
Dec. 16	Toledo	Feb. 1	at Ohio State
Dec. 20-21	Indiana Classic	Feb. 3	Michigan
	@ Bloomington, Ind.	Feb. 8	at Iowa
Dec. 26-30	at Rainbow Classic	Feb. 10	at Minnesota
	@ Honolulu, Hawaii	Feb. 15	Northwestern
Jan. 4	at Michigan State	Feb. 17	Wisconsin
Jan. 6	at Michigan	Feb. 22	at Purdue
Jan. 11	Iowa	Feb. 24	at Illinois
		Mar. 1	Ohio State
		Mar. 8	Michigan State


CREIGHTON

INDIANA CLASSIC

DEC. 20-21, 1974



TOM APKE
Head Coach



DOUG BROOKINS

Name of School: Creighton University
Location: Omaha, Nebraska
Enrollment: 4,200
Conference: Independent
Home Court (Capacity): Omaha Civic Auditorium (10,000)
Nickname: Bluejays
Colors: Blue and White
President: Rev. Joseph J. Labaj, S.J.
Athletic Director: Tom Apke
Sports Information Director: Dan Offenburg
Office Phone: 402-536-2720
Head Coach Top Apke: Begins his first year as head coach at Creighton.
Assistant Coach: Tom Brosnihan
Basketball Office Phone: 402-536-2720

1973-74 Record: Overall 23-7.

Returning Lettermen (5): TOM ANDERSON (f, 6-4, sr., 2.7 ppg); CHARLES BUTLER (f, 6-4, sr., 6.3); DOUG BROOKINS (c, 6-8, sr., 14.0); MIKE HECK (c, 7-0, jr., 8.4); Wayne Groves (c, 6-7, sr., 2.8). (Starters are capitalized)

Lettermen Lost (6): GENE HARMON (f, 6-6, 18.3); TED WUEBBEN (f, 6-7, 9.8); RALPH BOBIK (f, 6-7, 8.9); Richie Smith (g, 6-1, 3.5); Bimbo Pietro (g, 5-11, 1.1); Jerry Massie (g, 6-4, 0.7).

Newcomers to Watch: Paul Dinkins (g, 6-5, fr.); Randy Eccker (g, 6-0, fr.); Jerry Newell (g, 5-11, fr.); Rick Apke (f, 6-6, fr.); Tim McConnell (f, 6-7, fr.).


1974-75 Outlook:

There is considerable hope tempered by several question marks as the Creighton Bluejays contemplate the 1974-75 season. Hopes are based upon the promising potential of new head coach Tom Apke and assistant Tom Brosnihan, the return of key players from the 23-7 NCAA team of the past season, and the anticipated help of several newcomers. Team leaders should be seniors Doug Brookins (forward) and Charles Butler (guard).

Series History: Creighton leads the series with Nebraska four games to three.

1974-75 SCHEDULE


Date	Opponent	Date	Opponent
Dec. 3	North Dakota University	Jan. 8	Texas Tech University
Dec. 6-7	Creighton Classic @ Omaha Civic Auditorium	Jan. 11	at Dayton
Dec. 14	St. Louis	Jan. 13	at Cleveland State
Dec. 16	Southern Illinois	Jan. 21	at Bradley University
Dec. 20-21	at Indiana Classic	Jan. 28	Oklahoma City
	@ Bloomington, Indiana	Feb. 1	Oral Roberts University
Dec. 26-30	at Far West Classic @ Portland Ore.	Feb. 9	California at Santa Barbara
	at Drake University	Feb. 11	UNO
Jan. 2	Butler University	Feb. 15	at Oklahoma City
Jan. 4	at North Dakota State	Feb. 17	St. Thomas
Jan. 6		Feb. 22	Air Force Academy
		Mar. 3	at Southern Illinois
		Mar. 8	Marquette



BOB PREWITT
Head Coach

SOUTHERN METHODIST INDIANA CLASSIC DEC. 20-21, 1974

Name of School: Southern Methodist University
Location: Dallas, Texas
Enrollment: 10,136
Conference: Southwest
Home Court (Capacity): 9,000
Nickname: Mustangs
Colors: Red and Blue
President: Dr. Willis Tate (acting)
Athletic Director: Dick Davis
Sports Information Director: Bob Condron
Office Phone: 214-692-2886
Home Phone: 214-233-0120
Coach Bob Prewitt: Begins his seventh year as head coach of the Mustangs with an overall record of 80-96.
Assistant Coach: Lewis Orr
Basketball Office Phone: 214-692-2886



IRA TERRELL

1973-74: Overall 15-11; Southwest 10-4; Conference finish, tie for second.

Returning Lettermen (5): JOHN SAGEHORN (g, 6-3, sr., 5.5ppg); JIMMY MURPHY (f, 6-4, sr., 6.5); OSCAR ROAN (f-c, 6-6, sr., 5.3); IRA TERRELL (f-c, 6-8, jr., 22.2); RUSTY BOURQUEIN (c, 6-8, sr., 6.9). (Starters are capitalized)

Letermen Lost (6): ZACK THEIL (g, 6-0, 14.3); Rick Billik (g, 6-4, 5.2); John Tuszynski (f, 6-4, 2.2); Mike Holyfield (f, 6-8, 0.3); Jeff Cummings (f, 6-9, 6.9); Sammy Hervey (f, 6-7, 14.1).

Newcomers to Watch: IRA TERRELL (f-c, 6-8, jr., 22.2).

1974-75 Outlook:

SMU returns four of the five starters from last year's team that finished with an eight game regular season winning streak to finish with a 10-4 conference mark and second place in the Southwest Conference. The team won 10 of its final 11 games after starting against some of the nation's top teams. After the regular season the Mustangs were invited to the Collegiate Commissioners' Tournament in St. Louis and lost to finalist Southern Cal in the opening game.

Series History: Nebraska last met SMU in 1971, defeating the Mustangs in Lincoln 84-76. The series is tied at two games each.

1974-75 SCHEDULE

Date	Opponent	Date	Opponent
Nov. 29	Pan American	Jan. 25	Arkansas
Dec. 3	at North Texas State	Jan. 28	at Baylor
Dec. 5	at Kansas State	Feb. 1	Rice
Dec. 14	University of So. Mississippi	Feb. 4	at Texas A&M
Dec. 20-21	at Indiana Classic	Feb. 8	TCU
	@ Bloomington, Ind.	Feb. 11	at Texas Tech
Jan. 4	at Oklahoma City	Feb. 15	at TCU
Jan. 6	Tulane	Feb. 18	Texas Tech
Jan. 9	Houston Baptist	Feb. 22	at Texas
Jan. 11	Dallas Baptist	Feb. 25	Baylor
Jan. 15	at University of Cincinnati	Mar. 1	at Arkansas
Jan. 18	Oklahoma City	Mar. 4	Texas A&M
Jan. 21	Texas	Mar. 8	at Rice

VANDERBILT

HOME: DEC. 23, 1974

Name of School: Vanderbilt
Location: Nashville, Tennessee
Enrollment: 7,000
Conference: Southeastern
Home Court (Capacity): Memorial Gym (15,581)

Nickname: Commodores
Colors: Old Gold and Black
Chancellor: Alexander Heard
Athletic Director: Clay Stapleton
Sports Information Director: Ron Barnes
Office Phone: 615-322-4727
Home Phone: 615-847-4218

Coach Roy Skinner: Starting his 15th year as head coach of the Commodores with an overall record of 247-113.

Assistant Coaches: Wayne Dobbs, Ron

Bargatze

Basketball Office Phone: 615-322-4810



ROY SKINNER
Head Coach



JEFF FOSNES

1973-74 Record: Overall 23-5; Southeastern 15-3; Conference finish, tie for first.
Returning Lettermen (9): BUTCH FEHER (g, 6-3, jr., 8.5 ppg); JOE FORD (g, 6-2, jr., 10.6); JEFF FOSNES (f, 6-6, jr., 12.6); John Norton (g, 6-5, sr., 1.1); Neil DeCourcy (g, 6-4, jr., 3.7); Warren McSwain (f, 6-6, sr., 1.3); Bob Chess (c, 6-9, sr., 2.7); Mike Moore (c, 6-7, jr., 1.8); Spence Young (c, 6-9, soph., 0.8). (Starters are capitalized)

Lettermen Lost (4): TERRY COMPTON (f, 6-5, 14.8); JAN VAN BRED A KOLFF (c, 6-8, 10.9); Bill Ligon (f-g, 8.9); Lee Fowler (f, 6-6, 8.7).

Newcomers to Watch: Ted Govedarica (g, 6-2, fr.); Tom Shultz (f, 6-5, fr.); John Sneed (c, 6-9, fr.); Neil Bemenderfer (c, 6-11, fr.).

1974-75 Outlook:

Vanderbilt lost heavily from its 1973-74 co-championship team via graduation route, but a solid nucleus of seasoned veterans and an excellent recruiting year have the Commodore coaches highly optimistic over the coming campaign. Returning starters are Jeff Fosnes, Butch Feher and Joe Ford. Vanderbilt's top newcomer is Tom Schultz, a 6-5 forward. By the time the Southeastern Conference season rolls around in January, the Commodores should find themselves in the thick of the title chase once again.

Series History: Last year, in the Vanderbilt Classic, the Commodores defeated Nebraska 82-58. Vanderbilt leads the series 3-0.

1974-75 SCHEDULE

Date	Opponent	Date	Opponent
Dec. 2	St. John's	Jan. 20	Tennessee
Dec. 6-7	Vanderbilt Invitational @ Nashville, Tenn.	Jan. 25	at Ole Miss
Dec. 9	Texas Tech	Jan. 27	Kentucky
Dec. 20-21	at Trojan Invitational @ Los Angeles, Calif.	Feb. 1	at Florida
Dec. 23	at Nebraska	Feb. 3	Alabama
Dec. 28	Middle Tennessee	Feb. 8	Mississippi State
Jan. 4	at Alabama	Feb. 10	at Louisiana State University
Jan. 6	at Mississippi State	Feb. 15	at Georgia
Jan. 11	Louisiana State University	Feb. 17	Auburn
Jan. 13	Georgia	Feb. 22	at Tennessee
Jan. 18	at Auburn	Feb. 24	Ole Miss
		Mar. 1	at Kentucky
		Mar. 8	Florida

CORNHUSKER BASKETBALL SCHOOL

More than 4,000 grade school, junior high, and high school athletes have attended the Cornhusker basketball school since it was started in June of 1964 by Nebraska basketball coach Joe Cipriano.


The athletes are housed on the Nebraska campus in dormitories. The school lasts one month and includes four one-week sessions. Included in the day are three two-hour shifts, designed to give the athlete instructions in basic fundamentals, conditioning and actual playing experience.

Nebraska was the first school in the Big Eight to begin a clinic of this type and former Husker stand-outs Sam Martin, Bob Gratopp and Chuck Jura were all part of the Cornhusker basketball school.

The school is under the supervision of the Nebraska coaching staff, various high school coaches from around the state and senior graduates from the previous year Nebraska team.

The one week session is capped off with an All-Star game. The school is open to athletes from age 10 through the eleventh grade and as Cipriano states: "It's a great way for the athletes to learn the fundamentals of basketball and to compete against each other."



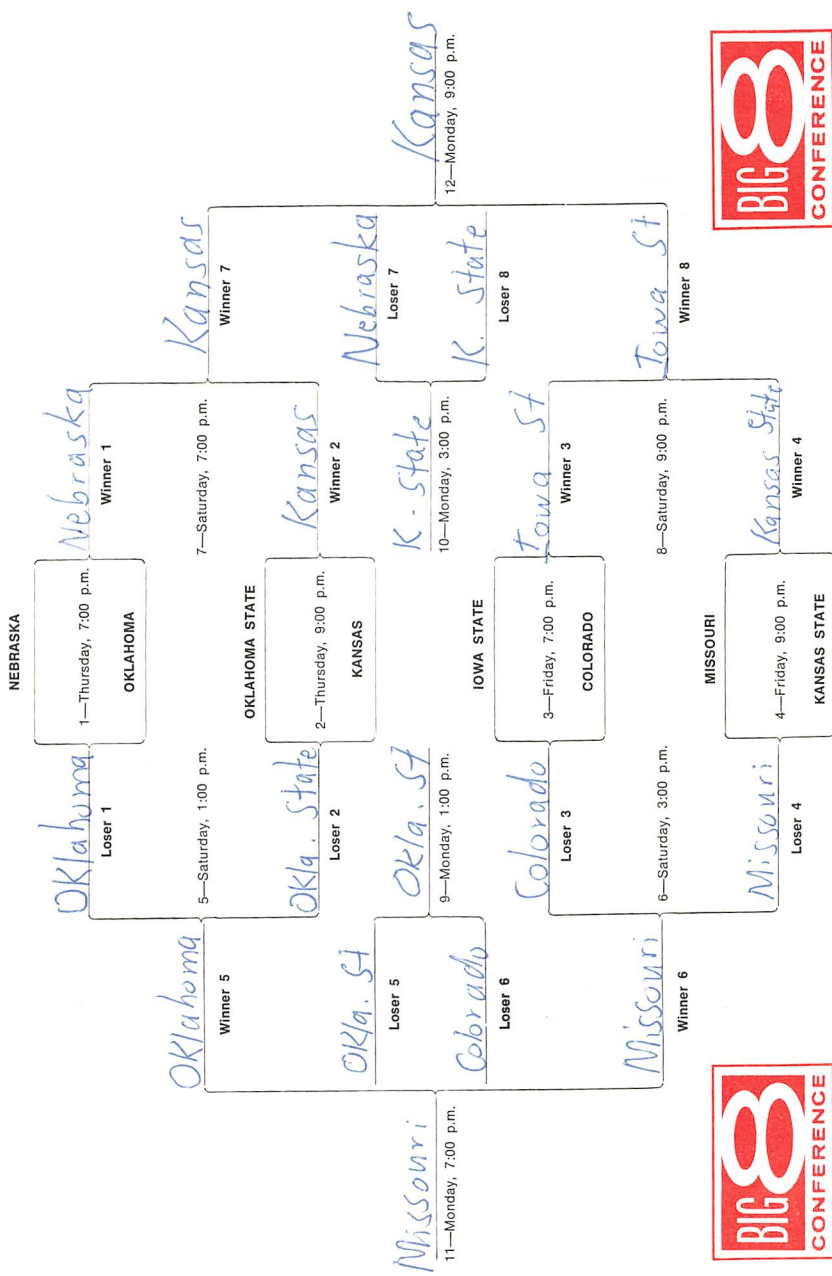


THE BIG EIGHT

1974 Big Eight Pre-Season Basketball Tournament Bracket

The Annual Classic December 26-27-28-30

Kemper Arena, Kansas City, Missouri



BIG EIGHT CONFERENCE

1974-1975 COMPOSITE BASKETBALL SCHEDULE

November 29 (F)	Mankato State Oklahoma State Oklahoma vs. Tulsa	@ Iowa State @ Okla. City (Myriad) @ Oklahoma City
November 30 (S)	Montana State Colorado N.E. Missouri State Wisconsin (Oshkosh) South Dakota State	@ Kansas State @ California @ Kansas @ Missouri @ Nebraska
December 2 (M)	Alabama Augustana Rice N.E. Missouri State	@ Oklahoma State @ Kansas @ Missouri @ Oklahoma
December 3 (Tu)	Iowa State	@ Bradley
December 4 (W)	St. Louis Indiana	@ Colorado @ Kansas
December 5 (Th)	Southern Methodist	@ Kansas State
December 6 (F)	Oklahoma State	@ USC
December 6-7 (F-S)	Show-Me Classic (Conn., Miss. St., Portland) Nebraska at Sun Devil Classic	@ Missouri @ Tempe, Ariz.
December 7 (S)	Iowa State Texas Tech Oklahoma State Fresno Iowa South Carolina	@ Wisconsin @ Kansas State @ UCLA @ Colorado @ Kansas @ Oklahoma
December 9 (M)	Illinois Hofstra Kansas Oklahoma	@ Iowa State @ Kansas State @ Notre Dame @ Jacksonville
December 10 (Tu)	Indiana State Nebraska	@ Missouri @ North Texas State
December 12 (Th)	Iowa State Oklahoma State Air Force Academy	@ Iowa @ Texas @ Colorado
December 13 (F)	Kans. St. vs. Ariz. St.	@ Tucson, Ariz.

December 13-14 (F-S)	Jayhawk Classic (Fordham, Temple, Washington)	@ Kansas
December 14 (S)	Texas Christian Kans. St. vs. Arizona Wichita State Furman	@ Iowa State @ Tempe @ Nebraska @ Oklahoma
December 16 (M)	California	@ Colorado
December 17 (Tu)	San Jose State	@ Nebraska
December 19 (Th)	Drake San Diego State	@ Iowa State @ Colorado
December 20-21 (F-S)	Oklahoma State at Kentucky Invitational Missouri at Big Sun Tournament (Columbla, Duquesne, Tennessee) Nebraska at Indiana Classic (Creighton, Indiana, SMU)	@ Lexington, Ky. @ St. Petersburg @ Bloomington, Ind.
December 21 (S)	Northern Iowa Kansas State Colorado Wichita State	@ Iowa State @ Houston @ Arizona @ Oklahoma
December 23 (M)	Kansas vs. Kentucky Vanderbilt	@ Louisville, Ky. @ Nebraska
December 26-28, 30 (Th-S, M)	Big Eight Tournament	@ Kansas City
January 3 (Th)	Oklahoma	@ San Diego State
January 3 (F)	Colorado Oklahoma State	@ Washington @ Baylor
January 4 (S)	Colorado Missouri Oklahoma	@ Long Beach State @ Texas @ UCLA
January 6 (M)	Wisconsin (Oshkosh) Texas Tech Oklahoma Kansas	@ Iowa State @ Oklahoma State @ Santa Barbara @ St. Louis
January 7 (Tu)	Missouri	@ Ohio
January 11 (S)	Kansas State	@ Tulane
January 13 (M)	Athletes in Action	@ Oklahoma
January 15 (W)	Arkansas	@ Kansas State

January 18 (S)	Oklahoma State Kansas State Colorado Missouri	@ Iowa State @ Nebraska @ Oklahoma @ Kansas
January 22 (W)	Kansas Kansas State Missouri Nebraska	@ Iowa State @ Colorado @ Oklahoma State @ Oklahoma
January 25 (S)	Iowa State Oklahoma Oklahoma State Colorado	@ Missouri @ Kansas State @ Kansas @ Nebraska
January 29 (W)	Kansas State Oklahoma State Colorado Missouri	@ Iowa State @ Nebraska @ Kansas @ Oklahoma
February 1 (S)	Iowa State Kansas Oklahoma Nebraska	@ Colorado @ Kansas State @ Oklahoma State @ Missouri
February 5 (W)	Oklahoma Missouri Oklahoma State Nebraska	@ Iowa State @ Kansas State @ Colorado @ Kansas
February 8 (S)	Iowa State Kansas State Colorado Kansas	@ Nebraska @ Oklahoma State @ Missouri @ Oklahoma
February 12 (W)	Iowa State Colorado Oklahoma State Oklahoma	@ Kansas @ Kansas State @ Missouri @ Nebraska
February 15 (S)	Missouri Kansas State Kansas Nebraska	@ Iowa State @ Oklahoma @ Oklahoma State @ Colorado
February 19 (W)	Iowa State Nebraska Oklahoma Kansas	@ Oklahoma State @ Kansas State @ Colorado @ Missouri
February 22 (S)	Colorado Kansas State Oklahoma State Missouri	@ Iowa State @ Kansas @ Oklahoma @ Nebraska

February 26 (W)

Nebraska

@ **Oklahoma State**

March 1 (S)

Iowa State
Kansas
Oklahoma

@ Kansas State
@ Colorado
@ Missouri

March 5 (W)


Iowa State
Kansas State
Colorado
Kansas

@ Oklahoma
@ Missouri
@ Oklahoma State
@ **Nebraska**

March 8 (S)

Nebraska
Oklahoma State
Missouri
Oklahoma

@ **Iowa State**
@ Kansas State
@ Colorado
@ Kansas





JACK HARTMAN
Head Coach

KANSAS STATE

HOME: JAN. 18, 1975

(TV—2 p.m. CST)

AWAY: FEB. 19, 1975

Name of School: Kansas State University

Location: Manhattan, Kansas

Enrollment: 15,200

Conference: Big Eight

Home Court (Capacity): Ahearn Fieldhouse (11,700)

Nickname: Wildcats

Colors: Purple and White

President: Dr. James A. McCain

Athletic Director: Ernie Barrett

Sports Information Director: Glen Stone


Office Phone: 913-532-5855

Home Phone: 913-539-1077

Coach Jack Hartman: Begins his fourth year as head coach at Kansas State with a record of 72-37. Overall, Hartman is 366-148.

Assistant Coaches: Chuck Garrett, Marvin Adams

Basketball Office Phone: 913-532-6910



CHUCKIE WILLIAMS

1973-74 Record: Overall 19-8; Big Eight 11-3; Conference finish, 2nd.

Returning Lettermen (6): Chuckie Williams (g, 6-2, jr., 5.3 ppg); Jim Molinari (g, 6-1, soph., 1.2); Doug Snider (f, 6-4, sr., 4.9); Darryl Winston (f, 6-5, soph., 3.1); Bobby Noland (f, 6-6, jr., 0.8); Carl Gerlach (c, 6-9, jr., 7.0).

Lettermen Lost (5): LON KRUGER (g, 5-11, 17.6); DANNY BEARD (g, 6-3, 9.2); LARRY WILLIAMS (f, 6-9, 14.1); DEAN HARRIS (f, 6-8, 7.4); GENE McVEY (c, 6-8, 9.3). (Starters are capitalized)

Newcomers to Watch: Jim Molinari (g, soph., 6-1); U. S. Davidson (g, 6-2); Darryl Winston (f, 6-6, soph.).

1974-75 Outlook:

The departure of all five starters definitely marks 1974-75 as a rebuilding year for Kansas State's basketball tetam. Lon Kruger, Larry Williams, Gene McVey and Gary Beard all departed via graduation. Dean Harris, only a freshman a year ago, was killed in a tragic automobile accident last May. Coach Jack Hartman will have six lettermen on hand but four of them saw very little playing time in '73-74.

Series History: Nebraska and Kansas State met three times last year, with the Wildcats winning twice (68-47 and 73-65) and Nebraska victorious once (58-54). Kansas State leads the series 79-58.

1974-75 SCHEDULE

Date	Opponent	Date	Opponent
Nov. 30	Montana State	Jan. 22	at Colorado
Dec. 5	Southern Methodist	Jan. 25	Oklahoma
Dec. 7	Texas Tech	Jan. 29	at Iowa State
Dec. 9	Hofstra	Feb. 1	Kansas
Dec. 13	at Arizona	Feb. 5	Missouri
Dec. 14	at Arizona State	Feb. 8	at Oklahoma State
Dec. 21	at Houston	Feb. 12	Colorado
Dec. 26-30	at Big 8 Tournament	Feb. 15	at Oklahoma
	@ Kansas City, Mo.	Feb. 19	Nebraska
Jan. 11	at Tulane	Feb. 22	at Kansas
Jan. 11	Arkansas	Mar. 1	Iowa State
Jan. 18	at Nebraska	Mar. 5	at Missouri
		Mar. 8	Oklahoma State

OKLAHOMA

AWAY: JAN. 22, 1975

HOME: FEB. 12, 1975



JOE RAMSEY
Head Coach



ALVAN ADAMS

Name of School: University of Oklahoma
Location: Norman, Oklahoma
Enrollment: 20,000
Conference: Big Eight
Home Court (Capacity): OU Fieldhouse (4,700)

Nickname: Sooners
Colors: Crimson and Cream
President: Dr. Paul Sharp
Athletic Director: Wade Walker
Sports Information Director: John Keith
Office Phone: 405-325-3751
Home Phone: 405-329-6950
Coach Joe Ramsey: Begins his second year at OU with a record of 18-8.

Assistant Coaches: Eddie Evans, Charles Spoonhour
Basketball Office Phone: 405-325-3851

1973-74 Record: Overall 18-8; Big Eight 9-5; Conference finish, 3rd
Returning Lettermen (9): MIKE McCURDY (g, 6-2, sr., 7.6 ppg); BOB PRITCHARD (f, 6-7, sr., 9.2); HERB WILLIAMS (f, 6-4, sr., 8.1); ALVAN ADAMS (c, 6-9, jr., 21.2); Eddie Fields (g, 5-10, soph., 2.4); Mark Sooter (g, 6-2, sr., 0.0); Jay Williams (g, 6-2, jr., 3.4); Melvin Baker (f, 6-6, soph., 2.1); Jerry Best (f, 6-6, jr., 0.3). (Starters are capitalized)
Lettermen Lost (4): TOM HOLLAND (g, 6-9, 11.4); TED EVANS (c, 6-9, 5.6); Lee Gilbert (g, 6-1, 8.5); Paul Crowell (f, 6-5, 1.7).
Newcomers to Watch: Dean Blevins (g, 6-0, fr.); William Graham (f, 6-5, fr.); Steve Neff (c, 6-9, fr.).


1974-75 Outlook:

A group of young veterans and several talented redshirts hold the key to the fortunes of the 1974-75 edition of Joe Ramsey's Oklahoma Sooners. Ramsey has ten lettermen, only four of which are seniors, back from last year's 18-8 squad. This year's Sooner leaders will be junior center and All American Alvan Adams and seniors Mike McCurdy (guard), Bob Pritchard (forward) and Herb Williams (forward). Top newcomers are freshmen Dean Blevins (guard), William Graham (forward) and Steve Neff (center).

Series History: Last year, OU and Nebraska split the two games, the Sooners winning 85-63 and Nebraska winning 63-58. Oklahoma leads the series 62-54.

1974-75 SCHEDULE

Date	Opponent	Date	Opponent
Nov. 29	at Tulsa University	Jan. 22	Nebraska
Dec. 2	Northeast Missouri	Jan. 25	at Kansas State
Dec. 7	South Carolina	Jan. 29	Missouri
Dec. 11	at Jacksonville	Feb. 1	at Oklahoma State
Dec. 14	Furman	Feb. 5	at Iowa State
Dec. 21	Wichita State	Feb. 8	Kansas
Dec. 26-30	at Big Eight Tournament @ Kansas City, Mo.	Feb. 12	at Nebraska
Jan. 2	at San Diego State	Feb. 15	Kansas State
Jan. 4	at UCLA	Feb. 19	at Colorado
Jan. 6	at California (Santa Barbara)	Feb. 22	Oklahoma State
Jan. 13	Athletes in Action	Mar. 1	at Missouri
Jan. 18	Colorado	Mar. 5	Iowa State
		Mar. 8	at Kansas



SOX WALSETH
Head Coach

COLORADO

HOME: JAN. 25, 1975

AWAY: FEB. 15, 1975

(TV—2 p.m. MST)

Name of School: University of Colorado

Location: Boulder, Colorado

Enrollment: 21,000

Conference: Big Eight

Home Court (Capacity): CU Fieldhouse (4,000)

Nickname: Buffaloes

Colors: Silver and Gold

President: Roland Rautenstrauss

Athletic Director: Eddie Crowder

Sports Information Director: Mike Moran


Office Phone: 303-492-6128

Home Phone: 303-499-1920

Coach Sox Walseth: Starting his 19th year as head coach at Colorado with an overall record of 247-207. Overall, his record is 278-227.

Assistant Coach: Sessions Harlan

Basketball Office Phone: 303-492-7214



DAVE LOGAN

1973-74 Record: Overall 9-17; Big Eight 4-10; Conference finish, 6th.

Returning Lettermen (5): DAVE LOGAN (f, 6-5, jr., 15.9 ppg); Tony Lawrence (g, 6-4, sr., 6.8); Bruno Konopka (f, 6-5, sr., 1.0); Ron Wrigley (c, 6-7, sr., 5.3); Fred McDonald (c, 6-11, sr., 2.2). (Starters are capitalized)

Lettermen Lost (6): PAT KELLY (g, 6-2, 4.4); LEE HAVEN (g-f, 6-5, 6.8); SCOTT WEDMAN (f, 6-7, 20.0); BILL COE (c-f, 6-5, 4.6); Doug Mitchell (g, 6-4, 4.6); Bobby Hofman (g, 5-10, 2.2).

Newcomers to Watch: Larry Vaculik (f, 6-8, fr.); Greg Mueller (c, 6-7, soph.).

1974-75 Outlook:

Colorado is minus four starters and the leading scorer of the last two years in 6-7 Scott Wedman (20.0 last year). Top returnee is 6-5 forward Dave Logan. In 1973, Logan was a second team All Big Eight football selection (wingback) and basketball pick. Other Colorado standouts could be seniors Tony Lawrence (guard) and Fred McDonald (center). Top newcomers are sophomore redshirt Greg Mueller (center) and freshman Larry Vaculik (forward).

Series History: Last year, Nebraska and Colorado split two games, Nebraska winning at home 65-42 and Colorado winning in Boulder 65-64. Colorado leads the series 42-28.

1974-75 SCHEDULE

Date	Opponent	Date	Opponent
Nov. 30	at California	Jan. 22	Kansas State
Dec. 4	St. Louis U.	Jan. 25	at Nebraska
Dec. 7	Fresno State	Jan. 29	at Kansas
Dec. 12	Air Force	Feb. 1	Iowa State
Dec. 16	California	Feb. 5	Oklahoma State
Dec. 19	San Diego State	Feb. 8	at Missouri
Dec. 21	at Arizona	Feb. 12	at Kansas State
Dec. 26-30	at Big 8 Tournament	Feb. 15	Nebraska
	@ Kansas City, Mo.	Feb. 19	Oklahoma
Jan. 3	at Washington	Feb. 22	at Iowa State
Jan. 4	at Long Beach St.	Mar. 1	Kansas
Jan. 18	at Oklahoma	Mar. 5	at Oklahoma State
		Mar. 8	Missouri

OKLAHOMA STATE

HOME: JAN. 29, 1975

AWAY: FEB. 26, 1975

Name of School: Oklahoma State University

Location: Stillwater, Oklahoma

Enrollment: 18,500

Conference: Big Eight

Home Court (Capacity): Gallagher Hall (7,400)

Nickname: Cowboys

Colors: Orange and Black

President: Dr. Robert B. Kamm

Athletic Director: Floyd Gass

Sports Information Director: Pat Quinn

Office Phone: 405-372-6211, ext. 7623


Home Phone: 405-377-4654

Assistant Coaches: Bill Carlyle, Steve Smith

Basketball Office Phone: 405-372-6211, ext. 394



RONNIE DANIEL



GUY STRONG
Head Coach

1973-74 Record: Overall 9-17; Big Eight 3-11; Conference finish, 8th.

Lettermen Returning (8): K. C. KINCAIDE (g, 6-4, sr., 15.5 ppg); RONNIE DANIEL (g, 5-11, soph, 12.5); LAFAYETTE THREATT (f, 6-7, jr., 4.2); ANDY HOPSON (c, 6-8, sr., 9.5); Clark Maughan (g, 6-3, jr., 2.1); Terry Carroll (g, 6-3, soph., 0.4); Fred Stevenson (f, 6-4, soph., 4.2); Brent Dahle (f-c, 6-9, sr., 2.7). (Starters are capitalized)

Lettermen Lost (1): KEVIN FITZGERALD (f, 6-6, 17.9).

Newcomers to Watch: Rich Bobby (g, fr.); Davis Kragel (f, jr.); Eli Allen Johnson (f, fr.); Olus Holder (f, fr.); Lonnie Boeckman (c, soph.).

1974-75 Outlook:

Oklahoma State basketball coach Guy Strong will begin his second year as head of Cowboy cage fortunes with 10 returning lettermen, including four starters from his first edition. Included among the returnees are Andy Hopson, 6-8 center who has led the conference in rebounding the past two years, and a pair of premier guards—K. C. Kincaide and Ronnie Daniel. The Cowboys other returning starter is 6-7, junior forward Lafayette Threatt.

Series History: Nebraska and OSU met three times last year, the Huskers winning twice (69-62, 71-63) and Oklahoma State winning once (79-66). Overall, Nebraska leads the series 27-22.

1974-75 SCHEDULE

Date	Opponent	Date	Opponent
Nov. 30	at Oklahoma City U.	Jan. 22	Missouri
Dec. 2	Alabama	Jan. 25	at Kansas
Dec. 6	at Southern Cal	Jan. 29	at Nebraska
Dec. 7	at UCLA	Feb. 1	Oklahoma
Dec. 12	at Texas	Feb. 5	at Colorado
Dec. 20-21	at Kentucky Invitational @ Lexington, Ky.	Feb. 8	Kansas State
Dec. 26-30	at Big Eight Tournament @ Kansas City, Mo.	Feb. 12	at Missouri
Jan. 3	at Baylor	Feb. 15	Kansas
Jan. 6	Texas Tech	Feb. 19	Iowa State
Jan. 18	at Iowa State	Feb. 22	at Oklahoma
		Feb. 26	Nebraska
		Mar. 5	Colorado
		Mar. 8	at Kansas State



NORM STEWART
Head Coach

MISSOURI

AWAY: FEB. 1, 1975
HOME: FEB. 22, 1975

Name of School: University of Missouri
Location: Columbia, Missouri
Enrollment: 22,815
Conference: Big Eight
Home Court (Capacity): Hearnes Multipurpose Building (12,400)
Nickname: Tigers
Colors: Old Gold and Black
President: C. Brice Ratchford
Athletic Director: Dr. Mel Sheehan
Sports Information Director: Bill Callahan
Office Phone: 314-882-7628
Home Phone: 314-442-5826
Coach Norm Stewart: Beginning his eighth year as head coach at Mizzou with a record of 110-73. Overall, during 13 years of coaching his record is 207-115.
Assistant Coaches: Don Kelley, Gene Jones



STEVE DANGOS

1973-74 Record: Overall 12-14; Big Eight 3-11; Conference finish, 8th.

Returning Lettermen (9): STEVE DANGOS (g, 6-1, sr., 14.3 ppg); Jeff Currie (g, 6-3, soph., 1.8); Jim Kennedy (f, 6-6, soph., 4.5); Mark Anderson (f, 6-4, jr., 2.1); Kim Anderson (f, 6-8, soph., 2.9); Bill Flamank (c-f, 6-6, sr., 5.9); Gail Wolf (c, 6-8, soph., 5.0); Rocky Copley (c, 6-8, soph., 3.3); Ron Pexas (c, 6-7, jr., 1.6). (Starters are capitalized)

Lettermen Lost (3): AL EBERHARD (f, 6-6, 19.7); GARY LINK (f-g, 6-5, 17.3); Kevin King (g, 6-1, 7.3).

Newcomers to Watch: Scott Sims (g, 6-1, soph.); Willie Smith (g, 6-2, jr.); Dave Stallman (g, 6-1, fr.); Ken Pollitz (f-g, 6-5, fr.).

1974-75 Outlook:

After losing all but one starter, Tiger Coach Norm Stewart is hoping that the experience his freshmen gained last season will start to pay off this year. Mizzou's two leading scorers from a year ago, Al Eberhard and Gary Link, will be trying their hands at pro ball this fall, but the Tigers have nine other lettermen returning (four of them sophomores) to pick up the slack. After slipping to a 12-14 season in '73-'74, Stewart is hoping for a return to the winning ways of his five previous campaigns.

Series History: Nebraska and Missouri met twice last year and the Huskers won both encounters (75-58, 88-87). However, Missouri leads the series 71-60.

1974-75 SCHEDULE

Date	Opponent	Date	Opponent
Nov. 30	Wisconsin-Oshkosh	Jan. 25	Iowa State
Dec. 2	Rice	Jan. 29	at Oklahoma
Dec. 6-7	at Show-Me Classic @ Columbia, Missouri	Feb. 1	Nebraska
Dec. 10	Indiana State	Feb. 5	at Kansas State
Dec. 20-21	at Big Sun Tournament	Feb. 8	Colorado
Dec. 26-30	at Big Eight Tournament @ Kansas City, Mo.	Feb. 12	Oklahoma State
Jan. 4	at Texas	Feb. 15	at Iowa State
Jan. 7	at Ohio	Feb. 19	Kansas
Jan. 18	at Kansas	Feb. 22	at Nebraska
Jan. 22	at Oklahoma State	Mar. 1	Oklahoma
		Mar. 5	Kansas State
		Mar. 8	at Colorado




TED OWENS
Head Coach

KANSAS

AWAY: FEB. 5, 1975

HOME: MARCH 5, 1975

Name of School: University of Kansas
Location: Lawrence, Kansas
Enrollment: 20,000
Conference: Big Eight
Home Court (Capacity): Allen Field House (17,000)
Nickname: Jayhawks
Colors: Crimson and Blue
Chancellor: Dr. Archie Dykes
Athletic Director: Clyde Walker
Sports Information Director: Don Baker
Office Phone: 913-864-3417
Home Phone: 913-842-2314
Coach Ted Owens: Starting his 11th year as head coach at Kansas with an overall record of 191-83.
Assistant Coaches: Sam Miranda, Duncan Reid
Basketball Office Phone: 913-864-3056



DALE GREENLEE

1973-74 Record: Overall 23-7; Big Eight 13-1; Conference finish, 1st.

Lettermen Returning (6): DALE GREENLEE (g, 6-2, sr., 11.8 ppg); ROGER MORNINGSTAR (f, 6-6, sr., 12.3); NORMAN COOK (f, 6-8, soph., 11.4); DANNY KNIGHT (c, 6-10, sr., 12.4); Tommie Smith (f, 6-6, sr., 6.1); Rick Suttle (c, 6-10, sr., 11.3). (Starters are capitalized)

Lettermen Lost (2): TOM KIVISTO (g, 6-2, 7.6); Dave Taynor (g, 6-4, 5.3).

Newcomers to Watch: Rick Bussard (g, 6-1, jr.); Milt Gibson (g, 6-1, fr.); Marc Fletcher (g, 6-4, fr.); Donnie Von Moore (f, 6-9 soph.); Ken Koenigs (f, 6-9, fr.).

1974-75 Outlook:

Last year, Kansas won the Big Eight title, was victorious in the NCAA Midwest Regionals and finished fourth in the NCAA Championships. From that 23-7 squad, the Jayhawks return four starters, so optimism is high in Lawrence for the 1974-75 season. Returning starters are Dale Greenlee, Roger Morningstar, Norman Cook and Danny Knight. "There's no doubt this is the best balanced club we have ever had at Kansas," Head Coach Ted Owens said. "The fact that we do not have to rely on any one player is the big reason for our success."

Series History: The Huskers met Kansas three times last year, losing all three contests (75-66, 79-64, 51-46). The Jayhawks lead the series 109-48.

1974-75

Date	Opponent	Date	Opponent
Nov. 30	Northeast Missouri State	Jan. 22	at Iowa State
Dec. 2	Augustana	Jan. 25	Oklahoma State
Dec. 4	Indiana	Jan. 29	Colorado
Dec. 7	Iowa	Feb. 1	at Kansas State
Dec. 9	at Notre Dame	Feb. 5	Nebraska
Dec. 13-14	Jayhawk Classic	Feb. 8	at Oklahoma
	@ Lawrence, Kan.	Feb. 12	Iowa State
Dec. 23	at Kentucky	Feb. 15	at Oklahoma State
	@ Louisville's Freedom Hall	Feb. 19	at Missouri
Dec. 26-30	at Big Eight Tournament	Feb. 22	Kansas State
	@ Kansas City, Mo.	Mar. 1	at Colorado
Jan. 6	at St. Louis	Mar. 5	at Nebraska
Jan. 18	Missouri	Mar. 8	Oklahoma



KEN TRICKEY
Head Coach

IOWA STATE

HOME: FEB. 8, 1975
AWAY: MARCH 8, 1975

Name of School: Iowa State University
Location: Ames, Iowa
Enrollment: 20,000
Conference: Big Eight
Home Court (Capacity): Hilton Coliseum (14,000)

Nickname: Cyclones
Colors: Cardinal and Gold
President: Dr. W. Robert Parks
Athletic Director: Lou McCullough
Sports Information Director: Harry Burrell
Office Phone: 515-294-3372
Home Phone: 515-232-8755

Coach Ken Trickey: In 1973, Trickey guided Oral Roberts to the finals at the Midwest NCAA Regionals. Trickey takes over for the late Maury John, who died of cancer in October.

Assistant Coaches: Gus Guydon, Tom Smith

Basketball Office Phone: 515-294-8232



HERCLE IVY

1973-74 Record: Overall 15-11; Big Eight 6-8; Conference finish, fifth.

Returning Lettermen (7): HERCLE IVY (g, 6-3, jr., 16.9 ppg); CRAIG DeLOSS (c, 6-10, sr., 8.6); LARRY LOOTS (c, 6-9, sr., 7.4); Jeff Branstetter (g, 6-0, jr., 2.9); John John (g, 6-3, sr., 0.6); Mike Benjamin (f, 6-6, jr., 2.6); Steve Burgason (f, 6-7, soph., 1.4). (Starters are capitalized)

Lettermen Lost (5): ERIC HEFT (g, 6-1, 9.0); ROBERT WILSON (f, 6-6, 16.2); WES HARRIS (f, 6-8, 9.4); Bill Benson (g, 6-2, 2.9); Mike Capobianco (g, 5-9, 1.1).

Newcomers to Watch: Art Johnson (f, 6-7, jr.); Tom Norman (g, 6-2, fr.).

1974-75 Outlook:

Iowa State returns three starters from last year's 15-11 squad. Hercle Ivy (guard) and centers Craig DeLoss and Larry Loots give Trickey three solid starters. The first tipoff is still many hours away but the key for success in the 1974-75 season is already obvious to Trickey and his staff. The forwards must come through. Potential starting forwards for the Cyclones are newcomer Art Johnson and sophomore Alex Mazeike or Loots.

Series History: Nebraska and Iowa State met twice last year, splitting two games with the Huskers winning (91-88) and Iowa State winning (76-58). Nebraska leads the series 88-67.

1974-75 SCHEDULE

Date	Opponent	Date	Opponent
Nov. 29	Mankato State	Jan. 22	Kansas
Dec. 3	at Bradley	Jan. 25	at Missouri
Dec. 7	at Wisconsin	Jan. 29	Kansas State
Dec. 9	Illinois	Feb. 1	at Colorado
Dec. 12	at Iowa	Feb. 5	Oklahoma
Dec. 14	Texas Christian	Feb. 8	at Nebraska
Dec. 19	Drake	Feb. 12	at Kansas
Dec. 21	Northern Iowa	Feb. 15	Missouri
Dec. 26-30	at Big Eight Tournament	Feb. 19	at Oklahoma State
	@ Kansas City, Mo.	Feb. 22	Colorado
Jan. 6	Wisconsin-Oshkosh	Mar. 1	at Kansas State
Jan. 18	Oklahoma State	Mar. 5	at Oklahoma
		Mar. 8	Nebraska

BIG EIGHT SERIES HISTORY

Key: (H)—Home Games, (A)—Away, (B)—Big 8 Tournament, (OT)—Overtime

IOWA STATE SERIES RECORD

Games: 155 Won by Nebraska—88 Won by Iowa State—67

Games in the Coliseum: 48 Won by Nebraska—33 Won by Iowa State—15

Year	Neb.	ISU	Year	Neb.	ISU	Year	Neb.	ISU
1908-09	42	20	1927-28	37	26 (H)	1952-53	83	79 (B)
	40	21		32	26 (A)		60	78 (H)
	16	22	1928-29	45	39 (H)		66	93 (A)
	31	17		33	37 (A)	1953-54	74	60 (A)
1909-10	24	21	1929-30	32	22 (A)		78	65 (H)
	29	26		52	50 (H)	1954-55	76	63 (H)
	23	34	1930-31	31	19 (H)		75	82 (A)
	17	18		28	42 (A)	1955-56 (OT)	69	71 (H)
1910-11	41	20	1931-32	28	24 (A)		74	94 (A)
	31	33		32	33 (H)	1956-57	69	89 (B)
	27	31	1932-33	25	30 (H)		47	59 (A)
	22	19		43	16 (A)		67	58 (H)
1911-12	33	12	1933-34	37	31 (A)	1957-58	51	61 (B)
	40	14		26	21 (H)		52	57 (H)
	31	21	1934-35	32	31 (H)		63	78 (A)
	31	12		14	22 (A)	1958-59	52	49 (H)
1912-13	29	12	1935-36	40	41 (A)		56	59 (A)
	16	10		49	20 (H)	1959-60	53	57 (A)
	28	8	1936-37	45	33 (H)		69	49 (H)
	24	12		48	31 (A)	1960-61	58	66 (H)
1913-14	15	9	1937-38	35	32 (A)		62	68 (A)
	16	3		50	23 (H)	1961-62	72	84 (A)
	24	16	1938-39	51	44 (H)		66	79 (H)
	41	13		28	41 (A)	1962-63	68	82 (B)
1914-15	32	15	1939-40	44	28 (H)		69	83 (A)
	25	12		33	40 (A)		54	75 (H)
	24	12	1940-41	38	35 (A)	1963-64	55	52 (A)
	11	25		41	36 (H)		57	55 (H)
1915-16	35	21	1941-42	33	39 (A)	1964-65	62	69 (B)
	31	14		39	31 (H)		88	79 (H)
	23	14	1942-43	38	50 (A)		69	65 (A)
	29	17		51	36 (H)	1965-66	76	74 (A)
1916-17	7	19	1943-44	24	56 (H)		81	70 (H)
	17	24		37	58 (A)	1966-67	94	82 (H)
	22	24	1944-45	38	50 (H)		76	55 (A)
	24	21		45	47 (A)	1967-68	70	85 (A)
1920-21	30	38	1945-46	39	57 (A)		(OT) 92	93 (H)
	33	16		45	57 (H)	1968-69	(OT) 93	99 (A)
	37	11	1946-47	54	51 (B)		(OT) 74	75 (H)
1921-22	21	14		44	61 (A)	1969-70	74	66 (B)
	7	26		54	56 (H)		70	72 (A)
1922-23	21	15	1947-48	44	55 (A)		87	81 (H)
	17	21		62	57 (H)	1970-71	84	62 (H)
1923-24	18	16	1948-49	71	50 (H)		69	67 (A)
	27	14		44	41 (A)	1971-72	76	71 (H)
1924-25	37	17 (H)	1949-50	85	67 (B)		67	76 (A)
	28	13 (A)		64	46 (H)	1972-73	64	75 (B)
1925-26	18	13 (H)		56	54 (A)		60	81 (A)
	27	12 (A)	1950-51	51	49 (H)		76	82 (H)
1926-27	35	19		51	67 (A)	1973-74 (3OT)	91	88 (H)
	24	26	1951-52	66	75 (B)		58	76 (A)
				72	78 (A)	Total	7,143	6,793
				75	53 (H)			

KANSAS SERIES RECORD

Games: 158 Won by Nebraska—50 Won by Kansas—108
Games in the Coliseum: 49 Won by Nebraska—17 Won by Kansas—32

Year	Neb.	K.U.	Year	Neb.	K.U.	Year	Neb.	K.U.
1899-1900	48	8 (H)	1928-29	30	29 (H)	1953-54	68	79 (A)
1901-02	35	29 (A)		37	31 (A)		62	67 (H)
1902-03	23	19 (H)	1929-30	20	27 (A)	1954-55	66	69 (B)
1905-06	17	37 (H)		35	36 (H)		66	62 (H)
1906-07	32	19 (A)	1930-31	31	30 (A)		66	55 (A)
1907-08	20	17 (A)		29	34 (H)	1955-56	56	80 (A)
	23	21 (A)	1931-32	31	34 (H)		56	60 (H)
	26	28 (H)		19	51 (A)	1956-57	54	69 (H)
	25	28 (H)	1932-33	29	32 (A)		60	87 (A)
1908-09	17	36 (A)		20	34 (H)	1957-58	46	102 (A)
	13	48 (A)	1933-34	24	21 (H)		43	41 (H)
	13	18 (H)		24	25 (A)	1958-59	55	63 (H)
	* 22	28	1934-35	21	32 (A)		50	66 (A)
	* 15	24		24	32 (A)	1959-60	47	60 (H)
	32	29 (A)	1935-36	23	45 (A)		74	79 (A)
1909-10	17	33 (A)		36	43 (H)	1960-61	53	78 (B)
	16	40 (A)	1936-37	22	27 (A)		33	38 (H)
	20	40 (H)		37	32 (H)		69	68 (A)
	13	40 (H)	1937-38	33	48 (A)	1961-62	68	69 (B)
1910-11	15	11 (A)		47	50 (H)		69	67 (A)
	12	37 (A)	1938-39	48	37 (H)		70	73 (H)
	34	24 (H)		46	49 (A)	1962-63	53	72 (A)
	38	26 (H)	1939-40	24	40 (A)		39	45 (H)
1911-12	30	26 (A)		41	48 (H)	1963-64	48	74 (A)
	49	21 (H)	1940-41	38	44 (A)		55	64 (H)
	29	28 (H)		53	55 (H)	1964-65	56	66 (H)
	30	27 (A)	1941-42	32	51 (H)		62	71 (A)
1912-13	40	26 (H)		30	58 (A)	1965-66	61	71 (B)
	18	16 (A)	1942-43	24	56 (H)		83	75 (H)
	** 24	30		33	52 (A)		73	110 (A)
1914-15	17	45 (A)	1943-44	27	51 (A)	1966-67	58	84 (A)
	23	30 (A)		47	56 (H)		57	64 (H)
1915-16	34	33 (H)	1944-45	33	48 (A)	1967-68	60	71 (A)
	40	27 (H)		59	45 (H)		76	69 (H)
1916-17	21	19 (A)	1945-46	45	56 (H)	1968-69	56	82 (B)
	10	30 (A)		30	72 (A)		52	56 (H)
1917-18	24	23 (H)	1946-47	48	46 (H)		73	79 (A)
	25	31 (H)		37	69 (A)	1969-70	78	73 (B)
1918-19	17	31 (A)	1947-48	60	64 (B)		84	73 (H)
	29	24 (A)		61	57 (A)		87	100 (A)
1921-22	15	25 (H)		70	64 (H)	1970-71	52	72 (B)
	18	41 (A)	1948-49	52	34 (H)		67	81 (H)
1922-23	20	30 (A)		49	39 (A)		54	59 (A)
	15	36 (H)	1949-50	57	56 (H)	1971-72 (OT)	55	57 (A)
1923-24	18	19 (A)		36	49 (A)		99	78 (H)
	10	13 (H)	1950-51	47	63 (B)	1972-73	74	72 (B)
1924-25	20	25 (H)		41	66 (A)		59	46 (A)
	20	28 (A)		52	61 (H)		62	59 (H)
1925-26	14	25 (H)	1951-52	66	69 (H)	1973-74	66	75 (B)
	17	30 (A)		52	90 (A)		64	79 (A)
1926-27	27	24 (A)	1952-53	66	73 (B)		46	51 (H)
	25	34 (H)		59	65 (H)	Total	6,473	7,611
1927-28	27	33 (A)		58	77 (A)	* at Kansas City, Kan.		
	32	28 (H)				** at Manhattan, Kan.		

OKLAHOMA SERIES RECORD

Games: 116 Won by Nebraska—54 Won by Oklahoma—62

Games in the Coliseum: 48 Won by Nebraska—26 Won by Oklahoma—22

Year	Neb.	O.U.	Year	Neb.	O.U.	Year	Neb.	O.U.
1920-21	34	20	1941-42	29	37 (A)	1959-60	54	63 (A)
	32	21		41	46 (H)		49	50 (H)
1921-22	21	29	1942-43	32	56 (H)	1960-61	58	69 (A)
	39	34		48	65 (A)		83	61 (H)
1922-23	25	19	1943-44	35	45 (A)	1961-62	57	56 (H)
	25	31		32	43 (H)		71	69 (A)
1923-24	35	21	1944-45	37	44 (H)	1962-63	93	86 (B)
	20	32		45	48 (A)		77	84 (A)
1924-25	23	18 (A)	1945-46	48	70 (A)		75	77 (H)
	31	17 (H)		44	51 (H)	1963-64	66	75 (B)
1926-27	37	29	1946-47	52	63 (B)		76	69 (H)
	36	26		44	41 (H)		76	82 (A)
1927-28	36	38 (H)		49	63 (A)	1964-65	82	89 (A)
	28	43 (A)	1947-48	57	79 (A)		67	63 (H)
1928-29	20	29 (A)		74	81 (H)	1965-66	92	79 (B)
	34	39 (H)	1948-49	45	47 (A)		86	78 (H)
1929-30	35	30 (H)		49	56 (H)		85	81 (A)
	47	37 (A)		* 57	56	1966-67	87	99 (A)
1930-31	36	30 (A)	1949-50	57	55 (A)		97	78 (H)
	41	30 (H)		48	64 (H)	1967-68	75	65 (B)
1931-32	34	37 (H)	1950-51	49	72 (A)		110	90 (H)
	32	46 (A)		46	44 (H)		89	83 (A)
1932-33	35	39 (A)	1951-52	67	66 (H)	1968-69	70	47 (B)
	27	38 (H)		59	65 (A)		90	83 (H)
1933-34	36	44 (H)	1952-53	59	53 (A)		70	64 (A)
	23	53 (A)		70	78 (H)	1969-70	70	60 (A)
1934-35	32	38 (A)	1953-54	70	86 (B)		79	66 (H)
	32	24 (H)		76	72 (H)	1970-71	67	79 (A)
1935-36	40	33 (A)		68	76 (A)		56	65 (H)
	55	28 (H)	1954-55	75	67 (H)	1971-72	84	68 (B)
1936-37	31	34 (H)		76	78 (A)		77	70 (H)
	33	29 (A)	1955-56 (OT)	68	61 (A)		70	72 (A)
1937-38	48	50 (A)	(OT)	64	63 (H)	1972-73	74	67 (H)
	52	42 (H)	1956-57	53	55 (A)		59	67 (A)
1938-39	39	56 (A)		64	55 (H)	1973-74	63	58 (H)
	45	53 (H)	1957-58	57	54 (H)		68	85 (A)
1939-40	41	56 (H)		39	66 (A)	Total	6,217	6,380
	28	45 (A)	1958-59	60	43 (B)			
1940-41	29	40 (H)		48	54 (A)			
	43	42 (A)		54	65 (H)			

* NCAA Playoff at Kansas City, Mo.

WYOMING SERIES RECORD

Games: 15 Won by Nebraska—9 Won by Wyoming—6

Year	Neb.	W.U.	Year	Neb.	W.U.	Year	Neb.	W.U.
1933-34	24	33 (H)	1957-58	77	66 (H)	1967-68	84	74 (H)
1934-35	23	26 (A)	1961-62	70	71 (A)	1970-71	68	63 (H)
1935-36	46	42 (A)	1963-64	79	72 (H)	1971-72	81	63 (H)
	31	22 (H)	1964-65	68	94 (A)	1972-73	59	65 (A)
1938-39	38	30 (H)	1966-67	98	102 (A)	1973-74	70	62 (H)
						Total	916	885

MISSOURI SERIES RECORD

Games: 131 Won by Nebraska—60 Won by Missouri—71

Games in the Coliseum: 48 Won by Nebraska—29 Won by Missouri—19

Year	Neb.	M.U.	Year	Neb.	M.U.	Year	Neb.	M.U.
1907-08	43	31	1937-38	18	27 (H)	1956-57	70	65 (B)
1908-09	24	26		30	38 (A)		84	65 (A)
1910-11	26	39	1938-39	41	54 (A)		53	49 (H)
	19	16		36	46 (H)	1957-58	54	55 (A)
	30	23	1939-40	33	46 (A)		67	62 (H)
	20	23		40	41 (H)	1958-59	81	69 (H)
1916-17	16	18	1940-41	40	29 (H)		81	79 (A)
	7	18		38	36 (A)	1959-60	78	67 (B)
1917-18	8	16	1941-42	51	45 (H)		61	69 (A)
1918-19	35	25		41	40 (A)		64	59 (H)
	28	13	1942-43	39	36 (A)	1960-61	90	72 (B)
	28	26		56	50 (H)		62	48 (H)
	21	14	1943-44	32	36 (H)		76	97 (A)
1921-22	31	46		29	44 (A)	1961-62	65	63 (A)
	16	55	1944-45	41	47 (H)		63	81 (H)
1922-23	18	33		54	55 (A)	1962-63	81	69 (H)
	23	39	1945-46	* 54	63		72	84 (A)
1923-24	24	18		44	42 (A)	1963-64	74	69 (H)
	31	11		42	39 (H)		60	78 (A)
1924-25	20	25 (A)	1946-47	41	47 (A)	1964-65	74	92 (H)
	24	21 (H)		49	60 (H)		66	84 (A)
1925-26	24	26 (H)	1947-48	46	44 (B)	1965-66 (OT)	69	67 (B)
	22	24 (A)		54	66 (H)		82	60 (H)
1926-27	35	23		41	47 (A)		71	53 (A)
	27	22	1948-49	50	52 (B)	1966-67	99	82 (H)
1927-28	15	36 (A)		47	46 (H)		80	73 (A)
	36	26 (H)		52	48 (A)	1967-68	75	66 (H)
1928-29	25	30 (H)	1949-50	50	41 (H)		70	91 (A)
	39	33 (A)		55	48 (A)	1968-69	76	70 (B)
1929-30	21	27 (A)	1950-51	54	52 (B)		87	71 (H)
	34	31 (H)		54	52 (H)		60	79 (A)
1930-31	42	32 (H)		57	68 (A)	1969-70	80	48 (H)
	20	33 (H)	1951-52	55	60 (H)		63	80 (A)
1931-32	18	30 (A)		53	68 (A)	1970-71	81	72 (H)
	28	32 (H)	1952-53	73	62 (H)		65	77 (A)
1932-33	33	37 (A)		59	66 (A)	1971-72	64	76 (B)
	31	39 (H)	1953-54	57	72 (B)		65	80 (A)
1933-34	26	36 (A)		80	72 (H)		54	61 (H)
	34	27 (H)		67	82 (A)	1972-73	65	78 (H)
1934-35	31	32 (A)	1954-55	58	75 (B)		70	86 (A)
	21	23 (H)		59	67 (A)	1973-74	75	58 (H)
1935-36	31	32 (A)		73	76 (H)		88	87 (A)
	43	33 (A)	1955-56	66	71 (B)			
1936-37	31	22 (A)		83	77 (H)	Total	6,756	6,649
	50	21 (H)		80	88 (A)	* at Kansas City, Mo.		

COLORADO SERIES RECORD

Games: 70 Won by Nebraska—28 Won by Colorado—42
 Games in the Coliseum: 28 Won by Nebraska—20 Won by Colorado—8

Year	Neb.	C.U.	Year	Neb.	C.U.	Year	Neb.	C.U.
1902-03	28	12	1955-56	63	78 (A)	1964-65	62	70 (B)
1919-20	27	16		52	77 (H)		52	67 (A)
	24	17	1956-57	74	52 (H)		66	59 (H)
1937-38	29	18 (H)		56	60 (A)	1965-66	70	63 (H)
1947-48	59	55 (A)	1957-58	50	41 (H)		88	95 (A)
	58	53 (H)		52	54 (A)	1966-67	66	73 (B)
1948-49	45	43 (H)	1958-59	50	54 (B)		84	80 (H)
	56	45 (A)		50	57 (A)		57	64 (A)
1949-50	57	67 (B)		62	61 (H)	1967-68	87	73 (H)
	59	72 (A)	1959-60	55	64 (B)		73	76 (A)
	59	49 (H)		57	62 (A)	1968-69	81	83 (A)
1950-51	45	51 (A)		54	58 (H)		79	65 (H)
	58	45 (H)	1960-61	65	61 (H)	1969-70	60	72 (B)
1951-52	63	68 (B)		51	66 (A)		60	58 (H)
	63	61 (H)	1961-62	56	58 (H)		59	76 (A)
	65	67 (A)		63	74 (A)	1970-71	77	67 (B)
1952-53	53	67 (B)	1962-63	47	59 (B)		65	63 (A)
	80	65 (A)		47	75 (H)		85	71 (H)
	78	86 (H)		51	80 (A)	1971-72	67	55 (H)
1953-54	67	75 (H)	1963-64	58	80 (B)		57	67 (A)
	58	83 (A)		52	60 (H)	1972-73	59	67 (H)
1954-55	47	89 (B)		73	89 (A)		63	71 (A)
	84	77 (H)				1973-74	64	65 (A)
	66	77 (A)					65	42 (H)
						Total	4,212	4,420

OKLAHOMA STATE SERIES RECORD

Games: 49 Won by Nebraska—27 Won by Oklahoma State—22
 Games in the Coliseum: 18 Won by Nebraska—13 Won by Oklahoma State—5

Year	Neb.	OSU	Year	Neb.	OSU	Year	Neb.	OSU
1926-27	24	27 (A)	1962-63	41	51 (A)	1970-71	71	58 (B)
	35	25 (H)		49	48 (H)		80	59 (H)
1927-28	21	32 (H)	1963-64	54	53 (H)		57	55 (A)
	43	47 (A)		45	81 (A)	1971-72	64	56 (B)
1935-36	* 19	36	1964-65	61	74 (B)		73	59 (H)
1947-48	46	47 (B)		54	93 (A)		64	63 (A)
1948-49	** 35	52		53	55 (H)	1972-73	73	75 (B)
1958-59		55	1965-66	45	41 (A)		55	68 (H)
	47	44 (H)		85	64 (H)		76	64 (A)
	39	54 (A)	1966-67	73	64 (B)	1973-74	69	62 (B)
1959-60	47	52 (A)		67	57 (A)		66	79 (A)
	54	47 (H)		88	71 (H)		71	63 (H)
1960-61	70	61 (B)	1967-68	48	46 (B)	Total	2,777	2,869
	47	55 (A)		63	62 (A)			
	61	65 (H)		82	73 (H)			
1961-62	52	51 (B)	1968-69	52	76 (H)			
	57	56 (H)		63	72 (A)			
	64	65 (A)	1969-70	58	81 (A)			
				61	55 (H)			

* Pre-Olympic at
 Kansas City, Mo.
 ** NCAA Playoff at
 Kansas City, Mo.

KANSAS STATE SERIES RECORD

Games: 137 Won by Nebraska—58 Won by Kansas State—79

Games in the Coliseum: 48 Won by Nebraska—29 Won by Kansas State—19

Year	Neb.	KSU	Year	Neb.	KSU	Year	Neb.	KSU
1905-06	50	14	1935-36	43	30 (H)	1955-56	51	79 (B)
1907-08	36	18		40	32 (A)		52	66 (H)
1908-09	38	31	1936-37	41	38 (A)		50	73 (A)
1909-10	16	27		40	37 (H)	1956-57	53	89 (A)
	17	28	1937-38	46	32 (H)		56	81 (H)
1910-11	26	25		29	41 (A)	1957-58	57	88 (B)
1911-12	27	16	1938-39	38	43 (A)		59	74 (A)
1914-15	26	19		42	34 (H)		55	48 (H)
	26	20	1939-40	25	32 (A)	1958-59	43	50 (H)
1915-16	21	20		61	28 (H)		54	76 (A)
	26	25	1940-41	33	23 (H)	1959-60	63	71 (B)
1916-17	13	45		32	35 (A)		70	60 (H)
	10	34	1941-42	44	38 (H)		74	83 (A)
1917-18	31	23		35	38 (A)	1960-61	67	77 (H)
	16	26	1942-43	41	32 (A)		56	75 (A)
1918-19	32	34		(OT) 50	47 (H)	1961-62	48	60 (B)
	21	30	1943-44	54	47 (H)		53	72 (A)
1921-22	25	24		37	40 (A)		60	84 (H)
	21	13	1944-45	* 46	49	1962-63	53	66 (A)
1922-23	21	15		48	70 (A)		60	72 (H)
	14	17		47	55 (H)	1963-64	78	100 (B)
1923-24	27	14	1945-46	* 62	47		66	73 (H)
	23	26		44	37 (H)		48	50 (A)
1924-25	23	11 (A)		49	54 (A)	1964-65	62	57 (A)
	32	20 (H)	1946-47	54	63 (A)		67	79 (H)
1925-26	26	41 (A)		54	50 (H)	1965-66	82	71 (A)
	21	28 (H)	1947-48	45	64 (H)		79	69 (H)
1926-27	23	34		49	56 (A)	1966-67	81	98 (B)
	26	24	1948-49	34	48 (B)		67	59 (A)
1927-28	24	29 (H)		70	48 (H)		79	71 (H)
	22	28 (A)		28	53 (A)	1967-68	66	62 (B)
1928-29	21	30 (A)	1949-50	65	63 (H)		62	78 (A)
	62	45 (H)		60	63 (A)		92	68 (H)
1929-30	41	39 (A)	1950-51	53	72 (B)	1968-69	72	95 (A)
	42	46 (H)		50	79 (H)		88	71 (H)
1930-31	37	31 (A)		48	74 (A)	1969-70	64	71 (H)
	30	32 (H)	1951-52	67	87 (B)		62	79 (A)
1931-32	20	32 (A)		36	71 (A)	1970-71	69	70 (A)
	32	26 (H)		60	75 (H)		87	71 (H)
1932-33	31	25 (H)	1952-53	80	67 (H)	1971-72	61	60 (H)
	30	36 (A)		80	108 (A)		(OT) 76	81 (A)
1933-34	24	25 (A)	1953-54	78	74 (B)	1972-73	55	82 (H)
	38	31 (H)		88	75 (H)		70	97 (A)
1934-35	41	47 (A)		70	91 (A)	1973-74	47	68 (B)
	28	21 (H)	1954-55	69	59 (H)		65	73 (H)
				62	79 (A)		58	54 (A)

Total 6,490 7,095

* at Kansas City, Mo.

BIG EIGHT SERIES RECORDS

Nebraska vs. Colorado—

Consecutive wins (year ended): Nebraska 8 (1949-50, first eight games of series); Colorado 11 (1964-65).

Points scored: Nebraska 88, at Boulder, Mar. 5, 1966; Colorado 95, at Boulder, Mar. 5, 1966.

Combined score: 183, Colorado 95, Nebraska 88, at Boulder, Mar. 5, 1966.

Winning margin: Nebraska 23, in Lincoln, March 9, 1974 (65-42); Colorado 42, at Big 8 Tournament, Dec. 29, 1954 (89-47).

Nebraska vs. Iowa State—

Consecutive wins (year ended): Nebraska 9 (1914-15); Iowa State 7 (1962-63).

Points scored: Nebraska 94, in Lincoln, Feb. 11, 1967; Iowa State 99, at Ames, Jan. 25, 1969.

Combined score: 192, Iowa State 99, Nebraska 93, at Ames, Jan. 25, 1969

Winning margin: Nebraska 29, in Lincoln, Feb. 15, 1936 (49-20); Iowa State 32, in Lincoln, Jan. 8, 1944 (58-35).

Nebraska vs. Kansas—

Consecutive wins (year ended): Nebraska 8 (1912-13); Kansas 12 (twice, 1944-45, 1954-55).

Points scored: Nebraska 99, in Lincoln, Feb. 19, 1972; Kansas 110, at Lawrence, Feb. 26, 1966.

Combined score: 187, Kansas 100, Nebraska 87, at Lawrence, Feb. 17, 1970

Winning margin: Nebraska 40, in Lincoln, Mar. 2, 1900 (48-8, first game of series); Kansas 56, at Lawrence, Feb. 8, 1958 (102-46).

Nebraska vs. Kansas State—

Consecutive wins (year ended): Nebraska 6 (1937-38); Kansas State 11 (1964-65).

Points scored: Nebraska 92, in Lincoln, Feb. 10, 1968; Kansas State 108, at Manhattan, Mar. 10, 1953.

Combined score: 188, Kansas State 108, Nebraska 80, at Manhattan, Mar. 10, 1953.

Winning margin: Nebraska 36, 1905-06 (50-14, first game of series); Kansas State 36, at Manhattan, Feb. 4, 1957 (89-53).

Nebraska vs. Missouri—

Consecutive wins (year ended): Nebraska 6 (three times, 1943-44, 1950-51, 1967-68); Missouri 6 (three times, 1933-34, 1940-41, 1973-74).

Points scored: Nebraska 99, in Lincoln, Jan. 28, 1967; Missouri 97, at Columbia, Mar. 6, 1961.

Combined points: 181, Nebraska 99, Missouri 82, in Lincoln, Jan. 28, 1967.
 Winning margin: Nebraska 29, in Lincoln, Feb. 19, 1937 (50-21); Missouri 39, 1921-22 (55-16).

Nebraska vs. Oklahoma—

Consecutive wins (year ended): Nebraska 9 (1970-71); Oklahoma 11 (1946-47).
 Points scored: Nebraska 110, in Lincoln, Jan. 27, 1968; Oklahoma 99, at Norman, Jan. 9, 1967.

Combined score: 200, Nebraska 110, Oklahoma 90, in Lincoln, Jan. 27, 1968.
 Winning margin: Nebraska 27, in Lincoln, Feb. 24, 1936 (55-28); Oklahoma 30, at Norman, Feb. 17, 1934 (53-23).

Nebraska vs. Oklahoma State—

Consecutive wins (year ended): Nebraska 8 (1968-69); Oklahoma State 6 (1958-59).

Points scored: Nebraska 88, in Lincoln, Mar. 6, 1967; Oklahoma State 93, at Stillwater, Jan. 9, 1965


Combined score: 159, Nebraska 88, Oklahoma State 71, in Lincoln, Mar. 6, 1967.

Winning margin: Nebraska 21, in Lincoln (twice), Mar. 7, 1966 (85-64), Jan. 30, 1971 (80-59); Oklahoma State 39, at Stillwater, Jan. 9, 1965 (93-54).

BIG EIGHT RESULTS—1973

	at ISU	at KSU	at OSU	at CU	at KU	at MU	at NU	at OU
Iowa State	x	66-92	70-68	81-66	57-72	83-91	88-91 (3OT)	70-88
Kansas State	72-56	x	72-69	76-74	55-60	69-67	73-65	63-65
Oklahoma State	75-78	48-65	x	67-90	66-68	81-87	63-71	78-91
Colorado	61-69	56-57	67-65	x	66-81	68-72	42-65	66-91
Kansas	73-69	71-74	80-71	70-68	x	80-67	51-46	72-79
Missouri	75-79	67-70	80-86	68-81	76-112	x	58-75	80-97
Nebraska	58-76	58-54	66-79	64-65	64-69	88-87	x	63-85
Oklahoma	71-69 (OT)	67-90	67-70	81-70	80-98	98-92	58-63	x

(visitor's score first)



1973-74 IN REVIEW

FINAL 1973-74 VARSITY STATS

(26 games)

Season Record: Won 14 Lost 12 Big 8: Won 7 Lost 7

	G-GS	FG-FGA	Pct.	FT-FTA	Pct.	Reb.	Ave. A	PF-D	TP	Ave.	High Game	
Fort	26-26	207-484	.428	54-88	.614	110	4.2	69	71-1	468	18.0	33, Mo.
Marsh	26-12	91-237	.384	43-56	.768	68	2.6	77	43-1	225	8.7	17, Okla.
Erwin	26-25	68-171	.398	39-44	.886	134	5.2	72	71-4	175	6.7	24, Duluth
Taylor	18-9	64-149	.430	31-52	.596	100	5.6	6	28-0	159	8.8	23, Kansas
Harris	26-3	56-131	.427	22-46	.478	116	4.5	6	47-2	134	5.2	22, NE Mo.
Cox	19-13	44-76	.579	45-64	.703	84	4.4	25	53-5	133	7.0	15, Iowa St.
Novak	22-14	62-140	.443	6-9	.667	37	1.7	47	34-0	130	5.9	21, OSU
Lee	26-21	52-117	.444	13-24	.542	197	7.6	68	63-3	117	4.5	14, Iowa St.
Siegel	19-1	35-89	.393	12-18	.667	66	3.5	17	26-0	82	4.3	26, Iowa St.
Enright	17-6	22-58	.379	9-17	.529	47	2.8	11	30-0	53	3.1	11, Vand.
Reckewey	14-0	8-28	.286	8-19	.800	8	0.6	8	12-0	24	1.7	6, MacMu.
Coker	13-0	7-22	.318	3-5	.600	17	1.3	7	7-0	17	1.3	4, twice
Fitzsimmons	8-0	4-9	.444	1-1	1.000	4	0.5	7	9-1	9	1.1	4, Duluth
Seidel	11-0	3-14	.214	3-6	.500	7	0.6	0	7-0	9	0.8	4, No. Ia.
Chambers	4-0	2-5	.400	2-3	.667	2	0.5	0	3-0	6	1.5	4, Okla.
Team						124						

NU Totals	26	725-1730	.419	291-443	.657	1121	43.1	420	504-17	1741	67.0	91, Iowa St.
												Low: 46, Kansas
Opp. Totals	26	716-1729	.414	301-448	.672	1084	41.7	387	432-14	1733	66.7	88, Iowa St.
												Low: 42, Colo.

Opponent Individual High; 28, Roger Morningstar, Kansas-h; Al Eberhard, Missouri-a.

1973-74 Results

Season Results

70 Wyoming 62 (H)
77 Minnesota-Duluth 50 (H)
58 Vanderbilt 82 (VI)
65 Middle Tennessee 76 (VI)
78 Georgia State 75 (OT) (H)
67 Northeast Missouri 54 (H)
76 MacMurray 50 (H)
73 Northern Iowa 55 (H)
47 Kansas State 68 (B8)
69 Oklahoma State 62 (B8)
66 Kansas 75 (B8)
58 Wichita State 66 (A)
64 Kansas 79 (A)
63 Oklahoma 58 (H)
65 Kansas State 73 (H)
66 Oklahoma State 79 (A)
63 Oklahoma 85 (A)
91 Iowa State 88 (3OT) (H)
75 Missouri 58 (H)
64 Colorado 65 (A)
88 Missouri 87 (A)
71 Oklahoma State 63 (H)
46 Kansas 51 (H)
58 Kansas State 54 (A)
65 Colorado 42 (H)
58 Iowa State 76 (A)

Top NU Scorer

Fort, 24
Erwin, 24
Fort, Marsh, 16
Fort, 17
Taylor, 19
Harris, 22
Fort, 19
Taylor, 21
Fort, 15
Fort, 31
Taylor, 23
Fort, 16
Taylor, 18
Fort, 25
Fort, 21
Novak, 21
Fort, 25
Siegel, 26
Fort, 28
Fort, 17
Fort, 33
Lee, Novak, 13
Fort, 18
Fort, 20
Fort, 13
Marsh, 14

Top NU Rebounder

Taylor, 11
Erwin, Taylor, 12
Taylor, 8
Erwin, Lee, 8
Harris, Lee, 9
Lee, 16
Harris, 14
Taylor, 17
Coker, Harris, 6
Fort, Lee, 8
Marsh, 7
Fort, 7
Fort, 7
Erwin, 9
Fort, Lee, 11
Cox, 10
Lee, 10
Cox, 15
Cox, Lee, 7
Cox, Lee, 8
Siegel, 7
Erwin, Lee, 5
Lee, 10
Erwin, Lee, 6
Lee, 11
Siegel, 10

Key: (H) home games; (VI) Vanderbilt Invitational; (OT) overtime; (B8) Big Eight; (A) Away.

FINAL 1973-74 NU BIG EIGHT STATS

14 Games Record: Won 7 Lost 7

	G-GS	FG-FGA	Pct.	FT-FTA	Pct.	Reb.	Ave. A	PF-D	TP	Ave.	High Game
*Fort	14-14	111-277	.401	29-43	.674	58	4.1	26	40-1	251	17.9 33, Missouri
Novak	14-14	58-126	.460	6-9	.667	34	2.4	42	26-0	122	8.7 21, Okla. St.
*Marsh	14-0	46-107	.430	27-33	.818	31	2.2	33	17-0	119	8.5 17, Okla. St.
*Cox	14-13	38-67	.567	38-56	.679	78	5.6	22	49-5	114	8.1 15, Iowa St.
*Erwin	14-13	28-76	.368	26-30	.867	66	4.7	30	40-3	82	5.9 12, twice
*Siegel	11-1	31-75	.413	11-15	.733	56	5.1	17	20-0	73	6.6 26, Iowa St.
Lee	14-14	29-65	.446	11-18	.611	112	8.0	52	40-3	69	4.9 14, Iowa St.
*Harris	14-0	26-67	.388	10-25	.400	50	3.6	2	30-2	62	4.4 12, Okla. St.
*Taylor	6-0	11-22	.500	6-15	.400	14	2.3	1	6-0	28	4.7 18, Kansas
Chambers	3-0	2-5	.400	2-3	.667	2	0.7	0	3-0	6	2.0 4, Oklahoma
*Reckewey	5-0	1-5	.200	3-4	.750	0	0.0	0	4-0	5	1.0 2, twice
*Enright	6-1	1-5	.250	1-3	.333	7	1.2	1	5-0	3	0.5 2, Kansas
Coker	3-0	1-4	.250	0-0	2	0.7	0	0-0	2	0.7 2, Colorado
Seidel	2-0	0-3	.000	1-2	.500	0	0.0	0	0-0	1	0.5 1, Oklahoma
Fitzsimmons	1-0	0-1	.000	0-0	0	0.0	0	0-0	1	0.5 None
Team						53					

NU Totals	14	383-904	.424	171-256	.668	567	40.5	227	280-14	937	66.9	91, Iowa St. Low: 46, Kansas
Opp. Totals	14	401-943	.425	156-247	.636	600	42.9	208	240-7	958	68.4, 88, Iowa St. Low: 42, Colorado	

*Returning lettermen.

Opponent Individual High: 28, Al Eberhard, Missouri-a

FINAL 1973-74 JUNIOR VARSITY STATS

(11 games)

Season Record: Won 6 Lost 5

	G-GS	FG-FGA	Pct.	FT-FTA	Pct.	Reb.	Ave. A	PF-D	TP	Ave.	High Game
Nelson	11-9	54-114	.474	19-25	.760	73	6.6	25	35-1	127	11.5 21, McCook
Fitzsimmons	11-11	40-121	.331	38-50	.760	21	1.9	51	30-0	118	10.7 24, Iowa State
Enright	8-8	37-71	.521	17-23	.739	57	7.1	9	35-4	91	11.4 21, Kansas St.
Heyen	11-2	36-86	.419	11-20	.550	22	2.0	20	22-1	83	7.5 17, McCook
Taylor	6-3	35-75	.467	9-18	.500	71	11.8	2	9-0	79	13.1 19, twice
Chambers	11-11	35-105	.333	5-7	.714	63	5.7	20	33-1	75	6.8 20, Platte
Cox	3-3	23-33	.697	11-20	.550	30	10.0	4	7-1	57	19.0 27, York
Seidel	5-5	22-41	.537	4-9	.444	25	5.0	12	19-2	48	9.8 21, Kansas St.
Ficken	11-0	13-30	.433	7-13	.538	39	3.5	15	24-2	33	3.0 11, Kearney St.
Siegel	3-3	12-25	.480	3-6	.500	32	10.7	0	5-0	27	9.0 16, Platte
R. Harris	1-1	7-16	.438	2-3	.667	8	8.0	1	4-0	16	16.0 16, Platte
Mazankowski	8-0	5-12	.417	1-5	.200	9	1.1	0	5-0	11	1.4 7, Kansas St.
Beman	1-0	0-0	0-1	.000	0	0.0	0	1-0	0	0.0 None
Others		18-47		617		23		13	14-0	42	
Team						66					

NU Totals	11	337-773	.436	133-207	.643	539	49.0	172	248-12	807	73.4	91, McCook Low: 56, Kansas St.
Opp. Totals	11	312-764	.408	185-261	.709	494	44.9	128	207-9	811	73.7	98, twice Low: 47, CN Tech.

Individual High: 38, Jim Kennedy, Missouri.

Season Results

86 York 64 (H)
68 Centraf Neb. Tech. 47 (H)
81 Kearney State 58 (H)
86 Kansas State 83 (H)
77 Platte 98 (A)

62 Iowa State 59 (H)
64 Northeastern 68 (H)
74 Missouri 98 (A)
64 Platte 76 (H)
91 McCook 71 (H)
56 Kansas State 87 (A)

FINAL 1973-74 NEBRASKA STAT HIGHS

Player	Most Points	Most Rebounds
Phil Chambers	4, Oklahoma-1	2, Oklahoma-a
Fred Coker	4, MacMurray, Oklahoma St.-b8	5, Kansas State-b8
Larry Cox	15, Iowa State-h	15, Iowa State-h
Mark Enright	11, Vanderbilt	9, Wyoming
Steve Erwin	24, Minnesota-Duluth	13, Northern Iowa
Gary Fitzsimmons	4, Minnesota-Duluth	4, Kansas-a
Jerry Fort	33, Missouri-a	11, Kansas State-h
Rickey Harris	22, Northeast Missouri	14, MacMurray
Brendy Lee	14, Iowa State-h	16, Northeast Missouri
Ricky Marsh	17, Oklahoma-a	7, Kansas-b8
Tom Novak	21, Oklahoma State-a	5, Colorado-h
Kent Reckewey	6, MacMurray	3, Northern Iowa
Rick Seidel	4, Northern Iowa	2, Vanderbilt, Northern Iowa
Bob Siegel	26, Iowa State-h	10, Iowa State-a
Ron Taylor	23, Kansas-b8	17, Northern Iowa

Individual Highs

Points scored—33; Fort vs. Missouri-a
 Field goals—15 (record); Fort vs. Missouri-a
 Field goal attempmts—27; Fort vs. Oklahoma-h&a
 Field goal per cent (7 attempts)—.857 (12-14) vs. Iowa State
 Free throws—9; Cox vs. Iowa State; Marsh vs. Missouri-a
 Free throw attempts—13; Cox vs. Iowa State
 Free throw per cent (5 attempts)—1.000; Cox (5-5) vs. Wichita State; Erwin (6-6) vs. Missouri-a
 Assists—9; Novak vs. Iowa State
 Rebounds—17; Taylor vs. Northern Iowa

Team Highs and Lows

NEBRASKA:	HIGHS:	LOWS:
Points scored	91 vs. Iowa State (3OT)	46 vs. Kansas-h
One half	50 vs. Minnesota-Duluth (2nd)	21 vs. Kansas State-b8 (1st)
Field goals	37 vs. MacMurray, Iowa State-h	19 vs. Iowa State-a
Field goal attempts	84 vs. MacMurray	53 vs. Wichita State
Field goal per cent	.538 (34-63) vs. Missouri-a	.329 (25-76) vs. Northeast Missouri
Free throws	23 vs. Missouri-h	2 vs. MacMurray
Free throw attempts	30 vs. Iowa State-a	3 vs. MacMurray
Free throw per cent	.857 (18-21) vs. Wichita State	.384 (5-13) vs. Kansas State-b8
Rebounds	60 vs. MacMurray	23 vs. Oklahoma State-h
Assists	31 vs. Iowa State	5 vs. Vanderbilt
Personal fouls	25 vs. Missouri-h	9 vs. MacMurray
Turnovers	27 vs. Middle Tennessee	10 three times

Opponents' Highs and Lows

OPPONENTS:	HIGHS:	LOWS:
Points scored	88, Iowa State (3OT)-h	46, Colorado-h
One half	48, Missouri-a (1st)	19, Kansas-h (1st), Colorado-h (1st)
Field goals	40, Iowa State-h	15, Colorado-h
Field goal attempts	91, Iowa State-h	49, Wichita State
Field goal per cent	.567 (34-60), Oklahoma-a	.238 (15-63), Colorado-h
Free throws	20, Middle Tennessee	5, Kansas-h
Free throw attempts	26, Middle Tennessee	6, MacMurray
Free throw per cent	1.000 (6-6), MacMurray	.276 (5-18), Kansas-h
Rebounds	61, Iowa State-a	31, Kansas-b8, Kansas State-h
Assists	33, Iowa State-h	3, Oklahoma State-b8
Personal fouls	27, Northeast Missouri	9, MacMurray
Turnovers	29, Missouri-h	8, Vanderbilt

FINAL 1973-74 BIG EIGHT STATISTICS

(Conference Games Only)

FINAL STANDINGS

Conference Games						All Games					
	W	L	Pct.	Pts.	O. Pts		W	L	Pct.	Pts.	O. Pts
Kansas	13	1	.929	1077	938	Kansas	21	5	.808	1983	1745
Kansas State	11	3	.786	982	889	Kansas State	19	7	.731	1913	1724
Oklahoma	9	5	.643	1118	1054	Oklahoma	18	8	.692	2078	1897
Nebraska	7	7	.500	937	958	Iowa State	15	11	.577	1981	1851
Iowa State	6	8	.429	1011	1053	Nebraska	14	12	.538	1741	1733
Colorado	4	10	.286	940	1006	Missouri	12	14	.462	1993	2033
Oklahoma State	3	11	.214	986	1052	Oklahoma State	9	17	.346	1819	1909
Missouri	3	11	.214	1067	1167	Colorado	9	17	.346	1841	1933

Team Statistics

	G	FG	FGA	Pct.	FT	FTA	Pct.	Reb.	PF	TP	Ave.
IOWA STATE	14	426	984	.433	159	222	.716	615	241	1011	72.2
Opponents		452	975	.464	149	221	.674	613	255	1053	75.2
KANSAS STATE	14	409	891	.459	164	214	.766	549	211	982	70.1
Opponents		396	946	.419	97	139	.698	558	228	889	63.5
OKLAHOMA STATE	14	396	941	.421	194	278	.698	596	291	986	70.4
Opponents		425	903	.471	202	287	.704	571	274	1052	75.1
COLORADO	14	383	941	.407	174	267	.652	546	265	940	67.1
Opponents		406	914	.444	195	261	.747	632	283	1006	71.9
KANSAS	14	463	1010	.458	151	222	.680	577	268	1077	76.9
Opponents		383	923	.415	172	256	.672	474	256	938	67.0
MISSOURI	14	426	944	.451	215	314	.685	491	290	1067	76.2
Opponents		463	955	.485	241	324	.744	506	317	1167	83.4
NEBRASKA	14	383	904	.424	171	256	.668	567	280	937	66.9
Opponents		401	943	.425	156	247	.636	600	240	958	68.4
OKLAHOMA	14	478	968	.494	162	235	.689	578	269	1118	79.9
Opponents		442	1024	.432	178	273	.652	567	254	1054	75.3

Team Leaders

FG Percentage			FT Percentage			Rebound Percentage		
Oklahoma	478-968	.494	Kansas St.	164-214	.766	Kansas	577-474	.549
Kansas St.	409-891	.459	Iowa St.	159-222	.716	Okla. St.	596-571	.511
Kansas	463-1010	.458	Okla. St.	194-278	.698	Oklahoma	578-567	.505
Missouri	426-944	.451	Oklahoma	162-235	.689	Iowa St.	615-613	.501
Iowa St.	426-984	.433	Missouri	215-314	.685	Kansas St.	549-558	.496
Nebraska	383-904	.424	Kansas	151-222	.680	Missouri	491-506	.492
Okla. St.	396-941	.421	Nebraska	171-256	.668	Nebraska	567-600	.486
Colorado	383-941	.407	Colorado	174-267	.652	Colorado	546-632	.463

Offense			Defense			Rebounds		
Oklahoma	1118	79.9	Kansas St.	889	63.5	Iowa St.	615	43.9
Kansas	1077	76.9	Kansas	938	.67.0	Okla. St.	596	42.6
Missouri	1067	76.2	Nebraska	958	68.4	Oklahoma	578	41.3
Iowa St.	1011	72.2	Colorado	1006	71.9	Kansas	577	41.2
Okla. St.	986	70.4	Okla. St.	1052	75.1	Nebraska	567	40.5
Kansas St.	982	70.1	Iowa St.	1053	75.2	Kansas St.	549	39.2
Colorado	940	67.1	Oklahoma	1054	75.3	Colorado	546	39.0
Nebraska	937	66.9	Missouri	1167	83.4	Missouri	491	35.1

Individual Statistics

SCORING

	G	FG	FGA	FT	FTA	TP	Ave.
*Alvan Adams, Oklahoma	14	131	247	55	78	317	22.6
Al Eberhard, Missouri	14	120	236	64	86	304	21.7
Scott Wedman, Colorado	11	99	188	24	47	222	30.2
Kevin Fitzgerald, Oklahoma State	14	103	234	57	72	263	18.8
Lon Kruger, Kansas State	14	95	200	64	72	254	18.1
*Jerry Fort, Nebraska	14	111	277	29	43	251	17.9
Gary Link, Missouri	14	92	191	49	76	233	16.6
*K. C. Kincaide, Oklahoma State	14	94	197	36	50	224	16.0
*Hercle Ivy, Iowa State	14	94	229	33	41	221	15.8
Robert Wilson, Iowa State	14	88	208	32	43	208	14.9
Larry Williams, Kansas State	14	94	187	19	25	207	14.8
*David Logan, Colorado	14	84	223	35	49	203	14.5
*Rick Suttle, Kansas	14	77	159	30	40	184	13.1
Tom Holland, Oklahoma	14	77	172	25	32	179	12.8
*Steve Dangos, Missouri	14	73	163	30	42	176	12.6

REBOUNDING

Player and School	G	Reb.	Ave.	Player and School	G	Reb.	Ave.
*Andy Hopson, Okla. St.	14	199	14.2	*Danny Knight, Kansas	14	108	7.7
Al Eberhard, Missouri	14	174	12.4	Wes Harris, Iowa St.	14	107	7.6
*Alvan Adams, Oklahoma	14	157	11.2	*David Logan, Colorado	14	107	7.6
Scott Wedman, Colorado	11	117	10.6	Dean Harris, Kansas St.	14	100	7.1
Robert Wilson, Iowa St.	14	128	9.1	Larry Williams, Kansas St.	14	97	6.9
Tom Holland, Oklahoma	14	115	8.2	*Lafayette Threatt, Okla. St.	14	96	6.9
Brendy Lee, Nebraska	14	112	8.0	*Norm Cook, Kansas	14	92	6.6
				*Rick Suttle, Kansas	14	88	6.3

FG Percentage

(Minimum of 5 per game)

Player and School	FG	FGA	Pct.
*Bob Pritchard, Oklahoma	54	90	.600
Ted Evans, Oklahoma	43	77	.558
*Mike McCurdy, Oklahoma	51	95	.537
*Alvan Adams, Oklahoma	131	247	.530
Scott Wedman, Colorado	99	188	.527
Wes Harris, Iowa St.	49	93	.527
Al Eberhard, Missouri	120	236	.508
Tom Kivisto, Kansas	54	107	.505
Larry Williams, Kansas St.	94	187	.503
*Larry Loots, Iowa St.	44	88	.500
*Rick Suttle, Kansas	77	159	.484
Gary Link, Missouri	92	191	.482
*Herb Williams, Oklahoma	33	69	.478
*K. C. Kincaide, Okla. St.	94	197	.477
*Norm Cook, Kansas	70	147	.476

FT Percentage

(Minimum of 2 per game)

Player and School	FT	FTA	Pct.
Lon Kruger, Kansas St.	64	72	.889
*Steve Erwin, Nebraska	26	30	.867
*Rickey Marsh, Nebraska	27	33	.818
*Hercle Ivy, Iowa St.	33	41	.805
Kevin Fitzgerald, Okla. St.	57	72	.792
Tom Holland, Oklahoma	25	32	.781
*Larry Loots, Iowa St.	22	29	.759
*Rick Suttle, Kansas	30	40	.750
Tom Kivisto, Kansas	27	36	.750
Al Eberhard, Missouri	64	86	.744
Robert Wilson, Iowa St.	32	43	.744
*K. C. Kincaide, Okla. St.	36	50	.720
*Ron Wrigley, Colorado	41	57	.719
*David Logan, Colorado	35	49	.714
*Steve Dangos, Missouri	30	42	.714

*Return in 1974-75

BIG EIGHT TELEVISION SERIES

January	4—Missouri at Texas
January	18—Kansas State at Nebraska
January	25—Iowa State at Missouri
February	1—Oklahoma at Oklahoma State
February	8—Kansas at Oklahoma
February	15—Nebraska at Colorado
February	22—Colorado at Iowa State
March	1—Iowa State at Kansas State
March	8—Oklahoma at Kansas

GAME-BY-GAME IN '73-74:

Yugoslavian Nationals 82, Nebraska 80 (Exhibition game)

Lincoln, Neb.

Nov. 20, 1973

Yugoslavian Nationals (82)				Nebraska (80)			
	g	ft-a	tp		g	ft-a	tp
Cosic	7	6-7	20	Fort	7	1-1	15
Ivkovic	1	0-0	2	Marsh	5	4-4	14
Kicanovic	3	1-2	7	Reckewey	0	0-0	0
Zizic	0	0-0	0	Seidel	0	0-0	0
Jercov	1	7-7	9	Harris	0	0-0	0
Kapicic	1	2-2	4	Novak	3	0-0	6
Slavnic	7	3-4	17	Coker	1	0-0	2
Solman	0	2-2	2	Erwin	4	0-0	8
Delibasic	4	2-2	10	Lee	3	0-0	6
Dalipagic	5	1-3	11	Enright	5	1-1	11
				Taylor	9	0-0	18
Totals	29	24-29	82	Totals	37	6-6	80

Fouled out—none. Total fouls—Yugoslavs 11, Nebraska 23. Rebounds—Yugoslavs 37, Nebraska 40. Field goals—Yugoslavs 29-64 (.453), Nebraska 37-85 (.434).

Halftime score: Nebraska 44, Yugoslavs 40.

Nebraska 70, Wyoming 62

Lincoln, Neb.

Dec. 1, 1973

Wyoming (62)					Nebraska (70)						
	fg-a	ft-a	rb	pf	tp		fg-a	ft-a	rb	pf	tp
Crowe	5-12	0-2	3	1	10	Fort	11-21	2-5	4	3	24
Crowell	3-15	2-2	4	2	8	Marsh	0-4	1-1	4	4	1
Shanor	2-3	1-2	6	2	5	Taylor	5-12	0-0	11	2	10
Adams	5-6	1-2	2	2	11	Enright	3-13	2-4	9	3	8
Brown	2-4	4-4	5	1	8	Erwin	5-7	0-0	6	3	10
Ryan	2-2	0-0	0	1	4	Reckewey	0-1	0-0	0	1	0
Boyer	1-7	8-10	6	1	10	Seidel	0-0	0-1	0	0	0
Bailey	0-0	0-0	0	1	0	Harris	1-1	0-0	3	0	2
Alexander	2-6	2-2	7	4	6	Novak	2-3	0-0	0	1	4
						Coker	1-3	1-3	1	1	3
						Siegel	0-0	0-0	0	0	0
						Lee	3-6	2-2	6	4	8
Team			2			Team			8		
Totals	22-55	18-24	35	15	62	Totals	31-71	8-16	52	22	70

Shooting Percentages: Wyoming—field goals, 40.0, free throws 75.0; Nebraska—field goals, 43.7, free throws, 50.0.

Attendance: 7,300.

Halftime Score: Nebraska 37, Wyoming 22.

GAME-BY-GAME IN '73-74:

Nebraska 77, Minnesota-Duluth 50

December 3, 1973

Lincoln, Neb.

Minn.-Duluth (50)						Nebraska (77)					
	fg-a	ft-a	rb	pf	tp		fg-a	ft-a	rb	pf	tp
Lunsford	4-15	2-3	10	5	10	Fort	6-14	0-1	4	2	12
Johnson	7-14	0-1	5	1	14	Marsh	1-5	2-2	1	1	4
O'Melia	0-1	0-0	2	0	0	Erwin	10-17	4-4	12	3	24
MacDonald	2-5	0-0	2	3	4	Enright	3-6	1-3	4	4	7
Green	6-22	6-8	14	4	18	Taylor	6-17	2-3	12	4	14
Casey	0-0	0-0	0	1	0	Fitzsimmons	2-2	0-0	0	1	4
Rickert	0-0	1-2	1	1	1	Reckewey	1-3	0-0	1	0	2
Johns	0-0	0-0	0	0	0	Seidel	1-2	0-0	1	1	2
VanNice	0-1	0-0	1	0	0	Harris	0-0	0-0	0	0	0
Hurd	0-2	1-2	2	1	1	Novak	1-5	0-0	3	1	2
Krmp't'ch	0-1	2-2	0	0	0	Coker	1-2	0-0	3	0	2
						Siegel	0-0	0-0	2	2	0
						Lee	2-6	0-1	8	3	4
Team			1			Team			0		
Totals	19-61	12-18	38	16	50	Totals	34-79	9-14	51	22	77

Shooting Percentages: Minnesota-Duluth—field goals, 31.1, free throws, 66.7; Nebraska—field goals, 43.0, free throws, 64.3.

Attendance: 3,750

Halftime Score: Nebraska 27, Minnesota-Duluth 27.

Vanderbilt 82, Nebraska 58

Nashville, Tenn.

Dec. 7, 1973

Nebraska (58)						Vanderbilt (82)					
	fg-a	ft-a	rb	pf	tp		fg-a	ft-a	rb	pf	tp
Erwin	0-5	0-0	1	5	0	Fowler	4-6	3-3	7	2	11
Enright	3-7	5-6	5	2	11	Compton	7-11	2-2	4	1	16
Taylor	4-11	0-0	8	1	8	V.B.K'ff	2-6	3-4	5	2	7
Fort	7-19	2-2	5	3	16	Ford	4-9	1-2	2	1	9
Marsh	8-14	0-0	3	4	16	Ligon	6-12	2-2	6	2	14
Lee	0-2	0-0	2	1	0	Fosnes	4-12	2-2	4	2	10
Coker	1-1	0-0	2	0	2	Fehér	4-12	0-0	11	0	8
Novak	0-1	0-0	0	2	0	Chess	2-4	0-0	3	3	4
Reckewey	0-1	1-2	1	0	1	Moore	1-2	1-5	3	1	3
Siegel	1-4	0-0	2	1	2	Parks	0-2	0-0	0	0	0
Harris	0-0	2-2	3	3	2	Norton	0-2	0-0	2	1	0
Seidel	0-0	0-1	2	1	0	Young	0-2	0-0	0	0	0
Fitzsimmons	0-0	0-0	0	0	0						
Team			9			Team			5		
Totals	24-65	10-13	43	23	58	Totals	34-80	14-20	52	15	82

Shooting Percentages: Nebraska—field goals, 36.9, free throws, 76.9; Vanderbilt—field goals, 42.5, free throws, 70.0.

Attendance: 8,700

Halftime Score: Vanderbilt 43, Nebraska 26.

GAME-BY-GAME IN '73-74:

Middle Tennessee 76, Nebraska 65

Nashville, Tenn.

Dec. 8, 1973

MTSU (76)					Nebraska (65)						
	fg-a	ft-a	rb	pf	tp		fg-a	ft-a	rb	pf	tp
Sorrell	2-3	2-2	5	3	6	Erwin	5-6	5-6	8	1	15
Powell	6-13	0-0	5	3	12	Enright	3-4	0-0	3	3	6
Sisneros	4-6	5-7	6	3	13	Taylor	5-13	1-1	7	3	11
Malcolm	1-2	2-3	2	1	4	Fort	7-22	3-4	7	4	17
Allen	9-13	8-10	0	4	26	Marsh	6-16	2-2	1	5	14
Bonner	0-1	1-2	4	0	1	Lee	0-2	0-0	8	2	0
Peeler	3-11	2-2	9	1	8	Novak	0-1	0-0	0	2	0
Hamilton	2-4	0-0	0	0	4	Coker	0-0	0-0	0	0	0
Toms	0-1	0-0	0	0	0	Harris	1-1	0-0	1	2	2
Webster	0-0	0-0	0	0	0	Fitzsimmons	0-0	0-0	0	1	0
Bormann	1-1	0-0	0	0	2	Team			4		
Team			2			Team			4		
Totals	28-56	20-26	33	15	76	Totals	27-65	11-13	39	23	65

Shooting Percentages: Middle Tennessee—field goals, 50.0, free throws, 76.9; Nebraska—field goals, 41.5, free throws, 84.6

Attendance: 13,900.

Halftime Score: Middle Tennessee 31, Nebraska 25.

Nebraska 78, Georgia State 75 (OT)

Lincoln, Neb.

Dec. 11, 1973

Georgia State (75)					Nebraska (78)						
	fg-a	ft-a	rb	pf	tp		fg-a	ft-a	rb	pf	tp
Poag	9-16	0-0	6	2	18	Fort	6-14	0-2	2	2	12
Webster	9-16	3-4	6	1	21	Marsh	6-15	2-3	4	0	14
Newlin	3-8	3-3	6	2	9	Taylor	8-20	3-5	8	1	19
Dodd	0-4	2-2	4	5	2	Erwin	4-9	2-2	3	3	10
Myrick	0-5	2-2	3	2	2	Enright	2-6	0-0	8	2	4
Dix	3-5	0-0	3	2	6	Seidel	0-1	0-0	0	1	0
Atrice	8-15	1-1	9	3	17	Harris	4-8	3-6	9	0	11
Powers	0-2	0-0	0	1	0	Novak	0-0	0-0	0	1	0
Team			4			Lee	4-9	0-0	0	1	8
Team			4			Team			2		
Totals	32-71	11-12N41	18	75	Totals	34-82	10-18	45	11	78	

Shooting Percentages: Georgia State—field goals, 45.1, free throws, 91.7; Nebraska—field goals, 41.5, free throws, 55.6.

Attendance: 4,000.

Halftime Score: Georgia State 36, Nebraska 33. **Regulation:** 69-69.

GAME-BY-GAME IN '73-74:

Nebraska 67, Northeast Missouri 54

Lincoln, Neb.

Dec. 14, 1973

NE Missouri (54)					Nebraska (67)						
	fg-a	ft-a	rb	pf	tp		fg-a	ft-a	rb	pf	tp
DeMartin	2-9	2-2	4	5	6	Fort	8-17	1-1	2	4	17
Blaydes	6-10	2-3	2	3	14	Marsh	4-14	5-7	1	4	13
Smith	4-13	2-6	11	4	10	Taylor	0-2	0-0	1	1	0
Moton	3-14	0-0	6	4	6	Erwin	3-12	2-2	13	3	8
Seip	1-1	0-0	1	2	2	Lee	2-5	0-2	16	1	4
Pausche	1-3	0-0	2	2	2	Reckewey	0-1	2-2	0	0	2
Cochran	0-0	0-0	0	1	0	Seidel	0-1	0-0	0	1	0
Young	6-19	2-4	13	4	14	Harris	8-20	6-7	13	3	22
Petchell	0-0	0-0	0	0	0	Novak	0-1	0-0	0	0	0
						Cox	0-2	0-0	1	1	0
						Siegel	0-0	0-1	2	2	1
						Enright	0-1	0-1	1	1	0
Team			9			Team			6		
Totals	23-69	8-15	47	27	54	Totals	25-76	17-24	56	21	67

Shooting Percentages: Northeast Missouri—field goals, 33.3, free throws, 53.3; Nebraska—field goals, 32.9, free throws, 70.8.

Attendance: 3,000.

Halftime Score: Nebraska 33, Northeast Missouri 21.

Nebraska 76, MacMurray 50

Lincoln, Neb.

Dec. 15, 1974

MacMurray (50)					Nebraska (76)						
	fg-a	ft-a	rb	pf	tp		fg-a	ft-a	rb	pf	tp
Hawkins	4-10	0-0	2	2	8	Fort	9-14	1-1	5	1	19
Haberl	3-14	0-0	5	1	6	Marsh	5-13	0-1	4	0	10
Evans	7-17	0-0	15	1	14	Harris	6-11	0-0	14	1	12
Lewis	3-14	0-0	1	5	6	Erwin	3-11	0-0	5	1	6
James	0-0	2-2	0	0	2	Lee	3-4	0-0	9	1	6
Phillips	2-7	0-0	1	0	4	Fitzsimmons	1-2	1-1	0	0	3
Hodges	1-2	0-0	1	0	2	Reckewey	3-3	0-0	1	1	6
Blaz	0-3	2-2	3	0	2	Seidel	1-3	0-0	1	1	2
Roth	1-5	0-0	4	0	2	Novak	0-1	0-0	0	0	0
Gardner	1-4	2-2	2	0	4	Coker	2-6	0-0	2	0	4
						Cox	1-2	0-0	3	2	2
						Siegel	0-4	0-0	1	0	0
						Enright	3-7	0-0	6	2	6
						Taylor	0-3	0-0	5	0	0
						Chambers	0-0	0-0	0	0	0
Team			7			Team			7		
Totals	22-76	6-6	41	9	50	Totals	37-84	2-3	60	10	76

Shooting Percentages: MacMurray—field goals, 28.9, free throws, 100.0; Nebraska—field goals, 44.0, free throws, 66.7.

Attendance: 3,500.

Halftime Score: Nebraska 34, MacMurray 22.

GAME-BY-GAME IN '73-74:

Nebraska 73, Northern Iowa 55

Lincoln, Neb.

Dec. 20, 1973

Northern Iowa (55)					Nebraska (73)						
	fg-a	ft-a	rb	pf	tp		fg-a	ft-a	rb	pf	tp
Ferguson	3-7	1-1	1	0	7	Fort	8-11	2-4	2	1	18
Goodman	3-11	2-4	0	2	8	Marsh	3-9	3-3	2	1	9
Riggert	3-5	3-5	5	2	9	Lee	0-0	0-0	5	2	0
Davis	5-12	3-4	8	2	13	Harris	3-7	1-4	9	3	7
Runchey	1-8	2-2	3	5	4	Erwin	4-9	0-0	4	0	8
Barnhouse	3-6	0-0	3	0	6	Fitzsimmons	0-0	0-0	0	1	0
Sch'bach	3-5	0-2	1	0	6	Reckewey	2-8	0-0	3	2	4
Classick	1-2	0-0	1	1	2	Seidel	1-3	2-2	2	0	4
Weikert	0-2	0-0	3	3	0	Enright	1-2	0-0	2	2	2
Team			8			Taylor	10-22	1-2	17	2	21
						Team			5		
Totals	22-58	11-18	33	15	55	Totals	32-72	9-16	52	17	73

Shooting Percentages: Northern Iowa—field goals, 37.9, free throws, 61.1; Nebraska—field goals, 44.4, free throws, 56.3.

Attendance: 2,000.

Halftime Score: Nebraska 35, Northern Iowa 27.

Kansas State 68, Nebraska 47

Kansas City, Mo.

Dec. 27, 1973

Nebraska (47)					Kansas State (68)						
	fg-a	ft-a	rb	pf	tp		fg-a	ft-a	rb	pf	tp
Harris	4-9	0-0	6	1	8	L. Williams	8-17	2-3	14	3	18
Erwin	3-9	0-0	5	4	6	Snyder	2-9	2-2	2	0	6
Lee	3-4	0-1	5	2	6	Gerlach	2-4	0-0	6	4	4
Fort	6-14	3-6	4	2	15	Kruger	3-9	5-6	6	2	11
Marsh	1-8	0-0	3	3	2	Beard	5-11	0-0	1	0	10
Taylor	1-3	1-4	3	3	3	Harris	1-4	1-3	4	1	3
Reckewey	0-1	0-0	0	1	0	C. Williams	2-7	2-2	2	0	6
Enright	1-3	0-0	1	1	2	Noland	0-0	0-0	1	1	0
Coker	0-1	0-0	6	2	0	Winston	4-8	2-4	8	2	10
Cox	0-0	1-2	1	0	1	Molinari	0-0	0-0	0	0	0
Fitzsimmons	0-3	0-0	0	1	0	Anson	0-0	0-0	0	0	0
Seidel	0-1	0-0	1	2	0						
Siegel	2-4	0-0	2	0	4						
Team			6			Team			8		
Totals	21-60	5-13	43	22	47	Totals	27-69	14-20	52	13	68

Shooting Percentages: Nebraska—field goals, 35.0, free throws, 38.4; Kansas State—field goals, 39.1, free throws, 70.0

Attendance: 6,800

Halftime Score: Kansas State 38, Nebraska 21.

GAME-BY-GAME IN '73-74:

Nebraska 69, Oklahoma State 62

Kansas City, Mo.

Dec. 28, 1973

Oklahoma State (62)						Nebraska (69)					
	fg-a	ft-a	rb	pf	tp		fg-a	ft-a	rb	pf	tp
Fitzgerald	6-25	2-4	6	4	14	Erwin	1-4	0-0	6	4	2
Duckett	1-9	0-0	6	4	2	Lee	3-7	0-0	8	2	6
Hopson	9-15	2-4	16	2	20	Taylor	4-6	3-3	3	2	11
Daniel	1-5	0-0	1	4	2	Fort	13-24	5-10	8	1	31
Kincaide	7-16	2-2	4	0	16	Marsh	3-10	0-1	6	0	6
Threatt	1-1	0-0	3	0	2	Harris	0-0	0-0	2	2	0
Maughan	0-4	0-0	1	1	0	Reckewey	1-3	0-0	1	2	2
Carroll	0-1	0-0	0	1	0	Enright	0-0	0-0	0	1	0
St'nm'r	3-4	0-0	1	1	6	Coker	1-1	2-2	0	1	4
Team			11			Cox	3-3	1-1	1	0	7
						Team			10		
Totals	28-80	6-10	46	16	62	Totals	29-58	11-17	45	15	69

Shooting Percentages: Oklahoma State—field goals, 35.0, free throws, 60.0.; Nebraska—field goals, 50.0, free throws, 64.7.

Attendance: 6,800

Halftime Score: Oklahoma State 28, Nebraska 26.



Kansas 75, Nebraska 66

Kansas City, Mo.

Dec. 29, 1973

Nebraska (66)						Kansas (75)					
	fg-a	ft-a	rb	pf	tp		fg-a	ft-a	rb	pf	tp
Erwin	0-2	0-0	5	2	0	Cook	1-6	2-2	3	3	4
Lee	2-5	0-0	4	2	4	Morningstar	13-23	2-2	5	2	28
Taylor	8-12	7-10	6	2	23	Knight	1-3	0-0	3	1	2
Fort	10-21	0-2	2	2	20	Greenlee	11-16	1-2	3	2	23
Marsh	6-14	1-3	7	2	13	Kivisto	3-7	0-0	3	4	6
Harris	2-5	0-2	3	2	4	Suttle	2-3	2-2	9	3	6
Reckewey	0-2	2-2	1	1	2	Smith	2-3	0-0	1	1	2
Coker	0-0	0-0	1	1	0	Samuel	0-1	2-2	0	0	2
Team			12			Team			4		
Totals	28-61	10-19	41	14	66	Totals	33-62	9-10	31	16	75

Shooting Percentages: Nebraska—field goals, 45.9 free throws, 52.6; Kansas—field goals, 53.2, free throws, 90.0.

Attendance: 10,200.

Halftime Score: Nebraska 41, Kansas 32.

GAME-BY-GAME IN '73-74:

Wichita State 66, Nebraska 58

Wichita, Kan.

Jan. 7, 1974

Nebraska (58)						Wichita State (66)					
	fg-a	ft-a	rb	pf	tp		fg-a	ft-a	rb	pf	tp
Fort	5-16	6-7	7	3	16	Wilson	5-9	6-6	4	1	16
Taylor	2-6	7-9	5	1	11	Morsden	7-13	6-*	9	5	20
Marsh	2-8	0-0	1	2	4	Bruton	8-10	1-3	2	2	17
Erwin	2-4	0-0	0	2	4	Strom	0-1	1-3	2	0	1
Lee	1-2	0-0	5	2	2	Lang	2-7	0-0	4	5	4
Harris	1-2	0-0	3	0	2	Yoder	2-7	0-0	6	2	4
Enright	2-5	0-0	1	4	4	Tucker	1-2	2-4	2	2	4
Coker	0-3	0-0	0	2	0	Holmes	0-0	0-0	0	0	0
Cox	2-2	5-5	0	1	9	Boxberger	0-0	0-0	0	0	0
Seidel	0-0	0-0	0	0	0						
Fitzsimmons	1-1	0-0	0	5	2						
Siegel	1-2	0-0	0	1	2						
Novak	1-2	0-0	0	1	2						
Team			5			Team			6		
Totals	20-53	18-21	27	24	58	Totals	25-49	16-22	35	17	66

Shooting Percentages: Nebraska—field goals, 37.7, free throws, 85.7; Wichita State—field goals, 51.0, free throws, 72.7.

Attendance: 9,510.

Halftime Score: Wichita State 36, Nebraska 31.

Kansas 79, Nebraska 64

Lawrence, Kansas

Jan. 12, 1974

Nebraska (64)						Kansas (79)					
	fg-a	ft-a	rb	pf	tp		fg-a	ft-a	rb	pf	tp
Erwin	2-8	4-4	4	3	8	Cook	7-13	5-6	9	3	19
Enright	1-2	0-0	5	3	2	Morningstar	7-16	2-2	6	3	16
Lee	3-4	0-0	6	3	6	Knight	1-5	0-1	5	4	2
Fort	6-22	0-2	7	3	12	Greenlee	7-13	4-4	6	1	18
Novak	2-7	0-0	3	2	4	Kivisto	6-9	2-2	5	2	14
Taylor	8-13	2-6	6	2	18	Suttle	4-8	0-1	6	1	8
Harris	0-2	3-5	3	0	3	Smith	1-3	0-0	2	2	2
Marsh	2-6	0-0	0	0	4	Shelton	0-0	0-0	0	1	0
Siegel	2-5	0-0	1	0	4	V. Moore	0-0	0-0	0	0	0
Coker	0-2	0-0	0	0	0	Emery	0-0	0-0	0	1	0
Cox	1-3	1-1	2	1	3	Hollis	0-0	0-0	0	0	0
Fitzsimmons	0-1	0-0	4	0	0						
Team			7			Team			6		
Totals	27-75	10-18	48	17	64	Totals	33-67	13-16	45	18	79

Shooting Percentages: Nebraska—field goals, 36.0, free throws, 55.6; Kansas—field goals, 49.3, free throws, 81.3.

Attendance: 7,500.

Halftime Score: Kansas 44, Nebraska 32.

GAME-BY-GAME IN '73-74:

Nebraska 63, Oklahoma 58

Lincoln, Neb.

Jan. 19, 1974

Oklahoma (58)						Nebraska (63)					
	fg-a	ft-a	rb	pf	tp		fg-a	ft-a	rb	pf	tp
McCurdy	2-6	0-0	4	4	4	Fort	12-27	1-3	5	0	25
Gilbert	5-11	2-4	1	3	12	Novak	3-9	0-0	3	2	6
Adams	7-16	3-5	11	2	17	Cox	3-6	0-0	4	5	6
Pritchard	3-3	1-2	6	2	7	Erwin	1-5	1-2	9	2	3
Holland	5-11	0-0	8	0	10	Lee	1-4	0-2	8	1	2
J. Williams	2-3	0-0	0	1	4	Marsh	4-8	2-2	3	2	10
H. Williams	1-5	0-0	1	0	2	Harris	0-2	0-0	0	0	0
Evans	1-2	0-0	5	0	2	Siegel	4-7	3-4	6	4	11
Team			2			Team			1		
Totals	26-57	6-11	38	14	58	Totals	28-68	7-13	39	16	63

Shooting Percentages: Oklahoma—field goals, 45.6, free throws, 54.5; Nebraska—field goals, 41.2, free throws, 53.8.

Attendance: 8,500.

Halftime Score: Nebraska 29, Oklahoma 22.



Kansas State 73, Nebraska 65

Lincoln, Neb.

Jan. 22, 1974

Kansas State (73)						Nebraska (65)					
	fg-a	ft-a	rb	pf	tp		fg-a	ft-a	rb	pf	tp
Kruger	7-12	2-3	0	3	16	Fort	8-23	5-6	11	4	21
Beard	2-6	0-0	1	0	4	Novak	5-9	0-0	2	2	10
McVey	2-3	0-0	1	0	4	Cox	3-6	1-2	8	4	7
L. Williams	12-16	1-2	7	4	25	Erwin	5-11	2-2	5	4	12
Harris	3-12	2-4	11	2	8	Lee	3-7	1-1	11	2	7
C. Williams	3-7	0-1	2	2	6	Marsh	3-9	0-0	1	1	6
Gerlach	4-6	2-2	5	1	10	Harris	1-4	0-2	4	0	2
Team			2			Team			4		
Totals	33-62	7-12	29	12	73	Totals	28-69	9-13	46	17	65

Shooting Percentages: Kansas State—field goals, 53.2, free throws, 58.3; Nebraska—field goals, 40.6, free throws, 69.2.

Attendance: 6,800.

Halftime Score: Kansas State 35, Nebraska 32.

GAME-BY-GAME IN '73-74:

Oklahoma State 79, Nebraska 66

Stillwater, Okla.

Jan. 26, 1974

Nebraska (66)						Oklahoma State (79)					
	fg-a	ft-a	rb	pf	tp		fg-a	ft-a	rb	pf	tp
Cox	3-5	3-6	10	4	9	Fitzgerald	9-18	3-3	6	4	21
Erwin	3-7	0-1	3	0	6	Threatt	3-5	2-2	6	3	8
Lee	1-3	0-0	7	3	2	Hopson	6-11	6-8	24	2	18
Fort	1-9	2-2	0	5	4	Kincaide	6-12	3-3	8	4	15
Novak	10-18	1-2	3	1	21	Daniel	6-22	4-5	3	2	16
Marsh	4-10	2-2	3	1	10	Duckett	0-4	1-3	4	4	1
Harris	4-5	0-0	4	5	8						
Taylor	1-4	0-0	3	1	2						
Enright	0-0	0-1	0	1	0						
Chambers	0-1	2-2	0	1	2						
Reckewey	1-3	0-0	0	2	2						
Seidel	0-1	0-0	0	0	0						
Team			4			Team			5		
Totals	28-65	10-16	37	24	66	Totals	30-72	19-24	51	19	79

Shooting Percentages: Nebraska—field goals, 43.1, free throws, 62.5; Oklahoma State—field goals, 41.7, free throws, 79.2.

Attendance: 3,700.

Halftime Score: Oklahoma State 37, Nebraska 27.

Oklahoma 85, Nebraska 63

Norman, Okla.

Jan. 28, 1974

Nebraska (63)						Oklahoma (85)					
	fg-a	ft-a	rb	pf	tp		fg-a	ft-a	rb	pf	tp
Lee	0-4	2-2	10	5	2	Pritchard	5-10	1-2	4	2	11
Erwin	2-11	0-0	5	2	4	Holland	10-15	0-0	3	3	20
Cox	0-1	0-0	2	5	0	Adams	7-12	7-10	13	1	21
Fort	12-27	1-3	1	1	25	Gilbert	1-2	0-0	2	0	2
Novak	1-7	0-0	1	1	2	McCurdy	3-4	0-2	3	4	6
Harris	3-6	1-4	3	3	7	J. Williams	4-5	2-2	0	2	10
Marsh	8-14	1-1	0	3	17	Evans	0-2	2-2	6	0	2
Enright	0-1	0-0	1	1	0	H. Williams	1-1	2-3	0	0	4
Chambers	2-4	0-1	2	2	4	Breathwit	2-3	3-4	2	3	7
Reckewey	0-0	1-2	0	1	1	Fields	1-3	0-0	1	1	2
Seidel	0-2	1-2	0	0	1	Baker	0-2	0-0	2	0	0
						Crowell	0-0	0-0	1	0	0
						Johnson	0-1	0-0	1	0	0
						Sooter	0-0	0-0	0	1	0
						Vest	0-0	0-0	0	2	0
Team			2			Team			2		
Totals	28-77	7-15	27	24	63	Totals	34-60	17-25	28	19	85

Shooting Percentages: Nebraska—field goals, 36.4, free throws, 46.7; Oklahoma—field goals, 56.7, free throws, 68.0.

Attendance: 4,000.

Halftime Score: Oklahoma 43, Nebraska 32.

GAME-BY-GAME IN '73-74:

Nebraska 91, Iowa State 88 (3OT)

Lincoln, Neb.

Feb. 5, 1974

Iowa State (88)						Nebraska (91)					
	fg-a	ft-a	rb	pf	tp		fg-a	ft-a	rb	pf	tp
Heft	5-18	3-3	3	3	13	Novak	4-10	0-0	1	4	8
Ivy	12-25	0-2	7	4	24	Fort	9-22	4-4	4	2	22
DeLoss	6-11	0-1	10	3	12	Lee	6-10	2-4	12	2	14
Harris	1-3	1-3	7	1	3	Erwin	1-4	0-0	4	5	2
Wilson	7-18	2-5	8	1	16	Cox	3-5	9-13	15	3	15
Loots	8-13	2-2	6	5	18	Siegel	12-14	2-3	5	2	26
Benjamin	1-2	0-0	0	0	2	Harris	1-5	0-0	2	1	2
Branstetter	0-1	0-0	0	0	0	Taylor	0-1	0-0	0	1	0
Team			6			Team			4		
Totals	40-91	8-16	47	17	88	Totals	37-75	17-24	48	20	91

Shooting Percentages: Iowa State—field goals, 44.0, free throws, 50.0; Nebraska—field goals, 49.3, free throws, 70.8.

Attendance: 4,100.

Halftime Score: Iowa State 30, Nebraska 28. **Regulation:** 66-66. **First Overtime:** 72-72. **Second Overtime:** 83-83.

Nebraska 75, Missouri 58

Lincoln, Neb.

Feb. 9, 1974

Missouri (58)						Nebraska (75)					
	fg-a	ft-a	rb	pf	tp		fg-a	ft-a	rb	pf	tp
Dangos	1-10	0-0	1	1	2	Fort	12-21	4-5	6	3	28
Link	4-13	2-4	3	3	10	Novak	2-5	2-2	2	2	6
K. Anderson	1-4	0-0	4	4	2	Cox	3-4	5-6	7	3	11
Eberhard	7-13	9-10	11	3	23	Siegel	1-7	1-1	3	3	3
Wolf	2-2	0-0	2	2	4	Lee	1-1	5-7	7	3	7
King	1-3	0-0	0	1	2	Marsh	3-7	4-6	3	1	10
Currie	0-0	0-2	0	0	0	Harris	2-4	0-0	6	5	4
M. Anderson	2-7	0-2	4	5	4	Erwin	2-5	0-0	5	5	4
Kennedy	0-1	2-2	2	1	2	Reckewey	0-0	2-2	0	0	2
Flamank	2-3	0-0	2	3	4	Coker	0-0	0-0	0	0	0
Atzen	0-0	0-0	0	0	0	Chambers	0-0	0-0	0	0	0
Copley	2-4	1-3	3	1	5	Enright	0-0	0-0	0	0	0
Team			4			Team			1		
Totals	22-60	14-23	36	24	58	Totals	26-55	23-29	40	25	75

Shooting Percentages: Missouri—field goals, 36.7, free throws, 60.9; Nebraska—field goals, 47.3, free throws, 79.3.

Attendance: 8,100.

Halftime Score: : Nebraska 36, Missouri 22.

GAME-BY-GAME IN '73-74:

Colorado 65, Nebraska 64

Boulder, Colo.

Feb. 12, 1974

Nebraska (64)						Colorado (65)					
	fg-a	ft-a	rb	pf	tp		fg-a	ft-a	rb	pf	tp
Novak	7-11	0-0	2	4	14	Logan	5-17	6-8	5	1	16
Fort	7-16	3-4	4	4	17	Wedman	10-15	1-3	4	2	21
Lee	3-4	0-0	8	2	6	Wrigley	0-4	1-2	5	0	1
Cox	4-6	3-4	8	5	11	Haven	3-8	3-4	2	0	9
Erwin	1-4	0-0	1	2	2	Mitchell	2-5	0-0	0	1	4
Harris	2-5	0-0	5	2	4	Hofman	0-0	0-0	0	0	0
Siegel	2-7	0-0	6	3	4	Kelly	3-5	2-2	7	2	8
Marsh	2-5	2-2	6	1	6	Cole	3-7	0-1	4	5	6
Team			3			Lawrence	0-2	0-0	0	0	0
						Team			5		
Totals	28-58	8-10	43	23	64	Totals	26-63	13-20	32	11	65

Shooting Percentages: Nebraska—field goals, 48.2, free throws, 80.0; Colorado—field goals, 41.2, free throws, 65.0.

Attendance: 2,481.

Halftime Score: Colorado 33, Nebraska 28.

Nebraska 88, Missouri 87

Columbia, Mo.

Feb. 16, 1974

Nebraska (88)						Missouri (87)					
	fg-a	ft-a	rb	pf	tp		fg-a	ft-a	rb	pf	tp
Erwin	3-4	6-6	3	3	12	Eberhard	13-27	2-5	17	4	28
Lee	2-2	0-0	5	5	4	Link	6-9	1-4	8	5	13
Cox	4-4	1-2	3	3	9	Wolf	1-4	0-0	4	1	2
Fort	15-24	3-6	0	3	33	Dangos	8-13	1-1	2	2	17
Novak	2-6	0-0	2	0	4	King	7-20	3-3	1	3	17
Marsh	1-8	9-10	3	3	11	Flamank	0-2	4-5	7	4	4
Siegel	4-9	1-2	7	0	9	Currie	1-1	0-1	1	1	2
Harris	3-6	0-1	6	2	6	Copley	0-4	2-2	2	0	2
Team			8			M. Anderson	1-1	0-0	1	1	2
						Kennedy	0-0	0-0	0	1	0
						Team			8		
Totals	34-63	20-27	37	19	88	Totals	37-81	13-21	51	22	87

Shooting Percentages: Nebraska—field goals, 53.8, free throws, 74.1; Missouri—field goals, 45.7, free throws, 61.9.

Attendance: 7,446.

Halftime Score: Missouri 48, Nebraska 41.

GAME-BY-GAME IN '73-74:

Nebraska 71, Oklahoma State 63

Lincoln, Neb.

Feb. 23, 1974

Oklahoma State (63)						Nebraska (71)					
	fg-a	ft-a	rb	pf	tp		fg-a	ft-a	rb	pf	tp
Kincaide	9-18	2-3	8	2	20	Fort	2-12	0-0	1	3	4
Daniel	5-12	0-2	5	1	10	Novak	6-11	1-2	4	2	13
Threatt	1-3	0-0	10	5	2	Cox	2-3	3-4	1	0	7
Hopson	4-8	4-6	8	3	12	Erwin	3-4	5-6	5	4	11
Fitzgerald	6-14	2-2	5	5	14	Lee	6-9	1-2	5	3	13
Duckett	1-1	0-0	4	0	2	Marsh	5-8	1-2	2	1	11
Dahle	1-2	1-2	3	3	3	Harris	4-8	4-9	3	3	12
						Siegel	0-3	0-0	2	1	0
Team			2			Team			0		
Totals	27-58	9-15	45	19	63	Totals	28-58	15-25	23	17	71

Shooting Percentages: Oklahoma State—field goals, 46.6, free throws, 60.0; Nebraska—field goals, 48.3, free throws, 60.0.

Attendance: 4,800.

Halftime Score: Oklahoma State 34, Nebraska 31.



Kansas 51, Nebraska 46

Lincoln, Neb.

Feb. 26, 1974

Kansas (51)						Nebraska (46)					
	fg-a	ft-a	rb	pf	tp		fg-a	ft-a	rb	pf	tp
Cook	1-5	1-2	3	2	3	Fort	9-25	0-0	7	4	18
Morningstar	1-11	0-0	4	1	2	Novak	2-5	0-0	0	2	4
Knight	6-16	2-7	17	3	14	Cox	5-9	2-4	5	5	12
Greenlee	4-11	0-1	9	2	8	Erwin	0-2	0-0	4	1	0
Kivisto	4-9	2-3	4	1	10	Lee	1-4	0-0	10	5	2
Smith	4-5	0-2	4	1	8	Marsh	2-7	0-0	3	1	4
Suttle	3-6	0-3	3	1	6	Harris	1-6	0-0	4	2	2
						Siegel	1-4	2-2	8	3	4
						Taylor	0-1	0-0	0	0	0
Team			5			Team			5		
Totals	23-63	5-18	49	11	51	Totals	21-63	4-6	46	23	46

Shooting Percentages: Kansas—field goals, 36.5, free throws, 27.8; Nebraska—field goals, 33.3, free throws, 66.7.

Attendance: 8,000.

Halftime Score: Nebraska 24, Kansas 19.

GAME-BY-GAME IN '73-74:

Nebraska 58, Kansas State 54

Manhattan, Kan.

March 2, 1974

Nebraska (58)						Kansas State (54)					
	fg-a	ft-a	rb	pf	tp		fg-a	ft-a	rb	pf	tp
Cox	3-6	1-2	4	5	7	L. Williams	5-12	2-2	3	2	12
Erwin	2-5	3-4	6	4	7	Harris	2-8	0-0	6	0	4
Lee	0-4	0-0	6	3	0	McVey	0-2	0-0	3	2	0
Fort	9-20	2-2	5	1	20	Kruger	7-15	6-6	1	3	20
Novak	7-13	0-0	3	2	14	Beard	3-9	0-0	6	0	6
Marsh	4-4	2-2	1	2	10	Gerlach	2-2	1-1	5	2	5
Siegel	0-5	0-0	4	0	0	C. Williams	2-6	2-2	2	1	6
Harris	0-0	0-0	0	0	0	Winston	0-0	0-0	1	0	0
						Snider	0-1	1-2	2	2	1
Team			6			Team			5		
Totals	25-57	8-10	35	17	58	Totals	21-55	12-13	34	12	54

Shooting Percentages: Nebraska—field goals, 43.9, free throws, 80.0; Kansas State—field goals, 38.2, free throws, 92.3.

Attendance: 11,700.

Halftime Score: Kansas State 30, Nebraska 28.

Nebraska 65, Colorado 42

Lincoln, Neb.

March 5, 1974

Colorado (42)						Nebraska (65)					
	fg-a	ft-a	rb	pf	tp		fg-a	ft-a	rb	pf	tp
Hofman	0-3	4-4	0	1	4	Fort	5-15	3-4	6	4	13
Haven	1-13	2-2	4	2	4	Novak	4-8	2-3	5	2	10
Cole	0-2	0-0	1	5	0	Cox	2-5	2-2	4	2	6
Logan	3-19	1-2	15	2	7	Erwin	2-2	2-2	7	5	6
Wrigley	1-2	2-5	10	1	4	Lee	2-7	0-0	11	1	4
Kelly	1-4	0-1	3	1	2	Marsh	1-6	2-2	3	1	4
Lawrence	2-6	1-2	2	2	5	Harris	4-8	2-4	9	3	10
Konopka	1-3	2-2	0	0	4	Siegel	3-8	0-0	4	3	6
Mitchell	3-7	0-1	2	2	6	Taylor	2-2	0-3	2	0	4
McDonald	2-7	0-0	4	4	4	Reckewey	0-2	0-0	0	1	0
Serra	1-2	0-1	0	0	2	Coker	1-2	0-0	2	0	2
Hunt	0-0	0-0	0	0	0	Enright	0-1	0-0	1	0	0
Team			2			Team			2		
Totals	15-68	12-20	43	20	42	Totals	26-66	13-20	56	22	65

Shooting Percentages: Colorado—field goals, 22.1, free throws, 60.0; Nebraska—field goals, 39.4, free throws, 65.0.

Attendance: 7,600.

Halftime Score: Nebraska 29, Colorado 19.

GAME-BY-GAME IN '73-74:

Iowa State 76, Nebraska 58

Ames, Iowa


March 9, 1974


Nebraska (58)						Iowa State (76)					
	fg-a	ft-a	rb	pf	tp		fg-a	ft-a	rb	pf	tp
Cox	2-4	7-10	5	4	11	Harris	5-10	4-5	12	1	14
Erwin	1-4	3-3	5	0	5	Wilson	7-19	2-2	15	3	16
Lee	0-2	0-0	6	2	0	DeLoss	1-3	0-0	4	4	2
Novak	3-7	0-0	3	0	6	Ivy	5-18	2-2	3	2	12
Fort	4-14	1-2	1	3	9	Helt	6-8	0-1	3	2	12
Enright	0-0	1-2	0	0	1	Loots	2-3	0-2	6	3	4
Harris	1-6	0-0	1	4	2	Branstetter	1-5	0-0	2	2	2
Marsh	6-11	2-4	2	0	14	Mazeika	5-7	0-1	7	4	10
Reckewey	0-0	0-0	0	0	0	Burgason	0-2	0-0	1	0	0
Siegel	2-6	2-3	10	1	6	Benjamin	0-2	0-0	1	0	0
Taylor	0-1	4-6	3	2	4	John	1-2	0-0	0	0	2
						Capobianco	0-3	0-0	1	1	0
						Thorup	1-4	0-0	3	0	2
Team			6			Team			3		
Totals	19-55	20-30	42	16	58	Totals	34-86	8-13	61	22	76

Shooting Percentages: Nebraska—field goals, 34.5, free throws, 66.7; Iowa State—field goals, 39.5, free throws, 61.5.

Attendance: 7,100.

Halftime Score: Iowa State 30, Nebraska 23.





NEBRASKA

ADMINISTRATION

University of Nebraska



Regent Kermit R. Hansen



Regent Robert R. Koefoot, M.D.



Regent Edward Schwartzkopf



Regent James H. Moylan



Regent Mrs. J. G. Elliott



Regent Robert J. Prokop, M.D., Ph.D.



Regent Robert L. Raun



Regent Kermit Wagner

BOARD OF REGENTS



D. B. VARNER
Nebraska's President

D. B. "Woody" Varner became what was then chancellor of the University of Nebraska on February 1, 1970, after having served 10 years as chancellor of Oakland University in the Michigan State System. He succeeded Dr. Merk Hobson who served as acting chancellor and later as chancellor after Dr. Clifford M. Hardin became U.S. Secretary of Agriculture on January 20, 1969.

Varner is the chief executive officer of the University of Nebraska which includes the University campuses in Lincoln and all outstate activities, the University of Nebraska at Omaha, and the University Medical Center at Omaha.

A Texas native, he graduated from Texas A&M in 1940. He received a master's degree in political science and economics from the University of Chicago in 1949.

Varner began his career as assistant to the president of the Federal Land Bank of Houston, Texas, in 1940. He served four years in the Armed Services during World War II and attained the rank of lieutenant colonel. Following military service, he served as assistant dean of students at Texas A&M.

From 1949 to 1959, he was a faculty member at Michigan State University at East Lansing. He first served as assistant professor of agriculture and was director of the Cooperative Extension Service from 1952-55. From 1955-59, he was vice president of Michigan State University in charge of off-campus education programs and director of continuing education.

Varner and his wife, Paula, are the parents of three children: Susan, an NU junior; Judith, now Mrs. Arthur Seaman of Hartford, Conn., and Tom of St. Clair, Michigan.



DR. JAMES H. ZUMBERGE
Nebraska's Chancellor & Vice President

Chancellor of the University of Nebraska since 1972 is Dr. James H. Zumberge, 50, an internationally known scholar in the field of geology.

Chancellor Zumberge has provided leadership for furthering the development of academic quality on the Lincoln campuses in such areas as agriculture, life sciences, engineering, natural resources, the environment and others.

Prior to coming to Nebraska, Dr. Zumberge had been Dean of the College of Earth Sciences at the University of Arizona since 1968 and President of Grand Valley State College at Allendale, Mich., from 1962 to 1968.

Dr. Zumberge was chief glaciologist for the U.S. Ross Ice Shelf Project in Antarctica for the International Geophysical Year in 1957-58 and organizer of three subsequent expeditions to the Antarctic, where Cape Zumberge is named in his honor.

He received his Ph.D. degree in geology from the University of Minnesota, which in November 1972 presented him with an Alumni Outstanding Achievement Award in the field of science. He has been given honorary degrees by Grand Valley State College and Nebraska Wesleyan University. The library at Grand Valley carries his name.

Chancellor Zumberge began his teaching career at the University of Michigan, advancing from instructor to full professor. He is the author of 75 technical articles, 10 books and numerous papers given at national and international scientific meetings.

A native of Minnesota and Marine Corps Veteran, the Chancellor is an avid sports fan and active in athletics as time permits. He is married to the former Marilyn Edwards of Western Springs, Ill., and they are the parents of four children.



BOB DEVANEY
Athletic Director
University of Nebraska

Bob Devaney concluded an illustrious college coaching career when the Nebraska Cornhuskers defeated the Fighting Irish of Notre Dame 40-6 in the 1973 Orange Bowl game, then post-scripted at the Tampa Coaches All-America game on January 6 with a final win.

Devaney, now the full-time Athletic Director, wound up with a record three straight Orange Bowl wins to go with his other numerous achievements, which included nine bowl trips in 11 years at Nebraska, eight Big 8 titles, two national championships, two Outland Trophy winners, a Lombardi Trophy winner, a Heisman Trophy winner and numerous Coach of the Year honors.

With a 9-2-1 mark for 1972 after the Notre Dame game, Devaney led the nation (among coaches with 75 or more wins) in winning percentage with a lifetime mark of 136-30-7 for .806.

While Nebraska did not win the national championship for the third straight year in his final season, Devaney did produce the Outland and Lombardi winner in Rich Glover and the Heisman Trophy winner in Johnny Rodgers—the first time ever for those coveted awards to go to the same school.

Devaney was named "Coach of the Year" by the Walter Camp Foundation, the Washington Touchdown Club and the Football Writers Association of America following the 1971 campaign. Earlier, he had been named "Coach of the Year" for 1970 by the Football News.

Honor piled upon honor for Devaney, his staff and players for 1970 and 1971—the AP and UPI trophies, Grantland Rice

Trophy, the MacArthur Bowl, Big Eight and Orange Bowl Championships, All American honors and many others—but the greatest honor came after the 1970 season when former President Richard M. Nixon visited Lincoln to speak to a University of Nebraska convocation and presented Devaney and the Husker co-captains with a plaque proclaiming the Cornhuskers the “No. 1 Team in the Nation.”

In 1971, Nebraska won the Big 8 for the third straight year and the seventh time in Devaney’s 10 years at the helm. Devaney was voted NCAA District 6 Coach of the Year for the sixth time, but the nation was astounded for the second straight year when he failed to receive the national honor.

At Nebraska, Devaney’s teams won 101, lost only 20 and tied two in 11 years, following his 35-10-5 record at Wyoming. He’s never had a losing season at Nebraska and he has directed three undefeated teams—1965, 1970 and 1971. Here is Devaney’s year-by-year record at Nebraska, starting with 1962: 9-2-0, 10-1-0, 9-2-0, 10-1-0, 9-2-0, 6-4-0, 6-4-0, 9-2-0, 11-0-1, 13-0-0 and 9-2-1.

Devaney became Athletic Director in 1967, and Nebraska’s athletic program continues to grow and prosper under his direction. A new Tartan track was dedicated in 1972, along with a new baseball park, and a stadium for the track was finished last summer. Devaney has also spearheaded the drive for a new Coliseum for which construction began two years ago. Memorial Stadium expansions under Devaney have raised the capacity from 36,000 to more than 76,000. A new Athletic Department office building under the south stadium expansion was opened last year. Other Memorial Stadium improvements since Devaney assumed the AD post include a beautiful new press box and AstroTurf.

After starting his coaching career at Big Beaver, Mich., High, Devaney moved to Keego Harbor and Saginaw before spending seven years at Alpena High where his teams had a 52-9-0 record. He then joined Biggie Munn, and later Duffy Daugherty, at Michigan State before becoming head coach at Wyoming in 1957.

Devaney is married to his college sweetheart, the former Phyllis Wiley. His son, Mike, and daughter, Patricia, are both graduates of the University of Nebraska. He’s a grandfather, too, with Mike’s family including a daughter and a son.

FACTS ABOUT THE UNIVERSITY OF NEBRASKA

A Brief History—

The University of Nebraska, now an institution of three major components in Lincoln and Omaha and collection of agricultural experiment stations and related offices across the state, was created on paper with a charter from the Nebraska Legislature in 1869 and held its first classes in the fall of 1871 in a three-story brick building on the outskirts of Lincoln.

At its chartering, the University was committed to instruct in agriculture, the "mechanic arts," and military tactics by the terms of the Land-Grant College Act of 1862 to which the Legislature subscribed. These special endeavors, however, were made parts of the total University program with the result that Nebraska, unlike some of its neighbors, has had but one major institution of higher education.

The early years were fraught with internal ideological conflicts, with financial problems and with shortages of collegiate students. The University not only survived without interruption, it managed to establish the first program of graduate education west of the Mississippi in the mid-1880's. By 1906, it had attained membership in the select Association of American Universities, a tribute to the high quality of its faculty and scholastic programs.

Lack of financial support from the Legislature forced the University in 1888 to close the Medical College it had opened in Lincoln five years earlier. In 1902, the University again entered the field of medical education by taking over the Omaha Medical College, the institution that eventually became the University of Nebraska Medical Center in Omaha.

Between 1909 and 1911, by administrative orders and legislative acts, the structure of the University was reformed and the foundations laid for the development of the present colleges, schools and special programs.

Since the adoption of the Nebraska constitution in 1875, the University has been governed by an elected Board of Regents. In 1968, pursuant to legislative action and a city-wide election in Omaha, the Board of Regents was made responsible for governance of the former Municipal University of Omaha, now re-named the University of Nebraska at Omaha. In 1970, the number of Regents was increased from six to eight and in 1971, the chief executive officer of the University was given the title of President rather than Chancellor, and the executive heads of the three components—the University of Nebraska, the Medical Center in Omaha, and the University of Nebraska at Omaha—were accorded the titles of Chancellor and Vice President.

Points of Interest on Campus—

Museum—The University of Nebraska State Museum has an outstanding collection of fossil mammals and is world renowned for its Elephant Hall. There are galleries of health science, Nebraska wildlife, zoology, geology and anthropology. In addition to its exhibits on three floors of Morrill Hall at 14th and U, the museum has extensive research collections in Nebraska Hall.

Art—The Sheldon Art Gallery has one of the finest collections on a university campus. Its sculpture garden is also one of the finest in the nation.

Music—School of Music students and faculty perform regularly in Kimball Recital Hall. In addition to recitals, opera is performed by a University company and concerts are presented by the Symphonic Orchestra, Symphonic and Collegiate bands, the University Singers, Madrigal Singers and smaller ensembles. "Messiah" is performed annually in the Coliseum.

Theatre—During the school year there are periodic performances by the University company in Howell Memorial Theatre. A repertory group performs throughout the summer months.

Nebraska Union—This social center of the campus provides a variety of food service facilities and relaxation areas for students and visitors to the campus. It also houses the Alumni Association, Foundation offices and the placement center, as well as offices for student organizations. Facilities include a book store, bowling alley, game rooms, TV rooms, record rooms, study rooms, meeting rooms and ballrooms for large meetings and social events.

Carillon Tower—Built in 1948, as a gift of alumnus Ralph S. Mueller, the tower has become a symbol of the NU campus. It houses a two-and-a-half octave electronic English bells carillon, played on ceremonial occasions from a keyboard.

Historical Museum—The State Historical Society has its museum and library on the campus. It features Nebraska lore dating from early Indian relics.

Center for Continuing Education—Conference and hotel facilities at 33rd and Holdrege provide a site for hundreds of adult and youth meetings each year. Continuing education programs are planned by a professional staff. The Center was financed through a grant from the Kellogg Foundation and by public subscription.

Planetarium—Public sky shows are presented daily during the summer and on weekends during the school year. Special shows are also given to University classes and visiting school groups.

Enrollment Data

Total Enrollment—21,160 (Fall, 1973)

Enrollment by College—Agriculture, 1,449; Architecture, 436; Arts & Sciences, 5,390; Business Administration, 2,168; Dentistry, 289; Engineering & Technology, 1,335; Graduate, 2,956; Home Economics, 1,042; Law, 429; Pharmacy, 213; Teachers, 3,090; Students at Large, 131; Undeclared, 1,296; Extension Division, 936.

Miscellaneous Data—Undergraduate students, 16,337; Professional, 931; Graduate, 2,956; Nebraska Residents, 19,147; Out-of-state residents, 1,986; Foreign students, 460; Men, 12,954; Women, 8,206.

General Information


University of Nebraska Foundation—The University of Nebraska Foundation is a legally incorporated non-profit organization, chartered under Nebraska law. Through its solicitation and investment programs, it provides between \$2 and \$3 million in benefits annually for \$634,000 in scholarships and fellowships; \$200,000 in research equipment and projects; \$115,000 in support of Professorships; and more than \$50,000 in support of art, museum and library acquisitions. Approximately 18,000 donors contribute to the Foundation each year. Its assets are nearly \$20 million.


Alumni Association—The Nebraska Alumni Association maintains biographical records on all graduates and former students. It publishes the bi-monthly Nebraska Alumnus magazine and a quarterly calendar for Association members, the Alumni Sports Reporter and an alumni directory. The Association also organizes travel tours, class reunions, homecoming activities, student programs and special events and provides special services to Alumni chapters in Nebraska and throughout the country.

Financial Aid—In 1972-73, student financial aid totaled \$1.6 million from scholarships and grants (\$450,000 from University funds), \$4.3 million in loans (National Defense and Federally Insured loans) and \$3.2 million from student employment (work-study and University part-time work).


Extension Division—The University Extension Division operates largest university based independent study program in U.S., offering college and high school courses. A class A high school diploma can be obtained. It also provides on-campus night classes and field classes out-state for credit; informal and community development programs; civil defense training and instructional media services.

Research—Research is conducted at the University in agriculture, education, business, engineering, law, health sciences, home economics, biological, physical and social sciences and humanities. Total support of about \$12.6 million includes funds from a variety of federal agencies.





**RECORDS AND
ALL-TIME SCORERS**



TOM BAACK


6-5 . . . 195 . . . Forward

Fort Wayne, Ind.

Featuring a satin smooth jump shot, the 6-5 forward played on three straight winning Nebraska teams. High school honors included All-State in basketball and All-City in basketball and football. A native Nebraskan, Tom was born in North Platte. A fine all around athlete, Tom also enjoys golf and baseball and earned three letters each in basketball, track and football at Concordia High.

BAACK'S STATISTICS

Year	G	FG	FGA	Pct.	FT	FTA	Pct.	RB	TP	Avg.
1965-66	25	147	325	.542	92	108	.852	106	386	15.4
1966-67	25	186	399	.466	71	85	.835	152	443	17.7
1967-68	25	191	412	.466	82	99	.828	134	464	18.6
3-years	75	524	1136	.462	245	292	.836	392	1293	17.2



STUART LANTZ


6-3 . . . 185 . . . Guard

Uniontown, Pa.

A Pennsylvania paper referred to him as the man with a golden hand. Husker followers knew him as Stu, the jumping jack from Uniontown who teamed with Tom Baack to give the Huskers a potent 1-2 punch that has yet to be matched. All-State and All-American at Uniontown High and two years All-Big 8. Now playing with New Orleans in the National Basketball Association.

LANTZ'S STATISTICS

Year	G	FG	FGA	Pct.	FT	FTA	Pct.	RB	TP	Avg.
1965-66	25	125	290	.431	56	85	.659	199	306	12.2
1966-67	25	189	368	.513	100	129	.775	193	478	19.1
1967-68	25	173	349	.495	136	181	.757	179	482	19.2
TOTALS	75	487	1007	.485	292	395	.737	571	1266	16.8



CHUCK JURA
6-10 . . . 220 . . .
Center-Forward
Schuyler, Neb.

The best all-around big man in Nebraska history. Jura's 1,255 career points was the third highest ever and missed being second by only 11 points. His 551 points as a senior barely missed Marvin Stewart's season record of 556 and his 21.2 ppg average was only the second over 20 in the first 75 years of Nebraska basketball history. The big kid from Schuyler also set records for field goal percentage in a season (.592) and career (.549), single-season rebounds (305), and season field goals (220).

JURA'S STATISTICS

Year	G	FG	FGA	Pct.	FT	FTA	Pct.	RB	TP	Avg.
1969-70	25	99	205	.483	51	86	.593	192	249	9.9
1970-71	26	181	306	.592	95	160	.594	243	455	17.5
1971-72	26	220	399	.551	111	181	.613	305	551	21.2
TOTALS	77	500	910	.549	257	427	.602	740	1,255	16.3




MARVIN STEWART
6-3 . . . 180 . . . Guard
Chicago, Ill.

One of the finest fast-breaking guards in Nebraska history. Marvin had exceptional break-away speed and tremendous ball handling ability. Despite missing 12 games his junior year, he ranks fourth, behind Tom Baack, Stu Lantz and Chuck Jura on the Husker all-time scoring chart. Marv edged Tom Baack's record career ppg average by .002 (17.242-17.240). In his senior year, "Marvelous Marv" became Joe Cipriano's third All Big Eight performer. His 21.4 scoring average and 556 points are both records.

STEWART'S STATISTICS

Year	G	FG	FGA	Pct.	FT	FTA	Pct.	RB	TP	Avg.
1968-69	26	137	321	.426	107	150	.720	66	386	14.6
1969-70	14	83	174	.477	35	56	.625	28	201	14.3
1970-71	26	215	426	.505	126	153	.824	54	556	21.4
TOTALS	66	435	921	.472	268	359	747	148	1138	17.2




HERSCHELL TURNER
6-2 . . . 190 . . . Guard-Forward
Indianapolis, Ind.

Teamed with Al Maxey to provide another great 1-2 punch for past Cornhusker teams. A fine shooter, he also had great leaping ability. Held the Husker mark for most rebounds in a season (244 in 1958-59) until Leroy Chalk broke the record in 1968-69 with 257 caroms. A leader of the Jerry Bush "give & go" type of basketball, Turner was noted for his sharp passing and rough defensive play as well as his always potent scoring punch.

TURNER'S STATISTICS

Year	G	FG	FGA	Pct.	FT	FTA	Pct.	RB	TP	Avg.
1959-60	24	143	326	.438	96	155	.619	193	382	15.9
1958-59	25	146	361	.404	136	183	.743	244	428	17.1
1957-58	23	82	211	.389	82	136	.608	189	246	10.7
TOTALS	72	371	898	.413	314	474	.662	626	1056	14.7



TOM SCANTLEBURY
6-2 . . . 180 . . . Guard
Oakland, Calif.

An electrifying, ball-handling wizard, Tom led the Huskers in scoring his junior and senior years. Able to run with reckless abandon, yet stop and put up the smooth jump shot. A great crowd pleaser, the capability to break a game wide open was always with the graduate of Oakland Skyline High. Second team All Big 8 his senior year. Begins his second year as a high school basketball coach at Ft. Calhoun, Neb.

SCANTLEBURY'S STATISTICS

Year	G	FG	FGA	Pct.	FT	FTA	Pct.	RB	TP	Avg.
1967-68	24	111	268	.518	83	108	.769	86	309	12.8
1968-69	26	118	269	.438	63	91	.692	79	299	11.5
1969-70	25	140	298	.470	81	104	.779	102	361	14.4
TOTALS	75	369	835	.441	227	303	.748	267	969	12.9



NATE BRANCH

**6-4 . . . 195 . . . Guard-Forward
Palo Alto, Calif.**

One of the quickest basketball players to ever perform for the University of Nebraska. A fine musician, Nate organized his own combo on campus and played nightclub spots during the off season. He just recently wrote a new theme song for the Harlem Globetrotters, as he played and toured with the basketball magicians. One of Joe Cipriano's first recruits at NU. His great break-away speed made him the nucleus of Cipriano's run & gun style of ball.

BRANCH'S STATISTICS

Year	G	FG	FGA	Pct.	FT	FTA	Pct.	RB	TP	Avg.
1964-65	25	100	238	.420	57	92	.620	110	257	10.3
1965-66	25	130	315	.414	78	107	.729	170	338	13.5
1966-67	25	137	319	.429	89	121	.737	190	363	15.6
TOTALS	75	367	872	.421	224	320	.700	470	958	12.8



LEROY CHALK

**6-7 . . . 218 . . . Center
Big Sandy, Texas**

Small for a center at 6-7, Leroy nearly always had to compete against taller opponents. But using his quickness and tremendous strength, he dominated the boards for three years. As a sophomore, he set a new single-season rebounding record with 257 caroms and as a senior, broke his old record with 290. He wound up with 782 career rebounds, easily smashing Rex Ekwall's old mark of 692.

CHALK'S STATISTICS

Year	G	FG	FGA	Pct.	FT	FTA	Pct.	RB	TP	Avg.
1968-69	26	98	182	.538	35	57	.615	257	231	8.8
1969-70	24	91	184	.495	46	77	.597	235	228	9.5
1970-71	26	102	189	.540	52	63	.825	290	246	9.5
TOTALS	76	291	555	.524	133	197	.675	782	705	9.3

ALL-CONFERENCE CORNHUSKERS

MISSOURI VALLEY

- 1909—W. W. Walsh, forward.
1910—H. O. Perry, forward.
1911—J. P. Gibson, forward;
O. A. Frank, guard.
1912—no all-conference team.
1913—Ross Haskell, forward;
S. C. Carrier, guard.
1914—no all-conference team.
1916-18—no all-conference team.
1919—C. Jackson, forward.
1925—Orr Goodson, center;
Mathias "Mutt" Volz, guard.
1927—Clark Smaha, forward.

BIG SIX

- 1930—Don Maclay, center.
1931—Steve Hokuf, guard.
1933—Steve Hokuf, guard.
1936—George Wahlquist, forward.
1937—Robert Parsons, guard.
1938—Robert Parsons, guard.
1941—Sid Held, guard;
Don Fitz, guard.

BIG SEVEN

- 1949—Claude Rutherford, guard.
1950—"Bus" Whitehead, forward.
1952—James Buchanan, guard.

BIG EIGHT

- 1960—Herschell Turner, guard.
1966—Grant Simmons, guard.
1967—Stuart Lantz, guard.
1968—Stuart Lantz, guard.
1971—Marvin Stewart, guard.
1972—Chuck Jura, center.
1974—Jerry Fort, guard.

NEBRASKA'S 100-POINT GAMES

Date	Opponent	Site	NU	Opp.
Dec. 1, 1965	Wisconsin	Madison, Wis.	101	88
Dec. 12, 1966	Washington State	Lincoln	100	75
Jan. 2, 1967	Sweden Nationals*	Lincoln	103	78
Dec. 4, 1967	Fullerton State	Lincoln	111	74
Jan. 27, 1968	Oklahoma	Lincoln	110	90
Dec. 14, 1970	Nevada-Reno	Lincoln	116	71

*Exhibition.

ALL-TIME TOP SCORERS

TOM BAACK										
Year	G	FG	FGA	Pct.	FT	FTA	Pct.	RB	TP	Avg.
1965-66	25	147	325	.452	92	108	.852	106	386	15.4
1966-67	25	186	399	.466	71	85	.835	152	443	17.7
1967-68	25	191	412	.466	82	99	.828	134	464	18.6
TOTALS	75	524	1136	.462	245	292	.839	392	1293	17.2
STUART LANTZ										
1965-66	25	125	290	.431	56	85	.659	199	306	12.2
1966-67	25	189	368	.513	100	129	.775	193	478	19.1
1967-68	25	173	349	.495	136	181	.757	179	482	19.2
TOTALS	75	487	1007	.485	292	395	.737	571	1266	16.8
CHUCK JURA										
1969-70	25	99	205	.483	51	86	.593	192	249	9.9
1970-71	26	181	306	.592	95	160	.594	243	455	17.5
1971-72	26	220	399	.551	111	181	.613	305	551	21.2
TOTALS	77	500	910	.549	257	427	.602	740	1255	16.3
MARVIN STEWART										
1968-69	26	137	321	.426	107	150	.720	66	381	14.6
1969-70	14	83	174	.477	35	56	.625	28	201	14.3
1970-71	26	215	426	.505	126	153	.824	54	556	21.4
TOTALS	66	435	921	.472	268	359	.747	148	1138	17.2
HERSCHELL TURNER										
1959-60	24	143	326	.438	96	155	.619	193	382	15.9
1958-59	25	146	361	.404	136	183	.743	244	428	17.1
1957-58	23	82	211	.389	82	136	.608	189	246	10.7
TOTALS	72	371	898	.413	314	474	.662	626	1056	14.7
TOM SCANTLEBURY										
1967-68	24	111	268	.418	83	108	.769	86	309	12.8
1968-69	26	118	269	.438	63	91	.692	79	299	11.5
1969-70	25	140	298	.470	81	104	.779	102	361	14.4
TOTALS	75	369	835	.441	227	303	.748	267	969	12.9
NATE BRANCH										
1964-65	25	100	238	.420	57	92	.620	110	257	10.3
1965-66	25	130	315	.414	78	107	.729	170	338	13.5
1966-67	25	137	319	.429	89	121	.737	190	363	15.6
TOTALS	75	367	872	.421	224	320	.700	470	958	12.8
REX EKWALL										
1955-56	21	102	237	.430	108	151	.715	224	312	14.8
1956-57	23	106	259	.409	95	127	.748	214	307	13.3
1954-55	21	88	194	.453	85	116	.733	241	261	12.4
TOTALS	65	296	690	.429	288	394	.731	679	880	13.6
GRANT SIMMONS										
1963-64	24	63	161	.393	39	66	.591	59	165	6.8
1964-65	24	111	281	.395	82	121	.678	88	304	12.2
1965-66	25	131	267	.491	118	163	.724	68	380	15.2
TOTALS	74	305	709	.431	239	350	.683	215	849	11.3
JERRY FORT										
1972-73	26	151	349	.433	74	104	.712	106	376	14.5
1973-74	26	207	484	.428	54	88	.614	110	468	18.0
TOTALS	52	358	833	.431	128	192	.663	216	844	16.3

BOB GRATOPP

1967-68	25	86	204	.422	91	111	.820	154	263	10.5
1968-69	26	92	218	.422	141	178	.791	133	325	12.5
1969-70	25	77	186	.414	84	111	.757	125	238	9.5
TOTALS	76	255	608	.419	316	400	.790	412	826	10.8

JAMES BUCHANAN

1951-52	24	173	484	.357	54	89	.607	127	400	16.7
1950-51	22	114	299	.382	56	80	.700	*	284	12.9
1949-50	23	58	159	.365	21	34	.610	*	137	5.9

3-years	69	345	942	.366	131	203	.645	*	821	11.9
---------	----	-----	-----	------	-----	-----	------	---	-----	------

CLAUDE RUTHERFORD

1948-49	26	124	434	.286	63	95	.663	*	311	11.9
1947-48	24	102	334	.305	55	96	.573	*	259	10.8
1946-47	24	92	322	.283	60	92	.652	*	244	10.2

3-years	74	318	1090	.292	178	283	.629	*	814	11.0
---------	----	-----	------	------	-----	-----	------	---	-----	------

* Not available.

VARSITY RECORDS**FRESHMAN RECORDS**

Most FGs—Jerry Fort, 1972-73	151
Most FGs Attempted—Jerry Fort, 1972-73	349
Best FG Percent—Jerry Fort, 1972-73	.433
Most FTs—Jerry Fort, 1972-73	74
Most FTs Attempted—Jerry Fort, 1972-73	104
Best FT Percent—Jerry Fort, 1972-73	.712
Most Points—Jerry Fort, 1972-73	376
Most Points, One game—Jerry Fort vs. Kansas, 1972-73	27
Best Average—Jerry Fort, 1972-73	14.5
Most Rebounds—Jerry Fort, 1972-73	106

SOPHOMORE RECORDS

Most FGs—Jerry Fort, 1973-74	207
Most FGs Attempted—Jerry Fort, 1973-74	484
Best FG Percent—Chuck Jura, 1969-70	.483
Most FTs—Marvin Stewart, 1968-69	107
Most FTs Attempted—Marvin Stewart, 1968-69	150
Best FT Percent—Tom Baack, 1965-66	.852
Most Points—Jerry Fort, 1973-74	468
Best Average—Jerry Fort, 1973-74	18.0
Most Rebounds—Leroy Chalk, 1968-69	257

JUNIOR RECORDS

Most FGs—Stuart Lantz, 1966-67	189
Most FGs Attempted—Tom Baack, 1966-67	399
Best FG Percent—Chuck Jura, 1970-71	.592
Most FTs—Bob Gratop, 1968-69	141
Most FTs Attempted—Herschell Turner, 1958-59	183
Best FT Percent—Tom Baack, 1966-67	.835
Most Points—Stuart Lantz, 1966-67	478
Best Average—Stuart Lantz, 1966-67	19.1
Most Rebounds—Herschell Turner, 1958-59	244

SENIOR RECORDS

Most FGs—Chuck Jura, 1971-72	220
Most FGs Attempted—Jim Buchanan, 1951-52	484
Best FG Percent—Tom Russell, 1961-62560
Most FTs—Stuart Lantz, 1967-68	136
Most FTs Attempted—Bill Johnson, 1953-54	212
Best FT Percent—Tom Baack, 1967-68835
Most Points—Marvin Stewart, 1970-71	556
Best Average—Marvin Stewart, 1970-71	21.4
Most Rebounds—Chuck Jura, 1971-72	305

CAREER RECORDS

Most FGs—Tom Baack, 1966-67-68	524
Most FGs Attempted—Tom Baack, 1966-67-68	1,136
Best FG Percent—Chuck Jura, 1970-71-72549
Most FTs—Bob Gratopp, 1967-68-69-70	316
Most FTs Attempted—Herschell Turner, 1958-59-60	474
Best FT Percent—Tom Baack, 1966-67-68839
Most Points—Tom Baack, 1966-67-68	1,293
Best Average—Marvin Stewart, 1969-70-71	17.242
Tom Baack, 1966-67-68	17.240
Most Rebounds—Leroy Chalk, 1969-70-71	782

INDIVIDUAL ONE GAME RECORDS

Most FGs—15, Jerry Fort vs. Missouri, Feb. 16, 1974
Most FGA—34, Several Players
Most FTs—16, Tom Russell vs. Kansas, Feb. 21, 1962
Most FTA—20, Bill Johnson vs. Missouri, Jan. 21, 1953
Most Points—38, Tom Russell vs. Kansas, Feb. 21, 1962
Most Rebounds—26, Bill Johnson vs. Iowa State, Jan. 4, 1954


TEAM RECORDS

Most FGs—44, vs. Missouri, Jan. 28, 1967
Most FGA—97, vs. California State, Dec. 4, 1967
Most FTs—41, vs. Missouri, Jan. 16, 1956
Most FTA—60, vs. Kansas State, Jan. 11, 1954
Most Points—116, vs. Nevada, Dec. 14, 1970
Most Consecutive FTs—25, vs. Oklahoma in Big 8 Tourney, Dec. 28, 1967
Best FT Percent—.964 (27-28), vs. Oklahoma in Big 8 Tourney, Dec. 28, 1967

MISCELLANEOUS RECORDS

Most Points In Overtime Game—94 vs. Wichita State (Nebr. 94, Wichita St. 92, 3 OT), December 10, 1968
Most Total Points (Home)—187, (Nebraska 116, Nevada 71), Dec. 14, 1970
Most Total Points (Away)—205, (Marshall 119-Nebraska 87, 1967 NIT)
Most Points by an Opponent—119, Marshall, 1967 NIT
Most Points One Season—1,929, in 1965-66
Most FGs One Season—752, in 1970-71
Most Rebounds One Season—1,062, in 1965-66





NEBRASKA HISTORY

NEBRASKA BASKETBALL GRADUATES, WHERE ARE THEY NOW?

Ever wonder what such past Husker stars as Stu Lantz, Tom Baack and Chuck Jura were doing following their graduation from the University of Nebraska? If so, then the following list of names may answer your questions. The graduated players are listed under the last year that they played basketball for the Huskers.

1963-64

CHARLES JONES—an educational administrator in Washington, D.C. Jones started all 25 varsity games during Joe Cipriano's first year and averaged 12.9 points-a-game, for a team high.

NEIL NANNEN—basketball coach at Beatrice High School. Played in 17 varsity games, averaging 2.4 points-a-game.

EARL WRIGHT—a financial consultant. Averaged 1.1 points-per-game in 19 varsity contests.

DARYL PETSCH—former Lieutenant in the Air Force. Played in 22 games during his senior year averaging 7.0 points-a-game.

1964-65

JOEL KORTUS—basketball coach and teacher at Tacoma, Wash.

JERRY SPEARS—owns a mortuary in Columbus, Ohio.

1965-66

AL REINERS—is an agricultural economist for the U.S. Department of Interior. Played in seven varsity games and averaged 0.9 points-a-game for coach Cipriano.

GRANT SIMMONS—a teacher and golf coach in the Denver area. During his senior year at Nebraska, Simmons was named to the All Big Eight Conference basketball team as a guard. He started all 25 varsity games and averaged 15.2 points-per-game.

1966-67

FRANK EMPKEY—owns an insurance business in Omaha. Played in all 25 varsity games his senior year, averaging 3.1 points-per-game. Cipriano's 1966-67 squad is his best ever, finishing 20-6 and going to the N.I.T. Tournament.

CHARLES STONE—is a dentist in Oakland. Played in 17 varsity games, averaging 0.8 points-a-game.

1967-68

STU LANTZ—playing pro ball for the New Orleans franchise in the NBA. Also played with the Houston Rockets and Detroit Pistons. All Big 8 for two years under Cipriano. Teamed with Husker Tom Baack to give Nebraska a 1-2 punch that has yet to be matched. Nebraska's second leading scorer, behind Baack, with a three-year total of 16.8 points-per-game.

TOM BAACK—a teacher and coach in the Denver area. Nebraska's all time leading scorer with a career total of 17.2 points-per-game. Baack played on three consecutive winning Nebraska teams as a 6-5 forward, with a satin smooth jump shot.

RON SIMMONS—a dentist in Broken Bow.

ROBERT WAGNER—basketball coach in Greeley, Colo.

JIM DAMM—a Captain in the U.S. Army.

1968-69

BOB GRATOPP—works with an insurance company in Lincoln. The Huskers 11th all time scorer, averaging 10.8 points-per-game during his three-year career.

1969-70

TOM SCANTLEBURY—basketball coach at Ft. Calhoun—Overall, the sixth leading scorer in Husker history with a three-year career average of 12.9 points-per-game. An electrifying ball-handling wizard, Tom led the Huskers in scoring his junior and senior years.

SAM MARTIN—dentist in Wahoo.

DALE VON SEGGERN—accountant in Columbus.

LEE TORRENS—engineer in Florida.

KEN CAUBLE—officer in the Lincoln Police Department.

1970-71

LEROY CHALK—semi-pro ball in Belgium. Although small for a center at 6-7, he dominated the boards for three years as a Husker. As a sophomore, he set a new single-season rebounding record with 257 caroms and as a senior, broke his old record with 290. Holds Husker rebound record with a three-year total of 782.

1971-72

CHUCK JURA—semi-pro ball in Italy. Nebraska's highest scoring "big man." Third leading scorer in Husker history with 1,255 points for a three-year average of 16.3 points-per-game. Jura set records for field goal percentage in a season (.592) and career (.549), single-season rebounds (305) and season field goals (220).

MIKE PETERSON—a salesman in Omaha. A starter in all 26 varsity games his senior year. During his last year, Peterson averaged 5.9 rebounds-per-game and 9.7 points-per-game.

AL NISSEN—medical student at the University of Nebraska Medical Center in Omaha. One of the best all around guards to play at Nebraska. Started all 26 varsity games his senior year, averaging 12.0 points-per-game. Last year, Nissen was a graduate assistant under Cipriano, coaching the junior varsity.

TOM BRYAN—semi-pro ball in Belgium. Started 21 varsity games his senior year at Nebraska. Averaged 8 rebounds a game and 10.3 points-per-game his senior year.

RANDY WATTS—teacher in Omaha. Played in 16 varsity games his senior year, averaging 1.8 points-per-game.

CURT LeROSSINGNOL—earned a Bachelor's Degree In Computer Science while at Nebraska. Played in nine games his senior year and added depth to the Husker front line.

1972-73

TONY RIEHL—graduate assistant at Indiana State University. Started in 15 varsity games his senior year at Nebraska and averaged 6.4 points-per-game.

CAL CHRISTLINE—manager of a hunting and gun shop in Sterling. Added depth to the Husker forward position and averaged 2.3 points-per-game his senior year in college.

1973-74

TOM NOVAK—graduate assistant at Nebraska. Started in 14 varsity games his senior year and was the Huskers floor leader. He averaged 5.9 points-per-game during his last year as a Husker. Brother Terry will be in his first year as a Husker basketball performer starting this winter.

BRENDY LEE—semi-pro ball in Switzerland. Started 21 varsity games his senior year and averaged 7.6 rebounds-per-game and 4.5 points-per-game.

**NEBRASKA TOTAL WON-LOSS RECORD
IN HISTORY OF SPORT AT SCHOOL
(1897-1974)**

731-720


NEBRASKA'S RECORD WITH ALL OPPONENTS

Air Force Academy	3	1	Fresno State	1	0
Alabama	0	1	Gardner Naval Res.	0	2
Arizona	2	1	George Washington	0	1
Arizona State	0	1	Georgia State	2	0
Arkansas	0	2	Great Lakes	0	1
Augustana	2	0	Greeley, Colo., HS	1	0
Baker	3	0	Grinnell	15	6
Baylor	1	0	Hamline	2	0
Bellevue	1	0	Harvard	2	0
Bradley	2	5	Haskell College	0	2
Brandels (Omaha)	1	0	Hastings College	1	0
Brigham Young	1	3	Hawaii	0	2
Brown	1	0	Highland Park	1	2
Burgess-Nash	1	0	Hillyard's	0	1
Butler	1	1	Houston	0	3
California	6	7	Hudson College	1	0
California (Irvine)	1	0	Idaho	2	0
California State (Full'ton)	1	0	Illinois	2	5
Camp Funston	0	1	Independence College	1	0
Canasius	0	1	Indiana	1	6
Carleton	0	2	Iowa	8	8
Central City	1	0	Iowa State Univ.	88	67
Cheyenne Bus. College	0	1	Kansas	48	109
Chicago Central	0	1	Kansas City YMCA	1	0
Cincinnati	0	2	Kansas State	58	79
Colgate	1	1	Kaycee Ath. Club	2	3
Colorado	28	42	Kentucky	1	2
Colorado State	9	2	Knox	1	0
Cornell (N.Y.)	1	0	La Salle	1	1
Cotner College	4	1	Lawrence	1	0
Creighton	3	4	Lewis	0	1
Crete	1	0	Lincoln High	1	0
Denver	4	2	Lincoln YMCA	11	4
Denver YMCA	1	0	Louisville	0	1
DePaul	0	3	Loyola (Chicago)	1	1
Detroit	1	4	Marquette	2	3
Doane	4	0	Marshall	0	1
Drake	42	13	Marshfield	1	0
Duquesne	1	2	Memphis State	0	1
Emporia State	1	0	Menasha	1	0
Fon du Lac	0	1	Miami (Florida)	1	1
Fort Dodge	5	1	Miami (Ohio)	1	0
Ft. Dodge (Co. G)	0	1	Michigan	2	4
Fort Riley	1	0	Michigan State	3	4

Mililkin	0	1	Sacred Heart Col.	1	0
Minneapolis YMCA	1	0	St. Louis Univ.	2	3
Minnesota	8	38	St. Mary's	0	1
Minnesota Ag	0	1	St. Josephs (Iowa)	3	0
Missouri	63	69	St. Thomas (Minn)	1	0
Montana	1	0	St. Thomas (Pa.)	1	0
Montana State	1	2	San Diego State	0	1
Morningside	7	0	San Jose State	1	1
Muscatine	0	1	Santa Clara	1	1
NATTC	0	1	Shattuck	2	0
Navy Pre-flight	0	2	Simpson	1	1
Nebraska Wesleyan	22	6	Sioux City YMCA	1	1
Nevada	1	1	South Dakota	27	5
Niagara	1	0	South Dakota State	7	0
North Carolina	0	1	So. California	0	4
Northern Colorado	1	0	SMU	2	2
North Dakota	1	1	Springfield (Mass.)	1	0
North Dakota State	1	0	Stanford	3	6
Northern Iowa	7	0	Stevens Point A.C.	0	1
Northern Michigan	1	0	Stewart AFB	1	0
North Texas State	1	0	Tampa	0	1
Northwestern	0	1	Temple	0	1
Northwest Missouri	6	0	Texas	1	1
Notre Dame	4	2	TCU	2	1
Ohio	2	0	Texas A&M	1	0
Ohio State	1	1	Texas Tech	4	2
Oklahoma	54	62	Topeka YMCA	1	1
Oklahoma State	27	22	UCLA	2	4
Oklahoma City	1	1	Utah	1	1
Omaha Alumni	1	0	Utah State	1	0
Omaha Ath. Club	2	0	Valparaiso	2	0
Omaha Christian	1	0	Vanderbilt	0	3
Omaha	2	0	Washburn	1	0
Omaha YMCA	9	1	Washington (Seattle)	0	5
Oregon	2	3	Washington State	3	1
Oregon State	2	5	Wash. U. (St. Louis)	9	6
Ottumwa Navy	2	0	Wesleyan Auto	0	1
Pacific	1	0	West Kentucky State	0	1
Penthalon	1	0	Western Reserve	2	0
Portage (Co. F)	0	1	West Virginia	0	1
Portland	1	0	Wichita State	3	5
Pittsburgh	0	2	Wisconsin	5	4
Port Washington	1	0	Wisconsin State	0	1
Princeton	1	0	Wyoming	8	6
Purdue	2	4	York College	1	0
Ripon	0	1			

Nebraska Coaches Win-Loss Record

Coach	Years	At NU	Won	Lost	Pct.
Frank Lehmer	(1897-99)	3	18	0	1.000
T. J. Hewitt	(1899-00)	1	5	0	1.000
Sam Waugh	(1915-16)	1	13	1	.929
Paul Schissler	(1919-21)	2	33	5	.868
E. O. Stiehm	(1911-15)	4	51	18	.739
W. G. Kline	(1923-25)	2	22	13	.629
R. G. Clapp	(1903-09)	6	57	34	.626
Fred Morrell	(1901-02)	1	5	3	.625
W. Hiltner	(1902-03)	1	7	5	.583
Dr. E. J. Stewart	(1916-19)	3	29	22	.569
O. F. Field	(1910-11)	1	10	8	.556
Joe Cipriano	(1963-74)	12	151	129	.539
E. Berry	(1900-01)	1	3	3	.500
Charles T. Black	(1926-32)	6	51	56	.477
Harry C. Good	(1946-54)	8	86	99	.465
Ernest Bearg	(1925-26)	1	8	10	.444
W. H. Browne	(1932-40)	8	64	87	.424
Owen A. Frank	(1921-23)	2	13	21	.382
T. J. Hewitt	(1909-10)	1	6	10	.375
Jerry Bush	(1954-63)	9	82	132	.383
L. F. Klein	(1945-46)	1	7	13	.350
A. J. Lewandowski	(1940-45)	5	24	63	.276
TOTALS		77	745	732	.504



NEBRASKA CAGE HISTORY

KEY: (H)—Home (A)—Away (HC)—Husker Classic (B)—Big 8 Tourney

Nebr.	Opponent	Nebr.	Opponent	Nebr.	Opponent
1897-98					
	(Won 7, Lost 0)	39 Colorado College	11	21 Kansas City A.C.	49
		28 Colorado U.	12	26 Kansas City A.C.	25
won Kansas U.	25 Greeley (Colo.) H.S.	15	57 Brown College "B"	12
won Doane College	28 Cheyenne Bus. Col.	42	39 Bellevue (Nebr.)	27
won Nebraska Wesleyan	33 Lincoln YMCA	20	33 Fort Dodge	23
won Omaha YMCA	4 Minnesota Ag. Col.	13	59 Shattuck	23
won Omaha YMCA	14 Minnesota U.	41	R. G. CLAPP, COACH	
won Lincoln YMCA				
won Lincoln YMCA				
FRANK LEHMER, COACH					
1898-99					
	(Won 4, Lost 0)	47 Nebraska Wesleyan	10	82 Crete	8
21 Omaha YMCA	14	loss Highland Park	38 Nebraska Wesleyan	26
37 Nebraska Wesleyan	5	49 Lincoln H.S.	26	25 Iowa University	17
57 Nebraska Wesleyan	3	31 Nebraska Wesleyan	32	40 Central City	9
52 Doane	7	loss Lincoln YMCA	32 Kansas University	19
FRANK LEHMER, COACH					
1899-1900					
	(Won 5, Lost 0)	31 Lincoln YMCA	12	34 Fort Dodge	22
42 Nebraska Wesleyan	9	25 Nebraska Wesleyan	9	19 Minnesota U.	20
39 Lincoln YMCA	7	35 Omaha Christian	26	18 Minnesota U.	20
57 Doane College	3	14 Sioux City YMCA	49	26 Hudson College	25
26 Omaha YMCA	14	57 Morningside College	27	33 Marshfield (Co)	16
48 Kansas U.	8	21 Minnesota U.	42	23 Portage (Co. F.)	27
T. P. HEWITT, COACH					
1900-01					
	(Won 3, Lost 3)	15 Minneapolis YMCA	10	31 Wisconsin U.	35
13 Omaha YMCA	11	25 Wisconsin U.	22	29 Iowa University	32
10 Lincoln YMCA	8	R. G. CLAPP, COACH			
20 Omaha YMCA	12				
20 Lincoln YMCA	28				
20 Fon du Lac	32				
13 Stevens Point A.C.	38				
E. BERRY, COACH					
1901-02					
	(Won 5, Lost 3)	32 Nebraska Wesleyan	31	1907-08	
63 Nebraska Wesleyan	14	34 Highland Park	39	(Won 7, Lost 1)	
32 Lincoln YMCA	30	57 Nebraska Wesleyan	29	33 Nebraska Wesleyan	19
9 Minnesota U.	52	24 Omaha YMCA	21	21 Muscatine	39
42 Sioux City YMCA	24	53 Fort Dodge	27	36 Kansas State	18
29 Haskell College	73	44 Shattuck	22	26 Washburn College	25
35 Kansas U.	29	22 Minnesota U.	21	20 Kansas University	17
36 Topeka YMCA	52	28 Minnesota U.	25	23 Kansas University	21
27 Topeka YMCA	13	29 Omaha YMCA	30	51 Highland Park	23
FRED MORRELL, COACH					
1902-03					
	(Won 7, Lost 5)	49 Baker College	19	43 Missouri U.	31
25 Lincoln YMCA	18	47 Port Washington	36	R. G. CLAPP, COACH	
18 Haskell College	25	28 Ripon College	32		
24 Lincoln YMCA	35	37 Menasha	19	1908-09	
23 Kansas U.	18	37 Lawrence U.	24	(Won 8, Lost 15)	
44 Denver YMCA	29	32 Lewis	61	28 Gotter College	24
1903-04					
	(Won 9, Lost 5)	22 Chicago Central	59	16 Lincoln YMCA	34
47 Nebraska Wesleyan	10	R. G. CLAPP, COACH			
loss Highland Park				
49 Lincoln H.S.	26				
31 Nebraska Wesleyan	32				
loss Lincoln YMCA				
won Lincoln YMCA				
31 Lincoln YMCA	12				
25 Nebraska Wesleyan	9				
35 Omaha Christian	26				
14 Sioux City YMCA	49				
57 Morningside College	27				
21 Minnesota U.	42				
15 Minneapolis YMCA	10				
25 Wisconsin U.	22				
R. G. CLAPP, COACH					
1904-05					
	(Won 11, Lost 5)				
32 Nebraska Wesleyan	31				
34 Highland Park	39				
57 Nebraska Wesleyan	29				
24 Omaha YMCA	21				
53 Fort Dodge	27				
44 Shattuck	22				
22 Minnesota U.	21				
28 Minnesota U.	25				
29 Omaha YMCA	30				
49 Baker College	19				
47 Port Washington	36				
28 Ripon College	32				
37 Menasha	19				
37 Lawrence U.	24				
32 Lewis	61				
22 Chicago Central	59				
R. G. CLAPP, COACH					
1905-06					
	(Won 12, Lost 2)				
33 Kansas City A.C.	22				
25 Meteors (K.C. YMCA)	24				
34 Baker College	23				
17 Kansas U.	37				
50 Kansas State	14				
43 Fort Riley	13				
33 Baker College	27				
41 Independence Col.	16				

Nebr.	Opponent	Nebr.	Opponent	Nebr.	Opponent			
31	Iowa State	17	46	Drake University	14	23	Drake University	14
12	Drake University	34	31	Iowa State	21	24	Iowa State	12
15	Drake University	25	31	Iowa State	12	11	Iowa State	25
26	Minnesota U.	28	49	Kansas University	21	19	Drake University	20
20	Minnesota U.	29	29	Kansas University	28	27	Drake University	11
22	Kansas University	28	E. O. STIEHM, COACH		15	Nebraska Wesleyan	39	
15	Kansas University	24	1912-13			E. O. STIEHM, COACH		
32	Kansas University	29	(Won 17, Lost 2)			1915-16		
32	Nebraska Wesleyan	62	29	Cotner College	18	(Won 13, Lost 1)		
1909-10			46	Omaha X-Univ.	13	34	Kansas University	33
(Won 6, Lost 10)			25	St. Joseph's (Iowa)	11	40	Kansas University	27
16	Kansas State	27	39	Nebraska Wesleyan	26	41	Drake University	12
17	Kansas University	32	31	Sacred Heart Col.	9	44	Drake University	16
16	Kansas University	42	11	Minnesota U.	20	24	Burgess-Nash	20
24	Iowa State	21	32	Drake University	7	35	Iowa State	21
29	Iowa State	26	27	Nebraska Wesleyan	20	31	Iowa State	14
40	Drake University	14	24	Drake University	15	21	Kansas State	20
27	Drake University	6	27	Kansas State	16	26	Kansas State	25
20	Drake University	16	21	Drake University	4	19	Nebraska Wesleyan	23
22	Drake University	13	25	Drake University	11	34	Drake University	24
23	Iowa State	34	19	Iowa State	12	40	Drake University	15
17	Iowa State	18	26	Iowa State	10	23	Iowa State	14
17	Kansas State	28	40	Kansas University	25	29	Iowa State	17
14	Minnesota U.	33	28	Iowa State	8	SAM WAUGH, COACH		
9	Minnesota U.	27	24	Iowa State	12	1916-17		
20	Kansas University	40	24	Kansas University	30	(Won 12, Lost 10)		
13	Kansas University	40	E. O. STIEHM, COACH			20	Simpson College	13
1910-11			1913-14			42	Cotner College	10
(Won 10, Lost 8)			(Won 15, Lost 3)			9	Grinnell College	22
17	Cotner College	35	44	Omaha X-Univ.	22	21	St. Joseph's (Iowa)	11
42	Nebraska Wesleyan	26	56	Cotner College	11	23	St. Thomas (Minn.)	8
41	Iowa State	20	29	Nebraska Wesleyan	20	15	Hamline Univ.	8
31	Iowa State	33	18	Nebraska Wesleyan	24	29	Brandeis (Omaha)	11
23	Morningside College	19	48	St. Joseph's (Iowa)	21	23	York College	14
10	Minnesota U.	25	21	Minnesota U.	16	27	Nebraska Wesleyan	14
15	Minnesota U.	40	14	Minnesota U.	9	16	Missouri U.	18
30	South Dakota U.	25	38	Fort Dodge	22	7	Missouri U.	18
27	Iowa State	31	32	Drake University	20	13	Kansas State	45
22	Iowa State	19	31	Drake University	10	10	Kansas State	34
26	Missouri U.	39	40	Omaha Alumni	19	21	Kansas University	19
19	Missouri U.	16	21	Simpson College	22	10	Kansas University	30
15	Kansas University	11	36	Drake University	17	7	Iowa State	19
12	Kansas University	37	15	Iowa State	9	17	Iowa State	24
34	Kansas University	24	16	Iowa State	3	23	Drake University	13
38	Kansas University	28	24	Iowa State	16	26	Drake University	18
30	Missouri U.	23	41	Iowa State	13	15	Nebraska Wesleyan	18
20	Missouri U.	23	19	Wesleyan Auto	31	22	Iowa State	24
O. F. FIELD, COACH			E. O. STIEHM, COACH			24	Iowa State	21
1911-12			1914-15			1917-18		
(Won 14, Lost 1)			(Won 10, Lost 8)			(Won 7, Lost 6)		
42	Drake University	24	18	Fort Dodge (Co. G)	23	14	Camp Funston	43
35	Drake University	13	20	Hamline U.	9	19	Fort Dodge	16
26	Kansas State	25	18	Minnesota U.	22	13	Fort Dodge	21
30	Kansas University	26	9	Minnesota U.	23	17	Wash. U. (St. Louis)	44
30	Kansas University	26	26	Kansas State	19	8	Missouri U.	16
30	Kansas University	26	26	Kansas State	20	24	Kansas University	23
15	Minnesota U.	40	26	Kansas University	43	25	Kansas University	31
62	Morningside Col.	10	23	Kansas University	30	18	Nebraska Wesleyan	10
33	Iowa State	12	32	Iowa State	15	24	Nebraska Wesleyan	14
40	Iowa State	14	13	Nebraska Wesleyan	9	32	Drake University	10
33	Drake University	15	14	Drake University	5	21	Drake University	14

Nebr.	Opponent	Nebr.	Opponent	Nebr.	Opponent
31 Kansas State	23	24 Colgate University	15	27 Iowa State	14
16 Kansas State	26	33 Iowa State	16	12 Drake University	25
E. J. STEWART, COACH		37 Iowa State	11	W. E. KLINE, COACH	
1918-19		1921-22		1924-25	
(Won 10, Lost 6)		(Won 8, Lost 9)		(Won 11, Lost 6)	
34 Drake University	13	14 Wisconsin Univ.	27	23 Kansas State	11 (A)
24 Drake University	14	31 Wash. U. (St. Louis)	23	32 Oklahoma	18 (A)
24 Grinnell College	14	21 Iowa State	14	20 Drake	8 (H)
15 Grinnell College	16	21 Missouri Univ.	46	20 Kansas	25 (H)
15 Drake University	22	27 Grinnell College	17	31 Oklahoma	17 (H)
19 Drake University	9	15 Kansas University	25	35 Grinnell	27 (H)
35 Missouri U.	25	21 Oklahoma Univ.	29	32 Kansas State	20 (H)
28 Missouri U.	13	7 Iowa State	26	20 Kansas	28 (A)
28 Missouri U.	26	28 Grinnell College	25	24 Washington, Mo.	20 (A)
21 Missouri U.	14	25 Kansas State	24	20 Missouri	25 (A)
17 Kansas University	31	32 Drake University	34	37 Iowa State	17 (H)
29 Kansas University	24	39 Oklahoma Univ.	34	24 Missouri	21 (H)
32 Kansas State	34	16 Missouri Univ.	55	15 Creighton	11 (A)
21 Kansas State	30	33 Wash. U. (St. Louis)	32	10 Drake	18 (A)
27 Grinnell College	15	15 Drake University	29	21 Grinnell	36 (A)
21 Grinnell College	22	21 Kansas State	13	28 Iowa State	13 (A)
E. J. STEWART, COACH		18 Kansas University	41	16 Washington, Mo.	38 (H)
1919-20		OWEN A. FRANK, COACH		W. E. KLINE, COACH	
(Won 22, Lost 2)		1922-23		1925-26	
37 Morningside Col.	14	(Won 5, Lost 12)		(Won 8, Lost 10)	
39 Morningside Col.	9	20 Kansas University	30	19 South Dakota	20 (H)
51 Omaha Ath. Club	10	21 Kansas State	15	20 Kansas City AC	36 (A)
26 Omaha Ath. Club	23	18 Drake University	30	20 Creighton	15 (A)
47 Hastings College	9	25 Oklahoma Univ.	19	24 Grinnell	14 (H)
32 Colorado College	9	18 Missouri Univ.	33	18 Iowa State	13 (H)
23 Colorado College	25	25 Drake University	36	39 Grinnell	18 (A)
27 Colorado U.	16	21 Iowa State	15	27 Iowa State	12 (A)
24 Colorado U.	17	20 Grinnell College	13	23 Drake	21 (A)
41 South Dakota U.	12	17 Grinnell College	32	14 Kansas	25 (H)
33 South Dakota U.	12	17 Iowa State	21	26 Kansas State	41 (A)
20 Indiana University	24	18 Oklahoma Univ.	31	11 Creighton	15 (H)
38 Indiana University	18	15 Kansas University	36	21 Kansas State	28 (H)
43 Michigan Aggies	28	14 Kansas State	17	24 Missouri	26 (H)
39 Michigan Aggies	20	32 Wash. U. (St. Louis)	34	26 Washington, Mo.	20 (H)
25 Notre Dame	18	23 Missouri Univ.	39	17 Kansas	30 (A)
31 Notre Dame	15	24 Nebraska Wesleyan	22	22 Drake	21 (H)
44 Morningside Col.	12	24 Creighton Univ.	46	22 Missouri	24 (A)
50 Morningside Col.	12	OWEN A. FRANK, COACH		14 Washington, Mo.	22 (A)
31 Knox College	24	1923-24		ERNEST BEARG, COACH	
30 Valparaiso U.	17	(Won 11, Lost 7)		1926-27	
35 Valparaiso U.	20	18 Kansas City A.C.	27	(Won 11, Lost 6)	
23 Colorado College	9	24 Missouri Univ.	18	20 Hillyard's	36
33 Colorado College	12	35 Oklahoma Univ.	18	21 Kansas State	34
P. J. SCHISSLER, COACH		27 Kansas State	14	37 Washington, Mo.	20
1920-21		23 Kansas State	26	35 Missouri	23
(Won 11, Lost 3)		18 Kansas University	19	27 Kansas	24
30 Illinois University	25	20 Oklahoma Univ.	32	34 Drake	35
24 Illinois University	26	10 Kansas University	13	35 Iowa State	19
32 Illinois University	17	25 Creighton Univ.	21	37 Oklahoma	29
31 Grinnell College	10	15 Drake University	19	24 Oklahoma State	27
28 Grinnell College	15	32 Grinnell College	19	30 Grinnell	22
39 South Dakota U.	13	31 Missouri Univ.	11	26 Kansas State	24
34 Oklahoma U.	20	32 Wash. U. (St. Louis)	18	27 Missouri	22
32 Oklahoma U.	21	32 Grinnell College	18	36 Oklahoma	26
30 Iowa State	38	38 Wash. U. (St. Louis)	17	41 Washington, Mo.	24
39 Notre Dame	21	18 Iowa State	16	25 Kansas	34
15 Colgate University	21				

Nebr.	Opponent	Nebr.	Opponent	Nebr.	Opponent
24 Iowa State	26	34 Missouri	31 (H)	20 Kansas	34 (H)
46 Drake	32	52 Iowa State	50 (H)	35 Oklahoma	39 (A)
C. T. BLACK, COACH		35 Kansas	36 (H)	30 Kansas State	36 (A)
		C. T. BLACK, COACH		34 South Dakota	25 (H)
1927-28		1930-31		31 Missouri	39 (H)
(Won 7, Lost 11)		(Won 9, Lost 9)		43 Iowa State	16 (A)
27 Washington, Mo.	28 (A)	18 South Dakota	17 (A)	27 Oklahoma	38 (H)
15 Missouri	36 (A)	22 Pittsburgh	23 (H)	W. H. BROWNE, COACH	
36 Missouri	26 (H)	38 Wash. (Seattle)	41 (A)	1933-34	
19 Washington, Mo.	30 (H)	24 Wash. Seattle	27 (A)	(Won 7, Lost 11)	
28 Drake	32 (A)	32 Wash. (Seattle)	38 (A)	22 Marquette	25 (A)
24 Kansas State	29 (H)	44 Brigham Young	55 (H)	22 Northwestern	35 (A)
37 Iowa State	26 (H)	42 Missouri	32 (H)	13 DePaul	33 (A)
21 Oklahoma State	32 (H)	36 Oklahoma	30 (A)	22 North Dakota	50 (A)
32 Iowa State	26 (A)	31 Kansas	30 (A)	32 North Dakota St.	29 (A)
35 Grinnell	22 (A)	30 Drake	25 (H)	16 Minnesota	32 (A)
34 Drake	27 (H)	31 Iowa State	19 (H)	37 Iowa State	31 (A)
27 Kansas	33 (A)	32 Butler	14 (H)	24 Kansas	21 (H)
22 Kansas State	28 (A)	20 Missouri	33 (A)	26 Missouri	36 (A)
32 Kansas	28 (H)	37 Kansas State	31 (A)	24 Kansas State	25 (A)
36 Oklahoma	38 (H)	29 Kansas	34 (H)	24 Wyoming	33 (H)
35 Grinnell	16 (H)	28 Iowa State	42 (A)	36 Oklahoma	44 (H)
28 Oklahoma	43 (A)	30 Kansas State	32 (H)	38 Kansas State	31 (H)
43 Oklahoma State	47 (A)	41 Oklahoma	30 (H)	34 Missouri	27 (H)
C. T. BLACK, COACH		C. T. BLACK, COACH		23 Oklahoma	53 (A)
1928-29		1931-32		24 Kansas	25 (A)
(Won 11, Lost 5)		(Won 4, Lost 16)		26 Iowa State	21 (H)
36 South Dakota	25 (H)	26 South Dakota	41 (H)	29 St. Louis	25 (H)
32 Colorado Col.	24 (A)	27 Brigham Young	31 (H)	W. H. BROWNE, COACH	
48 Colorado Col.	26 (A)	38 Iowa	34 (A)	1934-35	
25 Missouri	30 (H)	34 Wisconsin State	36 (A)	(Won 6, Lost 12)	
46 South Dakota	28 (H)	(Superior)		23 Wyoming	26 (A)
30 Kansas	29 (H)	24 Minnesota	32 (A)	24 Iowa	31 (H)
21 Kansas State	30 (A)	30 Carleton	40 (H)	34 North Dakota	21 (H)
20 Oklahoma	29 (A)	28 Iowa State	24 (A)	26 Minnesota	24 (H)
45 Iowa State	39 (H)	33 Drake	19 (A)	31 Stanford	34 (H)
37 Kansas	31 (A)	31 Kansas	34 (H)	35 Millikin	36 (A)
34 Oklahoma	39 (H)	18 Missouri	30 (A)	28 St. Louis	30 (A)
37 Drake	24 (H)	20 Kansas State	32 (A)	32 Iowa State	31 (H)
33 Iowa State	37 (A)	34 Oklahoma	37 (H)	31 Missouri	32 (A)
33 Drake	26 (A)	32 Iowa State	33 (H)	41 Kansas State	47 (A)
39 Missouri	33 (A)	32 Kansas State	26 (H)	34 Denver	22 (H)
62 Kansas State	45 (H)	28 St. Louis	31 (H)	21 Missouri	23 (H)
C. T. BLACK, COACH		32 Oklahoma	46 (A)	32 Oklahoma	38 (A)
1929-30		19 Kansas	51 (A)	21 Kansas	32 (A)
(Won 9, Lost 9)		28 Missouri	32 (H)	24 Kansas	32 (H)
27 St. Louis	37 (A)	18 Creighton	47 (A)	32 Oklahoma	24 (H)
26 Butler	38 (A)	26 Creighton	28 (H)	14 Iowa State	22 (A)
19 West Virginia	45 (A)	C. T. BLACK, COACH		28 Kansas State	21 (H)
27 Pittsburgh	34 (A)	1932-33		W. H. BROWNE, COACH	
41 Kansas State	39 (A)	(Won 3, Lost 13)		1935-36	
30 Montana State	61 (H)	24 Arkansas	41 (H)	(Won 13, Lost 8)	
29 South Dakota State	27 (H)	19 Carleton	23 (A)	53 Brigham Young	34 (H)
21 Missouri	27 (A)	25 Minnesota	27 (A)	41 Minnesota	24 (A)
35 Oklahoma	20 (H)	22 Minnesota	32 (H)	46 Wyoming	42 (A)
32 Iowa State	22 (A)	17 Stanford	21 (H)	39 Brigham Young	46 (A)
41 Iowa	26 (H)	29 Kansas	32 (A)	48 Utah	47 (A)
42 Kansas State	46 (H)	33 Missouri	37 (A)	48 Santa Clara	61 (A)
47 Oklahoma	37 (A)	31 Kansas State	25 (H)	39 Stanford	42 (A)
20 Kansas	27 (A)	25 Iowa State	30 (H)	35 Denver	45 (A)
45 St. Louis	43 (H)				

Nebr.	Opponent	Nebr.	Opponent	Nebr.	Opponent
31 Missouri	26 (H)			38 Kansas	44 (A)
31 Wyoming	22 (H)			38 Missouri	36 (A)
40 Oklahoma	33 (A)			43 Oklahoma	42 (A)
23 Kansas	45 (A)			53 Kansas	55 (H)
40 Iowa State	41 (A)			A. J. LEWANDOWSKI, COACH	
43 Kansas State	30 (H)				
48 South Dakota	27 (H)				
43 Missouri	33 (A)				
40 Kansas State	32 (A)				
49 Iowa State	20 (H)				
55 Oklahoma	28 (H)				
36 Kansas	43 (H)				
Pre-Olympic*					
19 Oklahoma State	36				
W. H. BROWNE, COACH					
* at Kansas City, Mo.					
1936-37					
(Won 13, Lost 7)					
31 South Dakota	33 (A)				
53 Montana	39 (H)				
29 Minnesota	24 (H)				
32 Ohio State	23 (H)				
35 Loyola, Ill.	53 (A)				
41 Western Reserve	35 (A)				
34 Canisius	39 (A)				
42 St. Thomas, Pa.	41 (A)				
27 Temple	43 (A)				
22 George Wash.	41 (A)				
31 Missouri	22 (A)				
45 Iowa State	33 (H)				
31 Oklahoma	34 (H)				
41 Kansas State	38 (A)				
22 Kansas	27 (A)				
33 Oklahoma	29 (A)				
40 Kansas State	37 (H)				
50 Missouri	21 (H)				
37 Kansas	32 (H)				
48 Iowa State	31 (A)				
W. H. BROWNE, COACH					
1937-38					
(Won 9, Lost 11)					
31 Ohio State	42 (A)				
44 South Dakota	28 (H)				
28 Minnesota	33 (A)				
42 Indiana	43 (H)				
33 Detroit	34 (A)				
30 Bradley	50 (A)				
43 Niagara	37 (A)				
38 California	32 (H)				
29 Colorado	18 (H)				
18 Missouri	27 (H)				
46 Kansas State	32 (H)				
35 Iowa State	32 (A)				
33 Kansas	48 (A)				
48 Oklahoma	50 (A)				
52 Oklahoma	42 (H)				
30 Missouri	38 (A)				
50 Iowa State	23 (H)				
39 Loyola, Ill.	38 (H)				
29 Kansas State	41 (A)				
47 Kansas	50 (H)				
W. H. BROWNE, COACH					
1938-39					
(Won 7, Lost 13)					
44 South Dakota	30 (H)				
24 Bradley	39 (H)				
37 Minnesota	66 (H)				
38 Wyoming	30 (H)				
46 California	43 (A)				
30 California	58 (A)				
35 UCLA	30 (A)				
40 UCLA	42 (A)				
47 Stanford	56 (A)				
48 Kansas	37 (H)				
38 Kansas State	43 (A)				
41 Missouri	54 (A)				
39 Oklahoma	56 (A)				
51 Iowa State	44 (H)				
42 Kansas State	34 (H)				
46 Kansas	49 (A)				
36 Missouri	46 (H)				
33 DePaul	37 (H)				
28 Iowa State	41 (A)				
45 Oklahoma	53 (H)				
W. H. BROWNE, COACH					
1939-40					
(Won 6, Lost 12)					
39 South Dakota	15 (H)				
39 Indiana	49 (H)				
48 Stanford	47 (H)				
37 Minnesota	61 (A)				
40 Utah	63 (H)				
53 Wisconsin	43 (A)				
46 Detroit	47 (H)				
46 California	32 (H)				
44 Iowa State	28 (H)				
33 Missouri	46 (A)				
25 Kansas State	32 (A)				
24 Kansas	40 (A)				
41 Oklahoma	56 (H)				
40 Missouri	41 (H)				
28 Oklahoma	45 (A)				
61 Kansas State	28 (H)				
33 Iowa State	40 (A)				
41 Kansas	48 (H)				
W. H. BROWNE, COACH					
1940-41					
(Won 8, Lost 10)					
39 South Dakota	40 (A)				
35 Marquette	20 (H)				
40 Kentucky	39 (H)				
36 Minnesota	43 (H)				
24 California	30 (A)				
46 Stanford	57 (A)				
38 Oregon State	61 (A)				
31 Wisconsin	46 (H)				
33 Kansas State	23 (H)				
29 Oklahoma	40 (H)				
32 Kansas State	35 (A)				
40 Missouri	29 (H)				
38 Iowa State	35 (A)				
41 Iowa State	36 (H)				
1941-42					
(Won 6, Lost 13)					
48 South Dakota	28 (H)				
29 Indiana	58 (A)				
27 Kentucky	42 (A)				
36 UCLA	42 (H)				
42 Oregon	49 (H)				
32 Minnesota	56 (A)				
29 Detroit	33 (A)				
41 Iowa	35 (A)				
44 Kansas State	38 (H)				
51 Missouri	45 (H)				
32 Kansas	51 (H)				
40 Great Lakes	50 (H)				
33 Iowa State	39 (A)				
35 Kansas State	38 (A)				
39 Iowa State	31 (H)				
30 Kansas	58 (A)				
29 Oklahoma	37 (A)				
41 Oklahoma	46 (H)				
41 Missouri	40 (A)				
A. J. LEWANDOWSKI, COACH					
1942-43					
(Won 6, Lost 10)					
30 South Dakota	40 (A)				
27 Illinois	69 (A)				
52 Iowa	43 (H)				
39 Indiana	40 (H)				
41 Kansas State	32 (A)				
39 Missouri	36 (A)				
38 Iowa State	50 (A)				
37 Gardner Naval Reserve Air Base	52 (H)				
32 Oklahoma	56 (H)				
37* Gardner Naval Reserve Air Base	43 (A)				
24 Kansas	56 (H)				
50 Kansas State	OT 47 (H)				
56 Missouri	50 (H)				
33 Kansas	52 (A)				
51 Iowa State	36 (H)				
48 Oklahoma	65 (A)				
A. J. LEWANDOWSKI, COACH					
* at Kansas City, Mo.					
1943-44					
(Won 2, Lost 13)					
33 Iowa	50 (A)				
15 DePaul	55 (A)				
21 Minnesota	40 (A)				
41 South Dakota	31 (H)				
24 Iowa State	56 (H)				
27 Kansas	51 (A)				
35 Oklahoma	45 (A)				
32 Minnesota	45 (H)				
54 Kansas State	47 (H)				
32 Missouri	36 (H)				

Nebr.	Opponent	Nebr.	Opponent	Nebr.	Opponent	
29 Missouri	44 (A)	54 Iowa State	51 (B)	71 Iowa State	50 (H)	
37 Iowa State	58 (A)	52 Oklahoma	63 (B)	72 South Dakota	50 (H)	
47 Kansas	56 (H)	54 St. Mary's	58 (H)	70 Kansas State	48 (H)	
32 Oklahoma	43 (H)	58 Minnesota	66 (H)	45 Colorado	43 (H)	
37 Kansas State	40 (A)	37 Illinois	72 (A)	49 Kansas	39 (A)	
A. J. LEWANDOWSKI, COACH		53 Louisville	68 (A)	45 Oklahoma	47 (A)	
1944-45		56 Western Kentucky	74 (A)	44 Iowa State	41 (A)	
(Won 2, Lost 17)		54 Kansas State	63 (A)	47 Missouri	46 (H)	
45 Iowa	61 (H)	44 Oklahoma	41 (H)	56 Colorado	45 (A)	
54 Minnesota	55 (H)	48 Kansas	46 (H)	28 Kansas State	53 (A)	
46* Kansas State	49	41 Missouri	47 (A)	49 Oklahoma	56 (H)	
54 Pentathlon	40 (H)	44 Iowa State	61 (A)	52 Missouri	48 (A)	
39 Illinois	71 (A)	65 Drake	44 (A)	BIG 8 PLAYOFF		
42 Indiana	65 (A)	72 Ottumwa Navy	53 (A)	57* Oklahoma	56	
37 Oklahoma	44 (H)	53 South Dakota State	34 (H)	NCAA PLAYOFF		
38 Iowa State	50 (H)	54 Iowa State	56 (H)	35* Oklahoma State	52	
33 Kansas	48 (A)	37 Kansas	69 (A)	HARRY C. GOOD, COACH		
45 Oklahoma	48 (A)	49 Oklahoma	63 (A)	* at Kansas City		
34** NATTC	57 (A)	49 Missouri	60 (H)	1949-50		
48 Kansas State	70 (A)	54 Kansas State	50 (H)	(Won 16, Lost 7)		
42 Navy Pre-Flight	62 (H)	HARRY C. GOOD, COACH			61 South Dakota State	32 (H)
41 Missouri	47 (H)	1947-48			58 Northwest Missouri	39 (H)
59 Kansas	44 (H)	(Won 11, Lost 13)			54 Bradley	64 (A)
54 Missouri	55 (A)	56 Purdue	60 (H)	60 Northern Iowa	54 (H)	
45 Iowa State	47 (A)	59 Minnesota	63 (A)	69 Baylor	55 (H)	
41*** Navy Pre-Flight	55 (A)	65 South Dakota	38 (H)	63 Colorado State	43 (H)	
47 Kansas State	55 (H)	46 Missouri	44 (B)	66 Idaho	45 (H)	
A. J. LEWANDOWSKI, COACH		46 Oklahoma State	47 (B)	57 Colorado	67 (B)	
* at Kansas City Mo.		60 Kansas	64 (B)	65 Michigan	67 (B)	
** at Oklahoma City, Okla.		67 Colorado State	47 (H)	85 Iowa State	67 (B)	
*** at Iowa City, Iowa		51 Stanford	47 (A)	47 South Dakota	40 (H)	
1945-46		38 San Jose State	39 (A)	57 Kansas	56 (H)	
(Won 7, Lost 13)		58 Nevada-Reno	63 (A)	64 Iowa State	46 (H)	
30 Minnesota	55 (A)	58 Northern Colorado	54 (A)	59 Colorado	72 (A)	
52 South Dakota	29 (H)	44 Iowa State	55 (A)	65 Kansas State	63 (H)	
54* Missouri	63	54 Missouri	66 (H)	50 Missouri	41 (H)	
62* Kansas State	47	59 Colorado	55 (A)	36 Kansas	49 (A)	
35 Iowa	61 (A)	45 Kansas State	64 (H)	37 Oklahoma	55 (A)	
51 Illinois	61 (H)	66 South Dakota State	56 (H)	59 Colorado	49 (H)	
48 Oregon State	40 (H)	61 Kansas	57 (A)	55 Missouri	48 (A)	
33 Bradley	53 (A)	57 Oklahoma	79 (A)	56 Iowa State	54 (A)	
36 Marquette	49 (A)	41 Missouri	47 (A)	48 Oklahoma	64 (H)	
44 Kansas State	37 (H)	62 Iowa State	57 (H)	60 Kansas State	63 (A)	
48 Oklahoma	70 (A)	58 Colorado	53 (H)	HARRY C. GOOD, COACH		
45 Kansas	56 (H)	49 Kansas State	56 (A)	1950-51		
39 Iowa State	57 (A)	74 Oklahoma	81 (H)	(Won 9, Lost 14)		
44 Missouri	42 (A)	70 Kansas	64 (H)	41 Minnesota	55 (A)	
52 South Dakota State	50 (H)	HARRY C. GOOD, COACH			61 Northwest Missouri	39 (H)
45 Iowa State	57 (H)	1948-49			49 Wash. (Seattle)	54 (A)
44 Oklahoma	51 (H)	(Won 16, Lost 10)			53 Wash. (Seattle)	71 (A)
30 Kansas	72 (A)	59 Northwest Missouri	39 (H)	59 California	64 (A)	
42 Missouri	39 (H)	52 Minnesota	61 (H)	53 Santa Clara	38 (A)	
49 Kansas State	54 (A)	63 Northern Iowa	52 (H)	63 Northern Iowa	55 (H)	
L. F. KLEIN, COACH		47 Purdue	64 (A)	54 Missouri	52 (B)	
* at Kansas City, Mo.		46 Cincinnati	64 (A)	53 Kansas State	72 (B)	
1946-47		49 Duquesne	55 (A)	47 Kansas	63 (B)	
(Won 10, Lost 14)		83 Western Reserve	80 (A)	74 South Dakota	49 (H)	
68 South Dakota	37 (H)	34 Kansas State	48 (B)	41 Kansas	66 (A)	
65 Ottumwa Navy	45 (H)	50 Missouri	52 (B)	51 Iowa State	49 (H)	
48 Drake	44 (H)	56 Harvard	54 (B)	45 Colorado	51 (A)	
46 Arkansas	57 (B)	52 Kansas	34 (H)	51 Iowa State	67 (A)	
		48 Washington, Mo.	45 (H)	50 Kansas State	79 (H)	

Nebr.	Opponent	Nebr.	Opponent	Nebr.	Opponent
52 Kansas	61 (H)	81 Iowa	70 (H)	56 Kansas	80 (A)
49 Oklahoma	72 (A)	70 South Dakota	53 (H)	68 Oklahoma	OT 61 (A)
54 Missouri	52 (H)	55 Oregon State	83 (A)	69 Iowa State	OT 71 (H)
58 Colorado	45 (H)	68 Oregon	84 (A)	50 Kansas State	73 (A)
48 Kansas State	74 (A)	72 Oregon	74 (A)	56 Kansas	60 (H)
46 Oklahoma	44 (H)	78 Kansas State	74 (B)	64 Oklahoma	OT 63 (H)
57 Missouri	68 (A)	70 Oklahoma	86 (B)	80 Missouri	88 (A)
HARRY C. GOOD, COACH		57 Missouri	72 (B)	74 Iowa State	94 (A)
		74 Iowa State	60 (A)	JERRY BUSH, COACH	
		76 Oklahoma	72 (A)		
1951-52		88 Kansas State	75 (H)	1956-57	
(Won 7, Lost 17)		80 Missouri	72 (H)	(Won 11, Lost 12)	
60 Northern Iowa	44 (H)	70 Kansas State	91 (A)	56 UCLA	69 (A)
55 Minnesota	63 (H)	67 Colorado	75 (H)	60 UCLA	78 (A)
59 Northwest Missouri	43 (H)	68 Kansas	79 (A)	67 Iowa	43 (H)
72 Fresno State	48 (H)	68 Oklahoma	76 (A)	73 Michigan	60 (H)
55 Southern Methodist	61 (A)	58 Colorado	83 (A)	67 Ohio	51 (H)
57 Texas Christian	58 (A)	62 Kansas	67 (H)	65 Purdue	62 (A)
76 Tampa	81 (A)	78 Iowa State	65 (H)	67 Texas Tech	66 (A)
60 Miami, Fla.	70 (A)	67 Missouri	82 (A)	54 Vanderbilt	78 (A)
67 Kansas State	87 (B)	HARRY C. GOOD, COACH		65 Michigan State	79 (B)
63 Colorado	68 (B)	1954-55		70 Missouri	65 (B)
66 Iowa State	75 (B)	(Won 9, Lost 12)		69 Iowa State	89 (B)
63 Colorado	61 (H)	61 Iowa	84 (A)	74 Colorado	52 (H)
36 Kansas State	71 (A)	87 South Dakota	51 (H)	56 Colorado	60 (A)
66 Kansas	69 (H)	93 Bradley	68 (A)	84 Missouri	65 (A)
82 South Dakota	59 (H)	76 Alabama	88 (A)	53 Kansas State	89 (A)
72 Iowa State	78 (A)	79 Memphis State	86 (A)	54 Kansas	69 (H)
55 Missouri	60 (H)	58 Missouri	75 (B)	53 Missouri	49 (H)
67 Oklahoma	66 (H)	47 Colorado	89 (B)	47 Iowa State	59 (A)
65 Colorado	67 (A)	66 Kansas	69 (B)	56 Kansas State	81 (H)
52 Kansas	90 (A)	76 Iowa State	63 (H)	60 Kansas	87 (A)
59 Oklahoma	65 (A)	59 Missouri	67 (A)	53 Oklahoma	55 (A)
75 Iowa State	53 (H)	69 Kansas State	59 (H)	64 Oklahoma	55 (H)
60 Kansas State	75 (H)	66 Kansas	62 (H)	67 Iowa State	58 (H)
53 Missouri	68 (A)	74 Northwest Missouri	54 (H)	JERRY BUSH, COACH	
HARRY C. GOOD, COACH		62 Kansas State	79 (A)	1957-58	
1952-53		84 Colorado	77 (H)	(Won 10, Lost 13)	
(Won 9, Lost 11)		75 Oklahoma	67 (H)	64 South Dakota State	52 (H)
65 South Dakota	53 (H)	73 Missouri	76 (H)	77 Wyoming	66 (H)
62 Minnesota	71 (A)	66 Kansas	55 (A)	57 Michigan	81 (A)
82 Springfield, Mass.	73 (H)	76 Oklahoma	78 (A)	56 Notre Dame	69 (A)
73 Bradley	65 (A)	75 Iowa State	82 (A)	61 Purdue	70 (H)
66 Kansas	73 (B)	66 Colorado	77 (A)	68 Denver	63 (H)
83 Iowa State	79 (B)	JERRY BUSH, COACH		61 Ohio U.	53 (H)
53 Colorado	67 (B)	1955-56		64 Marquette	79 (A)
92 Harvard	53 (H)	(Won 7, Lost 16)		74 Princeton	64 (B)
80 Colorado	65 (A)	51 Iowa	60 (A)	57 Kansas State	88 (B)
59 Kansas	65 (H)	69 Texas Tech	OT 63 (H)	51 Iowa State	61 (B)
80 Iowa State	78 (H)	71 Michigan	77 (A)	54 Missouri	55 (A)
73 Missouri	62 (H)	46 Wichita State	71 (A)	59 Kansas State	74 (A)
80 Kansas State	67 (H)	71 UCLA	65 (H)	57 Oklahoma	54 (H)
78 Colorado	86 (H)	52 Wisconsin	71 (A)	52 Iowa State	57 (H)
58 Kansas	77 (A)	48 Vanderbilt	66 (A)	63 Iowa State	78 (A)
59 Oklahoma	53 (A)	66 Missouri	71 (B)	46 Kansas	102 (A)
59 Missouri	66 (A)	70 Cornell, NY	69 (B)	39 Oklahoma	66 (A)
70 Oklahoma	78 (H)	51 Kansas State	79 (B)	67 Missouri	62 (H)
66 Iowa State	93 (A)	63 Colorado	78 (A)	50 Colorado	41 (H)
80 Kansas State	108 (A)	83 Missouri	77 (H)	43 Kansas	41 (H)
HARRY C. GOOD, COACH		52 Colorado	77 (H)	55 Kansas State	48 (H)
1953-54		72 Emporia State	59 (H)	52 Colorado	54 (A)
(Won 8, Lost 13)		52 Kansas State	66 (H)	JERRY BUSH, COACH	
64 Minnesota	75 (H)				

Nebr.	Opponent	Nebr.	Opponent	Nebr.	Opponent
1958-59					
(Won 12, Lost 13)					
85 Northwest Missouri	44 (H)	77 Denver	52 (H)	93 Oklahoma	86 (B)
75 Montana State	43 (H)	62 Detroit	71 (A)	47 Colorado	75 (H)
62 Marquette	60 (H)	60 Cincinnati	75 (A)	53 Kansas State	66 (A)
57 Minnesota	78 (A)	79 Arizona	55 (H)	53 Kansas	72 (A)
54 Texas Tech	46 (H)	53 Kansas	78 (B)	60 Kansas State	72 (H)
48 Bradley	85 (A)	90 Missouri	72 (B)	69 Iowa State	83 (A)
55 Michigan State	80 (A)	70 Oklahoma State	61 (B)	61 Missouri	69 (H)
55 Oklahoma State	48 (B)	62 Missouri	48 (H)	54 Iowa State	75 (H)
50 Colorado	54 (B)	65 Colorado	61 (H)	41 Oklahoma State	51 (A)
60 Oklahoma	43 (B)	51 Colorado	66 (A)	77 Oklahoma	84 (A)
50 Colorado	57 (A)	58 Iowa State	66 (H)	39 Kansas	45 (H)
47 Oklahoma State	44 (H)	47 Oklahoma State	55 (A)	49 Oklahoma State	48 (H)
81 Missouri	69 (H)	58 Oklahoma	69 (A)	75 Oklahoma	77 (H)
52 Iowa State	49 (H)	33 Kansas	38 (H)	51 Colorado	80 (A)
91 Detroit	77 (H)	62 Iowa State	68 (A)	72 Missouri	84 (A)
43 Kansas State	50 (H)	61 Oklahoma State	65 (H)	JERRY BUSH, COACH	
39 Oklahoma State	54 (A)	83 Oklahoma	61 (H)	1963-64	
48 Oklahoma	54 (A)	69 Kansas	68 (A)	(Won 7, Lost 18)	
55 Kansas	63 (H)	67 Kansas State	77 (H)	79 Wyoming	72 (H)
50 Kansas	66 (A)	56 Kansas State	75 (A)	55 Michigan	80 (A)
62 Colorado	61 (H)	76 Missouri	97 (A)	75 Purdue	81 (A)
56 Iowa State	59 (A)	JERRY BUSH, COACH.		58 Texas Tech	64 (H)
81 Missouri	79 (A)	1961-62			
54 Oklahoma	65 (H)	(Won 9, Lost 16)			
54 Kansas State	76 (A)	49 Wichita State	79 (A)	60 Houston	76 (H)
JERRY BUSH, COACH					
1959-60					
(Won 8, Lost 17)					
73 Stewart AFB	46 (H)	49 Southern Methodist	60 (H)	73 Southern Cal	79 (A)
68 Air Force	54 (H)	69 Air Force	58 (A)	64 Southern Cal	79 (A)
76 Minnesota	66 (H)	65 Notre Dame	61 (H)	78 Kansas State	100 (B)
62 Notre Dame	70 (H)	81 Ohio U.	64 (H)	86 Oklahoma	75 (B)
80 Michigan State	82 (H)	70 Wyoming	71 (A)	58 Colorado	80 (B)
60 Oregon State	63 (A)	49 California	50 (A)	55 Iowa State	52 (A)
65* Oregon State	67	59 Stanford	72 (A)	74 Missouri	69 (H)
58 Montana State	64 (A)	48 Kansas State	60 (B)	48 Kansas	74 (A)
55 Colorado	64 (B)	52 Oklahoma State	51 (B)	66 Kansas State	73 (H)
63 Kansas State	71 (B)	68 Kansas	69 (B)	76 Oklahoma	69 (H)
78 Missouri	67 (B)	69 Kansas	67 (A)	54 Oklahoma State	53 (H)
53 Iowa State	57 (A)	57 Oklahoma	56 (H)	52 Colorado	60 (H)
47 Kansas	60 (H)	56 Colorado	58 (H)	48 Kansas State	50 (A)
61 Missouri	69 (A)	72 Iowa State	84 (A)	57 Iowa State	55 (H)
57 Colorado	62 (A)	53 Kansas State	72 (A)	55 Kansas	64 (H)
54 Colorado	58 (H)	57 Oklahoma State	56 (H)	45 Oklahoma State	81 (A)
64 Missouri	59 (H)	63 Colorado	74 (A)	76 Oklahoma	82 (A)
47 Oklahoma State	52 (A)	66 Iowa State	79 (H)	73 Colorado	89 (A)
54 Oklahoma	63 (A)	65 Missouri	63 (A)	JOE CIPRIANO, COACH	
69 Iowa State	49 (H)	70 Kansas	73 (H)	1964-65	
70 Kansas State	60 (H)	63 Missouri	81 (H)	(Won 10, Lost 15)	
49 Oklahoma	50 (H)	64 Oklahoma State	65 (A)	68 Wyoming	94 (A)
54 Oklahoma State	47 (H)	71 Oklahoma	69 (A)	96 Purdue	85 (H)
74 Kansas State	83 (A)	60 Kansas State	84 (H)	74 South Dakota	63 (H)
74 Kansas	79 (A)	JERRY BUSH, COACH		74 Michigan	73 (H)
JERRY BUSH, COACH					
* at Portland, Ore.					
1960-61					
(Won 10, Lost 14)					
78 Northern Iowa	68 (H)	1962-63			
63 Wichita State	65 (H)	(Won 6, Lost 19)			
65 Utah State	60 (H)	68 Texas Tech	66 (A)	87 California	80 (H)
JERRY BUSH, COACH					
* at Portland, Ore.					
1960-61					
(Won 10, Lost 14)					
78 Northern Iowa	68 (H)	41 Houston	68 (A)	63 California	59 (H)
63 Wichita State	65 (H)	43 Air Force	39 (H)	62 Colorado	70 (B)
65 Utah State	60 (H)	78 Northern Iowa	59 (H)	61 Oklahoma State	74 (B)
JERRY BUSH, COACH					
* at Portland, Ore.					
1960-61					
(Won 10, Lost 14)					
78 Northern Iowa	68 (H)	54 Denver	63 (H)	62 Iowa State	69 (B)
63 Wichita State	65 (H)	72 Miami, Ohio	69 (H)	56 Kansas	66 (H)
65 Utah State	60 (H)	49 Southern Cal	58 (H)	54 Oklahoma State	93 (A)
JERRY BUSH, COACH					
* at Portland, Ore.					
1960-61					
(Won 10, Lost 14)					
78 Northern Iowa	68 (H)	53 Southern Cal	55 (H)	82 Oklahoma	89 (A)
63 Wichita State	65 (H)	68 Iowa State	82 (B)	88 Iowa State	79 (H)
65 Utah State	60 (H)	47 Colorado	59 (B)	53 Oklahoma State	55 (H)

Nebr.	Opponent	Nebr.	Opponent	Nebr.	Opponent
52 Colorado	67 (A)	57 Kansas	64 (H)	88 Kansas State	71 (H)
62 Kansas State	57 (A)	88 Oklahoma State	71 (H)	83 Oklahoma State	72 (A)
66 Colorado	59 (H)	57 Colorado	64 (A)	70 Oklahoma	64 (A)
74 Missouri	92 (H)	N.I.T.		JOE CIPRIANO, COACH	
69 Iowa State	65 (A)	88 Marshall	119	* Sun Devil Classic, Tempe, Ariz.	
62 Kansas	71 (A)	JOE CIPRIANO, COACH			
67 Oklahoma	63 (H)	* Vanderbilt Invitational			
66 Missouri	84 (A)	** Exhibition		1969-70	
67 Kansas State	79 (H)			(Won 16, Lost 9)	
JOE CIPRIANO, COACH					
1965-66		1967-68			
(Won 20, Lost 5)		(Won 15, Lost 10)			
101 Wisconsin	88 (A)	111 Fullerton State	74 (H)	76 UC Irvine	73 (H)
77 Oregon State	63 (H)	93 South Dakota	61 (H)	75 Augustana	56 (A)
71 California	87 (A)	70 Washington State	93 (A)	81 Wichita State	77 (A)
70 California	68 (A)	91 Washington State	76 (A)	82 Duquesne	79 (H)
75 Texas	64 (H)	74 Hawaii	82 (A)	82*Houston	102
71 Stanford	67 (H)	72 Hawaii	86 (A)	78*Texas A&M	69
77 South Dakota	60 (H)	70 Michigan State	74 (A)	92 Northern Michigan	68 (H)
69 Missouri	OT 67 (B)	84 Wyoming	64 (H)	79 Arizona	69 (H)
92 Oklahoma	79 (B)	75 Oklahoma	65 (B)	74**Athletes in Action	65 (H)
61 Kansas	71 (B)	48 Oklahoma State	46 (B)	60 Colorado	72 (B)
76 Iowa State	74 (A)	66 Kansas State	62 (B)	74 Iowa State	66 (B)
82 Missouri	60 (H)	70 Iowa State	85 (A)	78 Kansas	73 (B)
82 Kansas State	71 (A)	62 Kansas State	78 (A)	70 Iowa State	72 (A)
83 Kansas	75 (H)	75 Missouri	66 (H)	64 Kansas State	71 (H)
86 Oklahoma	78 (H)	110 Oklahoma	90 (H)	80 Colorado	58 (H)
45 Oklahoma State	41 (A)	87 Colorado	73 (H)	70 Oklahoma	60 (A)
81 Oklahoma State	85 (A)	63 Oklahoma State	62 (A)	58 Oklahoma State	81 (A)
85 Oklahoma	81 (A)	89 Oklahoma	83 (A)	84 Kansas	73 (H)
81 Iowa State	70 (H)	92 Kansas State	68 (H)	59 Colorado	76 (A)
71 Missouri	53 (A)	60 Kansas	71 (A)	60 Missouri	48 (H)
70 Colorado	63 (H)	82 Oklahoma State	73 (H)	87 Kansas	100 (A)
73 Kansas	110 (A)	73 Colorado	76 (A)	82 Kansas State	69 (A)
79 Kansas State	69 (H)	76 Kansas	69 (H)	79 Oklahoma	66 (H)
88 Colorado	95 (A)	92 Iowa State	OT 93 (H)	63 Missouri	80 (A)
85 Oklahoma State	64 (H)	70 Missouri	91 (A)	61 Oklahoma State	55 (H)
JOE CIPRIANO, COACH		JOE CIPRIANO, COACH		87 Iowa State	81 (H)
				JOE CIPRIANO, COACH	
				* Bluebonnet Classic, Houston	
				** Exhibition	
1966-67		1968-69		1970-71	
(Won 16, Lost 9)		(Won 12, Lost 14)		(Won 18, Lost 8)	
79 Oregon	56 (H)	68 Wisconsin	55 (H)	68 Wyoming	63 (A)
98 Wyoming	102 (A)	67 Oregon State	79 (A)	73 Iowa	71 (H)
90 Pacific	78 (H)	85 Oregon	77 (A)	95 Northern Iowa	71 (H)
100 Washington State	75 (H)	94 Wichita State	3OT 92 (H)	69 Texas Christian	64 (A)
80 Washington State	78 (H)	73 Augustana	56 (H)	75 Southern Methodist	80 (A)
76*La Salle	99	73 Michigan State	59 (H)	116 Nevada-Reno	71 (H)
71*Portland	69	76*Arizona State	83	85 Miami, Fla.	58 (HC)
81 Kansas State	98 (B)	73*California	86	69 Colorado State	65 (HC)
73 Oklahoma State	64 (B)	63 Arizona	68 (A)	72 Wichita State	71 (A)
66 Colorado	73 (B)	56 Kansas	62 (B)	71 Oklahoma State	58 (B)
103**Sweden Nationals	78 (H)	70 Oklahoma	47 (B)	77 Colorado	67 (B)
67 Oklahoma State	57 (A)	76 Missouri	70 (B)	52 Kansas	72 (B)
87 Oklahoma	99 (A)	72 Kansas State	95 (A)	69 Kansas State	70 (A)
84 Colorado	80 (H)	93 Iowa State	OT 99 (A)	84 Iowa State	62 (H)
97 Oklahoma	78 (H)	52 Oklahoma State	76 (H)	80 Oklahoma State	59 (H)
99 Missouri	82 (H)	87 Missouri	71 (H)	67 Oklahoma	79 (A)
67 Kansas State	59 (A)	90 Oklahoma	83 (H)	67 Kansas	81 (H)
58 Kansas	84 (A)	81 Colorado	83 (A)	69 Iowa State	67 (H)
94 Iowa State	82 (H)	60 Missouri	79 (A)	81 Missouri	72 (H)
76 Iowa State	55 (A)	74 Iowa State	OT 75 (H)	65 Colorado	63 (A)
79 Kansas State	71 (H)	73 Kansas	79 (A)	57 Oklahoma State	55 (A)
80 Missouri	73 (A)	79 Colorado	65 (H)		

Nebr.	Opponent	Nebr.	Opponent	Nebr.	Opponent
56 Oklahoma	65 (H)				
65 Missouri	77 (A)				
87 Kansas State	71 (H)				
85 Colorado	71 (H)				
54 Kansas	59 (A)				
JOE CIPRIANO, COACH					
1971-72					
(Won 14, Lost 12)					
81 Wyoming	63 (H)	64 No. Texas St.	46 (H)	70 Wyoming	62 (H)
61 San Diego State	63 (H)	59 Wyoming	65 (A)	77 Minnesota-Duluth	50 (H)
61 Wichita State	74 (H)	50 *California	75	*58 Vanderbilt	82
53 Duquesne	75 (A)	57 *Air Force	53	*65 Middle Tennessee	76
84 Southern Methodist	76 (H)	72 Texas Christian	58 (H)	78 Georgia State	OT 75 (H)
90 Idaho	49 (HC)	60**Kentucky	85	67 NE Missouri	54 (H)
75 La Salle	60 (HC)	51**Colorado State	57	76 MacMurray	50 (H)
77 Iowa	86 (A)	64 Iowa State	75 (B)	73 Northern Iowa	55 (H)
80 San Jose State	63 (H)	74 Kansas	72 (B)	47 Kansas State	68 (B)
64 Missouri	76 (B)	73 Oklahoma State	75 (B)	69 Oklahoma State	62 (B)
64 Oklahoma State	56 (B)	63 †Georgia State	54	66 Kansas	75 (B)
84 Oklahoma	68 (B)	62††North Carolina	79	58 Wichita State	66 (A)
73 Oklahoma State	59 (H)	55 Oklahoma State	68 (H)	64 Kansas	79 (A)
77 Oklahoma	70 (H)	74 Oklahoma	67 (H)	63 Oklahoma	58 (H)
67 Colorado	55 (H)	65 Missouri	78 (H)	65 Kansas State	73 (H)
64 Oklahoma State	63 (A)	60 Iowa State	81 (A)	66 Oklahoma State	79 (A)
55 Kansas	OT 57 (A)	55 Kansas State	82 (H)	63 Oklahoma	85 (A)
61 Kansas State	60 (H)	59 Colorado	67 (H)	91 Iowa State	(3OT) 88 (H)
70 Oklahoma	72 (A)	59 Kansas	46 (A)	75 Missouri	58 (H)
76 Iowa State	71 (H)	59 Oklahoma	67 (A)	64 Colorado	65 (A)
65 Missouri	80 (A)	76 Oklahoma State	64 (A)	88 Missouri	87 (A)
99 Kansas	78 (H)	62 Kansas	59 (H)	71 Oklahoma State	63 (H)
57 Colorado	67 (A)	70 Iowa State	82 (H)	46 Kansas	51 (H)
54 Missouri	61 (H)	70 Kansas State	97 (A)	58 Kansas State	54 (A)
67 Iowa State	76 (A)	63 Colorado	71 (A)	65 Colorado	42 (H)
76 Kansas State	OT 81 (A)	70 Missouri	86 (A)	58 Iowa State	76 (A)
JOE CIPRIANO, COACH					
1972-73					
(Won 9, Lost 17)					
1973-74					
(Won 14, Lost 12)					
JOE CIPRIANO, COACH					
* Mountaineer Classic, Morgantown, W.Va.					
** Kentucky Invitational					
† Decatur, Ga.					
†† Greensboro, N.C.					
*at Vanderbilt Invitational					



NOTES

NOTES

NOTES

14

KEY PRESS, RADIO, TV OUTLETS

Howard Brantz
Sports Editor
Omaha World-Herald
Omaha, Nebraska 68102

Virgil Parker
Sports Editor
Lincoln Journal
Lincoln, Nebraska 68501

Bob Owens
Sports Editor
Lincoln Star
Lincoln, Nebraska 68501

Mark Gordon
Sports Department
Lincoln Star
Lincoln, Nebraska 68501

Bob Williams
Sports Department
Omaha World-Herald
Omaha, Nebraska 68102
(covers Huskers)

Sports Editor
Daily Nebraskan
University of Nebraska
Lincoln, Nebraska 68508

Edward Howard
Associated Press
926 P Street
Lincoln, Nebraska 68508

Charlie Wieser
United Press International
926 P Street
Lincoln, Nebraska 68508

Wally Provost
Omaha World-Herald
Omaha, Nebraska 68102

Conde Sargent
Omaha World-Herald
Lincoln Bureau
Lincoln, Nebraska 68508

Radio Stations Carrying Play-By-Play

Dick Perry
Sports Director
KFOR Radio
Lincoln, Nebraska 68508

Don Gill
Sports Director
KLIN Radio
Lincoln, Nebraska 68508

Jack Payne
Sports Director
KFAB Radio
Omaha, Nebraska 68132

Sports Director
KRNU Radio
University of Nebraska
Lincoln, Nebraska 68508

Television Stations

Jim Kelter
Sports Director
KMTV
Omaha, Nebraska 68131

Lee Stevens
Sports Director
KETV
Omaha, Nebraska 68131

Ray Stevens
Sports Director
WOW-TV
Omaha, Nebraska 68131

Mark Ahmann
Sports Director
KOLN-TV
Lincoln, Nebraska 68503

UNIVERSITY OF NEBRASKA

1974-75 BASKETBALL SCHEDULE

Home Games in Bold

Date	Opponent	Site	Tipoff
Nov. 30 (Sa)	SOUTH DAKOTA STATE U.	LINCOLN	7:35 p.m. (CST)
Dec. 6-7 (F-Sa)	Sun Devil Classic (Ariz. St., Nebr., Mont., Long Beach St.)	Tempe, Arizona	7 & 9 p.m. (MST)
Dec. 10 (Tu)	North Texas State University	Denton, Texas	7:35 p.m. (CST)
Dec. 14 (Sa)	WICHITA STATE UNIVERSITY	LINCOLN	7:35 p.m. (CST)
Dec. 17 (Tu)	SAN JOSE STATE UNIVERSITY	LINCOLN	7:35 p.m. (CST)
Dec. 20-21 (F-Sa)	Indiana Classic (Indiana, Nebraska, Creighton, SMU)	Bloomington, Ind.	7 & 9 p.m. (EST)
Dec. 23 (Mo)	VANDERBILT UNIVERSITY	LINCOLN	7:35 p.m. (CST)
Dec. 26-30 (Th-M)	Big Eight Tournament	Kansas City	
Jan. 18 (Sa)	KANSAS STATE	LINCOLN	2:00 p.m. (CST)
Jan. 22 (W)	Oklahoma	Norman	7:35 p.m. (CST)
Jan. 25 (Sa)	COLORADO	LINCOLN	7:35 p.m. (CST)
Jan. 29 (W)	OKLAHOMA STATE	LINCOLN	7:35 p.m. (CST)
Feb. 1 (Sa)	Missouri	Columbia	7:35 p.m. (CST)
Feb. 5 (W)	Kansas	Lawrence	7:35 p.m. (CST)
Feb. 8 (Sa)	IOWA STATE	LINCOLN	7:35 p.m. (CST)
Feb. 12 (W)	OKLAHOMA	LINCOLN	7:35 p.m. (CST)
Feb. 15 (Sa)	Colorado	Boulder	2:00 p.m. (MST)
Feb. 19 (W)	Kansas State	Manhattan	7:35 p.m. (CST)
Feb. 22 (Sa)	MISSOURI	LINCOLN	7:35 p.m. (CST)
Feb. 26 (W)	Oklahoma State	Stillwater	7:35 p.m. (CST)
Mar. 5 (W)	KANSAS	LINCOLN	7:35 p.m. (CST)
Mar. 8 (Sa)	Iowa State	Ames	7:35 p.m. (CST)

Reserved Seats \$3.00—General Admission \$1.75

Telephone 472-3111—or write: Ticket Office

117 Stadium, Lincoln, Nebraska 68501

1974-75 JUNIOR VARSITY SCHEDULE

Tuesday	December 17	IOWA WESTERN (CLARINDA)	LINCOLN
Wednesday	December 18	Nebraska Southern	Fairbury
Saturday	January 18	KANSAS STATE	LINCOLN
Monday	January 20	Northeast Nebraska	Norfolk
Saturday	January 25	NORTHEAST NEBRASKA	LINCOLN
Wednesday	January 29	NEBRASKA SOUTHERN	LINCOLN
Wednesday	February 5	Iowa State	Ames
Saturday	February 8	IOWA WESTERN (COUNCIL BLUFFS)	LINCOLN
Wednesday	February 12	PLATTE COLLEGE	LINCOLN
Wednesday	February 19	Kansas State	Manhattan
Saturday	February 22	MISSOURI	LINCOLN
Wednesday	February 26	Nebraska Western	Scottsbluff

(Home games: 5:15 p.m.)