


2024-25

NEBRASKA

M E N ' S B A S K E T B A L L



Pinnacle Bank Arena



2024-25 QUICK FACTS

UNIVERSITY INFORMATION

Location Lincoln, Neb.
 Founded 1869
 Enrollment 23,992 (fall 2024)
 Nickname Cornhuskers, Huskers
 Colors Scarlet & Cream
 Affiliation NCAA Division I
 Conference Big Ten Conference
 Home Arena Pinnacle Bank Arena
 Capacity/Year Opened 15,000/2013
 University of Nebraska President Dr. Jeffrey P. Gold
 Chancellor Rodney Bennett
 Director of Athletics Troy Dannen
 Athletic Dept. Phone (402) 472-4224
 Assistant A.D./Ticketing Holly Adam
 Ticket Office Phone (402) 472-3111 or 1-800-8BIGRED
 Website Huskers.com

BASKETBALL HISTORY

First year of basketball 1896-97
 Regular-season conference titles (last) 7 (1950)
 Postseason conference titles (last) 1 (1994)
 All-time postseason appearances 27
 All-time postseason record 24-26
 NCAA Appearances (last) 8 (2024)
 NIT Appearances (last) 19 (2019)

BASKETBALL STAFF

Head Coach Fred Hoiberg
 Alma Mater (Year) Iowa State (1995)
 Record at Nebraska 63-94 (6th season)
 Overall Coaching Record 178-150 (11th season)
 Assistant Coaches Adam Howard (3rd season)
 Nate Loenser (4th season), Ernie Zeigler (3rd season)
 Director of Men's Basketball Strength and Conditioning
 Kurt Joseph
 Director of Basketball Strategies & Business Operations
 Luca Virgilio
 Asst. Director of Operations Sheryl Burbach
 Director of Player Development Emmanuel Tommy
 Video Coordinator Michael Bania
 Recruiting Coordinator Padya Borders
 Graduate Managers Nihilo Ibarra, Justin Moore,
 Triston Simpson, Josiah Allick
 Athletic Trainer Andrew McCabe
 Equipment Manager Pat Norris
 Office Phone/Fax (402) 472-2265 / (402) 472-2575

2024-25 TEAM INFORMATION

2023-24 Record 23-11 (18-1 H, 3-8 A, 2-2 N)
 Big Ten Record (Finish) 12-8 (t-3rd)
 Big Ten Championship 1-1, def. Indiana, 93-66;
 lost to Illinois, 87-98
 Postseason NCAA First Round
 Starters Returning/Lost 3/2
 Lettermen Returning/Lost 7/7
 Scholarship Newcomers 8

COMMUNICATIONS INFORMATION

Associate A.D./Communications Keith Mann
 Office Phone (402) 472-2263
 Sr. Assoc. Director/MBB Contact Shamus McKnight
 Office/Cell Phone (402) 472-7772 / (402) 540-0268
 E-Mail smcknight@huskers.com
 Communications Mailing Address
 600 Stadium Drive, Lincoln, NE 68588-0123

THIS IS NEBRASKA 1-44

Quick Facts 1
 Husker Basketball Staff 2-3
 Offensive System 4-5
 Pinnacle Bank Arena 6-7
 Hendricks Training Complex 8-9
 Husker Power 10-11
 Performance Nutrition 12-13
 NBA Connection 14-15
 History of Nebraska Basketball 16-17
 Media Exposure 18-19
 Playing in the Big Ten 20-21
 Husker Family 22-23
 Academic Experience 24-25
 Academic Success 26-27
 Athletic Medicine 28-29
 Life Skills 30-31
 Athletic Facilities 32-33
 Nebraska Athletic Performance Lab 34-35
 Athletic Success 36-37
 University of Nebraska 38-41
 Lincoln and Omaha – The Good Life 42-43
 Husker Olympians 44

SEASON OUTLOOK 45-52

Rosters/Team Breakdown 46-47
 Season Preview 48-50
 Husker Notebook 51
 Schedule 52

THE 2024-25 HUSKERS 53-78

Juwan Gary 54-55
 Rienk Mast 56-57
 Brice Williams 58-59
 Jeffrey Grace III/Sam Hoiberg 60-61
 Henry Burt/Cale Jacobsen 62-63
 Ahron Ulis/Braxton Meah 64-65
 Andrew Morgan/Rollie Worster 66-67
 Connor Essegian/Berke Büyüktuncel 68-69
 Gavin Griffiths/Justin Bolis 70-71
 Braden Frager/Nick Janowski 72-73
 Career Game-by-Game Stats 74-78

COACHING STAFF 79-92

Head Coach Fred Hoiberg 80-83
 Assistant Coach Adam Howard 84
 Assistant Coach Nate Loenser 85
 Assistant Coach Ernie Zeigler 86
 Basketball Support Staff 87-92

ADMINISTRATION 93-98

University Administration/Board of Regents 93-95
 Director of Athletics Troy Dannen 96
 Senior Administration/Head Coaches 97
 Big Ten Conference 98

OPPONENTS 99-120

Opponent Information 100-104
 Series Records vs. Big Ten Opponents 105-108
 Series Records vs. Non-Conference Opponents 109-118
 Nebraska vs. All Opponents 119-120
 Nebraska vs. All Conferences/Exhibition Results 120

SEASON IN REVIEW 121-138

Season Review 122-123
 2024 Senior Bios 124-125
 Statistics/Results 126-127

Game-by-Game Comparison 128
 Team/Individual Highs and Lows 129
 Box Scores 130-138

RECORDS 139-164

Career/Single-Game Scoring Leaders 140
 Individual and Team Records 141-145
 Single-Season and Career Top-10 Lists 146-147
 Single-Season Top-10 Class Lists 148-149
 Team Single-Game and Season Lists 150-152
 Annual Statistical Leaders 153-154
 Year-by-Year Team Statistics 155-156
 Pinnacle Bank Arena Records 157-160
 Conference Tournament Results/Records 161-162
 Postseason Records and Results 163-164

HISTORY 165-202

The History of Nebraska Basketball 166-169
 Letterwinners 170-172
 Husker Award Winners/All-Americans 173-174
 1,000-Point Club 175-179
 Nebraska Basketball – A to Z 180-181
 Husker Coaching Ledger 182
 Year-by-Year Summary 183
 All-Time Results 184-202

MEDIA/FAN INFORMATION 203-208

Media Policies 204-205
 Compliance Information 205
 Pinnacle Bank Arena Parking and Seating Maps 206
 Huskers Radio Network 207
 Television/Radio Roster 208

MEDIA GUIDE CREDITS

The 2024-25 Nebraska men's basketball media guide was produced by the Nebraska Communications Office. The guide was written, designed and edited by Sr. Associate Communications Director Shamus McKnight with editing assistance provided by Associate A.D./Communications Director Keith Mann, Associate Communications Director Matt Smith and Communications Administrative Support Associate Vicki Capazo. Special thanks to freelance writer Mike Babcock for his writing contributions.

Photo credits: Scott Bruhn and the Nebraska Communications Photography staff; Sam Rice and NU Digital Communications; UNL Photo Productions; John F. Grieshop/Schwartzman Photos; Steven Maikoski, USA Basketball; Iowa State University; the Chicago Bulls, Garrett Ellwood and NBA Photos/Getty Images; Scott Cunningham, NBAE/Getty Images; the Cleveland Cavaliers; the Los Angeles Lakers, the Utah Jazz, The Associated Press and USA Today Sports Images.

Covers designed by Sam Rice. Copyrighted by Nebraska Athletic Communications.

FOLLOW THE HUSKERS ON SOCIAL MEDIA

 Huskers.com  [Huskermbb](https://www.instagram.com/Huskermbb)

 [@Huskermbb](https://twitter.com/Huskermbb) [@CoachHoiberg](https://twitter.com/CoachHoiberg)  [/Huskermbb](https://www.facebook.com/Huskermbb)



FRED HOIBERG

HEAD COACH

@COACHHOIBERG

PLAYING EXPERIENCE

IOWA STATE
GUARD (1991-1995)
ISU HALL OF FAME MEMBER
NO. 32 JERSEY RETIRED
CSC ACADEMIC ALL-AMERICA HALL OF FAME MEMBER

NBA
2ND ROUND PICK
INDIANA PACERS (1995-1999)
CHICAGO BULLS (1999-2003)
MINNESOTA TIMBERWOLVES (2003-2005)



ADMINISTRATIVE EXPERIENCE

MINNESOTA TIMBERWOLVES
ASSISTANT GENERAL MANAGER (2006-2009)
V.P. OF BASKETBALL OPERATIONS (2009-2010)

COACHING EXPERIENCE

IOWA STATE
HEAD COACH (2010-2015)
2011 - BASKETBALL TIMES' NATIONAL ROOKIE COACH OF THE YEAR
2012 - BIG 12 CO-COACH OF THE YEAR

CHICAGO BULLS
HEAD COACH (2015-2018)

NEBRASKA
HEAD COACH (2019-PRESENT)
2024 - NATIONAL COACH OF THE YEAR
2024 - BIG TEN COACH OF THE YEAR

COACHING STAFF

@ADAMHOWARD14

@NATELOENSER

@COACHZEIGER1

ASSISTANT COACH
ADAM HOWARD



ASSISTANT COACH
NATE LOENSER



ASSISTANT COACH
ERNIE ZEIGLER



67

COMBINED YEARS
OF COACHING
EXPERIENCE



STYLE

OF PLAY UNDER COACH HOIBERG

No. 1
OFFENSIVE PACE
In the Big Ten
(8 of the last 10 years)

TOP 20 NATIONALLY
TURNOVER PERCENTAGE
(5 of the last 10 years)

COACHED
ONLY TWO TRIPLE-DOUBLES
IN NEBRASKA SCHOOL HISTORY
(Cam Mack, 2019-20;
Dalano Banton, 2021-22)

COACHED
4 PLAYERS WHO HAVE RANKED
TOP 25 NATIONALLY IN APG





“THE

TOP 25
IN ATTENDANCE EVERY SEASON AT PBA

#8
IN TOTAL ATTENDANCE IN 2023-24



VAULT™

**AVERAGED 15,000 FANS
PER GAME EIGHT TIMES SINCE OPENING
IN 2013-14**

**NEARLY 1,000
FLOOR LEVEL STUDENT SEATS**

HEIN



I'VE BEEN ALL OVER THE COUNTRY COVERING COLLEGE BASKETBALL FOR CBS FOR THE LAST TEN YEARS- I'VE SEEN EVERYWHERE. I WOULD PUT

NEBRASKA'S FACILITIES

UP AGAINST ANY PROGRAM IN COLLEGE BASKETBALL.

IT'S **SECOND TO NONE.**

- JON ROTHSTEIN, COLLEGE BASKETBALL INSIDER - CBS SPORTS



HUSKER POWER



“I WAS PRIVILEGED TO WORK WITH KURT JOSEPH FOR TWO YEARS AND WITHOUT A DOUBT IN MY MIND, HE IS ONE OF THE BEST IN THE GAME. HIS VAST KNOWLEDGE AND PASSION FOR NOT ONLY THE PHYSICAL HEALTH, BUT MENTAL HEALTH OF HIS CLIENTS IS WHAT MAKES HIM TRULY SPECIAL.”

KARL-ANTHONY TOWNS, FOUR-TIME NBA ALL-STAR





PERSONALIZED PROGRAMS TO MAXIMIZE DEVELOPMENT

**HUSKER POWER:
A NATIONAL LEADER**

Husker Power is a nationally recognized brand and a source of pride for Nebraska Athletics.

NEBRASKA WAS THE FIRST TO:

- Have a paid strength coach
- Lift weights in-season
- Hold a summer conditioning class
- Offer a degree for strength coaching

With 14 staff members, including men's basketball strength coach Kurt Joseph, it is one of the most comprehensive strength and conditioning organizations in the country. Husker basketball student-athletes train in the Hendricks Training Complex, which features a 5,000-square foot weight room. The facility gives Husker student-athletes a technological and strategic advantage by combining state-of-the-art strength training innovation with top-notch coaching and programming.

Joseph is in his fourth season as Director of Men's Basketball Strength & Conditioning after spending the previous two-plus years as an assistant strength coach with the Minnesota Timberwolves in the NBA. Previously, he worked with the Iowa Wolves of the NBA G League, the New York Knicks and Brooklyn Nets.



STRENGTH COACH KURT JOSEPH



TEAM CARDIO SESSIONS

PERFORMANCE NUTRITION



**ASST. A.D. FOR PERFORMANCE
NUTRITION KRISTIN COGGIN**



TRAINING TABLE BUFFET LINES



DINING ROOM AND TABLE TOP SEATING



OSBORNE LEGACY COMPLEX FUELING STATION

PERFORMANCE NUTRITION

The purpose of the Performance Nutrition department is to provide services that enhance the student-athlete's overall health and recovery.

GOALS

- To offer a variety of food and beverage products that are readily available and accessible for all student-athletes.
- To provide a wealth of education and resources that each student-athlete can utilize to enhance their overall level of knowledge and awareness as it pertains to fueling their body for competition and recovery.

DESCRIPTION OF SERVICES

Performance Nutrition seeks to provide fueling options and education to Husker student-athletes, so they are adequately prepared and knowledgeable on the impact nutrition can have in their lives as athletes and after sport.

NUTRITION OVERVIEW

Our Training Table is the primary resource for student-athletes to seek out holistic fueling options. Our Training Table operates and sets its menus with a student-athlete first mentality. We seek to provide healthy, accommodating nutrition options for all our athletes at breakfast, lunch and dinner. The Training Table also features the Lewis Family Life Skills Kitchen, allowing our student-athletes to practice their culinary skills and learn more about making nutritious meals.

Our fueling stations are the secondary resource for student-athletes to fulfill their fueling needs. The primary goal of our fueling stations is to provide quick and easy sources of nutrition and hydration to supplement training and competition.

HuskerBucks are provided to student-athletes to supplement meals on their own. Athletes have the chance to purchase a meal at local restaurants or to use for groceries at the grocery store.

EDUCATION AND CONSULTATION

Each team has a sport specific dietitian who oversees the nutritional needs per team. Our dietitians are a great resource for education and consultation to our student-athletes. The dietitians conduct DEXAs for bone density and lean mass trending, hydration testing, consult with athletes individually, provide nutrition education team talks (hydration, pre-workout fueling, recovery nutrition), host cooking classes and grocery store tours, and assist with fueling options surrounding competitions.

HUSKERS & FLIK

Flik athletics specializes in fueling athletes. Flik Athletics currently fuels over 25 professional teams across NFL, NBA, WNBA, MLB, MLS and USL Championship leagues. Nebraska will be the first college athletic program they have partnered with. In partnership with team dietitians, trainers, and coaches, Flik's team of chefs and dietitians create customized hospitality services and programming that elevate the athlete's culinary experience.

HUSKERS IN THE NBA



TYRONN LUE



BRYCE MCGOWENS



DALANO BANTON



ERIC PIATKOWSKI



ERICK STRICKLAND



MIKKI MOORE



ISAIAH ROBY



JACK MCVEIGH



RICH KING



DAVE HOPPEN

DRAFTED HUSKERS

The first NBA draft of collegiate players was held following the 1947-48 season, but the league did not begin to keep records of team-by-team draft lists until 1952. Here is a list of the 29 Cornhusker players drafted by the NBA since 1949:


- 1949 Claude Retherford, St. Louis Bombers
- 1950 Bus Whitehead, Chicago Stags (7th)
- 1951 Bob Pierce, Indianapolis Olympians (5th)
- 1952 Jim Buchanan, Boston Celtics (6th)
- 1954 Bill Johnson, Boston Celtics (11th)
- 1960 Herschell Turner, Syracuse Nationals (6th)
- 1966 Grant Simmons, Washington Bullets (12th)
- 1967 Willie Campbell, Seattle SuperSonics (15th)
- 1968 Stuart Lantz, Houston Rockets (3rd)
Tom Baack, Detroit Pistons (10th)
- 1970 Jim Brooks, Houston Rockets (12th)
- 1971 Marvin Stewart, Philadelphia 76ers (2nd)
Leroy Chalk, Boston Celtics (13th)
- 1972 Chuck Jura, Chicago Bulls (3rd)
Mike Peterson, Portland Trail Blazers (16th)
- 1974 Brendy Lee, Atlanta Hawks (10th)
- 1976 Jerry Fort, Boston Celtics (3rd)
- 1979 Carl McPipe, Philadelphia 76ers (5th)
- 1981 Andre Smith, Cleveland Cavaliers (7th)
- 1982 Jack Moore, Kansas City Kings (9th)
- 1985 Curtis Moore, Portland Trailblazers (6th)
- 1986 Dave Hoppen Atlanta Hawks (3rd)
- 1991 Rich King, Seattle SuperSonics (1st/14th pick)
- 1994 Eric Piatkowski Indiana Pacers (1st/15th pick)
- 1998 Tyronn Lue, Denver Nuggets (1st/23rd pick)
- 1999 Venson Hamilton, Houston Rockets (2nd/50th pick)
- 2019 Isaiah Roby, Detroit Pistons (2nd/45th pick)
- 2021 Dalano Banton, Toronto Raptors (2nd/46th pick)
- 2022 Bryce McGowens, Charlotte Hornets (2nd/40th pick)

Note: Nate Branch was drafted by the American Basketball Association's Oakland franchise in 1967; Stuart Lantz was drafted by Oakland in 1968; Marvin Stewart was drafted by the New York Nets in 1971; and Chuck Jura was selected by the Utah Stars in 1972.

NEBRASKA

BASKETBALL HISTORY

1996 NIT CHAMPIONS



RETIRED JERSEYS



#42 DAVE HOPPEN



#22 STU LANTZ

#42 - DAVE HOPPEN (1983-86)

Nebraska's all-time leading scorer, Hoppen had his No. 42 jersey retired at the end of Senior Night on Feb. 26, 1986. Hoppen totaled 2,167 points before a knee surgery cut short his senior year. Hoppen broke or tied 19 school records as a Husker. A third-round draft pick in 1986, he spent six seasons in the NBA. Hoppen was inducted into the Nebraska Basketball Hall of Fame in 1996 and Nebraska Athletics Hall of Fame in 2017.

#22 - STU LANTZ (1966-68)

Stu Lantz became the second Husker basketball player to have his jersey retired when he was honored on Oct. 17, 1989. A two-time first-team All-Big Eight performer, Lantz totaled 1,269 points and 571 rebounds in his three-year Husker career. He went on to play eight years in the NBA with four teams (San Diego/Houston Rockets, Detroit Pistons, New Orleans Jazz, Los Angeles Lakers). Lantz was a charter member of the Nebraska Basketball Hall of Fame in 1989. The 2024-25 season will be his Lantz's 38th season with the Los Angeles Lakers broadcast team.

#52 - ERIC PIATKOWSKI (1991-94)

Eric Piatkowski became the third Husker to have his jersey retired, as he was honored on Feb. 18, 2006. Piatkowski was a two-time All-Big Eight selection as he totaled 1,934 points in helping NU to four straight NCAA Tournaments during his collegiate career. A first-round draft pick in 1994, he spent 14 seasons in the NBA with the Los Angeles Clippers, Houston Rockets, Chicago Bulls and Phoenix Suns. Piatkowski, who was also inducted into the Nebraska Basketball Hall of Fame in 2006, highlighted the inaugural class of the Nebraska Athletics Hall of Fame in 2015.

#10 - TYRONN LUE (1996-98)

Tyronn Lue became the fourth Husker to have his jersey retired when he was honored on Feb. 2, 2017. Lue, who ranks in the top 10 in 13 categories during his three-year Husker career, earned All-Big 12 honors in 1998 helping Nebraska to the NCAA Tournament. A first-round draft pick in 1998, he spent 11 seasons in the NBA, including a pair of titles with the Los Angeles Lakers. A 2013 Nebraska Basketball Hall of Fame inductee, Lue coached the Cleveland Cavaliers to an NBA title in 2016 and three NBA Finals appearances. He was named head coach of the Los Angeles Clippers in October of 2020 and guided the Clippers to the 2021 Western Conference Finals. He served as an assistant coach for the United States Men's Basketball Team in the 2024 Paris Olympics.



#52 ERIC PIATKOWSKI



#10 TYRONN LUE

FOX

FS1

BIG
NETWORK™

CBS peacock

IN 2023-24, BIG GAMES WERE AVAILABLE IN NEARLY

610 MILLION
HOUSEHOLDS

2023-24
MARKED
THE 17TH
CONSECUTIVE
YEAR THAT
EVERY BIG
CONFERENCE
GAME WAS
TELEVISED.



BIG
NETWORK
HOOPS

MEDIA EXPOSURE

MOST WATCHED CONFERENCE IN THE COUNTRY



THE BIG TEN HAS
LED THE NATION
IN ATTENDANCE
47 STRAIGHT
SEASONS

SINCE 2010

38 NBA FIRST
ROUND
DRAFT PICKS,
INCLUDING
14 LOTTERY
PICKS



20 CONSENSUS
FIRST-TEAM
ALL-AMERICANS

11 NATIONAL
PLAYERS
OF THE YEAR

9 NCAA FINAL
FOUR TEAMS

MOST OF ANY CONFERENCE





WHAT IT MEANS TO PLAY IN THE BIG™

HUSKER FAMILY



DANNY NEE CEREMONY



2024 HUSKER ALUMNI WEEKEND



DANNY NEE AND FRED HOIBERG



1994 BIG EIGHT CHAMPS REUNION



LETTERWINNERS CLUB



N CLUB MISSION STATEMENT

Provide opportunities to letterwinners from all sports for connection, engagement and involvement through events, special reunions and communication while supporting the athletic, academic and career success of Husker student-athletes.

N CLUB PROGRAMMING/EVENTS

Memorial Stadium N Club Gameday Lounge – Located in the southeast corner of Memorial Stadium, letterwinner alums and guests with a gameday ticket can enjoy connecting with fellow Huskers, athletic staff and current student-athletes. Open 90 minutes prior to kickoff through the end of the game, the lounge features snacks, Pepsi products and flat screens to enjoy other games.

Social Events – The N Club hosts several social functions allowing letterwinner alums from all sports the opportunity to come back to campus and reconnect. The letterwinner tunnel walk is also held annually on the Homecoming game.

STUDENT-ATHLETE ENGAGEMENT

Striving to connect the past with the present, letterwinner alumni are invited back to campus to participate in the annual Student-Athlete Career Fair, Networking Night and Inner Circle Leadership group.

CHAMPIONSHIP REUNIONS

Championship teams are invited back to campus every 10 years from the date of the accomplishment.




ALUMNI WEEKEND

The Husker basketball program hosts an alumni weekend, giving the former players a chance to reminisce and meet the current team. Over 50 letterwinners returned for the 2024 event. This year's Alumni Weekend will center around the UCLA game on Jan. 4, 2025.

ACADEMIC EXPERIENCE



CSC ACADEMIC ALL-AMERICANS DIVISION I SCHOOLS, ALL-TIME

	373
	362
	278

As of Oct. 1, 2024



**SHAVON SHIELDS
TWO-TIME ACADEMIC ALL-AMERICAN**



94% OVERALL GRADUATION SUCCESS RATE



OSBORNE LEGACY COMPLEX

ACADEMIC COUNSELING

A team of 14 academic staff members are in place to monitor daily academic progress, promote skill development, receive consistent course feedback, assist with the advising/registration process and monitor eligibility and progress toward graduation.

TUTORIAL SUPPORT

A tremendous resource for all academic abilities, tutorial support is available from day one up to college graduation in all subject areas. Tutorial support is provided both in-person and virtually. Nebraska's tutorial program is certified by the College Reading and Learning Association.

STUDY HALL

Student-athletes attend a supervised study hall within the newly-opened Osborne Legacy Complex that features day, evening and weekend hours. Student athletes are required to complete a specific number of study hours each week and/or a list of academic tasks as determined by their academic counselor, learning specialist and coach.

MENTORING

Academic staff serve as mentors to all incoming student-athletes and select returning student-athletes. The student-athletes meet with their mentor weekly to develop time management skills, gather and report academic progress information and discuss academic success strategies.

EDUCATIONAL ASSESSMENTS

Assessments are administered upon the request of the student-athlete, academic counselor or coach. Learning specialists are available to administer and score informal assessments, which include a reading comprehension and a writing assessment. When more in-depth assessments are necessary, referrals are made to a neuropsychologist who conducts the assessments. If it is determined a student-athlete has a learning disability or another medical condition that impedes the student from reaching their academic potential, appropriate accommodations are implemented by the Office of Services for Students with Disabilities.

STUDENT-ATHLETE ORIENTATION

Each new student-athlete attends an orientation at the beginning of their academic career. Student-athletes are introduced to staff, faculty, administrators and a variety of resources that help facilitate the transition into college while enhancing awareness of support services in the Athletic Department and across campus.

PERSONAL COUNSELING

Student-athletes will find a supportive and caring environment at Nebraska. Transitional issues, stress management, time management, academic focus and problem resolution are all addressed in a proactive manner throughout the year. If necessary, counseling referrals are also made to designated practitioners.

COMPUTER RESOURCES

All student-athletes are provided the opportunity to have a laptop for use during their academic career at Nebraska. The Osborne Legacy Complex has printers and desktop computers available for student-athletes to use in the facility. A full-time computer specialist is on-site and available to assist with technology needs.

ACADEMIC SUCCESS



KOBE WEBSTER



THORIR THORBJARNARSON



TREY MCGOWENS



ISAIAH ROBY



2023-24 ACADEMIC HIGHLIGHTS

362 ALL-TIME COLLEGE SPORTS COMMUNICATORS (CSC) ACADEMIC ALL-AMERICANS

(second in Division I & leads Big Ten across all sports)

108 Football CSC Academic All-Americans
(leads all sports, all-time)

41 Volleyball CSC Academic All-Americans
(leads all women's sports, all-time)

**62 Men's & Women's Track & Field/
Cross Country CSC Academic All-Americans**
(leads nation since CSC added team in 2002)

2023-24 CSC ACADEMIC ALL-AMERICANS (11)

Eleanor Dale (Soccer, first-team)
Sarah Weber (Soccer, second-team)
Lexi Rodriguez (Volleyball, first-team)
Billie Andrews (Softball, second-team)
Brett Sears (Baseball, second-team)
Axelina Johansson (Track & Field/XC, first-team)
Emanuela Casadei (Track & Field/XC, third-team)
Till Steinforth (Track & Field/XC, first-team)
Tyus Wilson (Track & Field/XC, first-team)
Micaylon Moore (Track & Field/XC, second-team)
Asher Cohen (Men's At-Large, third-team)

ARTHUR ASHE JR. SPORTS SCHOLARS (43)

Matthias Algarin; Chief Borders; Kathryn Bowman; Alexis Buchert; Katelyn Caneda; Hillevi Carlsson; Kelsey Clairmont; Clara Colombo; Martina Comin; Eleanor Dale; Alina Felix; James Friedman; Genesis Gibson; Jeff Grace III; Emily Haimes; Sydney Harz; Lena Hassert; Nicola Hauk; Roni Hietaranta; Lauren Homecillo; Lishanna Ilves; Luke James; Camilla Johannessen; Axelina Johansson; Emmett Johnson; Toby Liang; Luke Lindenmeyer; Giulia Marchi; Micaylon Moore; Kennedi Orr; Lorenzo Paissan; Arthur Petersen; Haley Peterson; Sam Phillips; Jillian Roa; Lexi Rodriguez; Emma Spence; Till Steinforth; Abby Vacek; Andrea Velez; Sadie Waite; Velecia Williams and Ana Zamburek.

MALE STUDENT-ATHLETE OF THE YEAR

Ethan Piper (Football)

FEMALE STUDENT-ATHLETE OF THE YEAR

Billie Andrews (Softball)

BIG TEN MEDAL OF HONOR WINNERS

Ethan Piper (Football)
Billie Andrews (Softball)

BIG TEN OUTSTANDING SPORTSMANSHIP AWARD WINNERS

Peyton Robb (Wrestling)
Cecelia Ossi (Rifle)

HERMAN TEAM GPA AWARD WINNERS

Women's Golf (3.736 GPA)
Men's Tennis (3.460 GPA)

NEBRASKA SCHOLAR-ATHLETE HONOR ROLL SELECTIONS (871)

(3.0 GPA or above)
Fall (447); Spring (424)

ACADEMIC ALL-BIG TEN SELECTIONS (306)

(3.0 GPA or above)
Fall (103); Winter (59); Spring (144)

HUSKER GRADUATES (153)

11, August 2023
33, December 2023
109, May 2024

PERFECT 4.0 GPA SEMESTERS (162)

Fall (72); Spring (90)

BIG TEN DISTINGUISHED SCHOLARS (114)

(3.7 GPA or better, 2023-24)

KEISEI TOMINAGA

ATHLETIC MEDICINE





ALTER-G TREADMILLS



HYDROTHERAPY POOLS



ATHLETIC TRAINER ANDREW MCCABE

ATHLETIC MEDICINE

Nebraska features one of the most well-trained and highly skilled athletic medicine staffs in the country. Under the guidance of Associate Athletic Director for Athletic Medicine Brandon Yoder and Men's Basketball Head Athletic Trainer Andrew McCabe (pictured, left), the Nebraska athletic medicine staff consists of 22 full-time athletic trainers, two graduate assistant athletic trainers, as well as a team of primary care, sports medicine and orthopedic physicians. In 2023, Nebraska Athletics entered into an agreement with Nebraska Medicine, the clinical partner of UNMC, for its physicians to provide care to Nebraska Athletics' student-athletes. It allows Husker student-athletes all the medical resources and expertise available to provide the best and most convenient care.

Nebraska's medical facilities have long been among the nation's best, and Nebraska opened the Osborne Legacy Complex in 2023. The facility includes state-of-the-art equipment for the evaluation, diagnosis, treatment and rehabilitation needs of the players. The athletic medicine staff continues to strive for growth with advanced coursework, allowing for innovation and research-based decisions to improve medical outcomes in conjunction with other athletic performance units to help create an all-encompassing health care model.

In addition to the Osborne Legacy Complex, the Tom and Nancy Osborne Athletic Complex, Hawks Field, Bowlin Stadium, Pinnacle Bank Arena, the Bob Devaney Sports Center and the Nebraska Soccer and Tennis Complex all feature athletic medicine facilities.



SPORT PSYCHOLOGY

Continuing its commitment to complete care for all student-athletes, Nebraska has a staff of five in-house mental health providers specializing in performance psychology who work directly with student-athletes, teams and coaches. Under the leadership of Director of Sport Psychology Brianna Ward (above), the Huskers' sport psychology staff provides counseling, psychological services, mental skills training, teambuilding and leadership development services for each of Nebraska's 24 sports and more than 600 Husker student-athletes. The staff works directly with student-athletes to help them develop skills to enhance personal well-being, address mental health and train psychological skills to optimize performance.

LIFE SKILLS



MAKE A WISH VISITS



NO FILTER ECUADOR TRIP





PROACTIVE EDUCATION

The Life Skills staff provides proactive education to all incoming and returning student-athletes designed to promote responsible decision-making, enhance one's personal brand and prepare student-athletes for life after sports. Interactive presentations are delivered during summer bridge sessions, orientations and year-by-year tiered development workshops.

FINANCIAL EDUCATION

Comprehensive financial education is provided to each Nebraska student-athlete based on their year in school through the Big Red Wealth Series. Topics covered in the Big Red Wealth Series include budgeting and building credit, filing taxes, investing, retirement planning, home buying, insurance and evaluating job offers.

INDIVIDUAL MEETINGS

Every Nebraska student-athlete is assigned a Life Skills staff member who will assist with personal and career development. The meetings help each student-athlete identify a career focus and implement a plan to increase career marketability.

CAREER COMMITMENT & NETWORKING

Nebraska Life Skills organizes an annual Student-Athlete Career Fair Networking Night and other career events aimed at connecting Huskers with companies desiring competitive, hard-working, accountable candidates. Athlete Network and UNL's Handshake Link provide opportunities to explore career opportunities across the country.

COMMUNITY OUTREACH

Nebraska student-athletes readily accept the role-model challenge, collectively giving more than 2,500 hours annually to impact thousands across the state of Nebraska. Outreach events include but are not limited to hospital visits, mentoring, school assemblies, statewide rallies, Make-A-Wish, School is Cool and Husker Heroes. During the 2023-24 academic year, 396 Husker student-athletes completed at least six service projects earning spots on the coveted Tom Osborne Citizenship Team.

NO FILTER

Nebraska Athletics provides an all-expenses paid service abroad trip designed to open minds to new perspectives, change views, and make a difference beyond borders. Through partnerships with local organizations in the country traveled to, each trip has a unique and relevant education-based service project.

LEADERSHIP

Nebraska Life Skills provides student-athletes with countless opportunities to enhance leadership skills while distinguishing themselves from the competition. Student-athletes can be members of the Student-Athlete Advisory Committee, Husker Healers (Pre-Health group), Nebraska Football Road Race, Inner Circle, or N-volved. UNL offers more than 600 recognized student organizations allowing athletes to collaborate with other campus leaders for common goals.

RECOGNITION

In 2023-24, 17 Husker Men's Basketball student-athletes were named to the Tom Osborne Citizenship teams for completing a minimum of six service projects in the calendar year. A host of other recognition opportunities at the institutional, Big Ten and NCAA levels that all reflect the high ideals, character and servant leadership nurtured through community involvement also are available.

WORLD-CLASS FACILITIES



“THIS ISN'T
**REAL
LIFE.**”

3-TIME NBA CHAMPION DWAYNE WADE ON NEBRASKA'S FACILITIES



PINNACLE BANK ARENA



HAWKS FIELD



BOB DEVANEY SPORTS CENTER



BARBARA HIBNER STADIUM

NAPL

NEBRASKA ATHLETIC PERFORMANCE LAB

A ONE-OF-A-KIND RESEARCH AND TESTING FACILITY THAT PROVIDES NEBRASKA STUDENT-ATHLETES WITH THE LATEST ADVANCEMENTS IN EQUIPMENT, TRAINING TECHNIQUES AND MEDICAL TECHNOLOGY.



PHYSICAL TESTING

“ THIS FACILITY IS
UNBELIEVABLE. ”

WORLD SOCCER STAR DEMBA BA, WHO TRAINED AT THE NEBRASKA ATHLETIC PERFORMANCE LAB IN 2017.



NAPL COLLABORATING WITH COACHES



GROUNDBREAKING RESEARCH



STATE-OF-THE-ART EQUIPMENT

ATHLETIC SUCCESS

NEBRASKA WON FIVE BIG TEN TITLES IN 2023-24



2024 BIG TEN TOURNAMENT
CHAMPIONS

BASEBALL



2023 NCAA RUNNER-UP
2023 BIG TEN CHAMPIONS

VOLLEYBALL



WORLD RECORD FOR MOST ATTENDED
WOMEN'S SPORTING EVENT (92,003)



**5 NATIONAL TITLES
(2ND MOST SINCE 1970)**



FOOTBALL



2023 BIG TEN CHAMPIONS

WOMEN'S SOCCER

**2024 BIG TEN CHAMPIONS
8 NATIONAL TITLES**



MEN'S GYMNASTICS

2024 BIG TEN CHAMPIONS



MEN'S TRACK AND FIELD

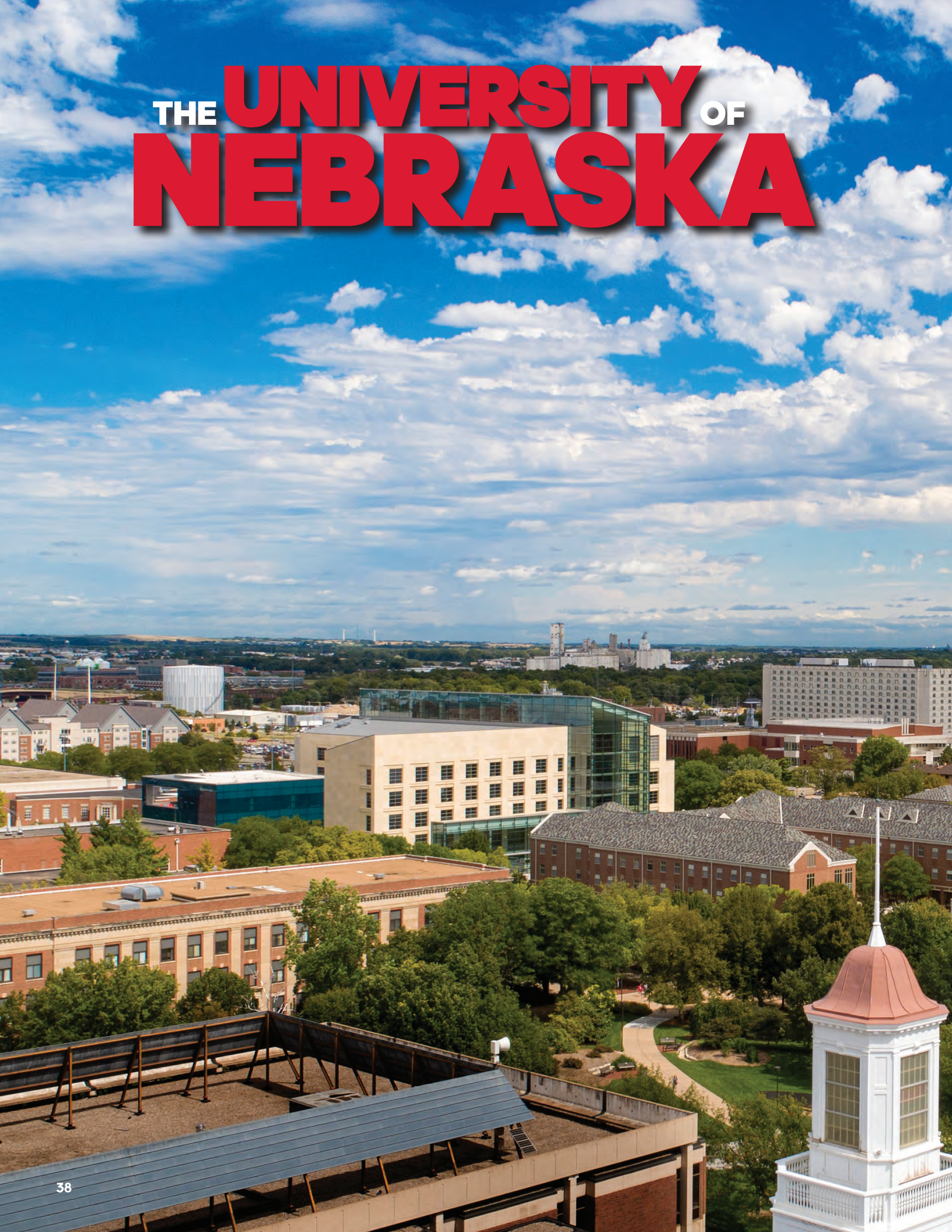
**3 INDOOR
NATIONAL TITLES
(4TH IN NCAA HISTORY)**



WOMEN'S TRACK AND FIELD



THE UNIVERSITY OF NEBRASKA





THE UNIVERSITY OF NEBRASKA

Chartered in Lincoln by the Nebraska Legislature in 1869, the University of Nebraska was expanded in 1968 into a university system now comprising four campuses under the guidance of a Board of Regents and a central administration. The flagship University of Nebraska–Lincoln is an educational institution of international stature. Nebraska is classified within the Carnegie “R1: Doctoral Universities–Highest Research Activity” category. Nebraska is also a land-grant university and a member of the Association of Public and Land-grant Universities. The university is accredited by the Higher Learning Commission.

BIG TEN ACADEMIC ALLIANCE

As a member of the Big Ten, the University of Nebraska–Lincoln is a member of the Big Ten Academic Alliance (BTAA), which is the academic consortium of the universities in the Big Ten Conference. The BTAA includes all 18 Big Ten Institutions and partners with the University of Chicago. Being in the Big Ten Academic Alliance gives Nebraska several advantages, including: access to library collections across the conference, reduced costs through tech collaborations, lower student costs on course materials through collective purchasing and licensing, and study abroad partnerships and course-sharing agreements—students can take courses across Big Ten institutions.

NATIONAL RANKINGS

- 2023 Top 100 universities worldwide in earning U.S. patents (7th straight year) (*National Academy of Inventors and Intellectual Property Owners Association*)
- 2024 Top 20 U.S. Colleges That Produce the Most Local Business Founders (*SwitchOnBusiness*)
- 2024 America’s Best Large Employers (*Forbes*)
- 2024 Best MBA Programs for Your Money (*Money*)
- 2024 Best Engineering Master’s Programs for Your Money (*Money*)
- 2024 Best Law Schools for Your Money (*Money*)
- 2023 Best Value Colleges (*The Princeton Review*)





THE UNIVERSITY OF NEBRASKA

INNOVATION CAMPUS & CITY CAMPUS

75 MASTER'S DEGREE PROGRAMS

150+ UNDERGRADUATE MAJORS

500+ STUDENT ORGANIZATIONS

23,600 TOTAL ENROLLMENT

114 COUNTRIES REPRESENTED

50 STATES REPRESENTED

200,000+ LIVING ALUMNI



CITY CAMPUS



KIEWIT HALL



MULTICULTURAL CENTER



COLLEGE OF BUSINESS



**“LINCOLN IS
CLEARLY
ON THE RISE.”**

VIA SILICON PRAIRIE NEWS

TOP 100 PLACES TO LIVE IN THE U.S.
LIVABILITY

TOP 25 BEST PLACES TO LIVE IN 2024
U.S. NEWS & WORLD REPORT

TOP 25 COLLEGE TOWNS IN 2024
COLLEGE TRANSITIONS

NO. 17 MOST BEAUTIFUL CITY IN THE USA
THE CULTURE TRIP

NO. 1 MOST CONTENT CITY
24/7 WALL STREET

**NO. 1 CITY IN BEST PLACES
FOR BUSINESS AND CAREERS**
FORBES

NO. 2 CITY IN HIGHEST QUALITY OF LIFE
HUFFINGTON POST

NO. 3 MOST LIVEABLE CITY IN THE U.S.
SMARTASSET



1 OF THE **75** LARGEST CITIES IN THE U.S.

HUSKER OLYMPIANS

NEBRASKA WAS ONE OF NINE NCAA PROGRAMS WITH MULTIPLE PLAYERS AT THE 2024 OLYMPICS



KEISEI TOMINAGA
JAPAN



TYRONN LUE
UNITED STATES ASST. COACH



JACK MCVEIGH
AUSTRALIA

2024-25 SEASON OUTLOOK



BRICE
WILLIAMS



JUWAN
GARY

N 2024-25 NEBRASKA BASKETBALL ROSTER BREAKDOWN

NUMERICAL ROSTER

No.	VL	Name	Pos.	Ht.	Wt.	Yr.	Hometown	Previous School
0		Connor Essegian	G	6-4	190	Jr.	Fort Wayne, Ind.	Wisconsin
1	**	Sam Hoiberg	G	6-0	185	Jr.	Lincoln, Neb.	Pius X HS
2		Ahron Ulis	G	6-3	190	Sr.	Chicago, Ill.	Iowa
3	*	Brice Williams	G	6-7	214	Sr.	Huntersville, N.C.	Charlotte
4	**	Juwan Gary	F	6-6	226	Sr.	Columbia, S.C.	Alabama
5		Braden Frager	F	6-7	220	Fr.	Lincoln, Neb.	Southwest HS
8	**	Jeffrey Grace III	G	6-3	200	Jr.	Elmhurst, Ill.	Arizona State
9		Berke Büyüktuncel	F	6-10	244	So.	Bursa, Türkiye	UCLA
12		Gavin Griffiths	G	6-7	193	So.	Simsbury, Conn.	Rutgers
20		Justin Bolis	F	6-8	225	So.	Lincoln, Neb.	Southeast CC
23		Andrew Morgan	F	6-10	242	Sr.	Waseca, Minn.	North Dakota State
24		Rollie Worster	G	6-5	210	Sr.	Missoula, Mont.	Utah
25		Nick Janowski	G	6-4	208	Fr.	Pewaukee, Wis.	Pewaukee HS
31	*	Cale Jacobsen	G	6-4	195	So.	Ashland, Neb.	Ashland-Greenwood HS
34		Braxton Meah	C	7-1	265	Sr.	Layton, Utah	Washington
35	*	Henry Burt	F	6-7	222	So.	Omaha, Neb.	Elkhorn South HS
51	*	Rienk Mast	F	6-10	260	Sr.	Groningen, Netherlands	Bradley

ALPHABETICAL ROSTER

No.	VL	Name	Pos.	Ht.	Wt.	Yr.	Hometown	Previous School
20		Justin Bolis	F	6-8	225	So.	Lincoln, Neb.	Southeast CC
35	*	Henry Burt	F	6-7	222	So.	Omaha, Neb.	Elkhorn South HS
9		Berke Büyüktuncel	F	6-10	244	So.	Bursa, Türkiye	UCLA
0		Connor Essegian	G	6-4	190	Jr.	Fort Wayne, Ind.	Wisconsin
5		Braden Frager	F	6-7	220	Fr.	Lincoln, Neb.	Southwest HS
4	**	Juwan Gary	F	6-6	226	Sr.	Columbia, S.C.	Alabama
8	**	Jeffrey Grace III	G	6-3	200	Jr.	Elmhurst, Ill.	Arizona State
12		Gavin Griffiths	G	6-7	193	So.	Simsbury, Conn.	Rutgers
1	**	Sam Hoiberg	G	6-0	185	Jr.	Lincoln, Neb.	Pius X HS
31	*	Cale Jacobsen	G	6-4	195	So.	Ashland, Neb.	Ashland-Greenwood HS
25		Nick Janowski	G	6-4	208	Fr.	Pewaukee, Wis.	Pewaukee HS
51	*	Rienk Mast	F	6-10	260	Sr.	Groningen, Netherlands	Bradley
34		Braxton Meah	C	7-1	265	Sr.	Layton, Utah	Washington
23		Andrew Morgan	F	6-10	242	Sr.	Waseca, Minn.	North Dakota State
2		Ahron Ulis	G	6-3	190	Sr.	Chicago, Ill.	Iowa
3	*	Brice Williams	G	6-7	214	Sr.	Huntersville, N.C.	Charlotte
24		Rollie Worster	G	6-5	210	Sr.	Missoula, Mont.	Utah

*-Letters earned

COACHES AND STAFF

HEAD COACH:

Fred Hoiberg, sixth season (Iowa State, 1995)

At Nebraska: 63-94 (five seasons)

Career college record: 178-150 (10 seasons)

ASSISTANT COACHES:

Adam Howard, third season (Western Kentucky, 2008)

Nate Loenser, fourth season (Iowa State, 2002)

Ernie Zeigler, third season (Cleary, 1994)

SUPPORT STAFF:

Director of Men's Basketball Strength & Conditioning: Kurt Joseph

Dir. of Basketball Strategies & Business Operations: Luca Virgilio

Assistant Director of Basketball Operations: Sheryl Burbach

Director of Player Development: Emmanuel Tommy

Video Coordinator: Michael Bania

Recruiting Coordinator: Pady'n Borders

Graduate Managers: Josiah Allick, Nihilo Ibarra,

Justin Moore, Triston Simpson

Athletic Trainer: Andrew McCabe

Team Nutritionist: Jake Blattner

Sports Psychologist: Heather Kiefer

NAPL Director: Matt Thome

Equipment Manager: Pat Norris

TEAM BREAKDOWN

PRONUNCIATION GUIDE

Name	Pronunciation
Josiah Allick	AL-ick
Berke Büyüktuncel	BEAR-keh buh-YOOK-toon-jell
Connor Essegian	eh-SEE-jin
Juwan Gary	Juh-WAHN
Nate Loenser	Len-zer
Rienk Mast	RINK
Braxton Meah	MEE-uh
Ahron Ulis	YOU-liss
Rollie Worster	raw-lee Wooster
Ernie Zeigler	Zig-ler

ROSTER BY SEASON (ATHLETIC ELIGIBILITY INCLUDED)

Sixth Season (3):	Juwan Gary (Sr.); Rienk Mast (Sr.);
	Brice Williams (Sr.)
Fifth Season (3):	Braxton Meah (Sr.); Ahron Ulis (Sr.);
	Rollie Worster (Sr.)
Fourth Season (3):	Jeffrey Grace III (Jr.);
	Sam Hoibeg (Jr.); Andrew Morgan (Sr.)
Third Season (3):	Henry Burt (So.);
	Connor Essegian (Jr.); Cale Jacobson (So.)



CONNOR
ESSEGIAN



GAVIN
GRIFFITHS

Second Season (3): Justin Bolis (So.),
Berke Büyüktuncel (So.), Gavin Griffiths (So.)
First Season (2): Braden Frager (Fr.), Nick Janowski (Fr.)

BY STATE/COUNTRY

United States (15)

Connecticut (1): Gavin Griffiths
Indiana (1): Connor Essegian
Illinois (2): Jeffrey Grace III; Ahron Ulis
Minnesota (1): Andrew Morgan
Montana (1): Rollie Worster
North Carolina (1): Brice Williams
Nebraska (5): Justin Bolis, Henry Burt, Braden Frager
Sam Hoiberg; Cale Jacobsen
South Carolina (1): Juwan Gary
Utah (1): Braxton Meah
Wisconsin (1): Nick Janowski

International (2)

Türkiye (1): Berke Büyüktuncel
Netherlands (1): Rienk Mast

RETURNING STARTERS (3)

(2023-24 statistics)

Name, Pos.	Exp.	G-GS	MP-Avg.	FG-FGA (FG%)	3FG-3FGA (3FG%)	FT-FTA (FT%)	Reb.-Avg.	A	TO	B	S	TP-Avg.
Brice Williams, G	1VL	34-34	1010:42-29.7	143-322 (.444)	50-129 (.388)	119-141 (.844)	186-5.5	84	61	21	37	455-13.4
Juwan Gary, F	2VL	28-20	757:21-27.0	122-245 (.498)	26-85 (.306)	55-81 (.679)	170-6.1	35	20	21	31	325-11.6
Rienk Mast, F	1VL	32-32	951:09-29.7	148-342 (.433)	42-122 (.344)	57-68 (.838)	241-7.5	95	58	16	13	395-12.3

STARTERS LOST (2)

(2023-24 statistics)

Name, Pos.	Exp.	G-GS	MP-Avg.	FG-FGA (FG%)	3FG-3FGA (3FG%)	FT-FTA (FT%)	Reb.-Avg.	A	TO	B	S	TP-Avg.
Keisei Tominaga, G	3 VL	32-32	836:11-26.1	169-363 (.466)	76-202 (.376)	70-80 (.875)	74-2.3	45	38	1	29	484-15.1
Josiah Allick, F	1 VL	33-27	785:12-23.8	83-151 (.550)	8-22 (.364)	67-104 (.644)	179-5.4	44	34	12	19	241-7.3

OTHER RETURNING LETTERWINNERS (4)

(2023-24 statistics)

Name, Pos.	Exp.	G-GS	MP-Avg.	FG-FGA (FG%)	3FG-3FGA (3FG%)	FT-FTA (FT%)	Reb.-Avg.	A	TO	B	S	TP-Avg.
#-Sam Hoiberg, G	2 VL	34-0	669:21-19.7	37-98 (.378)	15-49 (.306)	26-38 (.684)	98-2.9	59	24	3	31	115-3.4
#-Jeffrey Grace III, G	2VL	16-0	22:42-1.4	2-4 (.500)	0-1 (.000)	2-5 (.400)	3-0.2	2	1	0	0	6-0.4
#-Cale Jacobsen, G	1VL	20-0	55:19-2.8	5-10 (.500)	1-3 (.333)	3-6 (.500)	3-0.2	5	2	0	1	14-0.7
#-Henry Burt, F	1VL	7-0	09:50-1.4	1-2 (.500)	0-1 (.000)	0-2 (.000)	3-0.4	0	0	0	0	2-0.3

OTHER LETTERWINNERS LOST (5)

(2023-24 statistics)

Name, Pos.	Exp.	G-GS	MP-Avg.	FG-FGA (FG%)	3FG-3FGA (3FG%)	FT-FTA (FT%)	Reb.-Avg.	A	TO	B	S	TP-Avg.
C.J. Wilcher, G	3VL	33-2	591:36-17.9	87-193 (.451)	50-127 (.394)	31-33 (.939)	49-1.5	28	32	6	17	255-7.7
Jamarques Lawrence, G	2 VL	34-23	798:58-23.5	81-193 (.420)	36-101 (.356)	37-48 (.771)	106-3.1	86	69	1	27	235-6.9
Eli Rice, G	1 VL	17-0	170:33-10.0	19-46 (.413)	10-27 (.370)	23-32 (.719)	27-1.6	6	4	4	3	71-4.2
Jarron Coleman, G	1VL	12-0	143:53-12.0	9-36 (.250)	4-22 (.182)	7-11 (.636)	20-1.7	27	17	1	3	29-2.4
Matar Diop, F	1VL	19-0	72:12-3.8	6-12 (.500)	1-2 (.500)	3-9 (.333)	17-0.9	5	6	3	3	16-0.8

OTHER RETURNEE (1)

Name, Pos.	Yr.-Exp.	Ht.	Wt.	Hometown (Last School)	Stats/Highlights
Ahron Ulis, G	Sr.-TR	6-3	190	Chicago, Ill. (Iowa)	6.1 ppg, 2.1 apg at Iowa in 2022-23; Started 27 games in 2022-23; 8career games at Iowa career

NEWCOMERS (9)

Name, Pos.	Yr.-Exp.	Ht.	Wt.	Hometown (Last School)	Stats/Highlights
Berke Büyüktuncel, F	So.-TR	6-10	245	Bursa, Türkiye (UCLA)	UCLA transfer; 4.9 ppg, 2.7 rpg in 24 games (8 starts) in 2023-24; No. 36 in 2023 class by 247Sports
Connor Essegian, G	Jr.-TR	6-4	190	Fort Wayne, Ind. (Wisconsin)	Wis. transfer; 3.2 ppg in '23-24; 11.7 ppg, 3.7 rpg in '22-23; 2023 Big Ten All-Freshman Team
Braden Frager, F	Fr.-HS	6-7	220	Lincoln, Neb. (Southwest)	Reclassified to class of '24; 18.3 points, 7.0 rebounds, 1.2 assists and 1.2 steals at Lincoln Southwest
Gavin Griffiths, G	So.-TR	6-7	193	Simsbury, Conn. (Rutgers)	Rutgers transfer; 5.8 ppg, 2.2 rpg in '23-24; Top-50 recruit in class of 2023 (24.6 ppg, 12 rpg) as senior
Nick Janowski, G	Fr.-HS	6-4	208	Pewaukee, Wis. (Pewaukee)	Consensus top-150 player; 2x all state who averaged 30.8 ppg, 8.2 rpg and 4.4 apg in 2023-24
Braxton Meah, C	Sr.-TR	7-1	265	Layton, Utah (Washington)	Two-yr. starter at Washington; 5.3 ppg on 77% shooting and 5.5 rpg; 2023 Pac 12 All-Defensive Team
Andrew Morgan, F	Sr.-TR	6-10	244	Waseca, Minn. (North Dakota St.)	Two-yr. starter at NDSU; Averged 12.9 ppg and 5.0 rpg in 2023-24
Rollie Worster, G	Sr.-TR	6-5	210	Missoula, Mont. (Utah)	Three-yr. starter at Utah; Averaged 9.9 ppg, 5.5 assists and 4.9 rpg in 2023-24 (16 games)
#-Justin Bolis, F	So.-TR	6-8	225	Lincoln, Neb. (Southeast CC)	Walk-on who averaged 15.5 ppg, 8.7 rpg at Southeast (Neb.) CC; 11 double-doubles in 2023-24

Notes: #-Walk-on student-athlete





Brice Williams had three of his five 20-point games in the postseason, including a 24-point effort against Texas A&M in the NCAA Tournament.

The Husker basketball program enjoyed a breakthrough season in 2023-24, winning 23 games, finishing third in the Big Ten Conference and reaching the NCAA Tournament for the first time since 2014.

Despite all of the success, it was the final chapter - a 98-83 loss to Texas A&M in the NCAA Tournament - that has provided motivation for the 2024-25 Huskers throughout the offseason. Last year's NCAA Tournament was a new experience for nearly the entire roster, and the Huskers hope the lessons learned can pay dividends this year.

"It is such a different vibe. You can talk to them about it until you're blue in the face, but once you experience that, that's very valuable for your guys," Nebraska Coach Fred Hoiberg said. "Juwana was the only guy on our roster who played in the NCAA Tournament before last year. Now, having a group where the majority in our rotation have been in the tournament, they want to get back there and take this program to where it has never been."

"That's the challenge. That's the next step, that's the next progression, is to get this program where it's never been before where we can consistently get to the NCAA Tournament and winning those games in March," Hoiberg said. "I think this group has that opportunity, if we stay together, if we sacrifice and play unselfish basketball."

The Huskers welcome back three starters - Brice Williams, Juwana Gary and Rienk Mast - and seven letterwinners from last year's team, although Mast will miss the 2024-25 season following knee surgery.

Williams may be one of the most underrated players in the Big Ten, as he averaged 13.4 points, 5.4 rebounds and 2.5 assists per game, while shooting 40 percent from 3-point range. Gary, a two-year starter, comes back after averaging 11.6 points and 6.1 rebounds per game while guarding the top frontcourt players in the Big Ten.

The Huskers add one of the best transfer groups in the country and a pair of freshmen who could potentially

make an impact, providing Hoiberg with his deepest roster in his six seasons at Nebraska.

That group features a trio of seniors in Braxton Meah (Washington), Andrew Morgan (North Dakota State) and Rollie Worster (Utah) who have combined for over 200 career starts. In addition, the Huskers add offensive punch with Big Ten transfers Connor Essegian (Wisconsin), Berke Büyüktuncel (UCLA) and Gavin Griffiths (Rutgers).

One strength of the Huskers is their leadership and makeup, as the roster is one of the oldest in the country and features nine players who are in at least their fourth season of college basketball. That group, which includes returnees Sam Hoiberg, Ahron Ullis, Cale Jacobsen and Jeffrey Grace III along with Williams, Gary and Mast, have helped the newcomers make the transition to the Husker program a smooth one. Ullis, who started at Iowa in 2022-23, was in the program last year, but is eligible for his senior season.

"We have a lot of players that have been there, and now it's their responsibility to talk to the new players, how we get your program, about your standards, about everything that you need to do to be consistent basketball," Hoiberg said. "Juwana and Brice have really embraced that role. Those two have set the tone with their pace and their talk. We talk about how important it is to get off to a fast start in practice and how that will simulate game situations, and those two have done a really nice job with that for us."

With a deep roster, one of the biggest challenges for the Huskers will be finding roles. Hoiberg could rely on several lineups, based upon the matchup and who is riding a hot hand. NU topped the Big Ten in bench production last year, while no player averaged more than 30 minutes a game.

Hoiberg loves the competitive makeup of this group and believes it will follow the same trajectory of the past two seasons, when the Huskers were playing their best

basketball late in the season.

"I think if we just continue to get better and trust the process and grow every day and grow every game, and get better regardless of the outcome, the results take care of themselves," Hoiberg said. "For us, it's just about continuing to grow every time you step on the floor, and then your goals take care of themselves."

FRONTCOURT

Nebraska's frontcourt features a pair of returning starters in Juwana Gary and Rienk Mast, although Mast will be out for the season following knee surgery. Gary is one of the best defensive players in the Big Ten, and his versatility gives Hoiberg lineup flexibility.

Nebraska added size and experience with the additions of transfers Berke Büyüktuncel (UCLA), Andrew Morgan (North Dakota State) and Braxton Meah (Washington), all of whom are 6-foot-10 or taller. Morgan and Meah are multiple-year starters at their respective schools, while Büyüktuncel made 26 appearances at UCLA last season and brings a high level of international experience.

NU adds a pair of newcomers in freshman Braden Frager and walk-on Justin Bolis while walk-on Henry Burt rounds out the lineup. Frager reclassified to join the Huskers this season after starring at Lincoln Southwest, while Bolis is a Lincoln native who played at nearby Southeast Community College.

Gary enters his third season as a starter, and his two-way value makes him one of the most indispensable players in the Big Ten. The 6-foot-6 senior averaged a career-high 11.6 points per game on nearly 50 percent shooting from the floor and 6.1 rebounds per game while setting career highs in both 3-point and free throw percentage. He reached double figures 16 times, including a trio of 20-point games. While he has upped his scoring in each of his three college seasons, Gary is also a tenacious rebounder and defender. He totaled five double-doubles last year and ranked among the Big Ten leaders in offensive rebounds in 2023-24. His size, length and athleticism allow him to guard multiple positions, and Gary thrives at making hustle plays.

"He's one of my favorite guys I've ever coached," Hoiberg said. "He does whatever it takes to win. Juwana is not a guy that goes out there and hunts shots. He just goes out and tries to make winning basketball plays. He is one of the most versatile defenders in the country and is a great offensive rebounder which helps us get extra possessions."

Mast is one of the best frontcourt players in the Big Ten but will miss the 2024-25 season following offseason knee surgery. Last year, Mast earned All-Big Ten honors, as he averaged 12.3 points per game and paced the Huskers in rebounds (7.5 rpg) and assists (3.0 apg). The 6-foot-10 forward ranked in the top 15 in both assists and rebounds per game while his six double-doubles were the most by a Husker since 2007-08. Mast reached double figures 20 times and showed his ability to stretch a defense by hitting 34 percent from 3-point range. His campaign was highlighted by hitting six 3-pointers as part of a career-high 34-point effort in a win over Ohio State. While he will not be on the court, Mast's leadership and communication skills will be vital in helping the younger players adapt to the Big Ten.

"Rienk was such a big part in our success last year, leading us in rebounds and assists while averaging over

12 points per game. We could play through him and that opened up our offense.” Hoiberg said. “Although he won’t be on the court this season, Rienk can still make a big impact in our program. He is such a good communicator and has worked with our bigs in helping them learn our system because he knows it so well.”

Büyüktuncel brings a high level of both international and Division I experience, as the UCLA transfer will play a significant role in the Husker frontcourt this season. The 6-foot-10 forward played in 26 games, including eight starts, as a true freshman at UCLA in 2023-24 despite not being eligible until late November. Büyüktuncel started in his college debut against No. 4 Marquette in the Maui Invitational and finished the year averaging 4.9 points and 2.7 rebounds, including a pair of double-figure games. He comes off a strong performance at the European U20 Championships, averaging 12.0 points on 51 percent shooting, 7.7 rebounds, 1.3 blocks and 1.3 steals per game. He shot 54 percent from 3-point range in the tournament, including a 5-of-5 effort against Israel. He missed the summer competing for his national team but has impressed the coaches during fall workouts with his skill level and high basketball IQ. Büyüktuncel can guard multiple positions and create mismatches with his skill set.

“Berke is as talented as anybody that we have on our roster,” Hoiberg said. “He’s got good length and is a tremendous passer and can knock down shots. We can initiate offense through him, similar to Rienk (Mast) and Derrick (Walker). He can play a number of spots in our lineup and could even use a smaller lineup with him at the five spot.”

Meah gives the Huskers an elite rim protector and an inside threat as he joins the Huskers after spending the last two seasons at Washington. At 7-foot-1 and 250 pounds, Meah played in all 32 games for the Huskies last

season and averaged 5.3 points and 5.3 rebounds per game, as he paced the Huskies in field goal percentage (.770) and blocked shots (27) despite playing through injuries. The Husker coaches believe that Meah will recapture his 2022-23 form when he averaged 8.8 points on 71 percent shooting and 7.2 rebounds per game. That season, he was named to the Pac-12 all-defensive team, as he ranked in the top 10 in the conference in both blocked shots (fifth) and rebounding (seventh). Meah’s size and finishing ability around the basket puts pressure on opposing defenses which should give NU’s shooters some room on the perimeter.

“Braxton gives us a rim protector that we haven’t had here,” Hoiberg said. “He puts pressure on the rim, as he can get behind a defense and finish with authority. He sets solid screens which are tough to get around and has done a really good job of making the right read in getting into the paint or spraying out to a shooter.”

Morgan joins the Husker roster after spending the last three seasons at North Dakota State and provides size, skill and experience to the Husker frontcourt. The Waseca, Minn., native averaged 12.9 points on 56 percent shooting and 5.0 rebounds per game last season, earning second-team All-Summit League accolades. A 6-foot-10 forward, Morgan totaled 22 double-figure games, including a season-high 31 points against Kansas City, and recorded a pair of double-doubles in 2023-24. A two-year starter for the Bison, Morgan can finish inside or step out to beyond the 3-point line to create mismatches, as he shot 36 percent from 3-point range last year. Morgan is a physical forward who should be well suited to the physicality of the Big Ten.

“Andrew is a physical player with a skillset that works well in our system” Hoiberg said. “He has excellent footwork around the basket, and we can run offense through the elbow or create isolations to take advantage

of mismatches for him.”

Fragar is an intriguing prospect, as the 6-foot-7 forward reclassified into the class of 2024 before arriving on campus this summer. He averaged 18.3 points and 7.0 rebounds per game as a junior despite playing with a wrist injury that required offseason surgery and limited his work for most of the summer. Frager totaled 20-or-more points in six of his final eight contests, including a school-record 39-point performance at Kearney. An outstanding athlete who is a capable scorer at all three levels, Frager has the potential to contribute early in his Husker career.

“Braden has worked diligently with (strength coach) Kurt Joseph and has put on a lot of size since arriving earlier in the summer,” Hoiberg said. “He’s always been explosive and now his body is beginning to fill out. Sometimes, we forget he is just 17 years old and should be in high school, but he has a Big Ten body and is shooting it really well. He has a bright future in this program.”

Bolis walked on to the team after spending last season at nearby Southeast Community College. The 6-foot-8 forward averaged 15.5 points and 8.7 rebounds per game while recording 11 double-doubles during his freshman campaign. A Lincoln High product, Bolis has made significant improvements since arriving on campus in the summer and will provide front court depth.

Burt returns for his third season with the Huskers after walking on to the program. He saw action in seven games as a redshirt freshman and tallied two points and three rebounds in 10 minutes. Burt is a valuable member of the scout team and gives NU size and depth in the frontcourt.

BACKCOURT

The Huskers will have a new-look in the backcourt, as Keisei Tominaga and C.J. Wilcher finished three-year runs as Huskers. Nebraska’s backcourt is highlighted by the return of All-Big Ten candidate Brice Williams, who can play anywhere in the backcourt. NU also returns Sam Hoiberg, who played in every game last season along with walk-ons Jeffrey Grace III and Cale Jacobsen. Iowa transfer Ahron Ullis is eligible after sitting out last year, as he started for the Hawkeyes in 2022-23. The Huskers added Big Ten experience with transfers Connor Essegian (Wisconsin) and Gavin Griffiths (Rutgers). In addition, Rollie Worster (Utah) was a three-year starter at Utah, while the Huskers add freshman Nick Janowski, who was a top-150 recruit in the class of 2024.

Williams gives the Huskers the luxury of having one of the Big Ten’s top returning scorers entering the 2024-25 season. The 6-foot-7 senior guard averaged 13.4 points, 5.5 rebounds and 2.5 assists per game, as he ranked in the top three of the team in all three categories in his first season as a Husker. Williams is a three-level scorer who shot nearly 40 percent from 3-point range last year and shot 84 percent while getting to the foul line a team-high 141 times. While he is a natural on the wing, his versatility was evident, as Williams played point guard and showed the ability to guard multiple positions and be a natural facilitator. That move helped Nebraska excel defensively with a large lineup, as he has good positional size. He was at his best during the Huskers’ postseason run, recording three of his five 20-point games and averaged 23.3 ppg on 50 percent shooting. The Husker coaches believe that could be a springboard to an



Juwan Gary averaged 11.6 points and 6.1 rebounds per game while setting career bests in scoring average, 3-point percentage and 3-point percentage. Gary has played in three NCAA Tournaments in his career, including a Sweet 16 at Alabama in 2021.



Rollie Wooster and Ahron Ulis give the Huskers two experienced options at point guard. Worster averaged 9.9 points, 5.5 assists and 4.9 rebounds a game at Utah last season, while Ulis averaged 6.1 points and 2.1 assists in 32 games at Iowa in 2022-23.

outstanding 2024-25 campaign.

"I've been impressed with Brice's overall pace and demeanor," Hoiberg said. "We shifted Brice from playing the three or four at Charlotte to putting the ball in his hands last year, and he gained a lot of confidence, and I think that is going to benefit him not only for this year, but as a professional. He's a two-way player with outstanding positional size and skill level and shot nearly 40 percent from 3-point range. I'm looking to Brice to be a leader on this team, a consistent leader whatever's happening on the floor. And he's got a chance to have a heck of a year."

Hoiberg has been a valuable role player over the past two seasons and gives the Huskers another experienced backcourt performer. Last season, he averaged 3.4 points, 2.9 rebounds and 1.7 assists per game while posting a team-best 2.5-to-1 assist-to-turnover ratio. While he was second on the team in steals, Hoiberg excels at the intangibles and has shown an uncanny knack to provide an immediate spark with his hustle, most notably against Purdue when he had seven points in a 13-0 run to help knock off the No. 1 team in the nation. Hoiberg is also a capable shooter, and his poise, competitiveness and toughness will find him a spot in the rotation.

"Sam has been in a lot of big games for our team over the past two seasons," Hoiberg said. "He knows our system as well as anyone in our program and excels in his role. Last year, he became more of a distributor for us and led the team in assist-to-turnover ratio. Most importantly, he brings a lot of toughness and grit and provides a spark when we need it."

After a year of waiting, the Husker coaches are excited to see Ulis back on the court. Ulis brings extensive Big Ten experience to the Husker backcourt, as he helped the Hawkeyes to three straight NCAA appearances before transferring to Nebraska prior to last season. In his last year of action, Ulis made 27 starts at point guard and averaged 6.1 points and 2.1 assists per game in 2022-23. A solid defender, Ulis has a career 2-to-1 assist-to-turnover ratio and has worked hard to improve his shooting, a development which will help his all-around game.

"I've been impressed with Ahron. He's been very vocal and trying to be a leader when things get tough out there," Hoiberg said. "He plays with incredible pace. That is the thing I've been most impressed with. He hits

the outlet on the floor as fast as anyone we've had, and that is how we want to play. He has great experience in this league starting for a team that made the NCAA Tournament, and Ahron has a great feel for the game."

Worster fills a crucial role for Nebraska, as he brings four years of starting experience, including three at the power conference level. Worster was a three-year starter at Utah who averaged 9.9 points, 5.5 assists and 4.9 rebounds per game in 16 games before missing the rest of the season with an injury. He ranked third in the Pac-12 in assists (5.5 apg) and led the conference in assist-to-turnover ratio (2.93-to-1) and guided Utah to a 12-4 mark before his injury. Worster ranked among the Pac-12 leaders in both categories in 2022-23, when he averaged 5.0 assists per game and was second in the Pac-12 in assist-to-turnover ratio. At 6-foot-5, he is also a physical guard who can rebound and can use his size and strength to help create mismatches.

"The thing I was most impressed with about Rollie and after talking to people that coached against him is how much of a winner he is," Hoiberg said. "It's not necessarily that he's going to score 20 or have 15 assists, but he does whatever it takes to win and that is what I've seen since he's been here. He's tough. He's gritty. He rebounds at a high level for his position and takes care of the ball."

Essegian is a familiar name to Husker fans, as he comes to Lincoln after spending the last two seasons at Big Ten rival Wisconsin. The 6-foot-4 guard appeared in 30 games last season and had a pair of double-figure efforts, including a season-high 15-point effort at Rutgers. As a freshman, he was on the Big Ten All-Freshman team when he averaged 11.7 points and 3.7 rebounds per game. He led UW in scoring in Big Ten play and set a freshman record with 69 3-pointers while shooting 36 percent from beyond the arc. He spent part of the summer with the Armenian National Team, averaging 13.0 points and 5.5 rebounds per game as Armenia won the LA International Cup Title. Essegian's skillset and experience should help him thrive in Nebraska's offense.

"Connor will be a very important piece for us," Hoiberg said. "He's got an unbelievably quick release and is good on dribble handoffs and using screens. He's had success in this league, and he has a very level-headed approach to things. He's a great locker room guy and is

someone who can give us leadership and knows what playing in the Big Ten is all about."

Griffiths is another guard with Big Ten experience, as he spent his freshman season at Rutgers. A former top-50 recruit in the 2023 class, Griffiths appeared in all 32 contests for the Scarlet Knights in 2023-24, averaging 5.8 points and 2.2 rebounds per game. He was second on the team in 3-pointers (31) and blocked shots (13), as he ranked third among all Big Ten freshmen in 3-pointers. He became a significant part of the rotation later in the year, averaging 11.3 points and 3.5 rebounds per game over Rutgers' final four games while shooting 38 percent from 3-point range. At 6-foot-7, he has good positional size and athleticism and could see time at several spots on the floor.

"I knew Gavin could shoot, but his athleticism has been off the charts," Hoiberg said. "He doesn't back down from anybody, is in the gym all the time and has a lot of raw talent and ability. He's still young and when you learn from a great coach like Steve Pikiell, you get some of those learning curve situations out of the way. His shot selection is something that we talked to him a lot about taking the right shots. Early on last year, he took some really, really tough ones, but then at the end of the year, he figured it out and shot almost 40 percent over the last month in the season. I think he is primed for a really nice year."

Jacobsen provided backcourt depth, as he played in 20 contests as a redshirt freshman in 2023-24. The 6-foot-4 guard was used as a situational sub during conference play, where the staff utilized his athleticism and size. He has earned the coaching staff's trust and provides a physical guard who understands his role.

Grace is in his third season at Nebraska, as he played in 16 games, including seven Big Ten contests, in 2023-24. A walk-on who originally began his career at Arizona State, Grace understands his role and pushes his teammates in practice on the scout team. He also excels outside the classroom, as a two-time Academic All-Big Ten pick. Grace was one of 20 Huskers to take a service trip to Ecuador in August of 2024.

Janowski was a prolific scorer at Pewaukee High School, as the four-star recruit averaged 30.8 points, 8.2 rebounds and 4.4 assists per season. A four-star recruit, he was listed among the top 125 seniors by 247Sports and Rivals.com and was ranked among the top 25 shooting guards by nearly every major recruiting service. A four-year starter, he totaled 2,297 career points and helped Pewaukee to three state titles, a runner-up finish and a 106-14 combined record. Janowski is a prolific shooter who shot 44 percent from long range in high school with nearly 300 3-pointers, and his shooting gives him an opportunity to garner early playing time.

"I've been happy with the progress Nick has made," Hoiberg said. "He had some struggles that you see from all freshmen when they get to campus, but he's been really good since we started fall workouts. Nick has been playing point guard for us behind Rollie and Ahron but can also play off the ball, and I'm confident he can score as he was one of the leading scorers in Wisconsin high school history. He's got a really bright future for us."

▶ Nebraska enters the 2024-25 season coming off one of its most successful seasons in program history. The Huskers went 23-11 in 2023-24 and tied for third in the Big Ten standings before reaching the NCAA Tournament for the first time since 2013-14. The Huskers' 23 wins were the most since setting a school-record with 26 wins in 1990-91, while NU's 12 conference wins also ranked second in school history.

Most Single-Season Wins in School History

No.	Wins	Year
1.	26	1990-91
2.	23	2023-24
3.	22	2017-18
	22	1982-83; 1977-78; 1919-20

▶ Nebraska has improved its win total in each of the past three seasons under Coach Fred Hoiberg, culminating in a 23-win season in 2023-24. If Nebraska can improve its win total in 2024-25, it would be the first time since a four-year stretch between 1945-46 and 1948-49 that Nebraska has increased its win total in four consecutive seasons.

Most Consecutive Years Improving Win Totals

No.	No. of Seasons	Years
1.	5	1901-02 to 1905-06
2.	4	1945-46 to 1948-49
3.	3	2021-22 to 2023-24
	3	1910-11 to 1912-13
	3	1963-64 to 1965-66

▶ Over the past two seasons, NU has won 21 conference games, the highest two-year total since the 1965-66 and 1966-67 teams won 22 conference tilts. The last two seasons under Fred Hoiberg mark just the fourth time in school history that Nebraska has won 20 or more conference games in a two-year span.

▶ Nebraska was one of 24 teams nationally that finished in the top 50 both in offensive and defensive efficiency in KenPom. NU was one of four Big Ten programs to accomplish that in 2023-24, joining Purdue, Wisconsin and Michigan State. It marked the first time that Nebraska has been ranked in the top 50 in both offensive and defensive efficiency in the KenPom era (1996-97).

▶ Nebraska made its biggest jump on the offensive end in 2023-24, averaging 77.7 points per game. It is an increase of nearly nine points per game from the 2022-23 campaign and NU's highest scoring average since 1995-96 (80.2 ppg). NU climbed from 149th to 32nd nationally in offensive efficiency in KenPom. Prior to last season, NU's highest average since joining the Big Ten was 73.3 ppg in 2021-22. The Huskers are 25-8 under Fred Hoiberg when scoring at least 80 points, including 20-5 over the last three seasons.

Offensive Improvement in 2023-24

Category	22-23	23-24
Record	16-16	23-11
Points per Game	68.0	77.7
FG Pct.	.457	.452
3-Pt Pct.	.326	.357
FT Pct.	.641	.760
3 Pt/Gam	6.7	9.4
KenPom Effic.	149th	32nd

▶ NU led the Big Ten and finished 26th nationally with 9.4 3-pointers per game. Nebraska set a school record with 319 3-pointers, shattering the previous mark of 270 set in 2018-19. NU's 9.4 3-pointers per game was the program's highest average since setting a school mark with 9.5 3-pointers per game in 2001-02. A Hoiberg-coached team has led its conference in 3-pointers per game five times in 10 years, while three of the four highest per game totals have come during Hoiberg's tenure at Nebraska.

Most 3-Pointers Per Game in School History

No.	3Pt./GM	Year	3Pt.	Att.
1.	9.54	2001-02	267	729
2.	9.38	2023-24	319	893
3.	8.44	2020-21	228	684
4.	7.91	2019-20	253	796

▶ Senior guard Brice Williams emerged as a go-to scorer during the Huskers' postseason run last season, averaging 23.3 points during the Big Ten and NCAA Tournaments. He had more 20-point games in the postseason (three) than during the regular season (two).

That continues Williams' trend of playing his best basketball under the brightest lights, as he is averaging 16.6 points in nine career postseason games (conference tournaments,

2023 CBI and 2024 NCAA), well above his career scoring average of 10.3 points per game. Over the last two years, that number jumps to 18.5 ppg after his 24-point effort in the NCAA Tournament against Texas A&M.

Tracking Williams' 2023-24 Stats

Games	PPG	RPG	APG	FG Pct.	3Pt Pct.	FT Pct.
Regular Season	12.4	5.6	2.5	.436	.377	.835
Postseason	23.3	4.3	2.7	.500	.467	.885

▶ Williams is Nebraska's leading returning scorer at 13.4 points per game, while also averaging 5.5 rebounds and 2.6 assists per game. He ranked second in scoring, 3-point percentage (.388) and steals (1.1 spg) and third in both rebounds and assists per game in 2023-24. Williams' 13.4 points per game average is the highest by any Husker returnee in Fred Hoiberg's six seasons and the most since James Palmer averaged 17.2 ppg in 2017-18. Of the 14 returnees who have averaged double-figures in the Big Ten era (2011-12 to present), three of the top-10 are members of the Huskers' 2024-25 roster.

Nebraska's Double-Figure Returnees (Big Ten era)

No.	Player (Year)	PPG
1.	Terran Petteway (2013-14)	18.1
2.	James Palmer Jr. (2018-19)	17.2
3.	Shavon Shields (2014-15)	15.4
4.	Brice Williams (2023-24)	13.4
5.	Keisei Tominaga (2022-23)	13.1
6.	Glynn Watson Jr. (2016-17)	13.0
7.	Isaac Copeland (2018-19)	12.9
8.	Shavon Shields (2013-14)	12.8
9.	Rienk Mast (2023-24)	12.3
10.	Juwan Gary (2023-24)	11.6

▶ One player who could make a big jump in 2024-25 is senior Juwan Gary. Under Fred Hoiberg, the other seniors who were third-year players made significant jumps in their final year at Nebraska, as Keisei Tominaga and Derrick Walker both earned All-Big Ten honors in their third year at Nebraska after transferring into the program.

Last season, Gary averaged a career-best 11.6 points per game on nearly 50 percent from the floor. He tallied 16 double-doubles after posting 20 during his first four collegiate seasons. Gary was second on the team in rebounding at 6.1 rpg.

Potential Third-Year Leap

Player	Year 1	Year 2	Year 3
Juwan Gary	9.5	11.6	TBD
Keisei Tominaga	5.7	13.1	15.1
Derrick Walker	5.9	9.5	13.6

▶ The Huskers finished with an 18-1 record inside Pinnacle Bank Arena in 2023-24, setting a single-season mark for home wins in a season. The .947 mark was NU's best home mark by winning percentage since 1965-66 when NU went 11-0 at home. NU went a perfect 10-0 at home in Big Ten Conference play, marking the third time NU has posted an unblemished home conference mark since World War II (also 1965-66, 2017-18). The other seasons with a perfect conference record were between 1908 and 1921.

Best Home Record by Percentage (Min. 10 games)

No.	Pct	Record	Season
1.	1.000	11-0	1965-66
	1.000	10-0	1920-21
	1.000	10-0	1912-13
4.	.947	18-1	2023-24
5.	.944	17-1	1982-83

▶ Nebraska loaded up in the transfer portal, adding six Division I transfers in the offseason, including five from power conference programs. In addition, the Huskers regain the services of Iowa transfer Ahron Ulis, who sat out the 2023-24 season. In all, the seven newcomer transfers have combined for nearly 3,500 points and over 1,750 rebounds and 750 assists in their collegiate careers.

Husker Transfer Additions

Player	Previous Schools	GP	Starts	Points	Rebounds	Assists
Büyüktuncel	UCLA	26	8	118	65	11
Essegian	Wisconsin	68	19	515	158	34
Griffiths	Rutgers	32	3	185	71	20
Meah	Washington/Fresno St.	118	47	577	515	32
Morgan	North Dakota St.	85	59	860	402	77
Worster	Utah/Utah State	103	101	890	408	425
Ulis*	Iowa	84	27	333	134	160
Total		516	264	3,478	1,753	759

*-Sat out 2023-24 season

N 2024-25 NEBRASKA BASKETBALL BASKETBALL SCHEDULE

OUTLOOK

Date	Opponent	Location	Television/Internet	Time (Central)
Sun., Oct. 13	Red/White Scrimmage	Lincoln, Neb. (Bob Devaney Sports Center)	-	2 p.m.
Sun., Oct. 27	Grand Valley State (Exhibition)	Lincoln, Neb. (Pinnacle Bank Arena)	B1G+	1 p.m.
Mon., Nov. 4	UT Rio Grande Valley	Lincoln, Neb. (Pinnacle Bank Arena)	B1G+	7 p.m.
Sat., Nov. 9	Bethune Cookman	Lincoln, Neb. (Pinnacle Bank Arena)	B1G+	7 p.m.
Wed., Nov. 13	FDU	Lincoln, Neb. (Pinnacle Bank Arena)	B1G+	7 p.m.
Sun., Nov. 17	vs. Saint Mary's	Sioux Falls, S.D. (Sanford Pentagon)	BTN	Noon
Fri., Nov. 22	at Creighton	Omaha, Neb. (CHI Health Center)	FS1	7 p.m.
Wed., Nov. 27	South Dakota	Lincoln, Neb. (Pinnacle Bank Arena)	BTN	5:30 p.m.
Sun., Dec. 1	North Florida	Lincoln, Neb. (Pinnacle Bank Arena)	BTN	3 p.m.
Sat., Dec 7	at Michigan State *	East Lansing, Mich. (Breslin Center)	BTN	11 a.m.
Fri., Dec. 13	Indiana *	Lincoln, Neb. (Pinnacle Bank Arena)	FOX	7 p.m.
HAWAIIAN AIRLINES DIAMOND HEAD CLASSIC				
Sun., Dec. 22	vs. Murray State	Honolulu, Hawaii (Stan Sheriff Center)	ESPN2	8 p.m.
Mon., Dec. 23	vs. Hawai'i/Charlotte	Honolulu, Hawaii (Stan Sheriff Center)	ESPN2	10:30p.m./12:30 a.m. on 12/24
Wed., Dec. 25	vs. TBA	Honolulu, Hawaii (Stan Sheriff Center)	TBD	TBD
Mon., Dec. 30	Southern	Lincoln, Neb. (Pinnacle Bank Arena)	BTN	8 p.m.
Sat., Jan. 4	UCLA *	Lincoln, Neb. (Pinnacle Bank Arena)	FOX	1 p.m.
Tues., Jan. 7	at Iowa *	Iowa City, Iowa (Carver-Hawkeye Arena)	Peacock	7 p.m.
Sun., Jan. 12	at Purdue *	West Lafayette, Ind. (Mackey Arena)	BTN	11 a.m.
Thurs., Jan. 16	Rutgers *	Lincoln, Neb. (Pinnacle Bank Arena)	FS1	8 p.m.
Sun., Jan. 19	at Maryland *	College Park, Md. (XFINITY Center)	BTN	11 a.m.
Wed., Jan. 22	USC *	Lincoln, Neb. (Pinnacle Bank Arena)	BTN	8 p.m.
Sun., Jan. 26	at Wisconsin *	Madison, Wis. (Kohl Center)	BTN	Noon
Thurs., Jan. 30	Illinois *	Lincoln, Neb. (Pinnacle Bank Arena)	FS1	7:30 p.m.
Sun., Feb. 2	at Oregon *	Eugene, Ore. (Matthew Knight Arena)	BTN	6:30 p.m.
Wed., Feb. 5	at Washington *	Seattle, Wash. (Alaska Airlines Arena)	BTN	9:30 p.m.
Sun., Feb. 9	Ohio State *	Lincoln, Neb. (Pinnacle Bank Arena)	BTN	1 p.m.
Thurs., Feb. 13	Maryland *	Lincoln, Neb. (Pinnacle Bank Arena)	BTN	7:30 p.m.
Sun., Feb. 16	at Northwestern *	Evanston, Ill. (Welsh Ryan Arena)	BTN	2 p.m.
Wed., Feb. 19	at Penn State *	University Park, Pa. (Bryce Jordan Center)	BTN	5:30 p.m.
Mon., Feb. 24	Michigan *	Lincoln, Neb. (Pinnacle Bank Arena)	FS1	7 p.m.
Sat., March 1	Minnesota *	Lincoln, Neb. (Pinnacle Bank Arena)	BTN	1 p.m.
Tues., March 4	at Ohio State *	Columbus, Ohio (Schottenstein Center)	Peacock	8 p.m.
Sun., March 9	Iowa *	Lincoln, Neb. (Pinnacle Bank Arena)	FOX	11:30 a.m.
BIG TEN TOURNAMENT				
Wed., March 12	Big Ten Tournament First Round	Indianapolis, Ind. (Gainbridge Fieldhouse)	Peacock	2:30/5:30/8 p.m.
Thurs., March 13	Big Ten Tournament Second Round	Indianapolis, Ind. (Gainbridge Fieldhouse)	BTN	11 a.m./1:30/5:30/8 p.m.
Fri., March 14	Big Ten Tournament Quarterfinals	Indianapolis, Ind. (Gainbridge Fieldhouse)	BTN	11 a.m./1:30/5:30/8 p.m.
Sat., March 15	Big Ten Tournament Semifinals	Indianapolis, Ind. (Gainbridge Fieldhouse)	CBS	Noon/2:30 p.m.
Sun., March 16	Big Ten Tournament Championship	Indianapolis, Ind. (Gainbridge Fieldhouse)	CBS	2:30 p.m.
NCAA TOURNAMENT				
Tues.-Wed., March 18-19	NCAA First Four	Dayton, Ohio (UD Arena)	TruTV	TBA
Thurs.-Fri., March 20-21	NCAA First Round	Various Sites	CBS/TNT/TBS/TruTV	TBA
Sat.-Sun., March 22-23	NCAA First Round	Various Sites	CBS/TNT/TBS/TruTV	TBA
Thurs.-Fri., March 27-28	NCAA Sweet 16	Various Sites	CBS/TBS	TBA
Sat.-Sun., March 29-30	NCAA Elite Eight	Various Sites	CBS/TBS	TBA
Sat., April 5	NCAA Final Four	San Antonio, Texas (San Antonio, Texas)	CBS	TBA
Mon., April 7	National Championship Game	San Antonio, Texas (San Antonio, Texas)	CBS	TBA

Schedule as of Oct. 9, 2024; **Home games** in red and bold; All times listed are Central; *-Big Ten games; All games carried on the Playfly Huskers Radio Network, on Huskers.com and on the official Huskers app.



The 2025 Big Ten Tournament will take place at the Gainbridge Fieldhouse (left) in Indianapolis while the Alamodome in San Antonio will host the 2025 NCAA Men's Final Four.

2024-25
HUSKERS



BRICE
WILLIAMS



JUWAN GARY

#4

FORWARD | 6-6 | 226 | SENIOR

HOMETOWN: COLUMBIA, S.C.
 PREVIOUS SCHOOL: ALABAMA

• Tom Osborne Citizenship Team (2023, 2024)

2024-25 HUSKERS

2024-25 (OUTLOOK)

Juwan (pronounced Juh-WAHN) Gary is the heart and soul of the Husker attack. The 6-foot-6 senior forward is a two-year starter for the Huskers and takes pride in doing the unglamorous things that make teams successful. A tenacious defender and rebounder, Gary made strides offensively, as he averaged a career-high 11.6 points per game on nearly 50 percent shooting from the floor while setting career highs in both 3-point and free throw percentage. After being limited in the summer of 2023 following shoulder surgery, Gary worked extensively on his skillset in the offseason and the results showed during summer workouts. While he has worked to improve on the offensive end, his defensive versatility and athleticism are his calling card. He can guard multiple positions and played a significant role in NU being ranked in the top 20 nationally in effective field goal percentage defense in 2024. A former top-100 recruit who began his career at Alabama, he is a strong candidate for the Big Ten All-Defensive Team in 2024-25.

CAREER HIGHS (INCLUDES ALABAMA)	
Points	22, Minnesota (2/25/24)
Rebounds	18, at Kansas State (12/17/23)
Field Goals	8, Two times (last, 12/10/23)
Free Throws	6, vs. Houston (12/11/21)
3-point FG	4, Minnesota (2/25/24)
Assists	4, South Carolina State (12/29/23)
Steals	4, at Kansas State (12/17/22)
Blocks	4, South Carolina State (12/29/23)
Minutes	37, Iowa (12/29/22)

2023-24 (JUNIOR)

Gary played in 28 games, including 20 starts, and averaged 11.6 points, 6.1 rebounds and 1.3 assists per game. He was the lynchpin in the Huskers' defensive efforts, as he topped the Huskers in both blocked shots (0.8 bpg) and steals (1.1 spg). Gary made significant strides offensively, setting career bests in scoring, assists, 3-pointers, three-point percentage and free throw percentage. He reached double figures 16 times, including the first three 20-point games of his career, and tallied five double-doubles. Gary's best game of the Huskers' postseason run was an 11-point, six-rebounds performance in the Big Ten Tournament opener against Indiana.

Gary made 17 appearances, including 14 starts, in Big Ten play and averaged 11.5 points on 51 percent shooting and 5.5 rebounds per game. He missed three games with a calf injury suffered at Rutgers before returning for the stretch run. He had eight double-figure efforts, including a career-high 22 points, including four 3-pointers, and

eight rebounds in a win over Minnesota. He also had 20 points on 8-of-11 shooting along with three steals in his first start of the season in the Huskers' win over Michigan State. Gary helped propel the Huskers to a win over Rutgers in Lincoln with his final double-double of the year, as he totaled 15 points, 11 rebounds and three blocked shots. He also collected a double-double at No. 14 Illinois, finishing with 12 points, 11 boards and two steals in the overtime loss to the Illini.

Gary totaled three double-doubles in non-conference action, highlighted by a dominant performance in the win at Kansas State. He finished with a career-high 18 rebounds, including 11 offensive boards, and 13 points. Gary had 13 second-half rebounds, which nearly matched Kansas State's team total for the half. He followed it up with another double-double with 12 points and 12 caroms in a win over North Dakota. Gary missed the first three games of the season before returning to action with 19 points on 8-of-11 shooting and seven rebounds in 23 minutes against Stony Brook. He posted a double-double off the bench against Oregon State with 12 points and 10 boards, while Gary recorded his first career 20-point game against Duquesne on 7-of-10 shooting.

2022-23 (SOPHOMORE)

Gary made an immediate impact in his first year at Nebraska before suffering a season-ending injury against Illinois on Jan. 10. He started NU's first 17 contests and averaged 9.5 points, 6.5 rebounds and a team-high 1.4 steals per game while often guarding the opponent's top scoring frontcourt player. At the time of his injury, he ranked seventh in the Big Ten in steals and 15th in rebounding.

Gary reached double figures nine times in NU's first 16 games, including a season-high 18 points at Minnesota. In that game, his tip-in with 55 seconds left in OT gave the Huskers the lead for good. He quickly made his mark with 14 points and a career-high 11 boards in his Husker debut against Maine and nearly posted a double-double at St. John's with 11 boards and eight points. His best offensive stretch came late in non-conference play when he had five double-digit efforts in a six-game span. That stretch was highlighted by a 16-point, seven-rebound effort against Oklahoma and 12 points on 5-of-5 shooting and nine rebounds in 35 minutes of work in NU's 63-53 win at No. 7 Creighton. Gary also grabbed 11 rebounds and recorded a career-high four steals at Kansas State. He played a significant role in NU's home win over Iowa with 14 points and nine rebounds while limiting Kris Murray to 6-of-15 shooting as the Hawkeyes were held to a season-low 50 points.

BEFORE NEBRASKA

Gary spent three seasons at the University of Alabama playing for Head Coach Nate Oats. In 2021-22, Gary played in 29 games, including 16 starts, for an Alabama team that went 19-14 and reached the NCAA Tournament. He averaged 6.5 points per game on 51 percent shooting, along with 3.4 rebounds per game. Gary was fourth on the team in

CAREER STATS

vs. All Opponents

Year	G-GS	MP	Avg.	FG	FGA	Pct.	3FG	3FGA	Pct.	FT	FTA	Pct.	Rebounds			F-DQ	A	TO	B	S	Pts.	Avg.	
													Off.	Def	Total								
2020-21*	30-2	283	9.4	48	89	.539	1	9	.111	18	34	.529	40	45	85	2.8	40-1	5	13	12	14	115	3.8
2021-22*	29-16	453	15.6	73	142	.514	9	41	.220	33	54	.611	49	50	99	3.4	61-1	9	19	16	17	188	6.5
2022-23	17-17	502	29.5	64	147	.435	15	57	.263	18	29	.621	35	75	110	6.5	32-0	14	15	9	24	161	9.5
2023-24	28-20	757	27.0	122	245	.498	26	85	.306	55	81	.679	62	108	170	6.1	61-2	35	20	21	31	325	11.6
TOTAL	45-37	1260	28.0	186	392	.474	41	142	.289	73	110	.664	97	183	280	6.2	93-2	49	35	30	55	486	10.8
All*	104-55	1994	19.2	307	623	.493	51	192	.266	124	198	.626	186	278	464	4.5	194-4	63	66	58	86	789	7.6

*-Statistics from Alabama

vs. Big Ten Opponents

Year	G-GS	MP	Avg.	FG	FGA	Pct.	3FG	3FGA	Pct.	FT	FTA	Pct.	Rebounds			F-DQ	A	TO	B	S	Pts.	Avg.	
													Off.	Def	Total								
2022-23	6-6	179	29.8	19	44	.432	6	21	.286	5	8	.625	10	24	34	5.7	12-0	4	3	6	5	49	8.2
2023-24	17-14	484	28.5	75	148	.507	14	48	.292	32	49	.653	31	63	94	5.5	40-1	17	13	13	18	196	11.5
TOTAL	23-20	663	28.8	94	192	.490	20	69	.290	37	57	.649	41	87	128	5.6	52-1	21	16	19	23	245	10.7

blocked shots with 16. He recorded eight double-figure scoring efforts, including a season-high 19 points in wins over both Houston and at Florida. Gary also had 15 points off the bench on 7-of-8 shooting in a win over No. 4 Baylor and 10 points in the Crimson Tide's NCAA Tournament game against Notre Dame. He finished the 2021-22 season with a pair of double-doubles against Louisiana Tech (12 points, 10 rebounds) and Drake (14 points, 10 rebounds).

During the 2020-21 season, he played in 30 games, including a pair of starts for an Alabama team that went 26-7 and reached the NCAA Sweet 16. He averaged 3.8 points and 2.8 rebounds per game and played significant minutes in the Tide's postseason run. Over Alabama's final six games, he averaged 7.0 points and 4.8 rebounds per game while going 17-of-23 from the field. That included an eight-point, eight-rebound effort in 17 minutes against LSU in the SEC title game and six points and seven boards in a start against Maryland in the second round of the NCAA Tournament. Gary scored a season-high 12 points on 6-of-8 shooting and grabbed seven rebounds in 14



MISC. STATS

Category	2023-24	Career*
10+ Points	16	36
20+ Points	3	3
30+ Points	0	0
40+ Points	0	0
Double-Doubles	5	8
10+ Rebounds	5	10
10+ Assists	0	0
Led NU in Scoring	4	7
Led NU in Reb.	6	10
Led NU in Assists	0	0

*Includes Alabama

minutes off the bench against LSU.

Gary, who redshirted in 2019-20 after suffering a torn ACL, was one of the top players in the class of 2019. He was ranked No. 64 overall by ESPN and was No. 82 in the RSCI Composite. The No. 2 prospect in the state, he averaged 25 points, seven rebounds and two blocks per game for Liberty Heights charter school and Head Coach Mike Wright. He played at Gray Collegiate Academy as a sophomore and junior, leading the school to its first-ever Class 2A state title in 2018. That season, Gary was named the Class 2A Player of the Year by the South Carolina Basketball Coaches Association averaging 20.5 points, 8.3 rebounds and 1.9 steals per game. He earned second-team all-state accolades as a sophomore after he averaged 18.4 points, 6.5 rebounds and 1.8 assists per game. Gary, who played for Team United on the EYBL Circuit, took part in the USA Men's Junior National Team minicamp in 2016 and 2017.

PERSONAL

The son of Kevin and Elisha Gary, Juwan was born on Feb. 17, 2001, in Columbia, S.C.. He has one sister (Kassidy). Juwan majors in human development and family science at Nebraska.

2024-25 HUSKERS





RIENK MAST

#51

FORWARD | 6-10 | 260 | SENIOR

HOMETOWN: GRONINGEN, NETHERLANDS
PREVIOUS SCHOOL: BRADLEY

2024-25 HUSKERS

- Third-Team All-Big Ten (Coaches, 2024)
- Honorable-Mention All-Big Ten (Media, 2024)
- Netherlands Senior National Team (2023)
- First-Team Missouri Valley Conference (2023)
- First-Team NABC All-District 16 (2023)
- Second-Team Missouri Valley Conference (2022)
- Second-Team NABC All-District 16 (2022)
- Missouri Valley Conference Most Improved Team (2022)
- Missouri Valley Conference All-Freshman Team (2021)
- NABC Honors Court (2022)
- NU Scholar-Athlete Honor Roll (Fall, 2023; Spring 2024)
- Three-Time MVC Honor Roll (2020, 2021, 2022)
- Two-Time MVC Scholar-Athlete: (2022, 2023)
- MVC Commissioner's Academic Excellence Award (2021)

2024-25 (OUTLOOK)

Rienk (pronounced RINK) Mast will have a different role this season, as the All-Big Ten forward recovers following knee surgery in May. Mast was one of the centerpieces of the Husker attack last season, averaging 12.3 points per game while topping the Huskers in both rebounds (7.5 rpg) and assists (3.0 apg) while his six double-doubles were the most by a Husker since 2007-08. He will miss all of the 2024-25 season but is ahead of schedule and should be healthy for next season. Although he won't be on the court, his voice and leadership will be vital as Nebraska added a trio of transfers for the frontcourt this season.

2023-24 (JUNIOR)

Mast made an immediate impact in his first season at Nebraska, as Nebraska won 23 games and made its first NCAA Tournament appearance since 2014. He made 32 starts, averaging 12.3 points, 7.5 rebounds and 3.0 assists per game, as he topped NU in rebounds and assists and ranked third in scoring. A third-team All-Big Ten selection by the coaches, Mast ranked in the top 15 in the Big Ten in both rebounds (seventh) and assists (15th). His six double-doubles were the most by a Husker since the 2007-08 season, while he also posted 20 double-figure efforts. Mast's best effort in the postseason was a 15-point effort, including a trio of 3-pointers, against No. 13 Illinois in the Big Ten Tournament.

In Big Ten action, Mast started all 20 games, averaging 11.9 points, 6.8 rebounds and 3.1 assists per game while also shooting 34 percent from 3-point range. He posted a pair of double-doubles in conference action, highlighted by a 34-point, 10-rebound performance in a win over Ohio State. In that game, Mast hit 13-of-17 shots from the field, including a career-high six 3-pointers while also dishing out four assists and blocking a pair of shots. He collected four 20-point games, including 21 points at No. 14 Illinois and 20 points and eight rebounds in the win over No. 6 Wisconsin in Lincoln.

Mast shined in the Huskers' upset of No. 1 Purdue with 18 points - including 14 in the first half - four rebounds and three assists while holding two-time National Player of the Year Zach Edey to 15 points. Mast also grabbed 14 rebounds, dished out six assists and had eight points in the win over Michigan State to give NU its first win over the Spartans since 2016. Mast opened the season with seven straight double-figure efforts, including a 20-point, 16-rebound effort against Florida A&M, the first 20-point, 15-rebound game by a Husker since 2008. He also posted double-doubles against Rider (12 points, 13 rebounds) and Oregon State (15 points, 13 rebounds). His best performance in non-conference play was a 19-point, 12-rebound effort in a win at Kansas State. Mast played with the Netherlands National Team for the FIBA Olympic Pre-Qualifying Tournament in the summer of 2023. He played in all three games, averaging 6.0 points, 6.0 rebounds and 1.3 assists per game as he was second on the team in rebounding.

CAREER HIGHS (INCLUDES BRADLEY)

Points	34, Ohio State (1/23/24)
Rebounds	17, UIC (12/31/22)
Field Goals	13, Ohio State (1/23/24)
Free Throws	7, Two times (last, 12/17/22)
3-point FG	6, Ohio State (1/23/24)
Assists	8, Michigan (2/10/24)
Steals	3, Two times (last, 12/22/22)
Blocks	3, Two times (last, 3/3/23)
Minutes	38, Three times (last, 2/1/24)



CAREER STATS

vs. All Opponents

Year	G-GS	MP	Avg.	FG	FGA	Pct.	3FG	3FGA	Pct.	FT	FTA	Pct.	Rebounds				F-DQ	A	TO	B	S	Pts.	Avg.
													Off.	Def	Total	RPG							
2020-21*	28-19	656	23.4	93	191	.487	33	92	.359	21	29	.724	45	118	163	5.8	43-0	37	33	13	8	240	8.6
2021-22*	31-31	854	27.5	138	290	.476	27	95	.284	57	82	.695	81	180	261	8.4	54-0	44	49	29	17	360	11.6
2022-23*	29-29	833	28.7	162	313	.518	24	68	.353	53	72	.736	64	168	232	8.0	62-0	70	52	15	18	401	13.8
2023-24	32-32	956	29.9	148	342	.433	42	122	.344	57	68	.838	61	180	241	7.5	63-1	95	58	16	13	395	12.3
TOTAL	32-32	956	29.9	148	342	.433	42	122	.344	57	68	.838	61	180	241	7.5	63-1	95	58	16	13	395	12.3
All*	120-111	3299	27.5	541	1136	.476	126	377	.334	188	251	.749	251	646	897	7.5	222-1	246	192	73	56	1396	11.6

*- at Bradley

vs. Big Ten Opponents

Year	G-GS	MP	Avg.	FG	FGA	Pct.	3FG	3FGA	Pct.	FT	FTA	Pct.	Rebounds				F-DQ	A	TO	B	S	Pts.	Avg.
													Off.	Def	Total	RPG							
2023-24	20-20	620	31.0	93	220	.423	26	77	.338	26	33	.788	30	105	135	6.8	42-1	62	38	13	12	238	11.9
TOTAL	20-20	620	31.0	93	220	.423	26	77	.338	26	33	.788	30	105	135	6.8	42-1	62	38	13	12	238	11.9



BEFORE NEBRASKA

Mast spent four years at Bradley University, totaling 1,001 points and 657 rebounds in three seasons after redshirting in 2019-20 because of an injury. Last season, Mast earned first-team All-MVC honors, leading Bradley in scoring (13.8 ppg) and rebounding (8.0 rpg) while shooting 51 percent from the floor and 35 percent from 3-point range. He ranked second in the MVC in rebounding, fourth in field goal percentage and 11th in scoring, as he finished third in voting for MVC Player of the Year. Mast, who also averaged 2.4 assists per game, totaled nine double-doubles, including 14 points and 12 rebounds in Bradley's NIT loss to Wisconsin. He had a career-high 30-point effort against Northern Iowa in the MVC Tournament, one of 26 double-figure scoring efforts last season.

Mast earned third-team All-MVC and second-team NABC All-District 16 honors in 2021-22, averaging 11.6 points and 8.4 rebounds per game as he topped the conference and ranked in the top 50 nationally in rebounding. He totaled nine double-doubles and had 18 double-figure



MISC. STATS

Category	2023-24	Career*
10+ Points	20	76
20+ Points	4	12
30+ Points	1	2
40+ Points	0	0
Double-Doubles	6	26
10+ Rebounds	7	30
10+ Assists	0	0
Led NU in Scoring	6	6
Led NU in Reb.	15	15
Led NU in Assists	6	6

*Includes Bradley

contests in 2021-22. Mast had five 20-point games, including a season-high 23 points and 13 rebounds against Evansville and 20 points and 14 rebounds in a win over Indiana State to garner MVC Player of the Week. He was named to the MVC All-Freshman Team in 2020-21, as he played in 28 games and averaged 8.6 points and 5.8 rebounds per game. His year was highlighted by a 24-point, 10-rebound effort against Southern Illinois in the MVC Tournament. In that game he was 10-of-16 from the floor, including four 3-pointers.

Before coming to the United States, Mast earned all-star team honors at the 2017 FIBA European Under-16 Championship after leading the Netherlands to a second-place finish in Division B. He also served as captain a year later at the 2018 European Under-18 Championship, helping Holland to the Division B title. Mast played for Donar in the top division of the Dutch Basketball League and was named the league's Youth Player of the Year and Most Improved Player following the 2018-19 season. While at Donar, he was teammates with former Huskers Lance Jeter and Jason Dourisseau. Mast attended Topsport Talent School before coming to the United State to play collegiately.

PERSONAL

The son of Erik Mast and Willy Reinalda-Mast, Rienk was born on July 19, 2001, in Groningen, Netherlands. He has one brother (Jelte). Rienk graduated from Bradley with a degree in physics in May of 2023 and is working on a master's degree in applied science from Nebraska. Mast is a member of the Student-Athlete Advisory Committee in 2024-25.



BRICE WILLIAMS

#3

GUARD | 6-7 | 214 | SENIOR

HOMETOWN: HUNTERSVILLE, N.C.
 PREVIOUS SCHOOL: CHARLOTTE

- Second Team All-Conference USA (2023)
- College Basketball Invitational Tournament Most Valuable Player (2023)
- USBWA National Player of the Week (1/3/2023)
- Two-time Conference USA Player of the Week (1/2/23, 2/27/23)
- UNL Bronze Academic Medallion (2024)
- NU Scholar-Athlete Honor Roll (Fall, 2023)

2024-25 (OUTLOOK)

Senior Brice Williams enters the 2024-25 season poised for a breakout campaign. The 6-foot-7 guard proved he can make the leap to the power conference level, as he averaged 13.4 points, 5.5 rebounds and 2.5 assists per game, while shooting nearly 40 percent from the 3-point line. A three-level scorer with positional size, Williams was utilized in several roles in 2023-24, including as the Huskers' point guard at times when Nebraska went to a big lineup down the stretch. Nebraska's defense made significant improvement with its big lineup, as Williams was able to guard several positions with his nearly seven-foot wingspan. Nebraska Coach Fred Hoiberg believes that Williams can be an All-Big Ten performer, and will build upon his postseason success, when he averaged 23.3 ppg on 50 percent shooting in the Big Ten and NCAA Tournaments. Williams' father, Henry, was an elite scorer in college, scoring over 2,000 career points before playing overseas professionally for a decade.

2023-24 (JUNIOR)

Williams was the only Husker to start all 34 contests, averaging 13.4 points, 5.5 points, 2.5 assists and 1.1 steals per game. He was among the team leaders in most categories, ranking second on the team in scoring, steals and blocked shots and third in both rebounds and assists per game. Williams shot a team-best 39 percent from 3-point range and was seventh in the Big Ten in free throw percentage (.844). He reached double figures a team-high 25 times, including a season-high 25-point effort in the win over Oregon State. Williams shined during the Huskers' postseason run, averaging 23.3 ppg on 50 per-cent shooting, including 47 percent from 3-point range, in Nebraska's three postseason games. He topped NU with 24 points and four assists in the Huskers' NCAA

CAREER HIGHS (INCLUDES CHARLOTTE)

Points	32, UAB (3/4/23)
Rebounds	13, Rice (2/25/23)
Field Goals	12, UAB (3/4/23)
Free Throws	11, Middle Tenn. St. (12/29/22)
3-point FG	4, Three times (last, 3/15/24)
Assists	9, Purdue (1/9/24)
Steals	4, Indiana (1/3/24)
Blocks	3, Two times (last, 3/20/23)
Minutes	46, UAB (3/4/23)

2024-25 HUSKERS



CAREER STATS

vs. All Opponents

Year	G-GS	MP	Avg.	FG	FGA	Pct.	3FG	3FGA	Pct.	FT	FTA	Pct.	Rebounds			F-DQ	A	TO	B	S	Pts.	Avg.	
													Off.	Def	Total								
2019-20*	27-0	245	9.1	23	62	.371	9	30	.300	8	12	.667	5	35	40	1.5	18-0	4	11	7	6	63	2.3
2020-21*	25-14	737	29.5	86	182	.473	31	72	.431	40	57	.702	20	79	99	4.0	54-0	25	27	11	19	243	9.7
2022-23*	36-13	974	27.1	170	355	.479	58	146	.397	97	115	.843	28	162	190	5.3	48-1	43	46	13	20	495	13.8
2023-24	34-34	1013	29.8	143	322	.444	50	129	.388	119	141	.844	30	156	186	5.5	86-2	84	60	21	37	455	13.4
TOTAL	34-34	1013	29.8	143	322	.444	50	129	.388	119	141	.844	30	156	186	5.5	86-2	84	60	21	37	455	13.4
All*	122-61	2969	24.3	422	1099	.384	148	377	.393	264	325	.812	83	432	515	4.2	206-3	156	144	52	82	1256	10.3

*- at Charlotte

vs. Big Ten Opponents

Year	G-GS	MP	Avg.	FG	FGA	Pct.	3FG	3FGA	Pct.	FT	FTA	Pct.	Rebounds			F-DQ	A	TO	B	S	Pts.	Avg.	
													Off.	Def	Total								
2023-24	20-20	626	31.3	77	174	.443	27	67	.403	58	73	.795	17	96	113	5.7	57-2	51	40	9	28	239	12.0
TOTAL	20-20	626	31.3	77	174	.443	27	67	.403	58	73	.795	17	96	113	5.7	57-2	51	40	9	28	239	12.0

Tournament game against Texas A&M. He had 23 points, along with five boards and three assists in the Big Ten Tournament loss to No. 13 Illinois and 23 points, including a career-high four 3-pointers, against Indiana in the Big Ten Tournament opener. During Big Ten action, he reached double figures 13 times, including a 22-point effort with six rebounds and three steals in an overtime loss at Rutgers. He also had 18-point efforts at both Minnesota and at Indiana. He posted his first double-double as a Husker at Northwestern with 13 points and 10 boards, while his best performance in Big Ten play may have been in NU's win over No. 1 Purdue as he nearly posted a triple-double with a career-high nine assists, a season high 11 rebounds, nine points and three steals. He also keyed NU's overtime win over No. 6 Wisconsin with 17 points, including six points in OT, and nine rebounds. Williams also scored all 14 of his points in the second half against Michigan State, including a go-ahead 3-pointer with 2:10 remaining. He also nearly recorded a double-double at Kansas State with 10 points and nine boards while also totaling 17 points and nine caroms against Stony Brook.



MISC. STATS

Category	2023-24	Career*
10+ Points	25	64
20+ Points	5	17
30+ Points	0	2
40+ Points	0	0
Double-Doubles	1	5
10+ Rebounds	2	6
10+ Assists	0	0
Led NU in Scoring	6	6
Led NU in Reb.	8	8
Led NU in Assists	12	12

*-Includes Charlotte

BEFORE NEBRASKA

Williams played three seasons at Charlotte, totaling 801 points and 329 rebounds in 88 career games. He played in all 36 games for the 49ers in 2023-23, averaging a team-high 13.8 points per game as Charlotte went 22-14 and won the 2023 College Basketball Invitational. A second-team All-Conference USA pick, Williams ranked among C-USA leaders in scoring (eighth), rebounding (15th), free throw percentage (.843, fifth) and 3-pointers per game (1.6, 14th). He was named the MVP of the CBI after averaging 16.3 points, 7.8 rebounds and 3.0 assists per game in Charlotte's tournament run. He posted a pair of double-doubles in the event, including a 14-point, 11-rebound effort in the semifinals. Williams, who missed the 2021-22 season with a knee injury, was a two-time C-USA player of the Week and earned USBWA National Player of the Week in early January after averaging 31.0 points on 78 percent shooting, 5.5 rebounds and 1.5 assists per game in a pair of wins. In all, Williams had a trio of 30-point games and 23 double-figure efforts in 2022-23. He earned his second weekly honor in late February by averaging 19.5 points and 9.0 rebounds per game in wins over North Texas and Rice.

Williams saw significant action in 2020-21, averaging 9.7 points per game while shooting 47 percent from the field and 43 percent from 3-point range. He totaled 14 double-figure efforts, including a season-high 22 points on 7-of-11 shooting in a win over UAB. Williams played in 27 games as a true freshman in 2019-20 and had two double-figure games, including 11 points on 3-of-5 from 3-point range in his collegiate debut against James Madison.

He was one of the top 20 seniors in the state of North Carolina at Hopewell High School. As a senior, he was a second-team Charlotte Observer All-Mecklenburg County pick after averaging 21.2 points and 5.3 rebounds as a senior. A two-time All-District 9 and I-Meck All-Conference honoree, he totaled over 1,000 points in his high school career. He averaged 18 points per game as a junior to garner all-district and all-conference honors for the first time. He played AAU ball with Team Loaded 704 for Coach Ed Addie, winning the Adidas Classic Finale Silver Division Championship in 2018.

PERSONAL

Brice is the son of Katrina and the late Henry Williams and was born July 5, 2001 in Charlotte, N.C. He has two older siblings (Kristen and Lauren). Brice graduated from Charlotte with a degree in mass communication studies in July of 2023 and is in NU's graduate program. Williams is the first Husker basketball player from North Carolina since 2018-19 (Isaac Copeland Jr. and Thomas Allen). Brice's father, Henry, is Charlotte's all-time leading scorer with 2,383 points and had his No. 34 jersey retired in 1992. A second-round pick of the San Antonio Spurs in 1992, he played a decade overseas and was the Italian League MVP in 1995-96.



2024-25 HUSKERS



JEFFREY GRACE III

GUARD | 6-3 | 200 | JUNIOR

HOMETOWN: ELMHURST, ILL.
 PREVIOUS SCHOOL: ARIZONA STATE

- Big Ten Distinguished Scholar (2024)
- Academic All-Big Ten (2024)
- Tom Osborne Citizenship Team (2023, 2024)
- Nebraska Scholar-Athlete Honor Roll (Fall 2022, 2023; Spring 2023, 2024)
- UNL Gold Academic Medallion (2024)

2024-25 (OUTLOOK)

Jeffrey Grace III returns for his third season at Nebraska after transferring from Arizona State. The 6-foot-3 guard provides depth in the backcourt, appearing in 27 games over the last two seasons. He has been a valuable member of the scout team and stars in his role. A former AAU teammate of Sam Hoiberg, he has been a standout off the court in his time at Nebraska. Grace was a Big Ten Distinguished Scholar in 2024 and a four-time NU Scholar-Athlete Honor Roll member. Grace was one of 20 Husker student-athletes across sports to attend No Filter Life Skills trip to Ecuador in August of 2024.

2023-24 (SOPHOMORE)

Grace provided depth for the Husker backcourt, as he appeared in 16 games, including all three of NU's postseason games. He tallied six points and three rebounds in 23 minutes of action, recording baskets against both Lindenwood and Florida A&M. Grace had two points by going 2-of-2 from the line and adding a rebound in a season-high four minutes against South Carolina State. He chipped in two points and an assist in four minutes against Lindenwood. He made seven appearances in Big Ten action, mostly in spot situations. Grace got a chance to play extended minutes during NU's trip to Spain in the summer of 2023, including 15 minutes in NU's finale where he had two rebounds and a pair of steals.

2022-23 (REDSHIRT FRESHMAN)

Grace played in 11 games after transferring from Arizona State. The walk-on totaled four points and three rebounds in limited duty while also being a valuable member of the scout team. Grace scored his first collegiate points on a putback against Arkansas-Pine Bluff. He also had a pair of free throws and a rebound at Michigan.

BEFORE NEBRASKA

Grace comes to Nebraska as a walk-on after spending the 2021-22 season at Arizona

CAREER HIGHS

Points	2, Five times (last, 11/29/23)
Rebounds	1, Six times (last, 3/10/24)
Field Goals	1, Three times (last, 11/9/23)
Free Throws	2, Two times (last, 12/29/23)
3-point FG	N/A
Assists	1, Three times (last, 11/6/23)
Steals	1, at Maryland (1/28/23)
Blocks	N/A
Minutes	4:00, Lindenwood (11/6/23)

State University under Coach Bobby Hurley. Grace redshirted in his only season with the Sun Devils. A native of Elmhurst, Ill., Grace played four seasons at York High School for coaches Mike Dunn and Vince Doran. Grace was a two-time West Suburban Conference selection as a junior and senior and was an honorable-mention DuPage County selection in 2020 after averaging 11 points, five rebounds and three assists per game. He helped the team to a school-record 29 wins in 2018-19 and 28 wins in 2019-20, the best two-year run at the school in program history. Grace also played football at York High School. He was named the Male Athlete of the Year during his junior season. He played his AAU basketball with Breakaway Basketball for Coach Greg Ktistou, where he was a club teammate of Sam Hoiberg for several years.

PERSONAL

The son of the late Latonia Friend-Grace and Jeff Grace II, Jeffrey Grace III was born on Sept. 25, 2002, in Chicago. He has one older brother (Jarvis). Jeff majors in sports media and communications at Nebraska. Grace is a member of the Student-Athlete Advisory Committee in 2024-25.



CAREER STATS

vs. All Opponents

Year	G-GS	MP	Avg.	FG	FGA	Pct.	3FG	3FGA	Pct.	FT	FTA	Pct.	Rebounds			F-DQ	A	TO	B	S	Pts.	Avg.	
													Off.	Def	Total								
2022-23	11-0	12	1.1	1	2	.500	0	1	.000	2	4	.500	2	1	3	0.3	0-0	1	2	0	1	4	0.4
2023-24	16-0	23	1.4	2	4	.500	0	1	.000	2	5	.400	2	1	3	0.2	2-0	2	1	0	0	6	0.4
TOTAL	27-0	34	1.3	3	6	.500	0	2	.000	4	9	.444	4	2	6	0.2	2-0	3	3	0	1	10	0.4

vs. Big Ten Opponents

Year	G-GS	MP	Avg.	FG	FGA	Pct.	3FG	3FGA	Pct.	FT	FTA	Pct.	Rebounds			F-DQ	A	TO	B	S	Pts.	Avg.	
													Off.	Def	Total								
2022-23	7-0	8	1.1	0	0	.000	0	0	.000	2	4	.500	1	1	2	0.3	0-0	0	1	0	1	2	0.3
2023-24	7-0	5	0.8	0	0	.000	0	0	.000	0	2	.000	0	1	1	0.1	1-0	1	1	0	0	0	0.0
TOTAL	14-0	13	0.9	0	0	.000	0	0	.000	2	6	.333	1	2	3	0.2	1-0	1	2	0	1	2	0.1



SAM HOIBERG

GUARD | 6-0 | 185 | JUNIOR

HOMETOWN: LINCOLN, NEB.
 PREVIOUS SCHOOL: PIUS X HIGH SCHOOL

- CSC Academic All-District (2024)
- Big Ten Distinguished Scholar (2023, 2024)
- Academic All-Big Ten (2023, 2024)
- UNL Gold Academic Medallion (2024)
- Five-Time Nebraska Scholar-Athlete Honor Roll (Fall 2021, 2022, 2023; Spring 2022, 2024)
- Tom Osborne Citizenship Team (2023, 2024)

2024-25 (OUTLOOK)

One of the veterans of the Husker lineup, Sam Hoiberg returns after playing a significant role last season. Hoiberg was a spark off the bench, averaging 3.4 points, 2.9 rebounds and 1.7 assists per game. Hoiberg is a spark plug whose hustle plays can turn a game quickly, such as in the win over No.1 Purdue, when he had seven points in a 13-0 run to end the first half. The 6-foot guard is comfortable at the point or off the ball and gives the Huskers backcourt flexibility. Hoiberg is also a two-time Big Ten Distinguished Scholar and an academic all-district pick last season.

2023-24 (SOPHOMORE)

Hoiberg was one of three Huskers to appear in all 34 games in 2023-24, averaging 3.4 points, 2.9 rebounds and 1.7 assists per game. He posted a team-best 2.5-to-1 assist-to-turnover ratio and was second on the team in steals (31). He played in all three of the Huskers' postseason contests, tallying seven points, four rebounds, three assists and a pair of steals against No. 13 Illinois in the Big Ten Tournament. In Big Ten play, his best game came against No. 1 Purdue when he totaled nine points, including seven points in a 13-0 run to close the first half, three assists and three steals. He had four assists twice in Big Ten play, including four assists, five points and five boards at Ohio State on Feb. 29 and four assists, along with five points, in 23 minutes in the win over Indiana in Lincoln. He finished with at least five points on six occasions, including a pair of 3-pointers at Rutgers. Hoiberg led NU in scoring against Lindenwood in the season opener, matching his career high with 15 points, along with five rebounds and two assists before recording a career high four steals in 24 minutes against Florida A&M. He also had a career-high seven rebounds, along with five points and three assists in 16 minutes in the win over South Carolina State.

2022-23 (REDSHIRT FRESHMAN)

Hoiberg appeared in 21 games, averaging 4.1 points on 55 percent shooting and 1.8 rebounds per game. Over NU's final 12 contests, he averaged 6.6 points per game while

CAREER HIGHS

Points	15, Two times (last, 11/6/23)
Rebounds	7, South Carolina State (12/29/23)
Field Goals	6, at Maryland (1/28/23)
Free Throws	5, Minnesota (2/25/23)
3-point FG	3, at Maryland (1/28/23)
Assists	4, Three times (last, 2/29/24)
Steals	4, Florida A&M (11/9/23)
Blocks	1, Four times (last, 1/6/24)
Minutes	37, Maryland (2/19/23)

shooting 58 percent from the floor and 47 percent from 3-point range. Hoiberg moved into the rotation following Emmanuel Bandoumel's season-ending injury and made an immediate impact with six points and a team-high six rebounds against Northwestern. Hoiberg then poured in a career-high 15 points on 6-of-8 shooting, including 3-of-3 from 3-point range, at Maryland. He keyed NU's win against Maryland with nine points, six rebounds and two steals, including a steal and basket with 34.9 seconds left in overtime in NU's 70-66 win. He reached double figures for the second time against Minnesota with 11 points, six rebounds and two steals in 23 minutes. Hoiberg had nine points, including a pair of 3-pointers, and drew a key charge in the win at Iowa in the regular-season finale.

2021-22 (REDSHIRT)

Hoiberg redshirted in his first year at Nebraska after walking on to the team.

BEFORE NEBRASKA

Hoiberg played two seasons at Lincoln Pius X High School for Coach Brian Spicka, earning honorable-mention Class A all-state honors in both seasons. Hoiberg helped Pius X to the Class A State Tournament and an 18-4 record as a senior, averaging 14.9 points, 4.2 rebounds, 3.8 assists and 2.0 steals per game. A first-team all-city pick by the Lincoln Journal Star, Hoiberg was an honorable-mention all-state honoree by both the Omaha World-Herald and Journal Star in 2020-21. He made an immediate impact in his first season in 2019-20, averaging 14.5 points, 4.5 rebounds and 3.5 assists per game as the Thunderbolts went 16-8 and reached the district finals. For his efforts, he was a second-team all-city and first-team Heartland Athletic Conference pick. He played his sophomore season at Hinsdale (Ill.) Central and played AAU basketball with Breakaway Basketball before moving to Lincoln. Hoiberg also played golf as a senior, helping the school to a runner-up finish at the 2021 Class A State Championship. He also excelled in the classroom, earning Academic All-State accolades as a junior and senior.

PERSONAL

The son of Carol and Fred Hoiberg, Sam was born on March 21, 2003, in Chicago, Illinois. He has two brothers (Jack and Charlie) and one sister (Paige). His oldest brother, Jack, played his college ball at Michigan State and UT Arlington, while his father, Fred, played at Iowa State and spent a decade in the NBA with three franchises. Sam is majoring in sports media and communications.



MISC. STATS

Category	2023-24	Career
10+ Points	1	3
20+ Points	0	0
30+ Points	0	0
40+ Points	0	0
Double-Doubles	0	0
10+ Rebounds	0	0
10+ Assists	0	0
Led NU in Scoring	1	1
Led NU in Reb.	3	4
Led NU in Assists	4	4

2024-25 HUSKERS

CAREER STATS

vs. All Opponents

Year	G-GS	MP	Avg.	FG	FGA	Pct.	3FG	3FGA	Pct.	FT	FTA	Pct.	Rebounds			F-DQ	A	TO	B	S	Pts.	Avg.	
													Off.	Def	Total								
2022-23	21-1	266	12.7	27	49	.551	9	22	.409	23	28	.821	8	30	38	1.8	19-0	7	8	1	13	86	4.1
2023-24	34-0	669	19.7	37	98	.378	15	49	.306	26	38	.684	19	79	98	2.9	67-0	59	24	3	31	115	3.4
TOTAL	55-1	937	17.0	64	147	.435	24	71	.338	49	66	.742	27	109	136	2.5	86-0	66	32	4	44	201	3.7

vs. Big Ten Opponents

Year	G-GS	MP	Avg.	FG	FGA	Pct.	3FG	3FGA	Pct.	FT	FTA	Pct.	Rebounds			F-DQ	A	TO	B	S	Pts.	Avg.	
													Off.	Def	Total								
2022-23	15-1	241	16.1	25	45	.556	9	20	.450	23	28	.821	8	29	37	2.5	14-0	6	8	1	10	82	5.5
2023-24	20-0	411	20.6	17	51	.333	7	25	.280	19	24	.792	10	51	61	3.1	41-0	42	13	1	18	60	3.0
TOTAL	35-1	652	18.6	42	96	.438	16	45	.356	42	52	.807	18	80	98	2.8	55-0	48	21	2	28	142	4.1



HENRY BURT

#35

FORWARD | 6-7 | 222 | SOPHOMORE

HOMETOWN: OMAHA, NEB.

PREVIOUS SCHOOL: ELKHORN SOUTH HIGH SCHOOL

- Academic All-Big Ten (2024)
- UNL Bronze Academic Medallion (2024)
- Four-time Nebraska Scholar-Athlete Honor Roll (Fall 2022, 2023; Spring 2023, 2024)
- Tom Osborne Citizenship Team (2023, 2024)

2024-25 (OUTLOOK)

Sophomore Henry Burt returns for his third year on the Husker roster. The 6-foot-7 forward from Omaha saw his first collegiate action in 2023-24, appearing in seven games. Burt tallied two points and three rebounds in 10 minutes of action while adding to the Huskers' frontcourt depth. Burt was a valuable member of the scout team and



will continue that role in 2024-25. One of five Nebraska natives on the 2024-25 roster, Burt averaged 12.6 points and 6.1 rebounds per game as a senior at Elkhorn South, helping the school make its first-ever Class A state tournament appearance as a senior in 2022. Burt has been exceptional in the classroom during his time at NU, earning Academic All-Big Ten honors in 2024, and has been a member of the NU Scholar-Athlete Honor Roll in each of his four collegiate semesters as a Husker.

2023-24 (REDSHIRT FRESHMAN)

Burt saw action in seven games as a redshirt freshman and served on the Husker scout team. He tallied two points and three rebounds in 10 minutes of work on the season. He scored his first career basket against Florida A&M and grabbed rebounds against Florida A&M, Stony Brook and Michigan. He saw action in three Big Ten games but did not score. Burt played in the Huskers' final two games in Spain in the summer of 2023, including three steals in 17 minutes of work in the finale as he was limited with an ankle injury suffered the week before the trip.

2022-23 (REDSHIRT)

Burt walked on to the Husker program and redshirted in his first season at Nebraska.

BEFORE NEBRASKA

Burt joined the Husker program after helping Elkhorn South High School to a 16-9 record and the school's first-ever Class A state tournament appearance in 2022. Burt earned honorable-mention Class A all-state honors from the Omaha World-Herald and Lincoln Journal Star after averaging 12.6 points and 6.1 rebounds per game for Coach Nolan Reilly. He reached double figures 17 times, including a season-high 22 against Bellevue West, and totaled four double-doubles as a senior. A two-year letterwinner at Elkhorn South, Burt played AAU basketball with the Omaha Sports Academy and Coach Jon Burt. He also was a member of the honor roll at Elkhorn South.

PERSONAL

The son of Tom and Ashley Burt, Henry was born on April 13, 2004, in Newport Beach, Calif. He has an older sister (Maddie) and two half brothers (Wynston and Wesley). Burt majors in business administration at Nebraska.

CAREER HIGHS

Points	2, Florida A&M (11/9/23)
Rebounds	1, Three times (last, 2/10/24)
Field Goals	1, Florida A&M (11/9/23)
Free Throws	N/A
3-point FG	N/A
Assists	N/A
Steals	N/A
Blocks	N/A
Minutes	2:37, Lindenwood (11/6/23)

CAREER STATS

vs. All Opponents

Year	G-GS	MP	Avg.	FG	FGA	Pct.	3FG	3FGA	Pct.	FT	FTA	Pct.	Rebounds			RPG	F-DQ	A	TO	B	S	Pts.	Avg.
													Off.	Def	Total								
2023-24	7-0	10	1.4	1	2	.500	0	1	.000	0	2	.000	0	3	3	0.4	1-0	0	0	0	0	2	0.3
TOTAL	7-0	10	1.4	1	2	.500	0	1	.000	0	2	.000	0	3	3	0.4	1-0	0	0	0	0	2	0.3

vs. Big Ten Opponents

Year	G-GS	MP	Avg.	FG	FGA	Pct.	3FG	3FGA	Pct.	FT	FTA	Pct.	Rebounds			RPG	F-DQ	A	TO	B	S	Pts.	Avg.
													Off.	Def	Total								
2023-24	3-0	4	1.2	0	1	.000	0	1	.000	0	0	.000	0	1	1	0.3	1-0	0	0	0	0	0	0.0
TOTAL	3-0	4	1.2	0	1	.000	0	1	.000	0	0	.000	0	1	1	0.3	1-0	0	0	0	0	0	0.0

#31



CALE JACOBSEN

GUARD | 6-4 | 195 | SOPHOMORE

HOMETOWN: ASHLAND, NEB.

PREVIOUS SCHOOL: ASHLAND-GREENWOOD HIGH SCHOOL

- NABC Honors Court (2023)
- Academic All-Big Ten (2024)
- Nebraska Scholar-Athlete Honor Roll (Fall 2022; Spring 2023, 2024)
- UNL Bronze Academic Medallion (2024)
- Tom Osborne Citizenship Team (2023, 2024)

2024-25 (OUTLOOK)

Cale Jacobsen returns for his third season in the Husker program after walking on to the program prior to the 2022-23 season. The 6-foot-4 guard from nearby Ashland, Neb., played in 20 games last year off the bench, primarily as a situational sub. Jacobsen tallied 14 points, three rebounds and five assists in 55 minutes, setting season bests in points (four), rebounds (two) and minutes (13) against South Carolina State. He is one of the main cogs of the Husker scout team, as he can play a variety of positions on the court. Jacobsen, who elected to walk on at Nebraska after receiving D-1 offers from North Dakota and Holy Cross, was an all-state performer at Ashland-Greenwood High School, averaging 17.9 points and 5.8 rebounds per game in leading his team to a 27-1 record and a state title as a senior in 2022. He also excels in the classroom, as he is a three-time member of the NU Scholar-Athlete Honor Roll and was an Academic All-Big Ten honoree in 2024.

2023-24 (REDSHIRT FRESHMAN)

Jacobsen provided depth in the Husker backcourt, as he played in 20 contests as a redshirt freshman, totaling 14 points, three rebounds and five assists in 55 minutes of action. He saw action in two of the Huskers' three postseason contests, hitting a 3-pointer against Indiana in the Big Ten Tournament and played against Texas A&M in the NCAA Tournament. Jacobson, who was used primarily as a defensive sub, saw his most extensive action of the season against South Carolina State, setting personal bests in points (four), rebounds (two), assists (one) and minutes (13). He also finished with three points and an assist in five minutes against Florida A&M and had two points in wins over Oregon State and Penn State. Jacobson played in all three games on the Huskers' trip to Spain, averaging 12.7 points and team highs in rebounds (8.3 rpg), assists (4.3 apg) and steals (2.3 spg). He reached double figures in all three games, including 13 points, nine rebounds and nine assists in the finale.

2022-23 (REDSHIRT)

Jacobsen redshirted in his first season at Nebraska after walking on. He spent most of his first season on the scout team, as he adjusted to Division I basketball. Jacobsen was named to the NU Scholar-Athlete Honor Roll in the fall of 2022 and the spring of 2023.

BEFORE NEBRASKA

Jacobsen starred at Ashland-Greenwood High School for Coach Jacob Mohs. As a senior, he garnered first-team All-Nebraska honors from the Omaha World-Herald and second-team Super State accolades from the Lincoln Journal Star after leading AGHS to a 27-1 record and a Class C-1 title – the first in school history. He averaged 17.9 points, 5.8 rebounds, 6.1 assists and 3.6 steals per game. Jacobsen set the Class C-1 state tournament record with a 43-point performance in a win over Kearney Catholic and

CAREER STATS

vs. All Opponents

Year	G-GS	MP	Avg.	FG	FGA	Pct.	3FG	3FGA	Pct.	FT	FTA	Pct.	Rebounds			RPG	F-DQ	A	TO	B	S	Pts.	Avg.
													Off.	Def	Total								
2023-24	20-0	55	2.8	5	10	.500	1	3	.333	3	6	.500	0	3	3	0.2	5-0	5	2	0	1	14	0.7
TOTAL	20-0	55	2.8	5	10	.500	1	3	.333	3	6	.500	0	3	3	0.2	5-0	5	2	0	1	14	0.7

vs. Big Ten Opponents

Year	G-GS	MP	Avg.	FG	FGA	Pct.	3FG	3FGA	Pct.	FT	FTA	Pct.	Rebounds			RPG	F-DQ	A	TO	B	S	Pts.	Avg.
													Off.	Def	Total								
2023-24	11-0	12	1.1	1	1	1.000	0	0	.000	0	.000	0	0	0	0.0	2	0	2	0	0	0	2	0.2
TOTAL	11-0	12	1.1	1	1	1.000	0	0	.000	0	.000	0	0	0	0.0	2	0	2	0	0	0	2	0.2

was tabbed to the all-tournament team covering all six classes. He finished his four-year varsity career with 1,481 career points, despite suffering a torn ACL in his first game of his junior season. He added 544 rebounds, 340 assists and 261 steals during his high school career. Jacobsen turned down basketball scholarships from North Dakota and Holy Cross to walk on to the Husker program. In addition to his basketball exploits, he played three seasons of football, playing quarterback as a freshman and junior while hauling in 23 passes for 486 yards and nine scores as a sophomore. In the classroom, he was a member of the National Honor Society and an honor roll student at AGHS. He played AAU basketball with the Nebraska Supreme and Coach Brad Jacobsen.

PERSONAL

The son of Brad and Staci Jacobsen, Cale was born on June 20, 2003, in Omaha. He has three brothers (Tyler, Dane and Tate). Jacobsen majors in business administration at Nebraska.

CAREER HIGHS

Points	4, So. Carolina St. (12/29/23)
Rebounds	2, So. Carolina St. (12/29/23)
Field Goals	1, Five times (last, 3/15/24)
Free Throws	2, So. Carolina St. (12/29/23)
3-point FG	1, vs. Indiana (3/15/24)
Assists	1, Five times (last, 2/17/24)
Steals	1, Lindenwood (11/6/23)
Blocks	N/A
Minutes	13:13, So. Carolina St. (12/29/23)



2024-25 HUSKERS



AHRON ULIS

#2

GUARD | 6-3 | 190 | SENIOR

HOMETOWN: CHICAGO, ILL.
 PREVIOUS SCHOOL: IOWA

• Tom Osborne Citizenship Team (2023, 2024)

2024-25 (OUTLOOK)

The addition of Ahron Ulis to the Nebraska lineup gives the Husker backcourt an experienced playmaker who knows the Big Ten Conference. A transfer from Iowa, Ulis practiced with the Huskers last season, making strides in his own game while earning rave reviews of his work ethic as he prepared the top units every day in practice. He worked extensively on his shooting, and the Husker coaches believe the work will pay off this season. A 6-foot-3, 190-pound guard, Ulis helped Iowa to three NCAA Tournament appearances in his tenure before joining the Husker program. He started at point guard for the Hawkeyes in 2022-23, averaging 6.1 points and 2.1 assists per game while posting a nearly 2-to-1 assist-to-turnover ratio. His ability to push the pace and find the open man makes him a natural fit for the Huskers' offensive attack. Ulis and fellow senior Rollie Worster give the Huskers two veteran guards who can initiate offense and get their teammates into positions of success.

2023-24 (JUNIOR)

Ahron Ulis did not play in 2023-24. He earned a spot on the Tom Osborne Citizenship team for his work in the Lincoln community.

BEFORE NEBRASKA

Ulis spent three seasons at Iowa, helping the Hawkeyes to three-straight NCAA Tournaments before transferring to Nebraska in May of 2023.

He started 27 games in 2022-23, averaging 6.1 points, 2.1 assists and 1.6 rebounds per game. Ulis had a career-high 17 points on 8-of-10

shooting at Michigan State, which was one of five double-figure efforts that season. Over a three-game stretch against Ohio State, Michigan State and Rutgers in late January of 2023, Ulis averaged 15.0 points per game on 60.7 shooting. He also had 15 points on 7-of-8 shooting against TCU. Ulis also dished out a season-high five assists without a turnover in 22 minutes against Georgia Tech.

Ulis played a significant role in the Hawkeyes' Big Ten Tournament championship team in 2021-22. He averaged 3.1 points and 2.1 assists while his 73 assists ranked second on the team. He shared the team's Top Playmaker Award. He posted a pair of double-figure efforts and had seven games with at least four assists, including a career-high eight assists against Western Michigan and seven assists without a turnover in 24 minutes against Illinois. He appeared in 17 games as a true freshman in 2020-21 and dished out a season-high four assists against Rutgers, Nebraska and Oregon in the NCAA Tournament.

At Marian Catholic, Ulis was a two-time East Suburban Catholic Conference (ESCC) Player of the Year and was named to the AP All-State Class 4A First Team as a senior, as he averaged 20.3 points, 4.1 rebounds and 2.8 assists per game. He led Marian Catholic to 78 wins in his final three seasons as starting point guard, including 27 victories as a junior, the third most in school history, and totaled over 1,500 points to rank second on the school's all-time scoring list. Ulis led Marian Catholic to its first third-place finish at the Illinois 3A state championship, as well as sectional and super-sectional championships in 2019. He played two summers on Nike Meanstreets AAU and played in the Peach Jam in 2018 and 2019.

PERSONAL

The son of James and Leslye Ulis, Ahron was born on Oct. 4, 2001 in Chicago, Illinois. He has three siblings (Tyler, Jay and Anton Porter). Ahron majors in human development and family science at Nebraska. His older brother (Tyler) played two seasons at Kentucky and was a consensus All-American in 2016. Tyler Ulis was the No. 34 overall pick by the Phoenix Suns in the 2016 NBA Draft and played three seasons with the Suns and Chicago Bulls.

CAREER HIGHS (INCLUDES IOWA)

Points	17, at Michigan State (1/26/23)
Rebounds	7, Iowa State (12/8/22)
Field Goals	8, at Michigan State (1/26/23)
Free Throws	7, Two times (last, 1/31/22)
3-point FG	2, Four times (last, 1/29/23)
Assists	8, Western Michigan (11/22/21)
Steals	3, Illinois (12/6/21)
Blocks	1, Five times (last, 2/12/23)
Minutes	35:46, Iowa State (12/8/22)

CAREER STATS

vs. All Opponents

Year	G-GS	MP	Avg.	FG	FGA	Pct.	3FG	3FGA	Pct.	FT	FTA	Pct.	Rebounds			F-DQ	A	TO	B	S	Pts.	Avg.	
													Off.	Def	Total								
2020-21*	17-0	119	7.0	5	15	.333	0	3	.000	18	20	.900	6	9	15	0.9	8-0	20	6	1	1	28	1.6
2021-22*	35-0	486	13.9	34	100	.340	4	12	.333	38	48	.792	19	50	69	2.0	41-0	73	32	0	19	110	3.1
2022-23*	32-27	721	22.5	72	182	.396	22	69	.319	29	41	.707	6	44	50	1.6	42-0	67	35	4	17	195	6.1
ALL*	84-27	1326	15.8	111	297	.374	26	84	.310	85	109	.780	31	103	134	1.6	91-0	160	73	5	37	333	4.0

vs. Big Ten Opponents

Year	G-GS	MP	Avg.	FG	FGA	Pct.	3FG	3FGA	Pct.	FT	FTA	Pct.	Rebounds			F-DQ	A	TO	B	S	Pts.	Avg.	
													Off.	Def	Total								
2020-21*	11-0	59	5.4	2	8	.250	0	0	.000	4	4	1.000	3	7	10	0.9	7-0	9	2	0	1	8	0.7
2021-22*	20-0	286	14.3	20	64	.313	3	7	.429	24	31	.774	14	28	42	2.1	23-0	35	13	9	8	67	3.4
2022-23*	19-19	425	22.4	45	109	.413	14	38	.368	19	27	.704	3	27	30	1.6	28-0	37	23	2	10	123	6.5
ALL*	50-19	770	15.4	67	181	.370	17	45	.378	47	62	.758	20	62	82	1.6	58-0	81	38	11	19	198	4.0

*- at Iowa



BRAXTON MEAH

#34

CENTER | 7-1 | 265 | SENIOR

HOMETOWN: LAYTON, UTAH
 PREVIOUS SCHOOL: WASHINGTON

• Pac-12 All-Defensive Team (2023)

2024-25 (OUTLOOK)

Braxton Meah (pronounced MEE-uh) comes to Lincoln after spending the last two seasons at Washington, where he started 47 games for the Huskies. At 7-foot-1, 265 pounds, Meah brings a different dimension to the Huskers lineup with his ability to be a force around the rim. Despite battling injuries last season, Meah played in all 32 games and averaged 5.3 points and 5.3 rebounds per game, as he paced the Huskies in field goal percentage (.770) and blocked shots (27). In his first year with the Huskies, he was named to the Pac-12 all-defensive team, as he ranked in the top 10 in the Pac-12 in both blocked shots (fifth) and rebounding (seventh). Meah is an elite finisher at the rim, as he has posted an effective field goal percentage of at least 78 percent in each of the past two seasons. He was slowed early in the summer by offseason wrist surgery but was back to action during summer skills where he made an immediate impact. At 7-foot-1, he ties for the second-tallest player in school history, trailing only 7-foot-2 Rich King, who played at Nebraska from 1988 to 1991, helping the Huskers to a school-record 26 wins and an NCAA appearance in 1991.

BEFORE NEBRASKA

Meah spent the last two seasons at the University of Washington, where he started 47 games for the Huskies. In 2023-24, he played in all 32 games, averaging 5.3 points on 77 percent shooting and 5.3 rebounds per game, leading Washington in both field goal percentage and blocked shots (27). He reached double figures six times in 2023-24, including a 19-point, eight-rebound, five-block effort against UCLA when he was a perfect 8-of-8 from the field. He posted four games with 10 or more rebounds, including a career-high 14 rebounds at Arizona State when he had 13 points, including the game-winning free throws in overtime. It was one of three double-doubles that Meah had in Pac-12 play, as he totaled 10 points and 14 rebounds against Arizona State in the first meeting as well as 15 points, 12 rebounds and three blocks at Oregon.

Meah was an impact newcomer for Washington in 2022-23, starting 31 games he played in that season and averaging 8.8 points, 7.2 rebounds and 1.6 blocks per game. He was selected to the Pac-12 All-Defensive team after ranking fifth in the conference in blocked shots and seventh in rebounding, while also pacing the Pac-12 with a .706 field goal percentage. He had 14 double-figure games, including a career-high 21 points on 8-of-10 shooting, along with nine rebounds and five blocked shots against Stanford, and had 20 points, seven rebounds and three blocked

shots against UCLA. Meah had three-double doubles – all in Pac-12 action – and six games with at least 10 rebounds. He recorded five-or-more blocks three times, including a career-high six blocks against Cal Poly and five each against UCLA and at Cal.

He began his career at Fresno State, where he played 52 games over his first two collegiate seasons. He had a season-high 14 points on 6-of-6 shooting against Youngstown State in 2021-22, as he averaged 2.2 points on 78 percent shooting and 2.2 rebounds per game in 32 contests. He played in 23 games as a freshman, averaging 2.8 points and 2.3 rebounds per game.

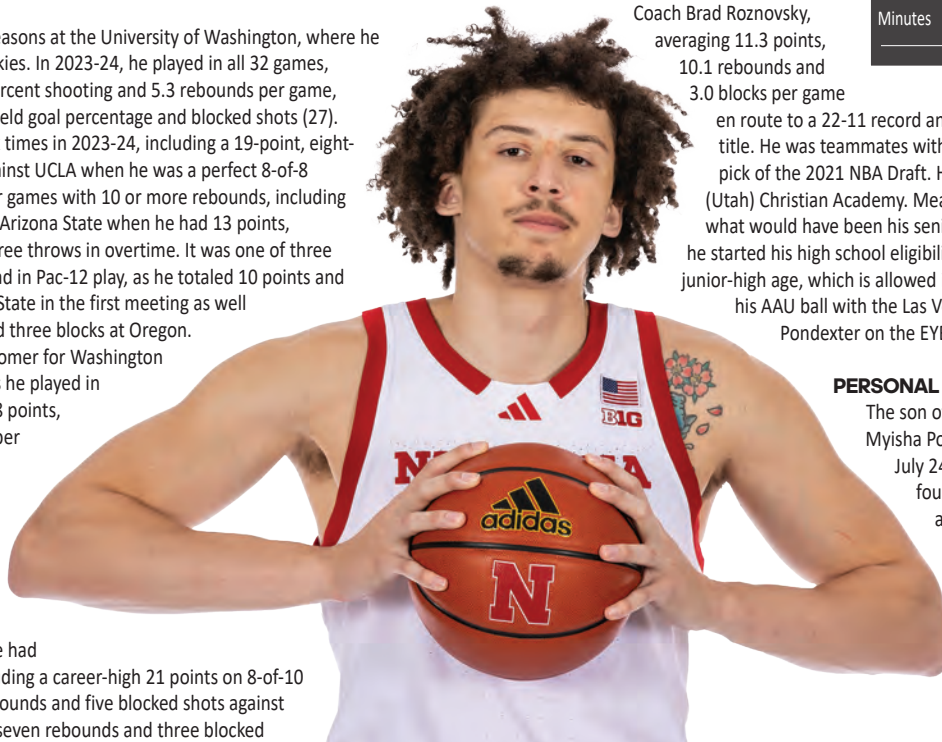
Meah played for San Joaquin Memorial as a junior during the 2018-19 season for Coach Brad Roznovsky, averaging 11.3 points, 10.1 rebounds and 3.0 blocks per game

en route to a 22-11 record and the Central Section Division II title. He was teammates with Jalen Green, who was the No. 2 pick of the 2021 NBA Draft. He played two seasons at Layton (Utah) Christian Academy. Meah did not play at SJM during what would have been his senior season (2019-20) because he started his high school eligibility clock by enrolling while still junior-high age, which is allowed in the state of Utah. He played his AAU ball with the Las Vegas Prospects and Coach Quincy Pondexter on the EYBL circuit.

CAREER HIGHS (INCLUDES FSU/WASH)

Points	21, Stanford (1/12/23)
Rebounds	14, Two times (last, 2/22/24)
Field Goals	9, UCLA (1/1/23)
Free Throws	6, UC San Diego (11/28/23)
3-point FG	NA
Assists	3, Three times (last, 1/14/23)
Steals	2, Five times (last, 2/17/24)
Blocks	6, Cal Poly (12/13/22)
Minutes	42:05, Arizona State (1/26/23)

2024-25 HUSKERS



PERSONAL

The son of Natalie Meah, Ray Meah and Myisha Pondexter, Braxton was born on July 24, 2001, in Layton, Utah. He has four brothers (Myron, Myles, Payton and Gage). Braxton is majoring in human development and sociology at Nebraska.

CAREER STATS

vs. All Opponents

Year	Rebounds		Avg.	FG	FGA	Pct.	3FG	3FGA	Pct.	FT	FTA	Pct.	Off.	Def	Total	RPG	F-DQ	A	TO	B	S	Pts.	Avg.
	G-GS	MP																					
2020-21 ^A	23-0	219	9.5	26	40	.650	0	0	.000	12	29	.414	26	26	52	2.3	34-1	2	8	11	4	64	2.8
2021-22 ^A	32-0	258	8.1	29	37	.784	0	0	.000	13	29	.448	17	53	70	2.2	40-0	2	23	13	2	71	2.2
2022-23*	31-31	846	27.3	108	153	.706	0	0	.000	58	84	.690	72	150	222	7.2	89-4	18	47	50	15	274	8.8
2023-24*	32-16	541	16.9	67	87	.770	0	0	.000	34	69	.493	44	127	171	5.3	77-5	10	34	27	7	168	5.3
ALL*	118-47	1864	15.8	230	317	.726	0	0	.000	117	211	.555	159	356	515	4.4	240-10	32	112	101	28	577	4.9

^A-at Fresno State; * - at Washington



ANDREW MORGAN

#23

FORWARD | 6-10 | 242 | SENIOR

HOMETOWN: WASECA, MINN.

PREVIOUS SCHOOL: NORTH DAKOTA STATE

• Second-Team All-Summit League (2024)

2024-25 (OUTLOOK)

Senior Andrew Morgan fills a significant void in the Huskers' attack following the graduation of Josiah Allick and Rienk Mast's season-ending surgery. Morgan, a 6-foot-10, 242-pound forward, spent the last three years at North Dakota State, helping the Bison to a pair of Summit League championship game appearances. He was a two-year starter at NDSU who averaged double figures in 2023-23 and 2023-24. The Waseca, Minn., native averaged 12.9 points on 56 percent shooting and 5.0 rebounds per game last season, earning second-team All-Summit League accolades. Morgan is a prototypical forward in Nebraska's system, as he can finish inside or step out to beyond the 3-point line to create mismatches. Morgan impressed the coaches with his feel for the game and his footwork and possesses the physicality to play in the Big Ten. Morgan's abilities may allow the Huskers to use both him and Braxton Meah at the same time to match some of the frontcourts in the Big Ten.

BEFORE NEBRASKA

Morgan spent the last three seasons at North Dakota State playing for Coach Dave Richman. A two-year starter, Morgan tallied 860 points and 402 rebounds in 85 contests for the Bison. In 2023-24, Morgan started 29 of 32 contests, averaging 12.9 points per game on 56 percent shooting and 5.0 rebounds per game en route to All-Summit League second team accolades. Morgan ranked among Summit League leaders in scoring (15th), rebounding (16th) and free throw percentage (.703, ninth). He had 22 double-figure games, including four 20-point outings. He had a season-high 31 points against Kansas City and posted double-doubles against Western Michigan (12 points, 13 rebounds) and Oral Roberts (14 points, 13 rebounds). As a sophomore, Morgan made 30 starts and averaged 10.5 points and 5.3 rebounds per game as the Bison reached the title game of the 2023 Summit League Tournament.



He was second on the team in rebounding and third in scoring, including a season-high 29-point effort on 11-of-16 shooting against Kansas City. He also had 24 points and 13 rebounds in a win over South Dakota State. Morgan played in 21 games as a freshman, averaging 5.3 points on 63 percent shooting and 3.3 rebounds per game to help the Bison reach the Summit League Tournament title game.

Morgan was ranked in the top 250 nationally by Prep Hoops as a senior, as he helped Waseca High School to a 23-1 record and a Class 2A state title for Coach Seth Anderson. A finalist for Mr.

Basketball in Minnesota in 2021, he averaged 22.1 points and 11 rebounds per game as a senior to earn second-team all-state accolades. As a junior, he averaged 19.8 points and 10.3 rebounds per game. He garnered first-team all-state honors as a sophomore when he averaged 15.8 points and 9.0 rebounds per game to help Waseca to a runner-up finish. In all, he totaled over 1,900 career points during his prep career, highlighted by a 36-point, 22-rebound effort against Minneapolis North High School. Morgan played AAU ball for the Minnesota Heat and Coach Johnny Tauer, as the team finished second in the state of Minnesota in the U17 division. Morgan visited Minnesota, and considered several other programs, including Clemson, Penn State, NC State, Notre Dame, San Francisco, DePaul and Tarleton State.

PERSONAL

The son of Keith and Lori Morgan, Andrew was born on Nov. 21, 2002, in Mankato, Minn. He has one older sister (Rebecca). He is majoring in agricultural economics at Nebraska and plans on returning to his family farm to grow corn and soybeans after his career ends.

CAREER HIGHS (INCLUDES NDSU)

Points	31, Kansas City (2/8/24)
Rebounds	14, Crown (11/20/22)
Field Goals	11, Two times (last, 2/24/24)
Free Throws	14, Kansas City (2/8/24)
3-point FG	2, Two times (last, 2/24/24)
Assists	4, Two times (last, 1/20/24)
Steals	2, Four times (last, 11/11/23)
Blocks	3, at North Dakota (12/30/22)
Minutes	36:40, Kansas City (1/21/23)

CAREER STATS

vs. All Opponents

Year	G-GS	MP	Avg.	FG	FGA	Pct.	3FG	3FGA	Pct.	FT	FTA	Pct.	Off.	Def	Total	RPG	F-DQ	A	Rebounds				Pts.	Avg.
																			TO	B	S			
2021-22*	21-0	243	11.6	46	73	.630	3	7	.429	17	28	.607	18	52	70	3.3	30-0	7	19	8	4	112	5.3	
2022-23*	32-30	693	21.7	136	231	.589	2	6	.333	62	113	.549	54	117	171	5.3	63-0	38	70	10	12	336	10.5	
2023-24*	32-29	741	23.2	148	266	.556	12	33	.364	104	148	.703	62	99	161	5.0	76-0	32	65	8	10	412	12.9	
ALL	85-59	1677	19.7	330	570	.579	17	46	.370	183	289	.633	134	268	402	4.7	169-0	77	154	26	26	860	10.1	

*- at North Dakota State

#24



ROLLIE WORSTER

GUARD | 6-5 | 210 | SENIOR

HOMETOWN: MISSOULA, MONT.
 PREVIOUS SCHOOL: UTAH

- Mountain West Scholar Athlete (2021)
- Academic All-Mountain West (2021)
- Pac-12 Player of the Week (Dec. 5, 2022)
- Pac-12 Winter Academic Honor Roll (2023, 2024)

2024-25 (OUTLOOK)

One of the Huskers' biggest needs in the offseason was an experienced point guard, and the addition of Rollie Worster (pronounced raw-lee Wooster) gives Nebraska a veteran backcourt performer. Worster, a 6-foot-5, 210-pound guard, is a four-year starter at the Division I level, making 101 starts between his time at Utah and Utah State. He was among the Pac-12 leaders in both assists and assist-to-turnover ratio in each of the last two seasons. Worster was third in the Pac-12 in assists (5.5 apg) and leading the conference in assist-to-turnover ratio (2.93-to-1) last year when he suffered a season-ending injury. Worster is in the mold of former Husker Sam Griesel, a physical lead guard with positional size, physicality and toughness. Worster has a chance to finish his career with over 1,000 points along with 500 rebounds and 500 assists, something that no Husker has done in his career. He will join fellow senior Ahron Ulis in giving the Huskers a pair of veterans at the lead guard spot.

BEFORE NEBRASKA

Worster spent the last three seasons at Utah after beginning his collegiate career at Utah State, as he played for Craig Smith at both schools. Worster enters 2024-25 with 101 career starts and tallied 888 points, 425 assists and 473 rebounds during his collegiate career. He was a three-year starter for the Runnin' Utes, starting 76 of 77 contests in that span.

Worster started the first 16 games of the 2023-24 campaign before suffering a season-ending foot injury in a win over UCLA. He averaged 9.9 points, 5.5 assists and 4.9 rebounds per game, as he was third in the Pac 12 in assists per game and first in the conference in assist-to-turnover ratio (2.93-to-1) at the time of his injury. He reached double figures seven times, including a season-high 17-point effort in a road win at St. Mary's. Worster also had seven-or-more assists seven times, including a season-high 10 against Southern Utah and nine each against Wake Forest and Bellarmine. The Utes were 12-4 prior to his injury before finishing with a 22-15 mark and an NIT appearance. Worster started all 30 games he played in in 2022-23, averaging 8.6 points, 5.0 assists and 5.2 rebounds per game. He was second in the Pac-12 with a 2.61 assist-to-turnover ratio while his 5.1 assists per game in conference play also ranked second in the league. He had seven contests with at least seven assists, including a trio of double-digit assist totals. Worster's best performance of the year came in a win over No.4 Arizona where he totaled 12 points, 11 rebounds and nine assists. He had 14 contests in double figures, including a career-high 19 points, along with seven rebounds and four assists, in a win at Washington State. He had a five-game stretch scoring double-digit points – including another near triple-double against Washington at home with 11 points, nine rebounds and a career-high tying 10 assists. Worster also dished out 10 assists against UTSA and Stanford. In his first season at Utah, he averaged 7.5 points, 4.5 rebounds and a team-high 3.1 assists per game in 31 games, including 30 starts. He had 14 games in double figures, including 13-point efforts at No. 18 BYU and at Arizona State, where he also had six boards.

CAREER STATS

vs. All Opponents

Year	G-GS	MP	Avg.	FG	FGA	Pct.	3FG	3FGA	Pct.	FT	FTA	Pct.	Rebounds				F-DQ	A	TO	B	S	Pts.	Avg.
													Off.	Def	Total	RPG							
2020-21 [^]	26-25	718	27.6	86	212	.406	23	81	.284	41	51	.804	21	78	99	3.8	58-1	92	64	6	24	236	9.1
2021-22 [*]	31-30	889	28.7	88	218	.404	21	64	.328	37	46	.804	11	129	140	4.5	74-4	96	50	9	27	234	7.5
2022-23 [*]	30-30	962	32.1	97	232	.418	22	79	.278	43	53	.811	12	144	156	5.2	72-3	149	57	6	25	259	8.6
2023-24 [*]	16-16	503	31.4	54	132	.409	8	29	.276	43	61	.705	21	57	78	4.9	36-0	88	30	3	22	159	9.9
ALL	103-101	3071	29.8	325	794	.409	74	253	.292	164	211	.777	65	408	473	4.6	240-8	425	201	24	98	888	8.6

[^] - at Utah State; ^{*} - at Utah

CAREER HIGHS (INCLUDES UTAH/UTAH ST.)

Points	19, Two times (last, 12/4/22)
Rebounds	11, Arizona (12/1/22)
Field Goals	7, at UNLV (1/27/21)
Free Throws	7, Two times (last, 11/17/23)
3-point FG	3, at Air Force (1/2/21)
Assists	10, Four times (last, 12/5/23)
Steals	6, Eastern Washington (11/6/23)
Blocks	2, Oregon State (2/3/22)
Minutes	38:15, Stanford (2/3/23)

Worster began his career at Utah State, where he started 25 of 26 contests in helping the Aggies to a 20-9 record and an NCAA Tournament appearance in 2020-21. He averaged 9.1 points, 3.8 rebounds and 3.5 assists per game, highlighted by a near triple double against UNLV with a career-high 19 points, nine rebounds and nine assists. He also dished out nine assists in a win over Colorado State.

Worster was a two-time Montana Gatorade Player of the year at Hellgate High School, where he finished as the school's all-time leading scorer while also ranking in the top three in both assists (second) and rebounds (third). As a senior, he led the school to a share of the Montana State AA title by averaging 20.7 points, 7.1 rebounds, 4.5 assists and 2.3 steals per game.

Worster paced Hellgate to a runner-up finish as a junior, leading the state in scoring as he averaged 22.2 points, 5.9 rebounds, 4.0 assists and 1.3 steals per game. In addition to playing basketball, he was a two-way performer in football, earning first-team all-state honors as a safety and honorable-mention accolades at quarterback. He threw for 3,400 yards and rushed for more than 2,000 yards during his high school career. He also played AAU basketball for the Montana/Idaho Select under Coach Clint Hordemann.

PERSONAL

The son of Scott Worster, Rollie was born on Oct. 28, 2000, in Missoula, Mont. He has two older sisters (Samantha and Sarah). Worster graduated from Utah in May of 2024 with a degree in criminology and is working on his master's degree at Nebraska.



2024-25 HUSKERS



CONNER ESSEGIAN

#0

GUARD | 6-4 | 190 | JUNIOR

HOMETOWN: FORT WAYNE, IND.
 PREVIOUS SCHOOL: WISCONSIN

- Armenian National Team (2023, 2024)
- Big Ten All-Freshman Team (2023)

2024-25 (OUTLOOK)

Nebraska fans will be glad to see Connor Essegian (pronounced eh-SEE-jin) in a different shade of red this season, as he joins the Husker basketball program. The 6-foot-4 guard was a two-year performer at Wisconsin, making 68 appearances, including 19 starts for the Badgers. Essegian averaged 9.3 ppg in three career games against Nebraska, reaching double figures twice and hitting 8-of-18 from 3-point range. As a freshman, he averaged 11.7 points per game and was on the Big Ten All-Freshmen team while setting a Wisconsin freshman school mark with 69 3-pointers. Essegian's skillset meshes with the Huskers' offensive philosophy, a system which led the Big Ten in 3-pointers per game in 2023-24 and relies on floor spacing. He also brings a knowledge of the Big Ten as he played in every conference game for Wisconsin over the last two years.

Essegian played for the Armenian National Team in the summer of 2024, averaging 13.0 points and 5.5 rebounds per game as Armenia won the LA International Cup Title. He tallied 20 points on 7-of-15 shooting along with six rebounds and three steals in the win over Ireland in the title game.

BEFORE NEBRASKA

Essegian spent the first two seasons of his college career at Wisconsin before transferring to Nebraska in April of 2024. He played in 68 games in two seasons with the Badgers, helping Wisconsin make a pair of postseason appearances.

Essegian played in 33 games for the Badgers in 2023-24, averaging 3.2 points per game, as Wisconsin went 22-14 and reached the NCAA Tournament. Essegian posted a pair of double-figure efforts, a season-high 15-point effort at Rutgers and 12 points, including a season-high four 3-pointers, in a win over the Huskers in Madison.

Essegian was one of the best freshmen in the Big Ten in 2022-23, helping Wisconsin to 20 wins and an NIT semifinal appearance. He was named to the Big Ten All-Freshman team as he played in all 35 games, including 19 starts, and averaged 11.7 points and 3.7 rebounds per game. He was third on the team in scoring and became just the fourth Wisconsin freshman in the last 25 years to average double figures. Essegian set a school record for a freshman with 69 3-pointers while he was 10th in the Big Ten in 3-pointers per game while shooting nearly 36 percent from beyond the arc. He reached double figures 24 times, including a pair of 20-point efforts. Essegian had a career-high 24 points at Michigan after having 23 points,

including 9-of-10 from the foul line, in the first matchup with the Wolverines. Essegian recorded his first career double-double at Indiana with 14 points and 11 rebounds and had 17 points against Kansas in the 2022 Battle 4 Atlantis as well as an 18-point effort, with four 3-pointers at Penn State.

Essegian was a prolific scorer during his career at Central Noble High School in Fort Wayne, totaling 2,526 points to finish 10th all-time in the state of Indiana. As a senior, he led Central Noble to the Class 2A state basketball title game, averaging 26.5 points, 6.4 rebounds and 2.3 assists per game, while shooting 43 percent from 3-point range. He was a finalist for Mr. Basketball and an all-state selection as Central Noble went 28-3 as a senior. His 2,526 points broke a school record which had stood for 44 years.

During his junior season, he led the Cougars to a 20-1 season averaging 24.0 points, 6.6 rebounds, 3.7 assists and 2.3 steals per game, while shooting better than 41 percent from 3-point range. That season featured a school-record 44 points during an 81-71 victory against Churubusco in the conference tournament quarterfinals. Essegian led Central Noble to its first NECC Tournament title in 50 years during his sophomore season, averaging 24.0 points, 7.9 rebounds and 2.2 steals per game. His 648 points that season was the highest single-season scoring total in Noble county history. He played AAU basketball for Team Focus and Indiana Elite. In the classroom, Essegian finished seventh in his graduating class at Central Noble High School.

PERSONAL

The son of Jody and Rich Essegian, Connor was born on Dec. 12, 2003, in Fort Wayne, Ind. He has one younger brother (Sam). Connor is studying journalism at Nebraska with an emphasis on digital media. Essegian comes from an athletic family as his grandfather's cousin was Chuck Essegian, who played baseball and football at Stanford before playing in the Major Leagues. Chuck Essegian was just the second player to play in both the Rose Bowl and the World Series. The cousin of Connor's grandfather is Robin Yount, who is in the Baseball Hall of Fame after playing 20 years in the Major Leagues with the Milwaukee Brewers.

CAREER HIGHS (INCLUDES WISCONSIN)	
Points	24, at Michigan (2/26/23)
Rebounds	11, at Indiana (1/14/23)
Field Goals	10, at Michigan (2/26/23)
Free Throws	9, Two times (last, 3/14/23)
3-point FG	5, Northwestern (2/5/23)
Assists	3, Two times (last, 12/6/22)
Steals	2, Two times (last, 11/10/23)
Blocks	1, at Minnesota (3/5/23)
Minutes	39:15, at Nebraska (2/11/23)



CAREER STATS

vs. All Opponents

Year	G-GS	MP	Avg.	FG	FGA	Pct.	3FG	3FGA	Pct.	FT	FTA	Pct.	Rebounds			F-DQ	A	TO	B	S	Pts.	Avg.	
													Off.	Def	Total								
2022-23*	35-19	959	27.4	133	329	.404	69	192	.359	76	86	.884	24	107	131	3.7	60-0	26	36	1	19	411	11.7
2023-24*	33-0	242	7.3	37	96	.385	20	66	.303	10	11	.909	2	25	27	0.8	24-0	8	12	0	4	104	3.2
ALL	68-19	1200	17.6	170	425	.400	89	258	.345	86	97	.887	26	132	158	2.3	84-0	34	48	1	23	515	7.6

vs. Big Ten Opponents

Year	G-GS	MP	Avg.	FG	FGA	Pct.	3FG	3FGA	Pct.	FT	FTA	Pct.	Rebounds			F-DQ	A	TO	B	S	Pts.	Avg.	
													Off.	Def	Total								
2022-23*	20-14	607	30.4	83	206	.403	42	118	.356	47	56	.839	12	63	75	3.8	37-0	15	21	1	12	255	12.8
2023-24*	20-0	138	6.9	23	56	.411	13	39	.333	7	8	.875	0	14	14	0.7	13-0	3	6	0	2	66	3.3
ALL	40-14	745	18.6	106	262	.405	55	157	.350	54	64	.844	12	77	89	2.2	50-0	18	27	1	14	321	8.0

*- at Wisconsin

#9



BERKE BÜYÜKTUNCEL

FORWARD | 6-10 | 244 | SOPHOMORE

HOMETOWN: BURSA, TÜRKIYE
PREVIOUS SCHOOL: UCLA

2024-25 (OUTLOOK)

Berke Büyüktuncel (pronounced BEAR-keh buh-YOOK-toon-jell) comes to Nebraska after spending his freshman season at UCLA and has the potential to be a breakout candidate for the Huskers this season. The 6-foot-10, 244-pound forward is a versatile performer who can initiate offense or can score in several ways and has an exceptionally high basketball IQ. Büyüktuncel played in 26 games as a freshman for the Bruins, making a start in his collegiate debut against No. 4 Marquette in the Maui Invitational. In addition to his Division I experience, he has been a longtime member of the national team program in Türkiye, making his senior national team debut in 2023. Earlier this summer, he played in the European U20 Championships, averaging 12.0 points, 7.7 rebounds, 1.3 blocks and 1.3 steals per game. He shot 51 percent from the field, including 54 percent from 3-point range and 90 percent from the line. Büyüktuncel posted two double-doubles in the tournament, including 15 points and 14 rebounds in the finale against Iceland, and went 5-of-5 from 3-point range against Israel. His combination of positional size and versatility will put Büyüktuncel in position to make an immediate impact as a Husker.

BEFORE NEBRASKA

Büyüktuncel spent the 2023-24 season at UCLA. He played in 26 games, including eight starts for the Bruins. Büyüktuncel averaged 4.9 points and 2.7 rebounds in 24 games in 2023-24, as he missed the first three games of the year awaiting clearance from the NCAA while also missing time with a pair of injuries. He averaged 17.5 minutes per game while making seven of his eight starts in Pac-12 play. His lone non-conference start came in his college debut against Marquette in the Maui Invitational. He posted a pair of double-figure efforts – a season-high 13 points against Stanford and 12 points at Oregon. He had a season-high five rebounds on three occasions, once against Maryland and in both regular-season contests against Washington. In the first matchup, he added nine points and a pair of assists in 32 minutes of work against the Huskies. Büyüktuncel was rated the No. 36 player in the class of 2023 by 24/7 Sports, while he was rated by ESPN.com as the No. 2 international player to enter college basketball in 2023-24.

He is well known in international circles, as Büyüktuncel made his Turkish senior national team debut at age 18 at the 2023 World Cup qualifier and has represented Turkey in numerous international youth events. In the summer of 2023, he led Türkiye to a third-place finish at the FIBA U19 World Cup, including an 84-70 win over the United States in the third-place game. In that contest, he had 19 points, four rebounds, five assists and two steals. He was named to the “All-Star Five” at the event, as he averaged 11.4 points, 8.3 rebounds and 3.7 assists per game in seven games, including 34.8 percent from 3-point range and 86.7 percent from the free throw line. He was also chosen to the “All-Star Five” at the 2022 U18 European Championships after helping Turkey to a runner-up finish, as he averaged 12.3 points on 46.8 percent shooting, 7.4 rebounds, 2.1 assists and 2.1 steals in seven contests. Büyüktuncel

also represented Türkiye in the 2023 U20 European Championships, averaging 11.4 points and 4.6 rebounds per game as one of the youngest players on the roster. He also competed for Turkey’s youth national teams in 2021 at the FIBA U18 European Challengers and at the FIBA U19 Basketball World Cup. Büyüktuncel played for Tofas Bursa in Türkiye for four years, making 33 appearances for the club in his final season, including the Turkish League and the Basketball Champions League, averaging 5.6 points and 2.9 rebounds per game.

PERSONAL

The son of Sebile and Durmus Büyüktuncel, Berke was born on Sept. 2, 2004 in Bursa, Türkiye. He has one older sister (Ezgi). He has not declared a major at Nebraska. Büyüktuncel is the first Husker basketball player from Türkiye.

CAREER HIGHS (INCLUDES UCLA)

Points	13, Stanford (1/3/24)
Rebounds	5, Three times (last 2/29/24)
Field Goals	5, at Oregon (12/30/23)
Free Throws	5, Chaminade (11/21/23)
3-point FG	1, 11 times (last, 3/9/24)
Assists	3, Chaminade (11/21/23)
Steals	1, Four times (last, 2/24/14)
Blocks	2, Two times (last, 2/24/24)
Minutes	32:21, Washington (1/14/24)

2024-25 HUSKERS



CAREER STATS

vs. All Opponents

Year	G-GS	MP	Avg.	FG	FGA	Pct.	Rebounds			FT	FTA	Pct.	Off.	Def	Total	RPG	F-DQ	A	TO	B	S	Pts.	Avg.
							3FG	3FGA	Pct.														
2023-24*	26-8	425	16.3	40	104	.385	11	37	.297	27	43	.628	24	41	65	2.5	58-1	11	22	9	4	118	4.5
ALL	26-8	425	16.3	40	104	.385	11	37	.297	27	43	.628	24	41	65	2.5	58-1	11	22	9	4	118	4.5

*- at UCLA



GAVIN GRIFFITHS

#12

GUARD | 6-7 | 193 | SOPHOMORE

HOMETOWN: SIMSBURY, CONN.
 PREVIOUS SCHOOL: RUTGERS

2024-25 (OUTLOOK)

The addition of sophomore guard Gavin Griffiths provides the Huskers with size and shooting ability on the wing. The 6-foot-7, 193-pound Griffiths played in all 32 games at Rutgers in 2023-24, ranking second on the team in 3-pointers and third in blocks despite averaging 18 minutes per contest. A top-50 recruit in the class of 2023, Griffiths averaged 11.3 points and 3.5 rebounds per game over the Scarlet Knights' final four contests while shooting 38 percent from 3-point range. He is an elite shooter with deep range which makes him an ideal player in Coach Fred Hoiberg's system. Griffiths is an underrated athlete whose experience in the Big Ten last season should aid in his development for 2024-25.

BEFORE NEBRASKA

Griffiths played in all 32 games at Rutgers in 2023-24, averaging 5.8 points and 2.2 rebounds per game while playing just under 18 minutes per contest. He was second on the Scarlet Knights with 31 3-pointers, while ranking third on the team in blocked shots (13) while coming off the bench for a majority of the season. His 31 3-pointers ranked third among Big Ten freshmen. He closed the year playing his best basketball, averaging 11.3 points and 3.5 rebounds per game over Rutgers' final four games, while shooting 38 percent from 3-point range. He had three double-figure efforts in that stretch, including 14 points at Wisconsin, 10 markers at Nebraska and a team-high 16 points in a start against Maryland in the Big Ten Tournament. He finished with seven double-figure efforts as a true freshman, highlighted by a 25-point effort against Boston University. In that contest, he went 9-of-15 from the field, including 3-of-7 from 3-point range. He had nine games with multiple 3-pointers, including a season-high four against Wisconsin. He had at least three rebounds in each of Rutgers' final seven games, including a season-high six caroms at No. 2 Purdue.

Griffiths was a consensus top-50 recruit in 2023 and was a four-star recruit by all four major recruiting services.

He played at Kingswood-Oxford High School where he averaged 24.6 points and 12 rebounds per game as a senior. For his efforts, he was chosen as the New England Preparatory School Athletic Council (NEPSAC) Player of the Year in Class B Basketball. He was the No. 2 player in the state of Connecticut as a senior by 24/7 Sports, ESPN.com and On3 in the class of 2023. He averaged 24.0 points, eight rebounds, and four assists during his junior season. He played on the AAU circuit with Expressions Elite for Coach Todd Quarles and shot 40.6 percent from three-point range on 11.3 attempts per 40 minutes at the 2022 Nike EYBL Peach Jam.

PERSONAL

The son of Larry and Karen Griffiths, Gavin was born on July 10, 2004. He has one sister (Nora) and two brothers (Declan and Riley). Gavin has not declared a major at Nebraska. He comes from a basketball family, as both his parents played college basketball at Hartford. Larry Griffiths is a member of the school's Hall of Fame after totaling 1,181 points and 694 rebounds during his career from 1987 to 1991, while Karen played at Hartford from 1989 to 1992. Gavin will look to be the Huskers' first-ever basketball letterwinner from the state of Connecticut.

CAREER HIGHS (INCLUDES RUTGERS)	
Points	25, vs Boston Univ. (11/10/23)
Rebounds	6, at Purdue (2/22/24)
Field Goals	9, vs Boston Univ. (11/10/23)
Free Throws	4, vs Boston Univ. (11/10/23)
3-point FG	4, at Wisconsin (3/7/24)
Assists	3, Two times (last, 2/22/24)
Steals	3, LIU (12/16/23)
Blocks	2, Two times (last, 3/3/24)
Minutes	33:23, vs. Maryland (3/13/24)



CAREER STATS

vs. All Opponents

Year	G-GS	MP	Avg.	FG	FGA	Pct.	3FG	3FGA	Pct.	FT	FTA	Pct.	Rebounds			F-DQ	A	TO	B	S	Pts.	Avg.	
													Off.	Def	Total								
2022-23*	32-3	575	18.0	68	210	.324	31	110	.282	18	30	.600	22	49	71	2.2	38-0	20	30	13	10	185	5.8
ALL	32-3	575	18.0	68	210	.324	31	110	.282	18	30	.600	22	49	71	2.2	38-0	20	30	13	10	185	5.8

vs. Big Ten Opponents

Year	G-GS	MP	Avg.	FG	FGA	Pct.	3FG	3FGA	Pct.	FT	FTA	Pct.	Rebounds			F-DQ	A	TO	B	S	Pts.	Avg.	
													Off.	Def	Total								
2023-24*	20-0	307	15.4	30	112	.268	17	57	.298	5	8	.625	11	30	41	2.1	19-0	14	9	3	7	82	4.1
ALL	20-0	307	15.4	30	112	.268	17	57	.298	5	8	.625	11	30	41	2.1	19-0	14	9	3	7	82	4.1

*- at Rutgers



JUSTIN BOLIS

#20

FORWARD | 6-8 | 225 | SOPHOMORE

HOMETOWN: LINCOLN, NEB.

PREVIOUS SCHOOL: SOUTHEAST COMMUNITY COLLEGE

2024-25 (OUTLOOK)

One of two Lincoln natives in the 2024 recruiting class, Justin Bolis walked on to the Husker program after spending one season at Southeast Community College. The 6-foot-8 forward averaged 15.5 points and 8.7 rebounds per game while shooting 38 percent from 3-point range. Bolis tallied 11 double-doubles and finished with seven 20-point efforts. He will provide depth in the Husker frontcourt, as he adjusts to the rigors of Division I basketball.

BEFORE NEBRASKA

Bolis played one season at Southeast Community College for Coach Joel Wooton, where he started all 31 games for the Bobcats. He averaged 15.5 points per game on 52 percent shooting, 8.7 rebounds, 1.4 assists and 1.2 blocks per game. Bolis, who was named to the Nebraska Community College Athletic All-Conference Team, shot 37.5 percent from 3-point range. He reached double figures 26 times, including each of the final 17 contests, and had seven 20-point efforts. He totaled 11 double-doubles, including a 21-point, 15-rebound effort against North Iowa Area CC. Bolis had 25 points against Central Community College-

Columbus, and had 24 points on 10-of-14 shooting, including 4-of-5 from 3-point range along with 10 rebounds in the Region IX title game. He had 15 points and 13 against United Tribes Tech in the North District Tournament. Bolis played at Lincoln High School for Coach Dan Noble, as he averaged nine points and six rebounds per game as a senior. He was named to the Heartland Athletic Conference All-Tournament team and was an academic all-conference pick as he carried a 3.6 GPA. Bolis missed his entire junior season with an Achillies tear. He played AAU basketball with the Lincoln Supreme and Coach Zach Tharanet.

PERSONAL

The son of Betty Lado and Zakaria Liyango, Justin was born on June 10, 2005, in Atlanta, Ga. Justin is majoring in business administration at Nebraska.



2024-25 HUSKERS



BRADEN FRAGER

#5

FORWARD | 6-7 | 220 | FRESHMAN

HOMETOWN: LINCOLN, NEB.

PREVIOUS SCHOOL: SOUTHWEST HIGH SCHOOL

2024-25 (OUTLOOK)

Over the last two seasons, Lincoln products Sam Griesel, Josiah Allick and Sam Hoiberg have played an instrumental part in the Huskers' success and the Nebraska coaches hope is that Braden Frager will one day be added to that list. Frager, a 6-foot-7, 220-pound forward, starred at Lincoln Southwest and averaged 18.3 points and 7.0 rebounds per game as a junior before reclassifying into the class of 2024. Frager is an athletic wing with the potential to score at all three levels. He was slowed at the start of summer by wrist surgery after his high school season but is on track to be fully healthy for the start of practice in September. The Husker coaches see a promising future for Frager, who does not turn 18 until after the season begins.

BEFORE NEBRASKA

Frager was a three-year performer at Lincoln Southwest High School under Coach Alex Bahe before reclassifying into the class of 2024. A three-star recruit by On3, 247Sports and Rivals, Frager was ranked among the top-200 players in the country before he reclassified to the class of 2024. A two-time honorable-mention all-state performer by the Lincoln Journal Star, he averaged 18.3 points, 7.0 rebounds, 1.2 assists and 1.2 steals per game in 2023-24, as the Silver Hawks went 15-8 and lost in the district finals. A

first-team Heartland Athletic Conference pick, he closed the year with a flourish, totaling at least 20 points in six of the final eight contests, including a school-record 39-point performance at Kearney. It was one of three 30-point games that Frager had in 2023-24, as he also recorded four double-doubles in his final season at the school. Frager earned honorable-mention all-state honors as a sophomore in 2022-23, averaging 11.4 points and 7.0 rebounds per game as Lincoln Southwest went 15-9 and reached the district finals. Frager shot 48 percent from the field, including 42 percent from 3-point range. He helped Lincoln Southwest to three straight district finals appearances during his high school career. In the classroom, he was a three-year member of the honor roll at Lincoln Southwest. Frager played for the ETG Midwest AAU program for Coach Ryan Reeder, averaging 15.0 ppg during his final season of AAU basketball. Frager selected Nebraska over Creighton and Iowa State.

PERSONAL

The son of Jodi Frager and Rick and Jean Frager, Braden was born on Nov. 10, 2006, in Liberty, Mo. he has an older sister (Izzy), a younger brother (Brecken) and two stepsisters (Sydney and Anna). Braden has not declared a major at Nebraska.





NICK JANOWSKI

#25

GUARD | 6-4 | 208 | FRESHMAN

HOMETOWN: PEWAUKEE, WIS.
 PREVIOUS SCHOOL: PEWAUKEE HIGH SCHOOL

2024-25 (OUTLOOK)

Freshman Nick Janowski gives the Huskers backcourt size and scoring ability. The 6-4, 208-pound guard comes to Nebraska after a decorated career at Pewaukee High School, where he won three state titles and had a runner-up finish in his four seasons. Janowski tallied 2,297 career points, a total which ranks in the top-20 all-time in the state of Wisconsin. Janowski, a top-150 recruit by all of the major recruiting services, averaged 30.8 points, 8.8 rebounds and 4.4 assists per game to lead Pewaukee to a 30-5 record and a berth in the state title game. Janowski showed promise during the Huskers' summer workouts and impressed coaches and teammates alike with his work ethic and communication skills. He has the ability to push for playing time as a true freshman in a deep Husker lineup.

BEFORE NEBRASKA

Janowski starred for Coach David Burkemper at Pewaukee (Wis.) High School for four seasons. A four-star recruit by ESPN.com, he was ranked among the nation's top 125 seniors by both 247Sports and Rivals and was a top-150 pick by On3. He is ranked among the top 25 shooting guards in the class by all four major recruiting services. During his four seasons, he totaled a school-record 2,297 points, 606 rebounds and 357 assists and helped his team to three state titles, a runner-up finish and a 106-14 combined record. As a senior, he repeated on the WBCA Division 2 All-State Team, as he led Pewaukee to a 30-5 record and a state runner-up finish. Janowski averaged 30.8 points, 8.2 rebounds and 4.4 assists per game as a senior, while shooting 53 percent from the field, 37 percent from 3-point range, and 84 percent from the line. He posted five 40-point games on the year, including a career-high 46-point game, and had a triple-double in the state semifinals against West Salem with 31 points, 10 rebounds and 10 assists. As a junior, he earned first team all-state honors, averaging 23.2 points, 4.9 assists, 6.5 rebounds, and 1.4 steals per game as Pewaukee went 27-3 on the season. For his career, Janowski averaged 20.1 points, 3.4 assists, and 5.4 rebounds per game while shooting 54 percent from the field and 44 percent from 3-point range as he hit 294 3-pointers in his prep career. Janowski played AAU for Phenom U in the EYBL circuit, helping his team to the Peach Jam in 2021 and 2022, including an Elite Eight finish in 2022. A member of the honor roll at Pewaukee High School, Janowski selected Nebraska over a host of schools including Iowa State, Wisconsin, Marquette and USC.

PERSONAL

The son of Jen and Brian Janowski, Nick was born on Oct. 25, 2005, in Oconomowoc, Wis. He has one older brother (Ashton) and a younger sister (Giselle). Nick is majoring in sports management/business at Nebraska.



2024-25 HUSKERS

N 2024-25 NEBRASKA BASKETBALL

CAREER GAME-BY-GAME TOTALS

#0 CONNOR ESSEGAN

2022-23 GAME-BY-GAME

(35 GAMES, 19 STARTS - AT WISCONSIN)

Opponent	MP	FG-A	3FG-A	FT-A	R	F	A	B	S	Pts
South Dakota	14:23	2-3	2-3	0-0	1	2	1	0	1	6
vs Stanford	23:01	3-9	2-4	0-0	2	1	0	0	0	8
Green Bay	07:29	0-1	0-0	2-2	1	0	0	0	0	2
vs. Dayton	19:23	3-6	2-4	5-5	2	1	0	0	1	13
vs. No. 3 Kansas	31:05	6-12	3-7	2-2	5	2	1	0	1	17
vs. USC	25:27	4-8	4-6	0-0	4	1	0	0	1	12
Wake Forest	22:60	3-7	2-5	4-4	4	2	2	0	0	12
at Marquette	22:50	5-10	2-5	0-0	3	4	3	0	1	12
No. 13 Maryland	22:06	2-7	2-5	2-2	1	0	3	0	1	8
at Iowa *	32:15	5-11	2-6	2-2	6	0	1	0	1	14
Lehigh	20:08	5-10	3-7	0-0	6	1	0	0	1	13
Western Michigan	23:07	2-6	2-6	2-2	2	2	1	0	0	8
Minnesota	19:42	3-7	1-3	4-5	4	1	0	0	2	11
at Illinois	22:39	2-5	1-3	0-0	0	3	0	0	0	5
Michigan St.	27:40	5-7	3-4	0-0	1	0	0	0	1	13
at Indiana	33:18	4-13	3-7	3-4	11	1	1	0	0	14
Penn St. #	33:20	4-7	2-4	0-0	3	3	0	0	1	10
at Northwestern #	34:53	3-11	2-8	2-2	4	1	2	0	0	10
at Maryland #	34:57	6-12	4-6	3-4	4	2	0	0	0	19
Illinois #	26:34	0-5	0-4	3-4	0	2	1	0	0	3
at Ohio St. #	35:26	5-10	2-5	5-6	7	2	1	0	1	17
Northwestern #	34:25	5-14	5-11	0-1	4	2	1	0	0	15
at Penn St. #	34:18	6-9	4-7	2-2	1	3	1	0	1	18
at Nebraska #	39:15	5-14	3-10	0-0	8	2	1	0	1	13
Michigan #	31:47	6-12	2-7	9-10	3	3	1	0	1	23
Rutgers #	21:12	0-10	0-7	2-2	2	2	1	0	1	2
Iowa #	31:26	5-13	2-7	5-7	5	1	1	0	0	17
at Michigan #	36:33	10-21	1-8	3-3	3	4	0	0	1	24
No. 5 Purdue #	26:43	3-8	2-4	0-0	2	4	0	0	0	8
at Minnesota #	32:05	4-10	1-2	2-2	6	1	0	1	0	11
vs Ohio St. #^	26:36	4-13	1-7	2-2	8	3	0	0	0	11
Bradley #S	30:48	2-11	1-6	9-9	5	0	1	0	0	14
Liberty #S	33:26	3-8	0-4	1-2	5	1	1	0	0	7
at Oregon #S	23:02	4-9	1-3	0-0	5	1	1	0	1	9
vs North Texas #S	24:13	4-10	2-7	2-2	3	2	0	0	0	12
Totals	958:30	133-329	69-192	76-86	131	60	26	1	19	411

2023-24 GAME-BY-GAME

(33 GAMES, 0 STARTS - AT WISCONSIN)

Opponent	MP	FG-A	3FG-A	FT-A	R	F	A	B	S	Pts
Arkansas St.	04:35	2-3	0-0	0-0	1	1	0	0	0	4
No. 9 Tennessee	11:27	1-2	0-1	2-2	2	2	0	0	2	4
at Providence	06:19	0-3	0-1	0-0	0	1	1	0	0	0
Robert Morris	06:39	0-1	0-1	0-0	0	0	0	0	0	0
vs. No. 24 Virginia	04:17	1-3	0-2	0-0	2	0	0	0	0	2
vs. SMU	12:50	2-6	1-5	0-0	2	0	1	0	0	5
Western Ill.	13:38	2-7	2-6	0-0	2	1	1	0	0	6
No. 3 Marquette	03:11	0-1	0-1	0-0	0	0	0	0	0	0
at Michigan St. *	03:55	1-1	1-1	0-0	0	0	0	0	1	3
at No. 1 Arizona	08:06	0-2	0-1	0-0	0	1	0	0	0	0
Jacksonville St.	03:57	1-2	1-2	0-0	0	1	0	0	0	3
Chicago St.	18:22	2-5	1-3	0-0	3	4	0	0	0	5
Iowa *	00:21	0-0	0-0	0-0	1	0	0	0	0	0
Nebraska *	12:27	4-9	4-7	0-0	1	0	0	0	0	12
at Ohio St. *	07:27	1-3	1-3	0-0	2	0	0	0	0	3
Northwestern *	02:56	2-2	1-1	0-0	0	0	0	0	0	5
at Penn St. *	06:32	1-3	0-2	1-2	1	1	0	0	0	3
Indiana *	06:13	1-2	0-1	2-2	0	1	0	0	0	4
at Minnesota *	06:22	1-2	0-1	0-0	1	1	0	0	0	2
Michigan St. *	06:23	3-4	2-3	0-0	3	0	0	0	0	8
at Nebraska *	04:00	1-1	1-1	0-0	0	0	0	0	0	3
No. 2 Purdue *	11:50	3-7	0-4	0-0	1	2	1	0	0	6
at Michigan *	09:53	0-3	0-2	0-0	1	0	1	0	0	0
at Rutgers *	23:33	5-12	3-8	2-2	2	1	0	0	0	15
Ohio St. *	10:22	0-1	0-0	0-0	0	0	0	0	0	0
at Iowa *	03:39	0-1	0-1	0-0	0	2	0	0	0	0
Maryland *	06:54	0-2	0-2	2-2	1	1	0	0	0	2
at Indiana *	05:26	0-2	0-1	0-0	1	1	0	0	1	0
No. 13 Illinois *	05:52	0-1	0-1	0-0	2	2	0	0	0	0
Rutgers *	00:41	0-0	0-0	0-0	0	0	0	0	0	0
at No. 3 Purdue *	01:02	0-0	0-0	0-0	0	0	0	0	0	0
vs. Maryland ^	09:05	3-5	2-4	1-1	1	0	0	0	0	9
vs. Northwestern ^	03:24	0-0	0-0	0-0	0	1	1	0	0	0
Totals	241:37	37-96	20-66	10-11	27	24	8	0	4	104

#1 SAM HOIBERG

2022-23 GAME-BY-GAME (21 GAMES, 1 START)

Opponent	MP	FG-A	3FG-A	FT-A	R	F	A	B	S	Pts
Omaha	0:53	0-0	0-0	0-0	0	0	0	0	0	0
at St. John's	2:04	0-1	0-1	0-0	0	1	0	0	0	0
Arkansas-Pine Bluff	2:17	1-2	0-1	0-0	1	0	0	0	1	2
vs. Oklahoma	0:43	0-0	0-0	0-0	0	0	0	0	0	0
Boston College	1:30	0-0	0-0	0-0	0	0	0	0	0	0



Cale Jacobsen played in 20 games as a redshirt freshman in 2023-24.

at No. 14 Indiana *	1:22	0-0	0-0	2-2	1	0	0	0	0	2
Iowa *	1:14	0-1	0-1	0-0	1	0	0	0	0	0
at Michigan State *	1:50	0-0	0-0	3-4	0	1	0	0	0	3
Illinois *	0:59	0-0	0-0	0-0	0	0	0	0	0	0
Northwestern *	17:50	3-5	0-2	0-0	6	0	1	0	0	6
at Maryland *	25:55	6-8	3-3	0-0	3	2	0	0	0	15
at Illinois #	10:45	0-1	0-0	0-0	1	0	0	0	0	0
Penn State *	20:18	2-3	0-0	3-4	2	0	1	0	1	7
at Michigan *	18:45	2-2	1-1	0-0	0	1	0	1	1	5
Wisconsin *	18:38	1-3	1-2	0-0	3	1	0	0	2	3
at Rutgers *	23:38	2-3	1-2	2-2	2	2	1	1	1	7
Maryland *	37:01	3-5	1-3	2-2	6	3	1	0	2	9
Minnesota *	22:08	3-5	0-1	5-5	6	1	0	0	2	11
Michigan State *	23:13	0-4	0-2	5-6	4	2	0	0	1	5
at Iowa *	17:41	3-5	2-3	1-3	2	2	1	0	0	9
vs. Minnesota ^	18:31	1-1	0-0	0-0	0	4	1	0	2	2
Totals	267:15	27-49	9-22	23-28	38	19	7	1	13	86

2023-24 GAME-BY-GAME (34 GAMES, 0 STARTS)

Opponent	MP	FG-A	3FG-A	FT-A	R	F	A	B	S	Pts
Lindenwood	25:14	5-7	2-4	3-5	5	1	2	1	1	15
Florida A&M	22:37	1-3	1-3	0-0	3	1	1	0	4	3
Rider	22:04	2-4	1-3	2-2	4	2	1	0	0	7
Stony Brook	12:41	1-2	0-1	0-0	0	3	1	0	0	2
vs Oregon St.	11:48	2-4	1-3	0-1	0	3	0	0	0	5
Duquesne	14:43	1-3	1-1	0-0	0	0	0	1	0	3
Cal St. Fullerton	15:20	0-1	0-0	0-0	2	3	1	0	0	0
No. 15 Creighton	11:12	0-3	0-0	0-2	5	0	0	0	1	0
at Minnesota *	08:28	0-0	0-0	0-0	0	0	0	0	0	0
Michigan St. *	16:38	1-4	1-2	2-2	3	1	2	0	1	5
at Kansas St.	25:33	1-3	1-2	0-0	3	1	2	0	2	3
North Dakota	23:46	2-4	1-2	0-0	2	4	2	0	1	5
South Carolina St.	16:34	2-6	0-2	1-2	7	3	3	0	2	5
Indiana *	22:53	1-3	0-1	3-3	0	3	4	0	1	5
at No. 21 Wisconsin *	19:52	1-4	1-2	2-2	6	2	2	1	0	5
No. 1 Purdue *	23:54	4-5	1-2	0-0	2	2	3	0	3	9
at Iowa *	25:07	1-5	0-2	0-0	6	1	4	0	2	2
at Rutgers *	18:58	2-2	2-2	0-0	1	2	1	0	0	6
Northwestern *	21:52	1-1	0-0	0-1	6	1	3	0	0	2
Ohio St. *	26:47	0-2	0-0	1-2	4	2	0	0	2	1
at Maryland *	19:17	0-1	0-1	0-0	2	2	1	0	1	0
No. 6 Wisconsin *	22:04	1-2	0-0	1-2	4	3	2	0	3	3
at No. 14 Illinois *	18:57	1-2	1-2	0-0	2	2	1	0	0	3
at Northwestern *	19:18	0-0	0-0	4-6	1	2	2	0	0	4
Michigan *	17:15	0-2	0-1	4-4	4	2	3	0	1	4
Penn St. *	24:26	2-5	0-2	0-0	6	2	1	0	2	4
at Indiana *	18:06	0-0	0-0	2-2	2	2	1	0	1	2
Minnesota *	21:22	0-4	0-2	0-0	5	3	3	0	1	0
at Ohio St. *	22:06	2-5	1-3	0-0	4	2	4	0	0	5
Rutgers *	23:19	0-2	0-2	0-0	2	3	2	0	0	0
at Michigan *	20:38	0-2	0-1	0-0	1	4	1	0	0	0
vs Indiana ^	18:27	0-1	0-1	0-0	2	0	1	0	0	0
vs No. 13 Illinois ^	26:51	3-5	0-1	1-2	4	3	3	0	2	7
vs Texas A&M %	11:14	0-1	0-1	0-0	0	2	0	0	0	0
Totals	669:21	37-98	15-49	26-38	98	67	59	3	31	115

#2 AHRON ULIS

2020-21 GAME-BY-GAME

(17 GAMES, 0 STARTS - AT IOWA)

Opponent	MP	FG-A	3FG-A	FT-A	R	F	A	B	S	Pts
North Carolina Central	09:40	0-0	0-0	5-6	2	0	1	0	0	5
Southern	10:26	1-2	0-1	4-4	0	1	1	0	0	6
Western Illinois	08:49	0-0	0-0	2-2	1	0	2	0	0	2



CAREER GAME-BY-GAME TOTALS

at No. 20 Illinois *	13:08	1-2	0-0	0-0	1	2	1	0	0	2
vs. Northwestern ^	11:19	1-3	0-0	0-0	1	2	2	0	0	2
vs. Indiana ^	03:27	0-0	0-0	0-0	1	0	0	0	1	0
vs. No. 9 Purdue ^	02:59	0-0	0-0	0-0	0	0	1	0	0	0
vs. Richmond %	00:13	0-0	0-0	0-0	0	0	0	0	0	0
Totals	486:02	34-100	4-12	38-48	69	41	73	0	19	110

2022-23 GAME-BY-GAME
(32 GAMES, 27 STARTS - AT IOWA)

Opponent	MP	FG-A	3FG-A	FT-A	R	F	A	B	S	Pts
Bethune-Cookman	22:09	2-6	0-3	0-0	4	1	3	1	0	4
at North Carolina A&T	15:58	3-7	0-2	0-0	0	1	4	0	0	6
at Seton Hall	27:11	2-6	0-0	4-5	3	1	2	0	0	8
Omaha #	21:06	2-5	2-4	1-2	0	1	4	0	1	7
vs. Clemson	21:42	2-5	1-3	0-0	1	1	1	1	0	5
vs. TCU	23:57	7-8	1-1	0-0	2	1	1	0	1	15
Georgia Tech #	21:39	0-4	0-1	0-0	0	1	5	0	2	0
vs. No. 15 Duke #	21:15	2-7	1-3	0-0	1	1	2	0	0	5
No. 20 Iowa St. #	35:46	2-5	2-2	2-2	7	0	2	0	2	8
SE Missouri St. #	22:54	2-4	1-3	2-2	0	0	3	0	0	7
Eastern Illinois #	30:45	2-10	0-7	0-1	0	4	3	0	0	4
at Nebraska * #	17:33	0-4	0-2	0-0	3	1	1	0	0	0
at Penn St. * #	19:27	1-6	0-3	0-0	3	2	3	0	1	2
No. 15 Indiana * #	09:42	0-1	0-0	0-0	0	2	4	1	1	0
at Rutgers * #	35:20	2-8	2-4	2-2	5	2	3	0	1	8
Michigan * #	12:17	2-5	1-1	1-2	0	0	0	0	0	6
Maryland * #	27:10	4-8	1-2	0-0	4	0	4	0	0	9
at Ohio St. * #	28:29	4-9	1-3	3-3	2	1	2	0	2	12
at Michigan St. * #	34:51	8-10	1-1	0-3	2	1	3	0	0	17
Rutgers * #	29:00	5-9	2-4	4-5	1	1	1	0	2	16
Northwestern * #	24:58	2-5	0-0	0-0	1	2	2	0	0	4
Illinois * #	17:45	1-2	0-0	0-0	2	3	0	0	0	2
at No. 1 Purdue * #	18:43	1-6	0-1	2-2	1	2	3	0	1	4
at Minnesota * #	28:36	2-6	1-3	0-1	1	1	3	1	1	5
Ohio St. * #	23:42	4-7	1-3	3-3	0	1	1	0	0	12
at Northwestern * #	26:02	3-6	1-3	1-2	1	3	2	0	0	8
at Wisconsin * #	23:48	3-9	1-5	2-2	1	1	2	0	0	9
Michigan St. * #	15:46	2-4	1-1	0-0	2	2	2	0	1	5
at No. 15 Indiana * #	18:42	1-2	1-1	1-2	2	1	1	0	0	4
Nebraska * #	13:12	0-2	0-1	0-0	1	2	0	0	0	0
vs. Ohio St. ^ #	16:35	0-1	0-0	1-2	2	2	0	0	1	1
vs. Auburn # %	15:55	1-5	0-2	0-0	0	0	0	0	0	2
Totals	721:56	72-182	22-69	29-41	50	42	67	4	17	195

#3 BRICE WILLIAMS

2019-20 GAME-BY-GAME
(27 GAMES, 0 STARTS - AT CHARLOTTE)

Opponent	MP	FG-A	3FG-A	FT-A	R	F	A	B	S	Pts
at James Madison	16:41	4-7	3-5	0-1	5	1	0	0	0	11
Davidson	19:00	2-7	1-2	2-2	1	0	0	1	0	7
Wake Forest	12:00	0-3	0-1	0-0	2	2	0	1	0	0
at Appalachian St.	17:36	2-5	0-2	0-0	2	1	0	0	0	4

at Georgia St.	05:47	1-3	0-1	0-0	0	0	0	0	0	2
USC Upstate	18:00	3-4	1-1	0-0	3	1	0	0	0	7
UNC Asheville	07:00	0-0	0-0	0-0	0	1	0	0	1	0
at UNC Wilmington	04:45	1-1	1-1	0-0	1	2	0	0	0	3
Valparaiso	04:00	0-1	0-0	0-0	1	0	0	0	0	0
Md.-Eastern Shore	10:00	1-4	0-1	0-2	2	0	1	0	0	2
at East Carolina	06:16	0-1	0-1	0-0	1	2	0	1	0	0
UAB	06:00	0-0	0-0	0-0	2	0	0	0	0	0
Old Dominion	00:50	0-0	0-0	0-0	0	0	0	0	0	0
at Marshall	03:00	0-0	0-0	0-0	0	0	0	0	0	0
at Western Kentucky	15:49	3-5	1-1	2-2	2	1	0	0	3	9
at Old Dominion	05:00	0-1	0-1	0-0	2	0	0	0	0	0
Florida Atlantic	08:34	0-2	0-1	0-0	1	0	0	0	0	0
Florida International	07:22	0-2	0-1	0-1	0	0	0	0	0	0
at Louisiana Tech	11:54	3-4	2-3	2-2	3	2	0	0	0	10
at Southern Miss	07:00	1-2	0-1	2-2	3	2	1	1	0	4
UTEP	03:29	0-1	0-1	0-0	0	0	0	0	0	0
at North Texas	02:55	0-0	0-0	0-0	0	0	0	0	0	0
at Rice	06:28	0-2	0-2	0-0	0	0	0	0	1	0
at Western Kentucky	07:52	0-1	0-1	0-0	2	1	0	1	1	0
Florida International	05:11	0-0	0-0	0-0	0	0	0	0	0	0
North Texas	14:35	1-4	0-2	0-1	2	0	2	0	0	2
at Louisiana Tech	17:14	1-2	0-1	0-0	2	2	0	2	0	2
Totals	244:18	23-62	9-30	8-12	40	18	4	7	6	63

2020-21 GAME-BY-GAME
(25 GAMES, 14 STARTS - AT CHARLOTTE)

Opponent	MP	FG-A	3FG-A	FT-A	R	F	A	B	S	Pts
East Carolina #	19:46	2-6	1-4	0-0	3	1	3	0	0	5
Georgia St. #	37:02	3-9	2-5	2-6	7	4	0	3	1	10
South Carolina St.#	27:26	6-10	1-2	1-2	7	2	2	0	1	14
Appalachian St. #	10:57	0-0	0-0	0-0	1	4	1	0	0	0
at Davidson#	34:08	2-4	0-0	1-2	5	1	1	0	0	5
North Carolina A&T #	38:23	5-10	1-5	2-2	4	2	2	1	1	13
at George Wash. #	33:10	4-5	2-2	0-0	3	2	1	0	1	10
Western Kentucky #	34:58	8-9	2-3	3-4	7	3	0	0	2	21
Western Kentucky #	40:44	2-8	1-4	2-2	1	4	1	0	0	7
Belmont Abbey #	36:13	3-6	1-2	2-2	3	2	2	1	0	9
UAB #	30:00	4-9	1-3	4-4	5	2	0	3	2	13
UAB	31:01	7-11	3-3	5-6	3	4	2	0	1	22
at Florida Atlantic #	40:01	3-9	1-5	0-2	9	2	0	1	2	7
at Florida Atlantic #	34:12	4-6	0-1	0-0	1	4	2	0	0	8
Florida International #	25:51	1-8	1-3	0-0	3	1	2	0	0	3
Florida International	31:32	6-9	2-2	1-1	4	3	2	1	0	15
at Middle Tennessee	20:28	5-8	0-1	1-2	1	0	0	0	0	11
at Middle Tennessee	25:18	3-5	2-4	2-2	2	1	0	0	1	10
Old Dominion	28:22	5-8	3-4	0-0	2	2	0	0	0	13
at Old Dominion	29:00	1-5	0-2	3-3	5	1	1	0	1	5
at UTEP	23:51	0-6	0-4	2-2	8	2	1	0	1	2
at UTEP	30:54	4-10	2-5	5-7	7	1	0	0	2	15
at Marshall	32:00	4-9	3-6	2-4	2	1	1	0	1	13
at Marshall	33:00	4-11	2-2	1-2	6	4	0	1	2	11
vs. UTSA	10:10	0-1	0-0	1-2	0	1	1	0	0	1
Totals	738:28	86-182	31-72	40-57	99	54	25	11	19	243

2022-23 GAME-BY-GAME
(36 GAMES, 13 STARTS - AT CHARLOTTE)

Opponent	MP	FG-A	3FG-A	FT-A	R	F	A	B	S	Pts
Coppin State	24:55	5-12	0-3	4-5	6	2	1	0	1	14
Md.-Eastern Shore	17:40	4-6	3-3	2-2	7	0	2	0	0	13
vs. Boise State	24:40	4-7	2-3	2-2	5	1	0	0	2	12
vs. Tulsa	11:15	0-1	0-1	2-2	3	0	0	0	0	2
vs. Massachusetts	26:40	2-8	1-4	4-4	1	1	3	0	2	9
at Detroit Mercy	33:52	6-14	1-3	3-4	8	2	1	0	1	16
Presbyterian	20:30	5-9	1-2	3-3	4	0	1	0	1	14
at Davidson	15:48	0-2	0-0	0-0	1	2	0	0	1	0
Appalachian State	11:08	1-6	1-3	0-0	2	0	0	0	0	3
Detroit Mercy	07:42	0-2	0-1	0-0	0	1	2	0	0	0
at Monmouth	17:55	4-6	2-2	0-0	1	1	1	1	0	10
at UAB	21:50	4-6	3-4	3-4	3	4	0	0	1	14
Middle Tennessee St.	26:40	9-11	2-3	11-13	4	1	2	0	0	31
Louisiana Tech	27:56	9-12	3-6	10-14	6	1	1	0	0	31
at Florida International	29:00	4-15	2-7	0-0	7	1	0	0	0	10
at Florida Atlantic	27:20	6-10	2-3	2-2	8	0	2	0	0	16
UTSA	24:41	4-9	0-4	1-3	6	3	1	0	2	9
UTEP	20:37	3-9	2-2	0-0	3	5	0	0	0	8
at Middle Tenn. St.	23:47	3-7	0-3	0-0	5	1	1	0	0	6
at Western Kentucky	33:28	11-16	3-6	2-2	7	1	1	0	0	27
at Rice	31:37	4-9	0-4	0-0	7	3	0	0	1	8
Florida International #	35:49	8-15	4-10	7-7	6	1	0	0	0	27
Florida Atlantic #	31:46	4-11	2-6	4-4	8	1	2	0	2	14
at UTEP	22:11	3-5	3-4	0-0	1	0	0	0	1	9
at North Texas	21:50	0-5	0-4	0-0	2	0	0	0	0	0
Western Kentucky #	38:42	3-10	2-6	0-1	9	1	1	1	2	8
at Louisiana Tech #	29:16	6-9	1-2	2-2	1	0	1	0	0	15
North Texas #	33:29	4-13	1-4	5-6	5	1	1	0	0	14
Rice #	34:24	9-15	3-4	4-4	13	2	2	1	0	25
at UTSA #	28:08	8-16	2-6	2-3	11	3	1	1	0	20
UAB #	45:37	12-24	4-10	4-6	6	2	2	3	0	32
vs Middle Tenn. St. #	34:42	6-11	1-3	0-1	3	0	2	0	0	13
vs. Western Carolina #	37:00	5-11	2-5	8-8	10	1	2	1	3	20
vs. Milwaukee #	34:00	9-16	4-7	3-3	5	3	4	3	0	25
vs. Radford #	35:51	3-11	0-5	8-8	11	2	3	0	0	14
vs. Eastern Kentucky #	34:00	2-6	1-4	1-2	5	1	3	2	0	6
Totals	975:46	170-355	58-146	97-115	190	48	43	13	20	495

2023-24 GAME-BY-GAME (34 GAMES, 34 STARTS)

N 2024-25 NEBRASKA BASKETBALL

CAREER GAME-BY-GAME TOTALS

2024-25 HUSKERS

Western Kentucky	6:45	1-1	0-0	0-0	1	0	0	0	0	2
East Tennessee State	15:36	3-5	0-0	0-2	4	2	0	1	1	6
Ole Miss	3:43	0-0	0-0	0-0	0	2	0	0	1	0
at No. 7 Tennessee	0:04	0-0	0-0	0-0	0	0	0	0	0	0
Florida	3:37	0-2	0-0	0-0	2	0	0	0	0	0
at Auburn	2:06	0-2	0-2	0-0	0	1	0	0	0	0
at Kentucky	12:41	2-7	0-0	0-2	5	1	0	0	1	4
Arkansas	7:43	4-4	1-1	0-0	3	2	0	3	1	9
at LSU	7:56	0-0	0-0	0-0	3	2	1	0	0	0
Mississippi St.	5:51	0-2	0-0	2-2	0	1	1	0	0	2
Kentucky	15:47	3-6	0-1	0-2	3	2	0	1	1	6
at No. 24 Oklahoma	3:52	0-1	0-1	0-0	1	1	0	0	0	0
LSU	14:00	6-8	0-1	0-0	7	3	0	1	2	12
at No. 18 Missouri	9:56	0-2	0-0	3-4	4	0	1	0	1	3
at South Carolina #	2:27	1-2	0-0	0-0	1	1	0	0	0	2
at No. 20 Arkansas	16:41	4-8	0-2	1-2	9	4	0	2	0	9
at Mississippi St.	6:26	1-1	0-0	1-2	0	2	0	0	2	3
Auburn	12:00	2-3	0-0	0-0	4	1	0	0	1	4
at Georgia	8:04	0-4	0-0	0-0	5	0	0	1	0	0
vs. Mississippi St.	13:50	4-4	0-0	3-3	2	4	0	1	0	11
vs. Tennessee	10:50	1-2	0-0	1-1	3	0	0	0	0	3
vs. LSU	16:51	4-6	0-0	0-1	8	2	1	1	1	8
vs. Iona #	20:01	2-2	0-0	2-3	4	3	0	0	1	6
vs. Maryland #%	24:32	2-4	0-0	2-2	7	0	1	1	0	6
vs. UCLA %	23:25	4-5	0-0	0-2	5	5	0	0	1	8
Totals	283:39	48-89	1-9	18-34	85	40	5	12	14	115

2021-22 GAME-BY-GAME (29 GAMES, 16 STARTS - AT ALABAMA)

Opponent	MP	FG-A	3FG-A	FT-A	R	F	A	B	S	Pts
Louisiana Tech	21:04	6-10	0-3	0-0	10	1	1	0	3	12
South Dakota State	7:37	0-1	0-1	0-0	2	1	1	0	0	0
vs. Iona	20:11	2-3	0-0	0-2	7	2	0	0	0	4
vs. Drake #	26:36	6-9	0-0	2-4	10	4	0	0	2	14
vs. Miami (Fla) #	16:54	5-7	0-1	3-4	5	2	1	0	1	13
vs. No. 3 Gonzaga #	17:16	2-8	1-5	2-2	4	4	1	1	1	7
No. 14 Houston #	28:43	6-13	1-3	6-9	4	4	0	1	0	19
at Memphis #	20:39	3-6	1-2	0-0	2	5	0	0	0	7
Jacksonville State #	14:48	2-3	0-1	0-0	0	3	0	1	0	4
vs. Davidson #	23:53	4-5	3-4	4-5	8	1	0	1	0	15
No. 14 Tennessee #	20:24	1-3	0-1	0-0	4	4	0	1	3	2
at Florida #	27:45	7-11	1-3	4-4	8	0	1	1	2	19
at Missouri #	24:24	4-8	0-2	1-3	3	4	0	1	1	9
No. 4 Auburn #	6:06	2-3	0-1	0-0	1	4	0	0	0	4
at Mississippi State	8:26	1-3	0-2	0-0	0	4	0	1	0	2
No. 13 LSU	7:09	0-2	0-1	0-0	2	1	0	1	0	0
No. 4 Baylor	26:34	7-8	0-0	1-2	3	0	0	1	0	15
at No. 1 Auburn #	18:30	1-2	0-0	1-2	6	4	0	0	1	3
No. 5 Kentucky #	21:13	2-6	0-2	2-6	4	1	2	1	0	6
at Ole Miss #	11:27	2-3	0-0	2-2	1	0	0	0	0	6
Arkansas #	6:15	1-3	0-1	0-0	1	2	0	0	0	2
Mississippi State	7:32	1-1	0-0	0-0	2	1	0	0	1	2
at No. 4 Kentucky #	11:21	1-3	1-2	0-2	2	1	0	1	0	3



Jeffrey Grace III has played in 27 career games at Nebraska.

at Vanderbilt	2:42	0-3	0-2	0-0	0	2	0	0	0	0
South Carolina	10:01	0-3	0-1	2-2	4	1	0	0	0	2
Texas A&M	5:33	2-3	0-0	0-0	0	1	0	1	0	4
at LSU	6:08	0-1	0-1	2-2	0	0	0	0	0	2
vs Vanderbilt	7:38	1-2	0-0	0-0	2	2	1	0	0	2
vs Notre Dame %	23:13	4-9	1-2	1-3	4	2	1	3	2	10
Totals	450:01	73-142	1-41	33-54	99	61	9	16	17	188

2022-23 GAME-BY-GAME (17 GAMES, 17 STARTS)

Opponent	MP	FG-A	3FG-A	FT-A	R	F	A	B	S	Pts
Maine #	29:33	5-15	1-4	3-6	11	0	0	0	1	14
Omaha #	17:22	0-2	0-0	0-0	1	2	0	0	1	0
at St. John's #	30:40	4-14	0-5	0-0	11	3	0	0	3	8
Arkansas-Pine Bluff #	30:38	6-10	2-5	3-6	7	1	2	0	3	17
vs. Oklahoma #	34:20	7-13	2-5	0-0	7	2	0	1	0	16
vs. Memphis #	32:52	2-11	2-7	0-0	4	3	2	0	3	6
vs. Florida State #	28:43	5-8	0-1	0-0	4	4	3	0	3	10
Boston College #	26:31	4-9	1-4	1-1	4	0	0	1	0	10
at No. 7 Creighton #	35:20	5-5	1-1	1-2	9	0	1	0	1	12
at No. 14 Indiana #	30:36	1-6	0-2	2-2	7	2	0	0	2	4
No. 4 Purdue #	32:46	2-7	2-6	0-1	8	4	2	1	2	6
at Kansas State #	29:17	3-9	0-2	2-2	11	3	1	1	4	8
Queens #	29:40	4-7	0-2	3-4	7	2	1	0	0	11
Iowa #	36:27	6-11	2-5	0-2	9	2	1	1	1	14
at Michigan State #	28:35	2-6	0-2	0-0	1	2	0	2	0	4
at Minnesota #	32:43	7-11	1-4	3-3	6	1	1	0	0	18
Illinois #	16:16	1-3	1-2	0-0	3	1	0	2	0	3
Totals	502:29	64-147	15-57	18-29	110	32	14	9	24	161

2023-24 GAME-BY-GAME (28 GAMES, 20 STARTS)

Opponent	MP	FG-A	3FG-A	FT-A	R	F	A	B	S	Pts
Stony Brook	23:18	8-11	2-4	1-4	7	0	0	0	0	19
vs Oregon St.	20:58	5-10	1-4	1-2	10	3	2	2	1	12
Duquesne	22:03	7-10	2-4	4-4	5	3	1	0	0	20
Cal St. Fullerton	24:46	3-10	1-7	5-6	6	0	1	0	2	13
No. 15 Creighton	24:11	4-9	0-2	0-0	1	0	1	1	3	8
at Minnesota *	30:54	5-7	0-1	1-1	4	3	2	0	2	11
Michigan St. #	35:59	8-11	2-4	2-3	3	2	1	2	3	20
at Kansas St. #	30:39	6-16	1-2	0-0	18	3	1	1	0	13
North Dakota #	34:01	4-8	3-5	1-2	12	1	2	0	2	12
South Carolina St. #	15:42	1-3	0-2	3-4	3	0	4	4	1	5
Indiana #	20:32	2-7	0-2	0-0	2	4	2	0	1	4
at No. 21 Wisconsin #	17:50	4-5	0-1	0-0	0	4	0	1	0	8
No. 1 Purdue #	33:13	4-8	1-1	3-6	5	2	1	1	2	12
at Iowa #	13:41	3-8	0-3	3-4	5	4	0	1	0	9
at Rutgers #	22:32	4-8	1-3	0-0	6	0	0	1	1	9
No. 6 Wisconsin *	33:05	3-6	0-3	3-6	4	1	1	1	0	9
at No. 14 Illinois *	34:56	4-5	0-0	4-4	11	4	2	0	2	12
at Northwestern #	28:48	6-12	1-2	2-3	3	5	0	1	0	15
Michigan #	26:20	2-5	1-2	0-2	7	3	2	1	2	5
Penn St. #	30:49	5-9	0-1	3-3	6	1	0	2	0	13
at Indiana #	34:01	6-12	2-4	1-5	6	3	1	0	1	15
Minnesota #	34:31	7-13	4-7	4-4	8	0	2	0	0	22
at Ohio St. #	27:11	3-12	0-6	2-2	6	3	1	0	1	8
Rutgers #	31:49	5-15	2-7	3-4	11	1	1	3	1	15
at Michigan #	27:49	4-6	0-1	1-2	7	0	1	1	0	9
vs Indiana #	25:10	4-9	1-4	2-2	6	2	1	0	1	11
vs No. 13 Illinois #	27:48	2-6	0-3	3-4	6	5	2	0	0	7
vs Texas A&M #	24:44	3-5	0-0	3-4	2	4	3	0	3	9
Totals	757:21	122-245	26-85	55-81	170	61	35	21	31	325

#8 JEFFREY GRACE III

2022-23 GAME-BY-GAME (11 GAMES, 0 STARTS)

Opponent	MP	FG-A	3FG-A	FT-A	R	F	A	B	S	Pts
Omaha	0:53	0-1	0-1	0-0	0	0	0	0	0	0
Arkansas-Pine Bluff	1:00	1-1	0-0	0-0	1	0	0	0	0	2
vs. Florida State	0:35	0-0	0-0	0-0	0	0	0	0	0	0
Boston College	1:30	0-0	0-0	0-0	0	0	0	1	0	0
Iowa *	1:14	0-0	0-0	0-0	0	0	0	0	0	0
at Michigan State *	1:50	0-0	0-0	0-0	0	0	0	0	0	0
Illinois *	0:59	0-0	0-0	0-0	0	0	0	0	0	0
Northwestern *	0:44	0-0	0-0	0-0	1	0	0	0	0	0
at Maryland *	1:40	0-0	0-0	0-2	0	0	0	0	1	0
at Michigan *	0:55	0-0	0-0	2-2	1	0	0	0	0	2
Michigan State *	0:24	0-0	0-0	0-0	0	0	0	0	0	0
Totals	11:45	1-2	0-1	2-4	3	0	1	0	1	4

2023-24 GAME-BY-GAME (16 GAMES, 0 STARTS)

Opponent	MP	FG-A	3FG-A	FT-A	R	F	A	B	S	Pts
Lindenwood	04:00	1-2	0-0	0-1	0	0	1	0	0	2
Florida A&M	02:20	1-1	0-0	0-0	1	0	0	0	0	2
Stony Brook	01:47	0-0	0-0	0-0	0	0	0	0	0	0
vs. Oregon St.	01:09	0-0	0-0	0-0	0	0	0	0	0	0
No. 15 Creighton	00:56	0-0	0-0	0-0	0	0	0	0	0	0
South Carolina St.	03:52	0-0	0-0	2-2	1	0	0	0	0	2
at Maryland *	01:23	0-0	0-0	0-0	0	0	0	0	0	0
at No. 14 Illinois *	00:04	0-0	0-0	0-0	0	0	0	0	0	0

at Northwestern *	00:05	0-0	0-0	0-0	0	1	0	0	0	0
Michigan *	01:20	0-0	0-0	0-0	0	0	1	0	0	0
Penn St. *	00:29	0-0	0-0	0-0	0	0	0	0	0	0
at Ohio St. *	00:20	0-0	0-0	0-0	0	0	0	0	0	0
at Michigan *	01:42	0-0	0-0	0-2	1	0	0	0	0	0
vs. Indiana *										



Table showing career statistics for 2023-24 game-by-game (32 games, 29 starts) at North Dakota State. Columns include Opponent, MP, FG-A, 3FG-A, FT-A, R, F, A, B, S, Pts. Totals: 692:54 136-231 2-6 62-113 171 63 38 10 12 336.

Table showing career statistics for 2023-24 game-by-game (32 games, 29 starts) at North Dakota State. Columns include Opponent, MP, FG-A, 3FG-A, FT-A, R, F, A, B, S, Pts. Totals: 740:57 148-266 12-33 104-148 161 76 32 8 10 412.

#24 ROLLIE WORSTER

Table showing career statistics for 2020-21 game-by-game (26 games, 25 starts) at Utah State. Columns include Opponent, MP, FG-A, 3FG-A, FT-A, R, F, A, B, S, Pts. Totals: 717:42 86-212 23-81 41-51 99 58 92 6 24 236.

2021-22 GAME-BY-GAME (26 GAMES, 25 STARTS - AT UTAH)

Table showing career statistics for 2021-22 game-by-game (26 games, 25 starts) at Utah. Columns include Opponent, MP, FG-A, 3FG-A, FT-A, R, F, A, B, S, Pts. Totals: 888:42 88-218 21-64 37-46 140 74 96 9 27 234.

2022-23 GAME-BY-GAME (30 GAMES, 30 STARTS - AT UTAH)

Table showing career statistics for 2022-23 game-by-game (30 games, 30 starts) at Utah. Columns include Opponent, MP, FG-A, 3FG-A, FT-A, R, F, A, B, S, Pts. Totals: 961:35 97-232 22-79 43-53 156 72 149 6 25 259.

2023-24 GAME-BY-GAME (16 GAMES, 16 STARTS - AT UTAH)

Table showing career statistics for 2023-24 game-by-game (16 games, 16 starts) at Utah. Columns include Opponent, MP, FG-A, 3FG-A, FT-A, R, F, A, B, S, Pts. Totals: 717:42 86-212 23-81 41-51 99 58 92 6 24 236.

Summary table for #31 Cale Jacobsen, 2023-24 game-by-game (20 games, 0 starts). Totals: 503:09 54-132 8-29 43-61 78 36 88 3 22 159.

#31 CALE JACOBSEN

Table showing career statistics for #31 Cale Jacobsen, 2023-24 game-by-game (20 games, 0 starts). Columns include Opponent, MP, FG-A, 3FG-A, FT-A, R, F, A, B, S, Pts. Totals: 55:19 5-10 1-3 3-6 3 5 5 0 1 14.

#34 BRAXTON MEAH

Table showing career statistics for #34 Braxton Meah, 2020-21 game-by-game (23 games, 0 starts) at Fresno State. Columns include Opponent, MP, FG-A, 3FG-A, FT-A, R, F, A, B, S, Pts. Totals: 218:41 26-40 0-0 12-29 52 34 2 8 4 64.

2021-22 GAME-BY-GAME

Table showing career statistics for 2021-22 game-by-game (32 games, 0 starts) at Fresno State. Columns include Opponent, MP, FG-A, 3FG-A, FT-A, R, F, A, B, S, Pts. Totals: 218:41 26-40 0-0 12-29 52 34 2 8 4 64.

2024-25 HUSKERS

2024-25 NEBRASKA BASKETBALL

CAREER GAME-BY-GAME TOTALS

2024-25 HUSKERS

at San Diego St.	27:42	1-1	0-0	2-2	8	4	0	2	0	4
at Wyoming	06:16	1-1	0-0	0-1	3	4	0	1	0	2
vs. San Jose St.	02:54	0-0	0-0	0-0	0	1	0	0	0	0
vs. San Diego St.	05:57	0-0	0-0	0-0	0	3	0	0	1	0
Eastern Wash.	05:06	0-0	0-0	1-2	2	1	0	0	0	1
Youngstown St.	16:03	6-6	0-0	2-3	5	1	0	1	0	14
Southern Utah	17:47	3-5	0-0	0-2	7	0	0	2	0	6
at Coastal Carolina	11:58	2-2	0-0	0-3	1	1	0	1	0	4
Totals	258:05	29-37	0-0	13-29	70	40	2	13	2	71

2022-23 GAME-BY-GAME (31 GAMES, 31 STARTS - AT WASHINGTON)

Opponent	MP	FG-A	3FG-A	FT-A	R	F	A	B	S	Pts
Weber St. #	15:28	3-4	0-0	0-0	7	2	0	1	0	6
North Florida #	16:21	4-7	0-0	0-0	5	3	0	2	0	8
Utah Tech #	18:25	4-6	0-0	1-2	3	3	1	2	0	9
California Baptist #	17:47	2-4	0-0	3-4	7	3	0	0	1	7
vs Fresno St. #	16:01	2-3	0-0	0-0	7	2	0	1	0	4
vs Saint Mary's #	24:55	1-3	0-0	2-2	8	1	0	1	0	4
Seattle U #	28:00	7-7	0-0	4-4	7	2	1	1	0	18
Colorado #	27:23	6-8	0-0	4-6	7	4	0	3	1	16
at No. 18 Gonzaga #	16:21	3-3	0-0	0-0	1	2	0	0	0	6
Cal Poly #	35:27	3-4	0-0	5-7	8	2	6	1	11	
Idaho St. #	18:30	6-9	0-0	0-0	6	0	0	0	0	12
No. 23 Auburn #	24:35	2-5	0-0	4-6	9	3	0	1	2	8
USC #	23:24	2-4	0-0	4-6	7	5	3	1	0	8
No. 11 UCLA #	31:34	9-10	0-0	2-5	7	3	0	3	0	20
at No. 5 Arizona #	37:09	2-4	0-0	0-4	9	3	3	3	1	4
at Arizona St. #	14:15	1-2	0-0	1-1	4	4	2	0	0	3
Stanford #	36:48	8-10	0-0	5-5	9	1	0	5	0	21
California #	38:36	1-4	0-0	4-6	11	3	3	3	0	6
at Colorado #	34:37	4-5	0-0	2-2	12	0	0	2	10	
at Utah #	26:06	0-2	0-0	0-0	3	2	0	0	0	0
Arizona St. #	42:05	0-0	0-0	0-0	11	3	0	0	2	0
No. 6 Arizona #	25:49	3-4	0-0	0-0	6	5	2	2	1	6
at No. 9 UCLA #	34:57	4-4	0-0	2-3	6	5	2	0	0	10
At USC #	18:57	5-5	0-0	1-2	3	5	0	0	1	11
at Washington St. #	32:43	4-7	0-0	3-4	10	4	0	0	0	11
Oregon #	31:53	4-4	0-0	4-4	8	4	1	4	1	12
Oregon St. #	35:56	4-5	0-0	4-5	11	3	0	2	0	12
at California #	25:58	2-2	0-0	2-4	10	4	0	5	0	6
at Stanford #	27:16	5-8	0-0	1-1	8	3	0	1	0	11
Washington St. #	35:14	5-6	0-0	0-1	6	3	0	1	2	10
vs. Colorado #	33:24	2-4	0-0	0-0	6	2	0	0	0	4
Totals	845:56	108-153	0-0	58-84	222	89	18	50	15	274

2023-24 GAME-BY-GAME (32 GAMES, 16 STARTS - AT WASHINGTON)

Opponent	MP	FG-A	3FG-A	FT-A	R	F	A	B	S	Pts
Bellarmine	01:09	0-0	0-0	0-0	1	2	0	0	0	0
Northern Ky.	09:17	1-3	0-0	2-4	5	3	0	2	0	4
Nevada #	11:46	2-3	0-0	1-6	4	3	0	0	0	5
vs Xavier	03:04	0-0	0-0	0-0	1	0	0	0	1	0
vs San Diego St.	13:44	2-2	0-0	4-4	4	5	0	0	0	8
UC San Diego	14:55	4-4	0-0	6-6	4	1	0	1	0	14
vs. No. 20 Colorado St.	11:00	1-2	0-0	1-2	6	2	1	0	1	3
Montana St.	15:09	3-4	0-0	2-5	4	3	0	0	0	8
No. 7 Gonzaga	06:49	0-0	0-0	0-0	1	0	0	0	0	0
at Seattle U	09:01	1-1	0-0	0-0	2	1	0	0	0	2
Eastern Wash. #	16:21	0-0	0-0	0-4	7	3	1	3	0	0
at Colorado #	24:13	3-4	0-0	1-1	7	5	0	2	1	7
at Utah #	09:51	1-1	0-0	0-1	3	5	0	0	1	2
Oregon #	14:10	0-2	0-0	0-2	4	0	0	0	0	0
Oregon St. #	09:25	0-0	0-0	1-2	3	3	0	0	0	1
Arizona St. #	31:37	5-8	0-0	0-0	14	3	1	2	0	10
at UCLA #	21:30	2-2	0-0	0-1	8	3	1	0	0	4
at California	12:14	2-5	0-0	3-3	4	3	0	0	0	7
at Stanford	04:42	0-0	0-0	0-0	0	2	0	0	0	0
Colorado	18:27	4-6	0-0	3-7	6	3	1	1	0	11
Utah	11:00	4-4	0-0	0-0	4	2	0	1	0	8
Washington St.	26:59	2-2	0-0	0-1	6	3	0	2	0	4
at Oregon #	30:16	7-7	0-0	1-2	12	5	0	3	1	15
at Oregon St. #	24:30	1-2	0-0	2-3	7	5	1	1	0	4
Stanford #	25:44	2-2	0-0	0-0	13	1	0	0	0	4
California #	21:02	2-2	0-0	0-0	6	1	2	0	2	4
at Arizona St. #	31:29	5-6	0-0	3-7	14	2	0	2	0	13
at No. 4 Arizona #	24:29	3-4	0-0	1-2	6	1	0	0	0	7
UCLA #	29:32	8-8	0-0	3-4	8	1	2	5	0	19
USC #	20:26	1-1	0-0	0-0	3	0	0	1	0	2
at No. 18 Wash. St.	21:03	1-2	0-0	0-0	2	4	0	1	0	2
vs. USC	16:11	0-0	0-0	0-2	2	2	0	0	0	0
Totals	541:03	67-87	0-0	34-69	171	77	10	27	7	168

#35 HENRY BURT

2023-24 GAME-BY-GAME (7 GAMES, 0 STARTS)

Opponent	MP	FG-A	3FG-A	FT-A	R	F	A	B	S	Pts
Lindenwood	02:37	0-0	0-0	0-0	0	0	0	0	0	0
Florida A&M	01:40	1-1	0-0	0-2	1	0	0	0	0	2
Stony Brook	00:53	0-0	0-0	0-0	1	0	0	0	0	0
vs Oregon St.	01:09	0-0	0-0	0-0	0	0	0	0	0	0
Michigan *	01:20	0-0	0-0	0-0	1	1	0	0	0	0
Penn St. *	00:29	0-0	0-0	0-0	0	0	0	0	0	0
at Michigan *	01:42	0-1	0-1	0-0	0	0	0	0	0	0
Totals	09:50	1-2	0-1	0-2	3	1	0	0	0	2

#51 RIENK MAST

2020-21 GAME-BY-GAME

(28 GAMES, 19 STARTS - AT BRADLEY)

Opponent	MP	FG-A	3FG-A	FT-A	R	F	A	B	S	Pts
Toledo	04:52	0-1	0-1	0-0	2	1	0	0	0	0
at Xavier	13:32	1-5	0-2	0-0	5	0	0	0	0	2
Oakland	11:44	0-3	0-0	2-2	3	0	1	1	1	2
Judson	12:00	4-9	1-2	2-3	5	1	3	0	0	11
South Dakota State	17:00	4-4	1-1	0-0	2	1	1	2	0	9
Lewis	16:00	1-1	1-1	0-0	5	1	1	0	0	3
Jackson State	21:00	2-5	0-3	1-2	8	1	0	2	1	5
Miami (Ohio)	13:00	1-4	0-2	1-1	1	1	1	0	1	3
at Missouri	11:34	0-5	0-2	0-0	5	1	2	0	1	0
at Northern Iowa #	30:52	5-11	3-6	1-2	6	2	1	0	0	14
at Northern Iowa #	26:27	4-7	3-5	2-2	4	2	2	0	0	13
Evansville #	23:00	4-7	0-2	0-0	9	0	1	1	0	8
Evansville #	20:00	3-4	1-2	0-0	5	3	0	0	0	7
at Illinois State #	22:23	4-9	0-1	0-0	5	1	1	1	1	8
Loyola-Chicago #	25:00	2-5	0-3	0-0	3	4	3	1	0	4
Loyola-Chicago #	30:00	2-6	0-3	1-2	11	3	1	0	1	5
at Valparaiso #	29:47	0-1	0-1	0-2	8	3	3	0	0	0
at Indiana State #	24:13	5-7	0-2	2-2	9	4	0	0	0	12
at Indiana State #	30:18	7-12	2-7	1-2	5	0	3	1	0	17
Southern Illinois #	28:00	3-6	3-5	0-0	2	1	0	0	0	9
Southern Illinois #	24:00	5-8	4-6	0-0	8	0	0	0	2	14
at Valparaiso #	27:56	4-6	2-3	0-1	7	4	0	1	0	10
at Missouri State #	30:34	2-6	1-3	0-0	7	2	0	0	0	5
at Missouri State #	33:26	4-12	2-8	5-5	11	2	2	1	0	15
Illinois State #	26:00	4-7	2-3	2-2	2	1	3	0	0	12
Drake #	30:00	6-13	2-7	0-0	7	2	3	0	0	14
Drake #	38:00	6-11	1-3	1-1	8	2	3	1	0	14
vs Southern Illinois #	35:58	10-16	4-8	0-0	10	2	1	0	0	24
Totals	656:35	93-191	33-92	21-29	163	43	37	13	8	240

2021-22 GAME-BY-GAME

(31 GAMES, 31 STARTS - AT BRADLEY)

Opponent	MP	FG-A	3FG-A	FT-A	R	F	A	B	S	Pts
at South Dakota State #	33:19	4-12	1-8	2-2						

2024-25
COACHES



MARCH MADNESS
FRED HOIBERG



FRED HOIBERG



FRED HOIBERG

HEAD COACH | SIXTH SEASON

ALMA MATER (YEAR): **IOWA STATE (1995)**
 NCAA RECORD: **178-150 (10 SEASONS)**

Fred Hoiberg's career has revolved around the sport of basketball. The grandson of a professional basketball player and collegiate coach, Hoiberg has followed a similar path, spending three decades as a player, coach or executive in Division I basketball and the National Basketball Association.

Hoiberg is in his sixth season as Nebraska's men's basketball coach in 2024-25. Hoiberg, who was born in Lincoln, is the 28th coach in program history, a fraternity that includes his grandfather, Jerry Bush, who guided the Husker program for nine seasons from 1955 to 1963. Hoiberg's ties run deep to Nebraska as his other grandfather, Otto Hoiberg, was a history professor at the University, while his father, Eric, received his doctorate degree from Nebraska.

Hoiberg has experienced immense success at the collegiate level. He won more games than any other player during his time as a Cyclone guard and then returned to post the top winning percentage of any coach in Iowa State history. He won four NCAA Tournament games at Iowa State – a program record – and developed four players who eventually became NBA Draft picks and four All-Americans in his five seasons. At Nebraska, he has improved the Huskers' record in each of the past three seasons, culminating in one of the most successful seasons in program history in 2023-24.

Last season, Nebraska went 23-11, the second-highest win total in school history, and reached the NCAA Tournament for the first time since 2014. The Huskers, who were picked 12th in the preseason, tied for third in the Big Ten, marking the program's best conference finish in more than 30 years. Nebraska averaged 77.7 points per game, a



Hoiberg earned Big Ten and National Coach-of-the-Year honors after guiding Nebraska to a 23-11 record and an NCAA Tournament berth in 2024.

total which was the program's highest average since 1995-96, while leading the Big Ten with 9.5 3-pointers per game. NU's season was highlighted by a pair of top-10 wins, including an 88-72 win over No. 1 Purdue, which was NU's first win over a No. 1 team since 1982. That was another full circle moment for Hoiberg, as his grandfather, Jerry Bush was the architect behind the Huskers' first-ever win over a No. 1 team back in 1958.

For Nebraska's efforts, Hoiberg shared Big Ten Coach of the Year honors by both the coaches and media, while Keisei Tominaga (second team) and Rienk Mast (third team) were all-conference honorees. It was the first time since 1998 that Nebraska had multiple people selected to the top three all conference teams. Hoiberg also was honored as the Jim Phalen National Coach of the Year and was tabbed as the NABC District VII Coach of the Year.

The 2022-23 season saw Nebraska make significant steps by winning 16 games and posting a 9-11 mark in Big Ten play. The nine conference wins were NU's highest total since 2017-18, despite having a pair of starters suffer season-ending injuries in January. Behind All-Big Ten performers Derrick Walker and Keisei Tominaga, the Huskers won six of their last eight regular-season games. NU also posted its second top-10 road win in as many years with a 10-point win at No. 7 Creighton in non-conference action, the first top-10 non-conference road win in school history.

In 2021-22, Nebraska averaged 73.3 points per game, a total which was fourth in the Big Ten. Freshman Bryce McGowens was named Big Ten Newcomer of the Year by the Associated Press and a third-team all-conference pick, while Alonzo Verge Jr. led the Big Ten with 5.5 assists per game. The Huskers had an NBA Draft pick for the second straight year, as Bryce McGowens was the No. 40 pick in the 2022 NBA Draft, the highest drafted Nebraska player since 1998. McGowens is the 12th Hoiberg-coached player to reach the NBA.

The 2020-21 season saw the Huskers climb to 40th nationally in defensive efficiency, despite a lineup which featured four new starters. NU ranked second in school history with 8.44 3-pointers per game while facing a top-10 schedule for the second straight season. Dalano Banton was a second-round pick by the Toronto Raptors in the 2021 NBA Draft after leading the Huskers in both assists and rebounds.

In his first season, the Huskers began to adapt to Hoiberg's system, ranking in the top three of the Big Ten in both 3-pointers per game (third) and turnover margin (second). NU which had one returning letterwinner, posted wins over Purdue and Iowa.

CHICAGO BULLS HEAD COACH

Hoiberg was named an NBA head coach just five years into his coaching career. He led Chicago to immediate success, as the Bulls finished with a 42-40 record in his first year in 2015-16, when Hoiberg became just the fifth coach in franchise history to have a winning record in his debut season. The next season, Hoiberg took Chicago to the Eastern Conference Playoffs. The No. 8 seed Bulls went on the road and won the first two games of a first-round series against the top-seed Boston Celtics, becoming the first No.

HOIBERG'S COLLEGIATE COACHING RECORD

Year	School	Overall Record	Pct.	Conf. Record	Pct	Conf. Finish	Postseason
2010-11	Iowa State	16-16	.500	3-13	.188	12th	None
2011-12	Iowa State	23-11	.676	12-6	.677	T-3rd	NCAA Third Round
2012-13	Iowa State	23-12	.657	11-7	.611	T-4th	NCAA Third Round
2013-14	Iowa State	28-8	.778	11-7	.611	T-3rd	NCAA Sweet 16
2014-15	Iowa State	25-9	.735	12-6	.677	T-2nd	NCAA Second Round
2019-20	Nebraska	7-25	.219	2-18	.100	14th	None
2020-21	Nebraska	7-20	.259	3-16	.158	14th	None
2021-22	Nebraska	10-22	.313	4-16	.200	T-13th	None
2022-23	Nebraska	16-16	.500	9-11	.450	T-10th	None
2023-24	Nebraska	23-11	.676	12-8	.600	T-3rd	NCAA First Round
Totals		178-150	.543	79-108	.422		Five NCAA Tournament Appearances

8 seed to take a 2-0 lead against a No. 1 seed since 1993. Hoiberg became the fifth coach in NBA history to have each of his first two career playoff victories come on the road. The 2017 playoffs also marked the first time Chicago had won the first two games of a playoff series on the road since the 1993 NBA Finals. Overall, Chicago won more than 40 games in two of Hoiberg's three full seasons.

IOWA STATE HEAD COACH

Hoiberg led a resurgence at his alma mater, leaving a lasting legacy in five seasons. He guided Iowa State to a 115-56 record – including a 99-40 mark in his final four seasons – to post the top winning percentage (.673) in Cyclone history. Hoiberg led Iowa State to a program-record four consecutive NCAA Tournament appearances, while tying the school record with four NCAA Tournament coaching victories. Hoiberg also posted the top conference winning percentage (.557) in ISU history and guided Iowa State to back-to-back Big 12 Tournament titles in 2014 and 2015.

Hoiberg inherited a Cyclone program that had not made the NCAA Tournament or had a winning conference record in five years. But after just one rebuilding year, Hoiberg guided the Cyclones to four consecutive NCAA Tournaments before leaving for the NBA. His 115 wins were the most by any coach in a five-year span in Iowa State history.

After a 16-16 debut season, Hoiberg led the Cyclones to a 23-11 record and the third round of the 2012 NCAA Tournament. ISU went 12-6 in Big 12 play in Hoiberg's second season, winning nine more conference games than the previous season to post the biggest one-year turnaround in Big 12 history. Hoiberg was named the Big 12 Co-Coach of the Year for his efforts.

Hoiberg guided the Cyclones to another 23-win season in his third year, when Iowa State advanced to the third round of the NCAA Tournament for the second straight year. In his fourth season, the Cyclones finished 28-8, won the 2014 Big 12 Tournament and advanced to the Sweet 16. In Hoiberg's final season, Iowa State defended its Big 12 Tournament title and earned a No. 3 seed for the NCAA Tournament.

Hoiberg oversaw one of the nation's top offenses during his tenure at Iowa State. The Cyclones led the Big 12 with an average of 77.9 points per game in Hoiberg's final four seasons, ranking in the top 10 nationally in scoring twice in those four seasons. His Cyclones led the Big 12 in 3-pointers in four of his five seasons and in his final season at

ACCOMPLISHMENTS

COACHING EXPERIENCE

- 2024 Jim Phalen National Coach of the Year
- 2024 Big Ten Co-Coach of the Year (Coaches/Media)
- 2024 NABC District 7 Coach of the Year
- 2012 Big 12 Co-Coach of the Year
- 2011 Basketball Times' National Rookie Coach of the Year
- 2013 Reese's College All-Star Game Coach
- 2017 NBA Playoffs Appearance
- 2014 and 2015 Big 12 Tournament Champions
- Five NCAA Tournament Appearances, including an NCAA Sweet 16 Appearance in 2014
- 28 Career Wins over Top-25 Teams
- 11 Career Wins over Top-10 Teams

AS A PLAYER

- 1995 NBA Second-Round Draft Pick
- 10-Year NBA Career
- 1995 Big Eight Co-Male Athlete of the Year
- 1995 Third-Team All-American
- Two-Time All-Big Eight Selection
- 1992 Big Eight Freshman of the Year
- 2016 College Sports Communicators Academic All-America Hall of Fame Inductee
- Two-Time CSC Academic All-American



FORMER NBA COACHES AT DIVISION I SCHOOLS

Fred Hoiberg is one of eight active NCAA coaches to have coached in the NBA, as he spent three-plus seasons with the Chicago Bulls from 2015 to 2018. Hoiberg's 270 regular-season NBA games rank third among the eight former NBA coaches in the collegiate ranks.

<u>Coach, School</u>	<u>NBA Head Coach, Years</u>
John Calipari, Arkansas	New Jersey, 1996-99
Leonard Hamilton, Florida State	Washington, 2000-01
Fred Hoiberg, Nebraska	Chicago, 2015-18
Eric Musselman, USC	Golden State, 2002-04; Sacramento, 2006-07
Rick Pitino, St. John's	New York, 1987-89; Boston, 1997-2001
Reggie Theus, Bethune-Cookman	Sacramento, 2007-09
Darrell Walker, Arkansas Little Rock	Toronto, 1996-98; Washington, 1999-2000
Mike Woodson, Indiana	Atlanta 2004-2010; New York, 2011-14

COACHES



Fred Hoiberg helped Bryce McGowens get drafted in the second round of the 2022 NBA Draft. McGowens is one of 12 Hoiberg-coached collegiate players to reach the NBA.



Fred Hoiberg led the Chicago Bulls for three-plus seasons, as he won 42 games in his first season and reached the NBA Playoffs the following campaign.



Hoiberg guided Iowa State to back-to-back Big 12 Tournament titles in 2014 and 2015, and helped the Cyclones make four straight NCAA Tournament appearances.



Hoiberg guided Iowa State to back-to-back Big 12 Tournament titles in 2014 and 2015, and helped the Cyclones make four straight NCAA Tournament appearances.

COACHES

ISU, his team led the conference in scoring offense (77.8), field goal percentage (.476) assists per game (16.1), turnovers per game (11.0) and 3-pointers per game (7.7).

Hoiberg also excelled at player development at Iowa State, producing four players who were selected in the NBA Draft. He also coached four All-Americans and 12 All-Big 12 players, including 2014 Big 12 Player of the Year Melvin Ejim, in his Iowa State tenure.

MINNESOTA TIMBERWOLVES FRONT OFFICE

After spending the final two seasons of his 10-year NBA career in Minnesota, Hoiberg transitioned into the Timberwolves' front office. Hoiberg served as the team's vice president of basketball operations in his final season, overseeing the day-to-day operations of basketball programs including college and pro scouting, salary cap management and NBA Draft preparations. He served as the Timberwolves' assistant general manager in his first three seasons in the front office, where he helped Minnesota orchestrate a draft-day trade for five-time all-star Kevin Love in 2008.

NBA PLAYING CAREER

Hoiberg was a 10-year NBA veteran, playing for the Indiana Pacers (four seasons), Chicago Bulls (four seasons) and Minnesota Timberwolves (two seasons). Hoiberg played in 541 games in his NBA career and was a member of three playoff teams, including a Timberwolves team that reached the 2004 Western Conference Finals. Hoiberg scored 2,944 points in his NBA career, and he was a 40 percent career 3-point shooter. Hoiberg led the NBA in 3-point shooting percentage in his final season in 2004-05 (48.3 percent) and was fourth in 2003-04 (44.2 percent). His pro career ended abruptly at the age of 33 after undergoing open-heart surgery to repair an aneurysm in his aortic root. Hoiberg was a second-round pick in the 1995 NBA Draft, when the Indiana Pacers chose him with the 54th overall selection.

IOWA STATE AND HIGH SCHOOL PLAYING CAREER

Hoiberg was a four-year starter at Iowa State from 1991 to 1995. He is a member of the ISU Hall of Fame and his No. 32 jersey was retired in 1997. Hoiberg is also a member of the CoSIDA Academic All-America Hall of Fame. Hoiberg was a two-time academic

HOIBERG AT A GLANCE

EDUCATION

B.S., Iowa State, 1995

COACHING EXPERIENCE

- Nebraska, Head Coach (2019-present)
- Chicago Bulls, Head Coach (2015-18)
- Iowa State, Head Coach (2010-15)

NBA FRONT OFFICE EXPERIENCE

- Minnesota Timberwolves, V.P. of Basketball Operations (2009-10)
- Minnesota Timberwolves, Assistant General Manager (2006-09)

NBA PLAYING EXPERIENCE

- Minnesota Timberwolves (2003-2005)
- Chicago Bulls (1999-2003)
- Indiana Pacers (1995-1999)

FAMILY

Wife: Carol
 Daughter: Paige
 Sons: Jack, Sam and Charlie

All-America selection as a player, including a first-team honoree as a senior. On the court, Hoiberg was recognized as a two-time All-Big Eight selection in addition to being named the 1992 Associated Press Big Eight Freshman of the Year and the 1995 Co-Big Eight Male Athlete of the Year. Hoiberg was also named a third-team All-American as a senior, averaging 19.9 points per game to help the Cyclones win a then-school-record 23 games.

Hoiberg started 123 of his 126 games as a Cyclone with career averages of 15.8 points, 6.9 rebounds, 2.8 assists and 1.6 steals per game. The Iowa State record holder for consecutive made free throws (34) and steals in a game (7), Hoiberg currently ranks fourth on the Cyclones' all-time scoring chart (1,993 points) and is in the top 10 in five other categories. He made 183 3-pointers in his career and won 78 games, both of which were the most in school history at the time of his graduation.

Hoiberg was a standout athlete for Ames High School before remaining in his hometown to attend Iowa State. As a senior, Hoiberg was Iowa's Mr. Basketball and he was also the Iowa Gatorade Player of the Year in football. On the basketball court, Hoiberg averaged 38.1 points per game in six tournament games while leading Ames to a state championship as a senior. On the gridiron, Hoiberg turned down a football scholarship offer from Nebraska head coach Tom Osborne to play basketball at Iowa State.

PERSONAL

The son of an Iowa State professor, Hoiberg earned his degree in finance from Iowa State in 1995. He was born in Lincoln on Oct. 15, 1972, and his grandfather, Jerry Bush, was Nebraska's men's basketball head coach for nine seasons from 1955 to 1963. Fred and his wife, Carol, have four children: one daughter, Paige; and three sons, Jack and twins Sam and Charlie.



Hoiberg spent 10 years in the NBA and ranked in the top five of the NBA in 3-point shooting in his final two seasons in the league. In 2004-05, he shot 48.3 percent from 3-point range to lead the NBA.



Fred Hoiberg talks with his son, Sam, during a game. The younger Hoiberg played in all 34 games last season and led NU in assist-to-turnover ratio and ranked second in steals.



Fred Hoiberg talks with his son, Jack, following the 2020 Nebraska-Michigan State game in Lincoln. Jack played collegiately at Michigan State and UT-Arlington.

HOIBERG BY THE NUMBERS

1 - Monte Morris led the NCAA in assist-to-turnover ratio in each of Hoiberg's final two seasons at Iowa State, and is the NCAA record holder for the best season and career assist-to-turnover ratios.

2 - Nebraska has two triple doubles in Hoiberg's five seasons at Nebraska (Cam Mack, 2019-20; Dalano Banton, 2020-21). Prior to Hoiberg's arrival in 2019, Nebraska never had a player post a triple double.

3 - ISU ranked in the top 15 nationally in assist-to-turnover ratio in each of Hoiberg's final three seasons, including leading the nation in that category in 2013-14.

4 - Nebraska is one of only four programs in the country - and the only power conference program - to increase its win total by six or more in each of the past two seasons.

6 - Six Cyclone players won individual conference honors during Hoiberg's time in Ames, including 2014 Big 12 Player of the Year Melvin Ejim.

5 - Hoiberg-coached teams have led their conferences in 3-pointers per game five times in 10 years. Last season, Nebraska led the Big Ten with 9.5 3-pointers per game.

12 - During his 10 seasons at the college level, Hoiberg recruited or coached 12 players who played in the NBA, including Dalano Banton and Bryce McGowens at Nebraska.

16 - Royce White was the No. 16 overall pick in the 2012 NBA Draft. He is one of six Hoiberg-coached players who were NBA Draft picks, including Bryce McGowens in 2022.

18 - Hoiberg guided Nebraska to a school-record 18 home wins in 2023-24, as Nebraska went 18-1, including a perfect 10-0 in Big Ten play.

20 - Number of players who earned all-conference honors in his 10 seasons in the NCAA ranks, including four players (Royce White, Melvin Ejim, DeAndre Kane and Georges Niang) who garnered first-team honors.

28 - Hoiberg has 28 career wins over ranked opponents, including 11 over top-10 teams. NU has won at least one game against a top-10 team in each of the past three seasons.

32 - Hoiberg's No. 32 jersey was retired by Iowa State in 1997. He was a two-time All-Big Eight selection, the 1992 AP Big Eight Freshman of the Year, the 1995 Co-Big Eight Male Athlete of the Year, a 1995 third-team All-American and two-time Academic All-American for the Cyclones before embarking on a 10-year NBA career.

77.7 - Points per game Nebraska averaged in 2023-24, which was the Huskers' highest season average since the 1995-96 season.

1993 - Points that Hoiberg scored in his four seasons at Iowa State, a total which ranks fourth in school history. He helped the Cyclones to three NCAA Tournament appearances as a player and earned All-America honors as a senior when ISU went 23-11 and reached the second round of the NCAA Tournament.



Hoiberg, being guarded by Eric Piatkowski, was a third-team All-American as a senior at Iowa State in 1994-95, averaging 19.9 points per game to help the Cyclones win a then-school-record 23 games.



Hoiberg's grandfather is former Husker basketball coach Jerry Bush. Known as the "Big Bear of the Coliseum," Bush guided NU from 1955 to 1963, and directed two of the greatest upsets ever - a 43-41 victory over No. 4 Kansas and Wilt Chamberlain, and a 55-48 victory over No. 1 Kansas State and Olympian Bob Boozer during the 1957-58 campaign.



ADAM HOWARD

ASSISTANT COACH | THIRD SEASON

ALMA MATER (YEAR): **WESTERN KENTUCKY (2008)**

YEARS AS NCAA ASSISTANT COACH: **14**

Adam Howard is in his third year on the Husker basketball staff. Howard plays an extensive role in many areas within the program, including recruiting, opponent scouting, game planning and individual player development. His work has helped Nebraska become one of four teams - and the only power conference program - nationally to improve their win total by six or more games in each of the past two seasons.

Howard was selected to participate in the 2023 and 2024 TopConnect Basketball Symposiums, an annual event featuring some of the nation's top assistant coaches.

Before joining the Husker staff, Howard spent four seasons as an assistant at South Alabama, where he was promoted to associate head coach for the Jaguars prior to the 2021-22 season. At USA, he coordinated the Jaguars' full- and half-court defensive sets and worked with the post players, helping three players earn all-conference recognition.

In his four years at the school under Coach Richie Riley, South Alabama went 75-51, including a pair of 20-win seasons, after the school had five straight losing seasons. During his tenure at USA, Howard's defenses ranked in the top-50 nationally in field goal defense in his final two years, while also lowering their opponent field goal and 3-point percentage in each of the past three seasons. His defenses have also recorded at least 200 steals per season, averaging nearly seven steals a game in that span.

In 2021-22, the Jaguars went 21-12 and reached the semifinals of The Basketball Classic, while the Jaguars' 21 wins were the most at the school since the 2007-08 season. South Alabama ranked in the top 40 nationally in scoring defense (64.0 ppg, 34th), field goal percentage defense (.404, 37th) and blocked shots per game (4.9, 25th). His most recent conference honoree is Javon Franklin, who averaged 12.2 points per game while shooting 66 percent from the field, and he ranked in the top five in the conference in both rebounding (7.8 rpg) and blocked shots (1.3 bpg).

In 2019-20, the Jaguars posted the program's first 20-win season since the 2008-09 campaign behind the play of forwards Josh Ajayi and Trhae Mitchell, who both earned all-conference recognition on two occasions under Howard's tutelage. Ajayi averaged 14.6 points and 7.2 rebounds per outing and led the conference in field goal percentage (.562) on his way to first-team All-Sun Belt recognition. Mitchell averaged 13.6 points and 7.6 rebounds per game, while leading the team in rebounds, assists, blocks and steals. In his first season at USA, Ajayi was a second-team all-conference pick after ranking in the league's top 10 in scoring (16.4 ppg), rebounding (7.4 rpg) while leading the conference in field-goal percentage (.560).

Prior to joining the South Alabama staff, Howard was at Troy University for two seasons. In 2016-17, Howard played a role in getting the Trojans to the NCAA Tournament, while winning the most games by a Troy team since 2003-04 and recording the largest win improvement in school history. In Howard's time at the school, Jordan Varnado and Wesley Person both earned all-Sun Belt honors in 2016-17 and 2017-18, and Person set a conference record for career 3-pointers. Troy was successful on the court and in the classroom, as the Trojans had the highest team GPA in the Sun Belt Conference two consecutive years.

Howard spent the 2014 season at Tennessee, where he worked with Josh Richardson, a first-team all-SEC pick and the 40th pick in the 2015 NBA Draft. The Ashland, Ky., native

HOWARD AT A GLANCE

EDUCATION

B.S., Western Kentucky, 2008

COACHING EXPERIENCE

- Nebraska, Assistant Coach (2022-present)
- South Alabama, Associate Head Coach (2021-22)
- South Alabama, Assistant Coach (2018-21)
- Troy, Assistant Coach (2016-18)
- Tennessee, Assistant Coach (2014)
- Southern Miss, Assistant Coach (2012-14)
- Morehead State, Assistant Coach (2010-12)
- Morehead State, Graduate Assistant (2009-10)

FAMILY

Wife: Renee
 Daughter: Emma
 Sons: Eli and Easton



was also responsible for signing Kevin Punter, who was a junior college all-American and Tariq Owens. Punter averaged 22 points per game as a senior – 12th best in Division I – and his 905 points are the most in UT history by a two-year player. Owens eventually helped Texas Tech to a national title game appearance in 2019 and signed a two-way contract with the Phoenix Suns in 2020.

In two seasons at Southern Miss from 2012-14, he helped the Golden Eagles compile a 56-17 record with two postseason appearances. USM tallied a school-record 29 wins in 2013-14, won a share of the Conference USA title and reached the quarterfinals of the NIT for the second straight season. That followed a 27-10 campaign in 2012-13 where Southern Miss recorded its first postseason win since 1988.

Howard started his coaching career in 2009 as a graduate assistant at Morehead State before moving into a full-time role a year later. In his second year on the staff, the Eagles went 25-10 overall and 13-5 in the Ohio Valley Conference, won the OVC Tournament, and upset No. 4 seed Louisville in the first round of the NCAA Tournament. Two of MSU's players that season went on to play professionally, including Kenneth Faried, a two-time Ohio Valley Player of the Year and a first-round pick in the 2011 NBA Draft.

As a player, Howard earned four varsity letters at Western Kentucky from 2004-08 and played on three teams that advanced to postseason play. The Hilltoppers went to the NIT in 2005 and 2006, and the Sweet 16 in the NCAA Tournament 2008. The 2008 team defeated Drake and San Diego in the first two rounds before falling to eventual Final Four participant UCLA. WKU won 96 games during his career, during which he received the Danny Rumph Most Outstanding Teammate award three times.

Howard graduated with a bachelor's degree in mass communication from Western Kentucky in 2008. He and his wife, Renee, have two sons, Eli and Easton, and a daughter, Emma.



NATE LOENSER

ASSISTANT COACH | FOURTH SEASON

ALMA MATER (YEAR): **IOWA STATE (2002)**
 YEARS AS NCAA ASSISTANT COACH: **EIGHT**

Nate Loenser (pronounced Lenzer) is in his fourth season with the Husker coaching staff. A former NBA assistant, Loenser plays an extensive role in nearly every facet of the program, including leading the Huskers' individual skill development programs, opponent scouting, game planning and recruiting. He has helped four players earn All-Big Ten honors in his tenure, including Keisei Tominaga (2023-24), Rienk Mast (2024), Derrick Walker (2023) and Bryce McGowens (2022). Tominaga played in the 2024 Olympics and signed a contract with the Indiana Pacers in 2024. McGowens was a third-team All-Big Ten pick as a freshman and became NU's highest draft pick since 1998 when he was picked No. 40 overall in the 2022 NBA Draft.

Loenser worked with head coach Fred Hoiberg at both Iowa State (2013-15) and with the Chicago Bulls (2015-18). Loenser came to Lincoln after spending five seasons with the Bulls, including three seasons as an assistant coach for Hoiberg and Jim Boylen. His coaching emphasis was on the offensive end, while he also handled opponent scouting for select teams and worked extensively in player development. He helped develop two-time NBA all-star Zach Lavine as well as Kris Dunn, Ryan Arcidiacono, Justin Holiday, Chandler Hutchison, David Nwaba, Denzel Valentine and Timothé Luwawu-Cabarrot during his tenure with the Bulls. Loenser also served as the Bulls' NBA Summer League coach in 2019, a roster which featured NBA Lottery pick Coby White and ran the Bulls' pre-draft workouts for three seasons.




LOESNER AT A GLANCE

EDUCATION
 B.A., Iowa State, 2002

EXPERIENCE

- Nebraska, Assistant Coach (2021-present)
- Chicago Bulls, Assistant Coach (2017-20)
- Windy City Bulls, Head Coach (2016-17)
- Chicago Bulls, Video Coordinator (2015-16)
- Iowa State, Director of Player Development (2014-15)
- Iowa State, Graduate Assistant (2013-14)
- Spirit Lake HS, Head Coach (2010-13)
- Southern Miss, Director of Basketball Operations (2009-10)
- Southern Miss, Assistant Coach (2004-09)
- Northern University HS, Head Coach (2003-04)

FAMILY
 Wife: Jackie
 Daughters: Delaney, Logan and Hadley



COACHES

Prior to joining the Bulls coaching staff, he was the head coach of the Windy City Bulls D-League team in 2016-17. He guided the expansion franchise to a 23-27 record, which was the best of the three expansion franchises that season. He developed players such as Spencer Dinwiddie, Jake Layman, Bobby Portis, Cristiano Felício, Jerian Grant, Cameron Payne, Denzel Valentine, Paul Zipser, Alfonzo McKinnie and R.J. Hunter.

Loenser spent two years on Hoiberg's Iowa State staff and was a key component in helping the Cyclones to a pair of Big 12 Tournament titles. He was the Cyclones' Director of Player Development in 2014-15, as ISU went 25-9 and tied for second in the Big 12. That season, Georges Niang earned All-America honors, while Niang, Monté Morris and Jameel McKay were recognized on the All-Big 12 teams. McKay was the Big 12 Defensive Player of the Year.

In his first season, Loenser served as graduate assistant as the program enjoyed one of its best seasons in program history. The Cyclones finished with 28 wins, won the Big 12 Tournament title and reached the NCAA Sweet 16. ISU ranked in the top three nationally in scoring offense, assists per game and assist-to-turnover ratio. Melvin Ejim and DeAndre Kane both earned All-America accolades for their efforts.

After one season at Northern University High School in Cedar Falls, Loenser began his collegiate coaching career at Southern Mississippi. He served on Larry Eustachy's staff for six seasons, helping the Golden Eagles post a pair of 20-win seasons and reach the CIT in 2010. He handled recruiting, opponent scouting and on-court coaching during his tenure at USM. Loenser returned to Iowa to coach high school basketball, serving as the head coach at Spirit Lake High School before joining the Iowa State staff in 2013.

A native of Cedar Falls, Iowa, Loenser was a 2002 graduate of Iowa State, where he played baseball for the Cyclones in 2001. He was a four-sport athlete (baseball, basketball, football, and golf) at Northern University High School, as he fell two tackles shy of the school's single-season record of tackles held by College Football Hall of Famer Trev Alberts.

He and his wife Jackie have three daughters, Delaney, Logan and Hadley.



ERNIE ZEIGLER

ASSISTANT COACH | THIRD SEASON

ALMA MATER (YEAR): **CLEARY COLLEGE (1994)**
 YEARS AS NCAA HEAD OR ASSISTANT COACH: **24**

COACHES

Longtime college basketball coach Ernie Zeigler is in his third season on the Nebraska men's basketball coaching staff. He works extensively with the Husker big men and played an important role in the development of All-Big Ten performers Derrick Walker (2023) and Rienk Mast (2024). Walker was a second-team All-Big Ten pick, while Mast was a third-team honoree in his first season at Nebraska.

Zeigler possesses more than two decades of Division I experience, including six seasons at Central Michigan as a head coach. Before joining the Husker staff in August of 2022, he spent seven years at Mississippi State, helping the Bulldogs to four postseason appearances between 2018 and 2022 under Ben Howland. Zeigler also served as an assistant coach at Kansas State, Bowling Green, Pitt, UCLA and Detroit and has made nine postseason appearances as an assistant coach, including five NCAA Tournament trips. The 2005-06 UCLA team was the NCAA runner-up, while the 2001-02 and 2002-03 Pitt squads secured NCAA Sweet 16 appearances. He also played a role in a trio of regular season conference championships and a pair of conference tournament titles.

During his tenure at Mississippi State, the Bulldogs recorded at least 18 wins in each of his final five seasons at the school. MSU captured four consecutive bids to postseason play when postseason tournaments were played, sparked by a 2019 NCAA Tournament trip and 2021 NIT runner-up finish. In 2020, the Bulldogs tied for fourth with an 11-7 mark, their best SEC finish since 2010-11. Zeigler was a driving force in Mississippi State's frontcourt development with the recruitment of Abdul Ado, an ESPN top 100 player. Ado, a 2020-21 All-SEC Defensive Team pick, finished his MSU career tied for second place on the program's blocks list. Zeigler helped the Bulldogs recruit three classes in the top 25 nationally by 247Sports, including the nation's No. 10 class in 2016. During his MSU tenure, four players, Reggie Perry, Craig Sword, Quinndary Weatherspoon and Robert Woodard II, reached the NBA.

Before spending two seasons at Detroit under Ray McCallum, Zeigler was the head coach at Central Michigan. He spent six seasons with the Chippewas and led the program to two MAC (Mid-American Conference) Western Division crowns and a pair of Michigan MAC trophies which is given to the school who has the best head-to-head record among in-state schools.

Central Michigan reached the MAC Tournament quarterfinals in four of his six seasons and logged top three MAC division finishes during five of his six seasons with Zeigler at the helm. His recruiting classes to Mount Pleasant were ranked atop the conference four times overall, ignited by three straight seasons from 2009 to 2011 by HoopScoopOnline.com. Zeigler mentored eight players to All-MAC selections highlighted by six players who went on to play professionally.

Zeigler spent five seasons at Pitt and UCLA under Howland's tutelage from 2002 to 2006. The 2001-02 Pitt team amassed a program single-season record with 29 victories, while the 2005-06 UCLA squad equaled a program single-season mark of 32 wins set by the 1995-96 national champions.

The Panthers claimed a share of the 2002 and 2003 Big East regular season titles and won the 2003 Big East Tournament crown. Pitt climbed as high as No. 2 for four weeks in both the Associated Press (AP) and USA Today/Coaches Top 25 polls before closing the season at No. 4 by the AP in 2002-03.

ZEIGLER AT A GLANCE

EDUCATION

B.A., Cleary College, 1994

EXPERIENCE

- Nebraska, Assistant Coach (2022-present)
- Mississippi State, Assistant Coach (2016-22)
- Detroit, Assistant Coach (2014-15)
- Central Michigan, Head Coach (2007-12)
- UCLA, Assistant Coach (2004-06)
- Pittsburgh, Assistant Coach (2002-03)
- Bowling Green, Assistant Coach (2000-01)
- Kansas State, Assistant Coach (1999-2000)

FAMILY

Wife: Seantelle
 Daughter: Skylar
 Son: Trey



When Howland headed west to UCLA, Zeigler helped build the program back into a national title contender. In 2005-06, the Bruins swept the Pac-10 regular season and tournament titles and advanced to the NCAA Final Four as the No. 2 seed before falling to Florida in the 2006 NCAA Championship Game. UCLA posted a top 15 recruiting class each season and inked three McDonalds All-Americans with Zeigler on the staff. The 2004 class was ranked as high as No. 4 by Rivals.com whereas the 2006 class checked in at No. 6 by FOXSports.com.

Zeigler had one-year stints at Kansas State and Bowling Green prior to teaming up with Howland. He began his coaching career under his former prep coach, Robert Menefee, at his alma mater, Detroit Cody High School.

From 1990-96, the Detroit Cody program dialed up a top 10 ranking in the state of Michigan during four of his six seasons. The team reached the state quarterfinals in 1992 and won the Detroit Public School League West Division championship in 1993. Zeigler also led Team Detroit in the AAU ranks from 1992 to 1997. He guided all six squads to the Michigan AAU Final Four, and the 1994 team reached the national AAU quarterfinals. In 1995 and 1997, Team Detroit advanced to the Adidas Big Time Tournament quarterfinals.

Zeigler made the move overseas where he gained three seasons of head coaching experience from 1997 to 1999. He led the Henan Wildcats from 1996-97 and was tabbed the Chinese National Basketball Alliance International Coach of the Year in 1997. The Wildcats came away with the franchise's first winning season and first playoff berth in club history.

Then, Zeigler guided Al-Hilal Sports Club to the Arab Championship Games Final Four and the Saudi Arabian Basketball Federation Playoffs in 1998 coupled with the championship of the Saudi Arabian Basketball Federation Playoffs in 1999.

Zeigler received a bachelor's degree in business management from Cleary College in 1994. He played collegiately for Schoolcraft College in Livonia, Mich., from 1984 to 1986 before moving on to Armstrong Atlantic State University in 1986-87 and Northwood University in 1987-88.

Zeigler and his wife, Seantelle, have two children, Trey and Skylar. Trey is an assistant coach at Creighton University.



LUCA VIRGILIO

DIRECTOR OF BASKETBALL STRATEGIES & BUSINESS OPERATIONS

Luca Virgilio is in his sixth year as Director of Basketball Strategies & Business Operations. At Nebraska, Virgilio is responsible for all men's basketball operations overseeing budget, scheduling and on campus recruiting. He also serves as the primary day-to-day administrator within the basketball office, coordinating team travel and serving as a liaison to administration, academics, HuskerVision, athletic communications, creative and emerging media, marketing and life skills.

Virgilio came to Nebraska after spending five seasons at St. John's, most recently as a management analyst for the Red Storm basketball program for two seasons. He was a part of the St. John's staff which made a pair of NCAA Tournaments (2015 and 2019) in his tenure at the school.

In his role as St. John's management analyst, Virgilio was responsible for devising and delivering strategies to improve basketball operations by using advanced knowledge of research methods, information management and quantitative methods to analyze all areas of the program. Virgilio assisted the coaching staff by preparing analytical reports, delivering recommendations and overseeing the implementation of these strategies for practice and training, style of play, scouting, scheduling and recruiting.

During his time as assistant to head coach Chris Mullin, Virgilio provided support for a variety of daily operations within the program. His responsibilities included managing the team's schedule, organizing travel and supervising student-athlete development activities. Virgilio also assisted with the coordination of on-campus recruiting activities, maintaining NCAA compliance-related records and other duties as assigned by the head coach.

He began his tenure as a graduate assistant for two years, where he helped in daily operations, including the team calendar and overseeing the team's managers. Virgilio also aided both the assistant to the head coach and director of basketball operations with administrative responsibilities and team operations.

Virgilio graduated from St. John's in May 2016, earning a master's degree in sport management with a concentration in international dimension of sport. Hailing from Italy, Virgilio earned a bachelor's degree in economics and business administration at Universita degli Studi di Roma Tre in 2012 and a master's of science in business administration at Tor Vergata School of Economics in 2014.

He and his wife, Caterina, have a son, Giulio.



SHERYL BURBACH

ASST. DIRECTOR OF BASKETBALL OPERATIONS

Sheryl Burbach is in her 10th season with the Husker basketball program and seventh as assistant director of basketball operations.

Burbach handles many of the business and operational functions for the coaching staff, including staff travel, expense accounts and budgeting. She also coordinates events around the Husker basketball program, including Legends Weekend and Senior Night. She also assists in team travel, the coordination of the Fred Hoiberg Basketball Camps and Clinics, as well as day-to-day office operations. Burbach also manages speaking and charitable requests for Coach Hoiberg.

Prior to joining the Huskers, Burbach worked for Nebraska's 4-H Office and Nebraska Extension.

Burbach is originally from Sumner, Neb., and moved to Lincoln during high school. She and her husband, Melvin, have four sons, John, Grant, Matthew and Christopher.



KURT JOSEPH

DIRECTOR OF MEN'S BASKETBALL STRENGTH AND CONDITIONING

Kurt Joseph is in his fourth season as Director of Men's Basketball Strength & Conditioning after joining the Husker program in 2021. In his role, he oversees the year-round training for the Husker basketball team and played a major role in the development of 2022 NBA Draft pick Bryce McGowens as well as All-Big Ten performers Derrick Walker and Keisei Tominaga and Rien Mast.

Joseph came to Lincoln after spending two-plus seasons as an assistant strength coach with the Minnesota Timberwolves. In that role, he assisted with the development and implementation of the strength and conditioning program for the NBA franchise.

Before joining the Timberwolves, Joseph was the Head Strength & Conditioning Coach of the Iowa Wolves, Minnesota's NBA G League affiliate. In that role, he developed and implemented strength & conditioning programs.

Joseph also worked as a weight room assistant with the New York Knicks, where his duties consisted of aiding in team practice, implementing the strength and conditioning program, implementing all prehab and corrective exercise protocols as directed. He also worked as a strength coach intern for the Brooklyn Nets in 2012.

He began his career as a strength coach volunteer at Long Island University Brooklyn while working on his master's degree. In his tenure at LIU Brooklyn, he facilitated all strength and conditioning workouts for the men's basketball team and developed and implemented strength and conditioning programs for the volleyball, men's and women's soccer programs.

A native of Brooklyn, N.Y., Joseph attended LIU Brooklyn, where he was a member of the men's basketball team and helped the school make consecutive NCAA Tournament appearances. Joseph's 2010-11 LIU Blackbirds were inducted into the school's Hall of Fame in 2024, as that team went 27-6 and won the Northeast Conference regular-season and tournament titles. Joseph received his Bachelor's in Sport Science and his Master's in Exercise Science in 2013.



EMMANUEL TOMMY

DIRECTOR OF PLAYER DEVELOPMENT

Emmanuel Tommy is in his third season as Nebraska's Director of Player Development after joining the staff in July of 2022. In his role, Tommy assists with the day-to-day operation of the Husker program, including on-court coaching and individual player development, and helps create programming for basketball student-athletes. Tommy also assists with on-campus recruiting.

In each of the past two years, Nebraska has had every student athlete make the Tom Osborne Citizenship Team for their work in the community. In 2022-23, the basketball program was a finalist for the Herman Men's GPA Award, which recognizes the highest team GPA on campus.

Tommy came to Nebraska from Alabama A&M, where he served as an assistant coach during the 2021-22 campaign. He helped the Bulldogs jump from four conference wins to a 10-8 mark and a fifth-place finish in 2021-22. Tommy assisted in the development of Jalen Johnson, who earned first-team All-SWAC honors in 2022 averaging 16.0 points and 7.3 rebounds per game.

Prior to joining the Bulldogs' staff, he worked on the administrative side in the Division I ranks at both McNeese State (2020-21) and South Alabama (2019-20). At McNeese, he was the Director of Basketball Operations, where he was responsible for daily operations, including road trip logistics, while assisting in opponent scouting and player personnel reports and overseeing the academic component of the program. At South Alabama, he served as the director of recruiting and assistant director of operations where he coordinated official and unofficial recruit visits and had a hand in scouting and player personnel reports and travel operations. He helped South Alabama recruit the best class in the Sun Belt Conference while helping USA go 20-11, the first 20-win season for the program since 2008-09. While at South Alabama, he worked with current NU assistant Adam Howard.

Before moving up to the Division I level, Tommy worked at the high school, junior college and Division III ranks. In 2018-19, he was an assistant at Centre College, helping the Division III program to a 23-8 record and a Southern Athletic Association regular-season title in 2019. He was an assistant at Godwin Heights (Mich.) High School for six seasons, as the program went 158-12 in that time, winning seven conference, five district and four regional titles in addition to a 2015 Michigan Class B State Championship. While there he coached four AP and six Basketball Coaches Association of Michigan (BCAM) All-State selections, 20 all-conference honorees and a pair of Grand Rapids area Player of the Year choices. He also served a year as an assistant at Grand Rapids Community College, helping the school to an 18-11 and a Region VIII Championship Game in 2014-15.

Tommy began his coaching career at Western Michigan as a graduate assistant and was part of back-to-back Mid-American Conference (MAC) West Division Champions in 2007-08 and 2008-09. While there he was responsible for day-to-day operations, assisting with on-court workouts, practices, scouting and video. He also helped in the development of future MAC Player of the Decade David Kool.

Tommy also worked with several high-profile high school camps, including the John Calipari Basketball Camp (2017-18) and John Thompson III Basketball Camp (2016). Additionally, he worked at the AAU level with the Grand Rapid Storm (Mich.) from 2010-14 and had the opportunity to coach players such as current Phoenix Suns star Devin Booker.

Tommy earned his undergraduate degree in public relations in 2008 from Western Michigan and his master's in physical education & sports studies from WMU in 2010. He and his wife, Rachel, have a son, Jethro, and a daughter, Carmela.



MICHAEL BANIA

VIDEO COORDINATOR

Michael Bania is in his seventh year with Nebraska basketball and second as video coordinator after being promoted in July of 2023. In his role, he oversees film breakdown and exchanges for the coaching staff, oversees opponent scouting, coordinates the program's digital catalog and is in charge of the Husker managers.

Bania was a student manager throughout his undergraduate career under Tim Miles and Fred Hoiberg before serving as a graduate manager in 2022-23. Bania, who was NU's head student manager for two years, worked with the video staff in game and practice video breakdowns, opponent scouting and coordinating NU's student managers.

The Issaquah, Wash., native received his degree in mathematics from Nebraska in 2022 and a master's degree in educational administration from Nebraska in May of 2024.

Michael and his wife, Danielle, were married in August of 2024.



PADYN BORDERS

RECRUITING COORDINATOR

Padyn Borders is in his second season as recruiting coordinator and fourth on the Husker basketball staff. In his role, Borders helps the coaching staff with managing the recruiting landscape for the Huskers with a focus on the NCAA transfer portal, including implementing and managing NU's recruiting database and assisting with recruiting research. Borders took part in the 2024 NCAA Basketball Coaches Academy, as he was one of 50 men's and women's basketball coaches nationally to be invited to participate in 2024.

He served as a graduate manager in 2022-23, where he helped the coaching staff with day-to-day operations, including practices, film breakdown and other on-campus duties. A Broken Bow, Neb., native, Borders served as one of the Huskers' team managers for the 2021-22 season, where he helped in day-to-day operations of the program. Borders played collegiately at both Central Community College and Peru State before transferring to Nebraska for his final two years of college. At Peru State, he was a Daktronics NAIA Scholar-Athlete in 2020.

Borders received his degree in business administration from Nebraska in 2022 and his master's degree in educational administration from Nebraska in May of 2024.



NIHILO IBARRA

GRADUATE MANAGER

Nihilo Ibarra is in his second season as graduate manager after joining the staff in July of 2023. In his role, he plays an important role in day-to-day operations of the program.

Ibarra came to Nebraska after spending three years as a student manager at San Diego State, including the 2022-23 season as the head student manager. At SDSU, he oversaw the Aztecs' student managers and assisted in the programs day-to-day operations including pre-and post-practice workouts, helping with film operations and in practice drills. He helped the Aztecs to three straight NCAA Tournament appearances, including a berth in the national title game this past season. Ibarra also worked camps at Stanford, UCLA, TCU, Cal, Florida State and Colorado during his undergraduate years.

He graduated with a bachelor's in kinesiology from San Diego State in May of 2023 and is pursuing a master's degree in integrated media communications.



JUSTIN MOORE

GRADUATE MANAGER

Justin Moore is in his second year as a graduate manager for the Husker program after joining the staff in June of 2023. In his role, he plays an important role in day-to-day operations of the program.

Moore was a student manager in the Husker program for two years for Head Coach Fred Hoiberg. Moore assisted the staff with breaking down video, assisting with practice, overseeing student managers during both practices and games and other day-to-day operations within the basketball program.

The Englewood, Colo., native received his degree in business administration from Nebraska in May of 2023, and is pursuing a master's degree in educational administration.



JOSIAH ALLICK

GRADUATE MANAGER

Josiah Allick is in his first season as a graduate assistant, as he rehabs following ankle surgery. He helped Nebraska to one of its most successful seasons in program history in 2023-24. The Lincoln, Neb., native played in 33 games, including 27 starts, in his lone season at Nebraska and averaged 7.3 points on 55 percent shooting and 5.4 rebounds per game. Allick led NU in field goal percentage and totaled a pair of double-doubles, including a 14-point, 11-rebound effort in the Huskers' NCAA Tournament game against Texas A&M. He was recognized for his contributions on and off the court, as Nebraska's Sportsmanship Award nominee in men's basketball.

Allick, who also played at New Mexico and Kansas City, helped his teams win 91 games during his career, including 64 games over the last three seasons. Both Nebraska and UMKC posted their highest win totals in the last 30 years with Allick on the roster. During his collegiate career, Allick totaled 1,246 points and 781 rebounds in 136 career games, including 111 career starts.

Allick, who graduated from New Mexico in 2023, is working on his master's degree in business administration at Nebraska.



**TRISTON
SIMPSON**

GRADUATE MANAGER

Triston Simpson is in his first year as a graduate manager for the Husker basketball program. Simpson returns to his hometown after spending the 2023-24 as an assistant coach at Indian Hills Community College. He helped the Warriors to a 29-6 record, North Central District and Region XI titles before the program reached the NJCAA semifinals. Two players earned NJCAA All-America honors while seven players earned all-region accolades under his tutelage.

Simpson played collegiately at South Dakota, where he was a three-year starter at point guard. A two-time All-Summit League honoree, he played 124 games for the Coyotes, totaling 1,193 points and nearly 400 assists. He averaged double figures in each of his final two seasons, including a career-high 14.0 points per game in 2018-19. During his four seasons at USD, the program won 81 games, including a 26-9 mark in 2017-18.

Following his collegiate career, Simpson played overseas professionally for three seasons, including stops in Iceland, Argentina, Cyprus and most recently in Estonia, where he played for Tallinna Kalev in 2022-23.

Simpson received a bachelor's degree in Sports Management from South Dakota in 2020.



**KEITH
ZIMMER**

EXECUTIVE ASSOCIATE AD - LIFE SKILLS

Keith Zimmer is in his 38th year at Nebraska, where he directs the Life Skills Department, serves as a Sport Administrator, and is a member of the Senior Leadership Team. Zimmer provides direct sport oversight and supervision to men's basketball and softball. He has represented Nebraska on various campus, conference, and NCAA committees.

After starting his Nebraska career in academic support, Zimmer pioneered Nebraska's award winning Life Skills program which focuses on the total person development of all Husker student-athletes. Nebraska's comprehensive Life Skills program provides required life skills education from day one through graduation, career development, leadership, and community service opportunities, ultimately preparing student-athletes for life after graduation.

Nebraska Life Skills offers four leadership groups in which nearly 175 student-athletes are selected annually to advance leadership skills, ensure student-athlete welfare, and improve marketability. Every Husker team has representation on the Student-Athlete Advisory Committee (SAAC) which serves as the voice of the entire student-athlete population. Inner Circle is an emerging leadership development group with a focused annual curriculum whereas N-Volved is a social climate discussion group addressing cultural competency, inclusive excellence, mental health, and other critical topics. Husker Healers guides pre-health student-athletes in their journey to enhance marketability for admission into professional programs and health-related careers.

Community service continues to be a pillar of the Husker Life Skills department. In addition to team service projects and individual community requests, Life Skills directs Husker Heroes, the Nebraska Football Road Race benefitting pediatric brain cancer, School is Cool and American Education Week, local hospital visits, the annual Sportsmanship Pep Rally, holiday outreach, and Link-N-Leaders. Since 2015, Nebraska Life Skills has coordinated an annual international service trip allowing Huskers from all sports the opportunity for an impactful service trip beyond the borders. In 2024, the "No Filter" International Service trip expanded to two locations with one experience in May and the other in August.

During his Nebraska tenure, Zimmer has been selected as the Life Skills Administrator of-the-Year and a recipient of the Chancellor's Award for Exemplary Service. Zimmer is an honorary member of both Golden Key National Honor Society and Mortar board.

Zimmer earned his bachelor's degree from Wayne State College and master's in education from Springfield College (Mass.). He and his wife Michelle, have two sons, Logan and Caden.



**PATRICIA
PETERSON**

SENIOR ASSOCIATE AD - COMPLIANCE

Patricia Peterson is in her 18th year with Nebraska Athletics and first as Senior Associate Athletic Director - Compliance after being promoted in September of 2024.

Peterson leads a compliance staff of seven members that ensure the conduct and operations of Nebraska's 24 athletic teams are in compliance with NCAA and Big Ten Conference rules and regulations. She also serves as one of the administrators for men's basketball.

A native of Omaha and a graduate of Burke High School, Peterson earned her bachelor's degree from the University of Nebraska-Lincoln in 2003. She continued her education by earning her juris doctorate from the Nebraska College of Law in 2006.



**ANDREW
MCCABE**

MEN'S BASKETBALL HEAD ATHLETIC TRAINER

Andrew McCabe is in his second season as Nebraska's men's basketball athletic trainer after joining the program in June of 2023. In his role, McCabe provides preventive care at practices and games as well as rehabilitation for injured student-athletes.

He came to Lincoln after spending five seasons at Santa Clara University, including the final two years as Assistant Athletic Director of Sports Medicine. He worked primarily with the men's basketball program and assisted the sports medicine department with both internal and external operations.

McCabe also spent a stint at San José State University where he was responsible for the evaluation, care, and rehabilitation of athletic injuries for the football team.

McCabe brings a wealth of sports medicine experience across a diverse range of clinical settings. His work has included serving in roles as an exercise specialist with Olympic Physical Therapy in Bellevue, Wash. and as an athletic trainer/teacher at the high school level in the state of Texas. He has worked directly as the clinical coordinator with the team physician for the Texas Tech Red Raiders.

After his time in Texas, he moved to the Bay Area and joined Stanford Children's Orthopedic and Sports Medicine. While at Stanford, he provided patient care and collaborated on research projects. He co-authored an article entitled The Lower Extremity Grading System (LEGS) to Evaluate Baseline Lower Extremity Performance in High School Athletes, which was published in the International Journal of Sports Physical Therapy (Volume 13, Number 3, June 2018).

He earned his bachelor's degree in kinesiology from Trinity Western in 2007. As an undergraduate he was an athletic trainer for the men's soccer team. McCabe went on to earn a master's degree in athletic training from the Texas Tech University Health Sciences Center in 2011. While at Texas Tech he was an athletic training intern for the track & field and cross-country teams. He also completed internships with Sundown (Texas) High School, Monterey High School, the Seattle Mariners Minor League club, and Lubbock Sports Rehab.

A native of Maple Valley, Wash., he and his wife, Laura, have a son, August, and reside in Lincoln.

COACHES



**PAT
NORRIS**

EQUIPMENT MANAGER

Pat Norris is in his 21st season as the equipment manager for the Husker men's basketball program and serves as the equipment manager for the Bob Devaney Sports Center and Hendricks Training Complex.

A member of the Athletic Equipment Managers Association, Norris is responsible for overseeing the day-to-day operations for equipment checkout and upkeep for five Husker athletic squads, including the men's basketball team. He worked in a similar position as a student from 1997 to 1999.

Before joining the Husker staff, Norris worked five years in Chicago. He was an installations billing coordinator at Hub Group Distribution Services and an account manager at SCR Companies.

Norris has three children Parker, Charlie and Maisy, and resides in Lincoln.



**JAKE
BLATTNER**

PERFORMANCE NUTRITION COORDINATOR

Jake Blattner is in his seventh season as performance nutrition coordinator for the Husker program and works extensively with the Nebraska men's basketball, women's basketball and track and field programs.

Prior to joining the Nebraska staff, he served as a sports dietitian at Florida State University for three years. At the school, he provided personalized medical and performance nutritional therapy and managed individual athlete cases. Blattner also developed individual nutritional performance plans, which educated athletes and optimized performance based on specific goals. He oversaw daily operations in FSU's Sports Nutrition unit and designed a recovery card system allowing athletes to interact directly with sports nutritionists.

Previously, Blattner served internships at BiPro-Agropur Ingredients and Princeton University and worked with the La Crosse Loggers in the Summer Collegiate Baseball League. Blattner earned his bachelor's degree in community and medical dietetics from Viterbo (Wis.) University in 2015 and his master's degree in exercise physiology in 2018.

He and his fiancée, Natalie Delamater, are engaged to be married in the summer of 2025.



**DR. HEATHER
KIEFER, PH.D**

ATHLETIC PSYCHOLOGIST

Heather Kiefer, Ph.D., CMPC, is in her second year at Nebraska as an Athletic Psychologist after joining the staff in July of 2023.

Dr. Kiefer works with several Husker programs, including men's basketball, softball, soccer, swimming and diving, rifle, and women's golf. In her role, she provides mental health and sport performance services to student-athletes as well as consultation and outreach services to student-athletes, coaches, and athletic staff. Dr. Kiefer also serves as the Olympic Sports Performance Program Coordinator.

Prior to joining Nebraska Athletics, Dr. Kiefer completed her doctoral internship at the University of Iowa's counseling center and Sport Psychology department. She received her Ph.D., in counseling psychology with a concentration in sport psychology from the University of North Texas in July of 2023. Additionally, Dr. Kiefer is a Certified Mental Performance Consultant (CMPC) through the Association of Applied Sport Psychology.

Kiefer played collegiate softball at James Madison University, where she was a two-time NFCA All-Region selection and three-time All-Colonial Athletic Association selection.

Kiefer received her undergraduate degree in psychology from JMU in 2015 and a master's degree in sport psychology from Florida State University in 2018. She currently resides in Lincoln with her dog, Marina.



**MATT
THOME**

NAPL DIRECTOR

Matt Thome, MS, CSCS, is in his third year as Director of the Nebraska Athletic Performance Laboratory (NAPL) and fourth year in the Nebraska Athletic Department. In his role at Nebraska, Thome oversees the direction of the Applied Sport Science Team by working with coaching and performance staff members on the integration of sport technologies, training strategies and return-to-play processes to promote athlete development and health with the goal of optimizing performance.

Prior to joining the NAPL, he worked as a Sport Scientist for Olympic-level sprinters at ALTIS Training in Phoenix, Ariz. He was responsible for the organization of a monitoring framework for elite track and field sprinters. Thome managed daily monitoring data, conducting research in an applied sport setting as well as programming and coaching strength training in the 100-meters and 110-meter hurdles.

Thome worked as a Head Strength & Conditioning Coach and Lecturer at Michigan Tech from 2012 to 2018. He directed strength and conditioning programs for all 14 sports while also teaching within the Kinesiology and Integrative Physiology Department. He began his coaching career as an Assistant Strength & Conditioning Coach at the University of Richmond from 2011-12.

Thome earned his bachelor's degree in exercise science (2008) at Grand Valley State University and his master's degree in exercise physiology (2011) at Indiana University. He is currently a PhD candidate in Sport Science at Edith Cowan University, where his research is focused on monitoring training load and response to load on the group and individual levels in elite sprinters.

Matt and his wife, Amber, have two children, Luna and Milo.



**HAVEN
FIELDS**

DEPUTY AD - CHIEF OPERATING OFFICER

Haven Fields joined Nebraska Athletics as the Deputy Athletic Director/Chief Operating Officer in April of 2024. Fields serves as the day-to-day football administrator, assisting Head Coach Matt Rhule and his football staff. In addition to his role with the football program, Fields will oversee the Huskers Athletic Fund team and assist Danner in managing the day-to-day operations of the athletic department.

Fields comes to Lincoln after joining Danner's Washington staff in January. With the Huskies, Fields led several external units including Marketing and Fan Engagement, Strategic Communications, Creative and Digital Services, Multimedia, and served as the Liaison for Learfield/Husky Sports Properties. Fields also played a role in assisting with the Huskies' transition to the Big Ten with oversight of the Broadcast Operations that will produce a plethora of video productions.

Fields was the Football Sport Administrator for the 2024 College Football Playoff National Runner-Up and 2023 Pac-12 Champions. During his time at UW, Fields assisted in the hiring of new Head Football Coach Jedd Fisch and Head Men's Basketball Coach Danny Sprinkle.

Before his appointment at Washington, Fields was the Deputy Athletics Director at Ball State University as the number two administrator in the department. He assisted in supervising the Cardinals' 19 teams and 450-plus student-athletes. Fields oversaw several external areas (Athletics Communications, Marketing & Fan Engagement, Development, Ticketing Sales & Operations, and was the liaison to Learfield-IMG/Ball State Sports Properties).

Several of the team's Fields worked with experienced record success from a revenue generation standpoint. Specifically, he worked as the sport administrator for the football and basketball programs. He administered the football program's first bowl game win in school history in 2020, beating two top-25 opponents in that season. Ball State finished the year ranked in the AP Top 25 and made back-to-back bowl appearances for only the third time in the school's history.

Fields led Ball State's COVID-19 plan for return to campus, testing protocols that successfully allowed all programs to compete and finish their seasons. During his time at Ball State, he assisted in raising private support of more than \$15 million and oversaw

the athletic department's most notable capital project to date--The Scheumann Family Indoor Practice Facility, which was fully funded through private support.

Prior to his time at Ball State, Fields worked at the University of Illinois as the Associate Athletic Director of Development. In his six years with the Illini, Fields assisted with the university's \$2.25 billion "With Illinois" campaign, \$300 million of which was earmarked for athletics. The university campaign exceeded \$2.7 billion, and the athletics portion raised \$321 million.

Before his stint at Illinois, Fields worked at the University of South Alabama for over five years, where he assisted in the facilitation of the overall football operation for a start-up, Division I program, and transition to Football Bowl Subdivision. Fields began his time in collegiate athletics at Auburn, working for four years at his alma mater.

Fields played collegiate football for Auburn, earning the Zeke Smith Award (Auburn's Defensive Player of the Year). He was an honorable mention All-SEC pick as a linebacker and earned a spot on the All-SEC Football Allstate "Good Works" Team. After college, Fields played two seasons of professional football in the Canadian Football League for the Hamilton Tigercats and British Columbia Lions.

Fields earned his bachelor's degree in Kinesiology from Auburn in 2001 and later earned a master's in Higher Education Administration/Sports Management. He and his wife, Dr. Mya, who's an Assistant Dean for Purdue University's School of Multidisciplinary and Professional Studies have two sons, Haven Jr. and Hendrix.



**DENNIS
 LEBLANC**

DEPUTY AD - STUDENT SERVICES

Dennis Leblanc was named Nebraska's Deputy Athletic Director for Student Services in 2024, after being promoted from Executive Associate Athletic Director for Academics, a title he earned in 2015 after serving as the Senior Associate Athletic Director for Academic Programs and Student Services. He has directed the academic program since 1993.

Leblanc, who has been with the Academic Support Program for Student-Athletes since 1987, joined the Nebraska Athletic Department in 1983 as a member of the track and field staff. In addition to his historic success leading Nebraska's academic program, Leblanc serves as a sport administrator for the Husker football program.

Under Leblanc's leadership, Nebraska has become the national leader in CSC Academic All-Americans for football and all sports, NCAA Today's Top Ten Award honorees and recipients of the National Football Foundation and Hall of Fame Postgraduate Scholarship. Since he joined the academic staff in 1987, 278 of Nebraska's 351 CSC Academic All-Americans have been honored, while NU has claimed 15 of its 18 NCAA Today's Top Ten Award recipients. Nearly 4,000 Husker student-athletes have earned their degrees during Leblanc's tenure.

The 95 percent Graduation Success Rate (GSR), reported in the 2022-23 academic year, ties for the highest in school history and marks the fifth consecutive year the rate has been at 90 percent or higher. This record setting GSR of 95 percent ranks Nebraska second out of 110 public FBS institutions. Nebraska student-athletes across all sports posted a 3.370 cumulative GPA in the spring of 2023, the highest GPA ever recorded. In addition, all Nebraska teams achieved an NCAA Academic Performance Rate (APR) of 955 or higher, marking the eighth consecutive year that all teams attained an APR better than 950.

Over the past decade, Nebraska's academic support program for student-athletes has received outstanding reviews from the NCAA Certification Review Team, the Nebraska Faculty Intercollegiate Athletics Committee and the National Association of Academic Advisors for Athletes (N4A).

Leblanc is a member of the N4A, and in 2002 he received its prestigious Lan Hewlett Award presented to an athletic administrator in recognition of distinguished performance in providing personal, academic and professional guidance to student-athletes.

Leblanc was presented the Chancellor's Award for Exemplary Service to Students at the 2004 University of Nebraska Honors Convocation, which recognizes individuals who go above and beyond their assigned duties, devoting extra time and effort in serving the needs of students. In 2005, he was presented with Honorary Mortar Board membership honoring him for his leadership and service to students. In 2007, Leblanc received the Hero Mentor Award through the American Red Cross, which annually recognizes a person for outstanding leadership and mentoring. In 2018, he was inducted into the

Omicron Delta Kappa Society, which is a national leadership honor society, recognizing his leadership in athletics on campus.

Leblanc earned his bachelor's degree from Bethany College, and a master's degree from Wichita State University. He and his wife, Coreen, have four children and two grandchildren: Olivia (and her husband, Shane) have one daughter, Charlotte; Christian (and his wife, Paige) have one daughter, Linden; Mackenzie (and her husband, Cal); and Madeleine (and her fiance, Keenon).



**SAM
 RICE**

ASSOC. DIRECTOR OF CREATIVE & EMERGING MEDIA

Sam Rice is in his second year with Nebraska Athletics. Rice handles social media for the Husker men's basketball program and helps with other sports on a day-to-day basis. In addition to working in the Digital Communications Office as a student assistant, Rice was a digital contractor with the NBA's Los Angeles Clippers as an undergraduate.

Rice received his Bachelor of Fine Arts degree with an emphasis in Cinematic Production from Nebraska in May 2023.



**SHAMUS
 MCKNIGHT**

SR. ASSOCIATE COMMUNICATIONS DIRECTOR

Shamus McKnight joined the Nebraska Athletic Department in 1997 and currently serves as a Senior Associate Communications Director. He works directly with the Nebraska men's basketball and football programs and assists with a number of Olympic sports at Nebraska.

At Nebraska, McKnight has been responsible for media guides across six sports that have earned "Best in the Nation" awards from the College Sports Information Directors of America (CoSIDA). In his time at Nebraska, McKnight has earned more than 30 national publication awards from CoSIDA, including 18 publications that have placed in the top five nationally.

He served as host communications director for a pair of NCAA Division I Volleyball Championships and has been on the NCAA Men's College World Series Media Coordination team since 2006, serving as the official scorer of the CWS since 2013. He also served on Nebraska's on-site communications team for two football national championship games, three College World Series, four NCAA Baseball Super Regionals as well as NCAA or conference events in baseball, women's gymnastics volleyball and men's and women's tennis.

McKnight is a 1996 graduate of Baldwin-Wallace University. He and his wife, Melissa, reside in Omaha with his two stepchildren, Alison and Morgan.



**DR. DAVID
 CLARE**

TEAM PHYSICIAN/ORTHOPAEDIC SURGEON

Dr. David Clare was born and raised in Lincoln, Nebraska. He completed his undergraduate studies at the University of Nebraska where he was a member of the Cornhusker football team. He also attended and played football at Nebraska Wesleyan. He received his medical degree from the University of Nebraska Medical Center. His residency was done at the University of Texas Health Science Center followed by a Fellowship in Sports Medicine and Adult Reconstruction.

Dr. Clare's experience as a collegiate athlete complements his sports medicine fellowship training and his fellowship in adult reconstruction and total joint replacements, enabling him to care for a large spectrum of patients. He is one of the team physicians for the University of Nebraska as well as a team physician for Peru State College, Lincoln Southwest, and Lincoln East High Schools.


Dr. Clare is married and has two sons. When time allows, he enjoys spending time with his family, shooting, hunting, golf and exercising.

COACHES

N 2024-25 NEBRASKA BASKETBALL
BASKETBALL SUPPORT STAFF



BEN BIZAL
Student Manager



SAM ESSEGIAN
Student Manager



WES FROST
Student Manager



CHARLIE GAMBILL
Student Manager




COLE GIBBS
Student Manager



KOLTON HAGER
Student Manager



WALKER HANNEMAN
Student Manager



ZEHREN HILTON
Student Manager



JACKSON HINRICHS
Student Manager



MITCH HOBZA
Student Manager




ELLA JEPSEN
Student Manager



BLAKE KAHLER
Student Manager



SIMON KERR
Student Manager



LARS KESSLER
Student Manager




MAX KORBERNICK
Student Manager



BEAU RABE
Student Manager



CAMDEN RINE
Student Trainer



KEATON RINE
Student Manager



CAMERON UNRAU
Student Manager

COACHES

ADMINISTRATION



JEFFREY
GOLD

TROY
DANNEN



JEFFREY GOLD, M.D.

UNIVERSITY OF NEBRASKA SYSTEM PRESIDENT

Jeffrey P. Gold, M.D., became the ninth president of the University of Nebraska System on July 1, 2024, following a national search by the Board of Regents.

As president, Gold leads a four-campus university system that enrolls nearly 50,000 students and employs 16,000 faculty and staff on campuses in Lincoln, Omaha and Kearney, plus academic divisions and research and extension centers across the state. He serves as chief spokesman and chief executive officer for the system, which operates on a \$3 billion annual budget and includes a flagship Big Ten institution, a world-renowned academic health sciences center, Division I athletics programs, and preeminent institutes focused on water and agriculture, national security and defense, infectious disease and early childhood education.

He is a nationally recognized higher education and health care leader and advocate. He was the chancellor of the University of Nebraska Medical Center (UNMC) and board chair for the Nebraska Medicine Health System from 2014 to 2024. As UNMC's chief operating officer, Dr. Gold was responsible for all aspects of campus leadership, program quality and operation—including 7 colleges, 37 institutes and centers, 5,429 faculty and staff and 4,700 health professions students.

In July 2021, Dr. Gold was named the Provost and Executive Vice President of the University of Nebraska System in addition to his ongoing UNMC/Nebraska Medicine responsibilities. In this role, he served as the chief academic officer of the University of Nebraska System and liaison to the Board of Regents for academic affairs. From May 2017 through June 2021, Dr. Gold served as the chancellor of the University of Nebraska at Omaha, the state's only public metropolitan university—a role he held concurrently with being UNMC's chancellor.

He holds tenured faculty appointments in UNMC's College of Medicine and in the College of Public Health, where his research interests in health care policy, population health and epidemiology are concentrated. He has authored over 200 peer-reviewed manuscripts, 350 national presentations, 40 books and chapters and engaged in over 300 invited professorships and keynote presentations.

Dr. Gold is a first-generation student; he graduated from the Cornell University College of Engineering with a bachelor's degree in Theoretical and Applied Mechanics. He earned his M.D. from the Weill Cornell College of Medicine and completed his general surgery residency at The New York–Presbyterian Hospital and Memorial Sloan Kettering Cancer Center. He completed his cardiothoracic surgical fellowship training at the Brigham and Women's Hospital in Boston, with additional training in pediatric cardiac surgery at the Boston Children's Hospital, both of the Harvard Medical School.

He has been certified by the American Board of Surgery and by the American Board of Thoracic Surgery, specializing in adult and pediatric cardiac surgery. Dr. Gold is licensed in Nebraska, Ohio, New York and New Jersey.

Dr. Gold leads several key economic development boards for the State and the University System, including the Greater Omaha Chamber, University Tech Development Corp, the University Tech Transfer Corp, and UNeTech Corp.

His national leadership roles have included more than 50 national professional committees and more than 100 national organizations, volunteer boards, government and public health councils. He has worked extensively with national- and state-level elected and appointed governing and administrative bodies as an advisor and trusted resource in the areas of higher education, research and clinical care.

Dr. Gold has been married for more than forty years to a medical school classmate. He has two adult children and two grandchildren.

NEBRASKA PRESIDENTS	
Years	President
1968-1969	Clifford Hardin
1970-1976	Durwood B. Varner
1977-1989	Ronald Roskens
1989-1994	Martin A. Massengale
1994-2004	L. Dennis Smith
2004-2014	James B. Milliken
2014-2015	James Linder*
2015-2019	Hank M. Bounds
2019-2019	Susan Fritz*
2020-2024	Walter "Ted" Carter
2024-2024	Chris Kabourek*
2024-pres.	Jeffrey P. Gold, M.D.

* Interim President



SCOTT FEUSS JR.

FACULTY ATHLETICS REPRESENTATIVE

Scott M. Fuess Jr. is in his fifth year as Nebraska's Faculty Athletics Representative, having started on July 1, 2020.

As faculty athletics representative, Fuess serves as a liaison between the Office of the Chancellor and Athletic Department. He also serves on the Athletic Department's Executive Staff. His areas of focus in the role include the welfare of student-athletes, NCAA and Big Ten Conference compliance, maintaining the positive relationship between athletics and faculty, developing and responding to NCAA legislative proposals and representing the university at related NCAA and Big Ten Conference meetings. This past year he was appointed to a four-year term on the NCAA DI Committee on Academics.

The half-time position - which was restructured to an expected term of five years - reports directly to the University of Nebraska System President and consults with Director of Athletics Troy Dannen. He splits time between faculty representative duties and academic responsibilities.

Fuess, the Steinhart Distinguished Professor of Business and former chair of the College of Business' economics department, has worked at the University of Nebraska-Lincoln since 1986. He serves on the Faculty Senate's Intercollegiate Athletics Committee, having chaired the committee for 2018-19 and a sub-committee in 2017-18. He also has served on numerous Big Ten Conference committees, including the Sports Management Committee, the Compliance and Reinstatement Committee and the Legislative Review Committee. From 2022 to 2024, he served as Chair of the B1G Compliance and Reinstatement Committee.

Fuess earned a bachelor's degree from the University of Delaware, as well as master's and doctoral degrees from Purdue University. His research interests are labor economics, the economics of collegiate sports, and the economy of Japan. He has earned numerous "Distinguished Teaching" awards. In 2016 he received the UNL College of Business "Distinguished Service" award.

NEBRASKA'S FACULTY REPS	
Years	Faculty Rep
1931-1946	T.J. Thompson
1947-1958	Earl Fullbrook
1959-1964	Charles S. Miller
1965-1968	Merk Hobson
1969-1970	John R. Davis
1971-1982	Keith L. Broman
1982-1997	James O'Hanlon
1997-2020	Josephine Potuto
2020-pres.	Scott Fuess



RODNEY BENNETT

UNIVERSITY OF NEBRASKA CHANCELLOR

Dr. Rodney D. Bennett began his work as the 21st chancellor of the University of Nebraska—Lincoln, Nebraska’s flagship, Big Ten research institution on July 1, 2023. He is a 30-year veteran of higher education with a track record of growing research, increasing student success and building impactful partnerships.

In his first year as Chancellor, the University experienced rising retention and graduation rates, demonstrated positive signs related to enrollment, and expanded its research and creative activity efforts.

- In Fall 2023, almost 4,700 first-time freshmen enrolled at UNL—an increase of 1.3 percent from 2022. 75.4 percent of those first-time freshmen are from Nebraska.

- Spring 2024 overall enrollment reversed a trend of five straight years of spring enrollment declines.

- Over the last five years, UNL retention from first to second year has increased 2.3 percentage points and four-year graduation rate has increased more than 8.5 percentage points.

- In 2023, the university’s total research expenditures grew to \$366 million, a 37 percent increase over the past decade. UNL has also experienced tremendous growth in externally sponsored federal funding, increasing to a record \$163 million in 2023.

Chancellor Bennett came to Nebraska after nine years of successful leadership at the University of Southern Mississippi. During his tenure as president, USM was reclassified from a Carnegie R2 to an R1 university, signaling growth in research prestige and funding. Dr. Bennett also invested in programs to support student recruitment, retention and outcomes, including for the 30 percent of USM students who were first-generation. His efforts led to an improvement in the university’s six-year graduation rate.

Prior to his role at the University of Southern Mississippi, Dr. Bennett served at the University of Georgia for more than a decade. He was the senior administrator for student programs and services for Georgia’s 34,000-plus students; oversaw \$150 million in capital projects; and made key staff and programmatic investments in extracurriculars, mental health programs and other areas to better support students.

Dr. Bennett has also been the dean of students at Winthrop University in Rock Hill, South Carolina, and associate dean of student life at Middle Tennessee State University.

Chancellor Bennett values community leadership and service. He has served on numerous boards, including the Mississippi Aquarium, Northeast Georgia Girl Scouts of America, Catholic Health East (Philadelphia), and St. Mary’s Health Care System in Athens, Georgia. He is a member of Kappa Alpha Psi fraternity and Past Sire Archon for Sigma Pi Phi fraternity, The Boulé.

Dr. Bennett earned a bachelor’s degree in mass communication, a master’s degree in educational administration, and an education specialist degree from Middle Tennessee State. He earned his Doctor of Education degree from Tennessee State University.

He and his wife, Temple, are the parents of two adult daughters, Colby and Logan.

UNL CHANCELLORS

Years	Chancellor
1871-1876	Allen R. Benton
1876-1882	Edmund B. Fairfield
1884-1888	J. Irving Manatt
1888-1891	Charles E. Bessey
1891-1895	James H. Canfield
1895-1899	George E. MacLean
1900-1908	E. Benjamin Andrews
1908-1927	Samuel Avery
1927-1938	Edgar A. Burnett
1938-1946	Chauncey S. Boucher
1947-1953	Reuben G. Gustavson
1953-1954	John K. Selleck*
1954-1968	Clifford Hardin
1968-1971	Joseph Soshnik
1972-1975	James H. Zumberge
1975-1976	Adam C. Breckenridge*
1976-1980	Roy A. Young
1980-1981	Robert H. Rutford*
1981-1991	Martin A. Massengale
1991-1991	Jack Goebel*
1991-1995	Graham B. Spanier
1995-1996	Joan R. Leitzel*
1996-2000	James Moeser
2000-2016	Harvey S. Perlman
2016-2023	Ronnie Green
2023-pres.	Rodney Bennett

* Interim Chancellor

The Board of Regents consists of eight voting members elected by district for six-year terms, and four non-voting student Regents, one from each campus, who serve during their tenure as student body president. The board supervises the general operations of the university, and the control and direction of all expenditures. The board also includes a corporation secretary who manages all records including agendas, minutes, notices, policies and bylaws. Those documents can be found on the web at nebraska.edu/board/.

The board meets regularly, primarily in Lincoln but also in Omaha and greater Nebraska. Persons wishing to provide information to the board or to appear before it should contact: Corporation Secretary, University of Nebraska, Varner Hall, 3835 Holdrege, Lincoln, NE 68583.



TIMOTHY CLARE
District 1



JACK STARK
District 2



JIM SCHEER
District 3



ELIZABETH O'CONNOR
District 4



ROBERT SCHAFER
Chair
District 5




PAUL KENNEY
Vice Chair
District 6



KATHY WILMOT
District 7



BARBARA WEITZ
District 8



SAM SCHROEDER
Nebraska-Kearney



ELIZABETH HERBIN
Nebraska-Lincoln



PRANITA DEVARAJU
Nebraska-Medical Center



ISHANI ADIDAM
Nebraska-Omaha

ADMINISTRATION



TROY DANNEN

DIRECTOR OF ATHLETICS

Troy Dannen, a leading voice in collegiate athletics with extensive experience as an athletic director and deep ties to the Midwest, is in his first year as Nebraska's Director of Athletics. Dannen was hired on March 20, 2024, and has hit the ground running in Lincoln.

Nebraska Athletics enjoyed success during Dannen's first championship season, as the Husker baseball program won its first Big Ten Tournament title and reached the 40-win plateau for the first time since 2014 while the Husker track teams put together impressive showings. The Husker men won the Big Ten Outdoor title and earned their best NCAA Championship finish since 2016 with a 13th-place

finish, while the Husker women posted their second straight top-10 NCAA finish and placed ninth at the national meet. Nebraska finished 22nd in the final 2023-24 Learfield Director's Cup, the program's highest finish since 2010.

Dannen has been a leader in charting the course for a new era of collegiate athletics, serving from 2021 to 2023 as a member of the NCAA Constitution Committee and the Division I Transformation Committee. Dannen also previously served as the chair of the NCAA Football Competition Committee and was an Executive Committee member of the Football Oversight Committee. In total, Dannen has served on seven NCAA committees.

In 2022, Dannen was a finalist for Sports Business Journal's Athletic Director of the Year award, and he received the Distinguished American Award from the Sugar Bowl Chapter of the National Football Foundation.

Dannen came to Lincoln after serving as Director of Athletics at the University of Washington. He helped guide the Huskies' transition to the Big Ten Conference and oversaw a football program that reached the College Football Playoff National Championship Game in January of 2024.

He arrived at Washington in the fall of 2023 after serving as Director of Athletics at Tulane University since 2015. While at Tulane, Green Wave student-athletes earned 49 All-America honors, a national championship, 21 conference championships and 41 postseason appearances.

In 2022-23, Tulane football won its first American Athletic Conference football championship and won the Cotton Bowl over USC, which was ranked ninth in the nation at that time. The men's basketball program won 20 regular-season games for the first time in two decades. Additionally, men's tennis advanced to its sixth NCAA Tournament in seven years, both bowling and beach volleyball finished ranked in the top 20, and baseball won the conference championship.

Tulane's football program participated in an unprecedented three consecutive bowl games from 2018 to 2020, winning back-to-back bowl games for the first time in 128 years of football at the University.

In the classroom, Tulane student-athletes excelled at a high-level. At the end of the 2022-23 academic year, over 68 percent of Green Wave student-athletes earned a 3.0 GPA or better, with a 93 percent Graduation Success Rate and a record-setting department Academic Progress Report of 992, with seven teams earning a perfect 1000 APR score.

Dannen spearheaded fundraising efforts and numerous capital projects at Tulane. He helped secure the largest unrestricted gift in Tulane Athletics history, an endowment gift that funded the operation of a new sport (sailing), and a \$10 million lead gift

NEBRASKA'S ATHLETIC DIRECTORS

Years	Athletic Director
1928-1931	H.D. Gish
1932-1936	Dana X. Bible
1937-1942	Lawrence McCeney "Biff" Jones
1942-1947	A.J. Lewandowski
1948-1953	George "Potsy" Clark
1954-1960	J.W. "Bill" Orwig
1961*	Charles Miller & Joseph Soshnik
1962-1966	W.H. "Tippy" Dye
1967-1992	Bob Devaney
1993-2002	Bill Byrne
2003-2007	Steve Pederson
2007-2012	Tom Osborne
2013-2017	Shawn Eichorst
2017-2021	Bill Moos
2021-2024	Trev Alberts
2024-Present	Troy Dannen

*-Interim Co-Directors



for capital renovations, which was the second-largest gift in department history. In addition, marketing and licensing revenue grew four-fold, and in 2022-23, Tulane football, basketball and volleyball set ticket sales and revenue records. Under Dannen's leadership, the Green Wave Club Annual Fund grew by 40 percent in terms of donors, and 45 percent in terms of dollars.

Increases in fundraising and major gift donors positively impacted capital project development and completion. A \$13 million renovation to the Reilly Natatorium, home of the swimming and diving program, as well as \$8 million in renovations to locker rooms and the sports medicine area inside the Wilson Center were completed in 2023. Dannen also oversaw construction of a new dining facility, weight room, basketball and volleyball locker rooms. Tulane also completed a \$2.4 million academic center renovation and a \$5 million television and digital production center.

Dannen came to Tulane after serving eight years as the Director of Athletics at the University of Northern Iowa (UNI) from 2008 to 2015. During his tenure, the Panthers enjoyed success at both the conference and national levels, highlighted by an NCAA Sweet 16 appearance in 2010 by the UNI men's basketball team. During his eight-year tenure, UNI was recognized with 39 All-Americans, 13 Coaches of the Year and nine Missouri Valley Conference (MVC) Players of the Year. UNI football, men's basketball, women's basketball, volleyball and softball combined to reach 15 NCAA tournaments and 20 postseason berths during that stretch. For his efforts, Dannen was recognized as NACDA's FCS Athletic Director of the Year in 2014.

Prior to his time at UNI, Dannen served as the Iowa Girls High School Athletic Union's Executive Director for seven years, overseeing 400 high schools and 10 sports.

Dannen grew up on a farm just outside Marshalltown, Iowa, and graduated from UNI in 1989 with a degree in communications. He is married to Amy, and has four children: Elle, Emily, Holly and William.



ATHLETIC DEPARTMENT ADMINISTRATION/HEAD COACHES

DIRECTORY

Nebraska Athletics Department Directory
 University of Nebraska Athletics
 800 Stadium Drive
 Lincoln, NE 68588
 (800) 755-2565
 (402) 472-4224

Area code for all numbers is (402)

Academics	472-4611
Administration	472-3011
Athletic Medicine	472-2276
Baseball	472-2269
Basketball, Men's	472-2265
Basketball, Women's	472-6462
Beach Volleyball	472-2399
Bowling	472-0404
Business & Finance	472-2273
Capital Planning	472-1000
Communications	472-2263
Compliance	472-2042
Computing Services	472-2368
Concessions	472-4886
Creative & Emerging Media	472-4224
Equipment	472-2274
Events	472-1003
Facilities	472-1000
Football	472-3116
Golf, Men's	472-8801
Golf, Women's	472-8801
Gymnastics, Men's	472-4808
Gymnastics, Women's	472-4808
Huskers Athletic Fund	472-3111
Huskers Athletic Partners	472-2385
Huskers.com	472-2263
Huskers Shop	904-5700
HuskerVision	472-4645
Licensing & Branding	472-0775
Life Skills & Enrichment	472-4616
Lost & Found	472-1003
Marketing & Fan Experience	472-0775
N Club	472-3111
NAPL	472-4224
Performance Nutrition	472-4224
Rifle	472-6167
Soccer	472-0456
Softball	472-8801
Spirit Squad	472-0846
Sport Psychology	472-2276
Strength & Conditioning	472-7769
Tennis, Men's	472-9430
Tennis, Women's	472-9430
Ticket Office	472-3111
Track & Field	800-8-BIG-RED
Volleyball	472-6461
	472-2399



HAVEN FIELDS
 Deputy A.D. / Chief
 Operating Officer



KRISTEN BROWN
 Deputy A.D. / Senior
 Woman Administrator



SETH DORSEY
 Deputy A.D. /
 Internal Operations
 / CFO



DENNIS LEBLANC
 Deputy A.D. /
 Student Services



TYLER KAI
 Deputy A.D. /
 Revenue Generation



KEITH ZIMMER
 Executive
 Associate A.D. /



KORTNE GOSHA
 Senior
 Associate A.D. /
 Capital Planning



BRANDON MEIER
 Senior
 Associate A.D. /
 Marketing & Multimedia



PATRICIA PETERSON
 Senior Associate A.D. /
 Communications



KEITH MANN
 Associate A.D. /
 Communications



AUDREY POLT
 Associate General
 Counsel



MITZI LENZ
 Executive
 Assistant to the
 Athletic Director

Note: Visit Huskers.com/staff-directory for a complete Athletic Department Staff Directory

2024-25 NEBRASKA HEAD COACHES



WILL BOLT
 Baseball



HEATHER BRINK
 Women's Gymnastics



CHUCK CHEMEKA
 Men's Gymnastics



RICHARD CLARK
 Rifle



JOHN COOK
 Volleyball/
 Beach Volleyball



JUDD CORNELL
 Men's Golf



GERMAN DALMAGRO
 Women's Tennis




MEGAN ELLIOTT
 Cross Country



FRED HOIBERG
 Men's Basketball



PAUL KLEMPA
 Bowling



PETER KOBELT
 Men's Tennis



MARK MANNING
 Wrestling



PABLO MORALES
 Swimming and Diving



RHONDA REVELLE
 Softball



MATT RHULE
 Football



JUSTIN ST. CLAIR
 Track and Field



JEANNE SUTHERLAND
 Women's Golf



JOHN WALKER
 Soccer



AMY WILLIAMS
 Women's Basketball



Big Life. Big Stage. Big Ten

Since its inception in 1896, the pursuit and attainment of academic excellence has been a priority for every Big Ten member institution. But maintaining the conference's standard of competing at the highest level in athletics also endures as an important component of the Big Ten experience. Striking that balance between academics and athletics is integral to the Big Ten's identity. Recognized as one of intercollegiate sports' most successful undertakings, the Big Ten strives for success from its students not only on the field and in the classroom, but around the world as well.

PREMIER ACADEMIC INSTITUTIONS

The Big Ten Academic Alliance is an academic consortium of all 18 Big Ten universities, which is widely considered to be the model for effective and voluntary collaboration among top research universities.

Every Big Ten Academic Alliance institution ranks among the top 90 universities in the nation according to the 2024 Academic Ranking of World Universities, including 10 in the top 40.

The Big Ten leads all conferences with more than 1,900 Academic All-Americans, including 80 honorees during the 2023-24 academic year.

Big Ten Academic Alliance schools annually conduct \$17 billion in funded research

A HISTORY OF ATHLETIC SUCCESS

Big Ten schools have won at least five national championships in 26 of the last 30 years, averaging nearly seven per year during that span.

Since the 2005-06 academic year, current Big Ten institutions have claimed 119 team national championships in 26 different sports.

BROAD-BASED PROGRAMMING

Big Ten institutions support more than 11,000 participation opportunities on 350 teams in 42 different sports. The Big Ten sponsors 28 official conference sports, 14 for men and 14 for women.

The Big Ten leads the nation in total students competing in intercollegiate athletics and participation opportunities, and sponsors more official sports than all conferences except the Ivy League.

Nearly 2,000 Big Ten competitors have participated in the Olympics, winning more than 600 medals, including more than 200 gold. The Big Ten Conference enjoyed its finest performance at a single Olympic Games during the 2024 Summer Olympics in Paris, France, as athletes with Big Ten ties set conference records by earning 98 total medals and 27 gold medals during the 17-day competition, surpassing the previous mark of 51 medals at the 2020 Summer Games in Tokyo, Japan. All 18 Big Ten member schools were represented at the 2024 Summer Games, competing for 64 nations in 17 sports.

PASSIONATE FOLLOWING

The Big Ten leads all conferences with 9.4 million alumni and nearly 823,000 students.

Big Ten men's and women's basketball combined for 4.3 million fans in their home arenas throughout the 2023-24 season and paced the nation in total attendance. Volleyball Day in Nebraska attracted 92,003 fans, the largest attendance in women's sports history. All seven of the Big Ten ice hockey teams also ranked in the top 15 nationally in average attendance.

In 2023-24, Big Ten women's basketball programs set ratings records on seven different networks – BTN, FOX, FS1, NBC, Peacock, ESPN and CBS.

LEADERS IN INNOVATION

- Took part in the nation's first bowl game, winning the 1902 Rose Bowl Game, and signed an exclusive contract with the Tournament of Roses in 1946, making it the first bowl with permanent conference affiliations.

- Awarded the first Big Ten Medal of Honor in 1915, honoring outstanding seniors who demonstrated excellence in academics and athletics.

- Formed the Big Ten Advisory Commission in 1972, enlisting former students that competed in conference athletics to serve as liaisons to the NCAA's Diversity and Inclusion Department, the Big Ten Student-Athlete Advisory Commission and other organizations.

- Became the first conference to voluntarily adopt male and female participation goals after launching its Gender Equity Action Plan in 1992.

- Launched the Big Ten Network (BTN) in 2007, the first national conference-owned television network.

- Began partnering with the Ivy League to study the effects of head injuries in sports in 2012.

- Twenty years after adding instant replay in 2004, announced a state-of-the-art replay center, featuring 18 dedicated replay bays and six dedicated medical observation stations.

- Championed new legislation for football permitting coach-to-player helmet communication and the use of sideline video by student-athletes, and coaches, both of which were introduced in the fall of 2024.

EXTENSIVE TELEVISION EXPOSURE

Through the Big Ten's current media agreements with BTN, NBC, Peacock, CBS and FOX, more than 2,000 Big Ten events are produced and distributed nationally and globally on an annual basis.

BTN reaches nearly 50 million homes and is also available via the Fox Sports App, delivering live and on-demand programming to computers, smartphones and tablets. B1G+ streams more than 2,000 additional events each season.

COMMUNITY INVOLVEMENT

The Big Ten Conference is dedicated to making a lasting impact on the communities where its major events are held. In recent years, the conference has hosted sports clinics, renovated recreation centers and given elementary-aged children the chance to experience major Big Ten events.

Around the Big Ten Football Championship Game and Basketball Tournaments, the conference focuses on creating meaningful improvements, aiming to leave each location better than it was found.

Moving forward, the Big Ten will continue to collaborate with the College Football Playoff Foundation, local sports organizations and school district foundations to enhance spaces for teachers and children and provide educational opportunities for youth.

2024-25 OPPONENTS



SAM
HOIBERG

UT RIO GRAND VALLEY
NOV. 4 | LINCOLN, NEB

GENERAL INFO

Location Edinburg, Texas
 Founded 2015
 Enrollment 34,000
 Nickname Vaqueros
 Colors Orange and Gray
 President Dr. Guy Bailey
 Athletics Director Chasse Conque
 Conference Western Athletic Conference
 Arena UTRGV Fieldhouse (2,500)
 Website GoUTRGV.com
 MBB on X/Instagram @UTRGVmbb

TEAM INFORMATION

2023-24 Record (Conf. Record) 6-25 (2-18, 11th)
 Postseason Finish None
 Starters R/L 2/3
 Lettermen R/L 5/11

HEAD COACH

Head Coach (Year) Kahil Fennell (Redlands, 2004)
 Record at School 0-0 (First season)
 Overall Record Same

MEDIA RELATIONS

Basketball Contact Danny Elizondo
 Phone (956) 665-2599
 Email daniel.elizondo@utrgv.edu

BETHUNE COOKMAN
NOV. 9 | LINCOLN, NEB

GENERAL INFO

Location Daytona Beach, Fla.
 Founded 1904
 Enrollment 3,100
 Nickname Wildcats
 Colors Maroon and Gold
 President Dr. William Berry
 Athletics Director Reggie Theus
 Conference Southwestern Athletic Conference
 Arena Richard V. Moore Gymnasium (985)
 Website bcuathletics.com
 MBB on X/Instagram @BCUHoops/@BCU_Hoops

TEAM INFORMATION

2023-24 Record (Conf. Record) 17-17 (11-7, t-5th)
 Postseason Finish CBI First Round
 Starters R/L 1/4
 Lettermen R/L 4/10

HEAD COACH

Head Coach (Year) Reggie Theus (UNLV, 2022)
 Record at School 38-58 (Three seasons)
 Overall Record 132-186 (10 seasons)

MEDIA RELATIONS

Basketball Contact Bryce Hoynoski
 Phone (386) 481-2278
 Email hoynoskib@cookman.edu

FDU
NOV. 13 | LINCOLN, NEB

GENERAL INFO

Location Teaneck, N.J.
 Founded 1942
 Enrollment 11,619
 Nickname Knights
 Colors Burgundy, Blue and White
 President Michael J. Avaltroni
 Athletics Director Bradford Hurlbut
 Conference Northeast
 Arena Bogota Savings Bank Center (1,852)
 Website fdunknights.com
 MBB on X/Instagram @FDUKnightsMBB

TEAM INFORMATION

2023-24 Record (Conf. Record) 15-17 (11-5, 3rd)
 Postseason Finish None
 Starters R/L 2/3
 Lettermen R/L 7/9

HEAD COACH

Head Coach (Year) Jack Castleberry (VMI, 2007)
 Record at School 15-17 (One season)
 Overall Record Same

MEDIA RELATIONS

Basketball Contact Charlie Carbonetto
 Phone 610-389-2071
 Email c.carbonetto@student.fdu.edu

SAINT MARY'S
NOV. 17 | SIOUX FALLS, S.D.

GENERAL INFO

Location Morgana, Calif.
 Founded 1863
 Enrollment 2,765
 Nickname Gaels
 Colors Navy, Red and Silver
 President Dr. Roger Thompson
 Athletics Director Mike Matoso
 Conference West Coast Conference
 Arena University Credit Union Pavilion (3,500)
 Website smcgaels.com
 MBB on X/Instagram @saintmaryshoops

TEAM INFORMATION

2023-24 Record (Conf. Record) 26-8 (15-1, 1st)
 Postseason Finish NCAA First Round
 Starters R/L 2/3
 Lettermen R/L 8/5

HEAD COACH

Head Coach (Year) Randy Bennett (UC San Diego, 1986)
 Record at School 533-216 (23 seasons)
 Overall Record Same

MEDIA RELATIONS

Basketball Contact Ryan Barnett
 Phone (661) 714-6210
 Email rab22@stmarys-ca.edu

CREIGHTON
NOV. 22 | OMAHA, NEB.

GENERAL INFO

Location Omaha, Neb.
 Founded 1878
 Enrollment 8,580
 Nickname Bluejays
 Colors Blue and White
 President Rev. Daniel S. Hendrickson, S.J.
 Athletics Director Marcus Blossom
 Conference Big East
 Arena CHI Health Center Omaha (17,352)
 Website GoCreighton.com
 MBB on X/Instagram @BluejayMBB

TEAM INFORMATION

2023-24 Record (Conf. Record) 25-10 (14-6, t-2nd)
 Postseason Finish NCAA Sweet 16
 Starters R/L 3/2
 Lettermen R/L 10/6

HEAD COACH

Head Coach (Year) Greg McDermott (Northern Iowa, 1988)
 Record at School 325-160 (14 seasons)
 Overall Record 605-355 (30 seasons)

MEDIA RELATIONS

Basketball Contact Rob Anderson
 Phone (402) 280-5544
 Email randerson@creighton.edu

SOUTH DAKOTA
NOV. 27 | LINCOLN, NEB.

GENERAL INFO

Location Vermillion, S.D.
 Founded 1862
 Enrollment 10,619
 Nickname Coyotes
 Colors Red and White
 President Sheila Gestring
 Athletics Director Jon Schemmel
 Conference The Summit League
 Arena Sanford Coyote Sports Center (6,000)
 Website goyotes.com
 MBB on X/Instagram @SDCoyotesMBB

TEAM INFORMATION

2023-24 Record (Conf. Record) 12-20 (5-11, t-8th)
 Postseason Finish None
 Starters R/L 3/2
 Lettermen R/L 7/5

HEAD COACH

Head Coach (Year) Eric Peterson (South Dakota, 2016)
 Record at School 24-39 (Two seasons)
 Overall Record Same

MEDIA RELATIONS

Basketball Contact Ethan Erdman
 Phone (641) 590-0487
 Email Ethan.Erdman@usd.edu

NORTH FLORIDA
 DEC. 1 | LINCOLN, NEB.

GENERAL INFO

Location Jacksonville, Fla.
 Founded 1969
 Enrollment 17,304
 Nickname Ospreys
 Colors Navy Blue & Cool Gray
 President Dr. Moez Limayem
 Athletics Director Nick Morrow
 Conference Atlantic Sun
 Arena UNF Arena (5,800)
 Website unfospreys.com
 MBB on X/Instagram @OspreyMBB/@ospreysmbb

TEAM INFORMATION

2023-24 Record (Conf. Record) 16-16 (9-7, 5th)
 Postseason Finish None
 Starters R/L 3/2
 Lettermen R/L 5/7

HEAD COACH

Head Coach (Year) ... Matthew Driscoll (Slippery Rock, 1992)
 Record at School 233-247 (15 seasons)
 Overall Record Same

MEDIA RELATIONS

Basketball Contact Brock Borgeson
 Phone (630) 440-2595
 Email n01422845@unf.edu

MICHIGAN STATE
 DEC. 7 | LINCOLN, NEB.

GENERAL INFO

Location East Lansing, Mich.
 Founded 1855
 Enrollment 50,023
 Nickname Spartans
 Colors Green and White
 President: Kevin Guskiewicz
 Athletics Director Alan Haller
 Conference Big Ten
 Arena Breslin Center (14,797)
 Website msuspartans.com
 MBB on X/Instagram @MSU_Basketball

TEAM INFORMATION

2023-24 Record 20-15 (10-10, t-6th)
 Postseason Finish NCAA Second Round
 Starters R/L 1/4
 Lettermen R/L 8/6

HEAD COACH

Head Coach (Year) Tom Izzo (Northern Michigan, 1977)
 Record at School 707-295 (29 seasons)
 Overall Record Same

MEDIA RELATIONS

Basketball Contact Mex Carey
 Phone (517) 355-2271/(917) 576-7445
 Email carey@ath.msu.edu

INDIANA
 DEC. 13 | LINCOLN, NEB.

GENERAL INFO

Location Bloomington, Ind.
 Founded 1820
 Enrollment 48,514
 Nickname Hoosiers
 Colors Cream and Crimson
 President Pamela Whitten
 Athletics Director Scott Dolsen
 Conference Big Ten
 Arena Simon Skjodt Assembly Hall (17,222)
 Website IUhoosiers.com
 MBB on X/Instagram @IndianaMBB

TEAM INFORMATION

2023-24 Record 19-14 (10-10, t-6th)
 Postseason Finish None
 Starters R/L 3/2
 Lettermen R/L 6/6

HEAD COACH

Head Coach (Year) Mike Woodson (Indiana, 1980)
 Record at School 63-40 (Three seasons)
 Overall Record Same

MEDIA RELATIONS

Basketball Contact Charlie Duffy
 Phone (317) 490-3262
 Email csduffy@iu.edu

MURRAY STATE
 DEC. 22 | HONOLULU, HAWAII

GENERAL INFO

Location Murray, Ky.
 Founded 1923
 Enrollment 9,854
 Nickname Racers
 Colors Navy Blue & Gold
 President Dr. Bob Jackson
 Athletics Director Nico Yantko
 Conference Missouri Valley
 Arena CFSB Center (8,600)
 Website goracers.com
 MBB on X/Instagram @RacersHoops

TEAM INFORMATION

2023-24 Record (Conf. Record) 12-20 (9-11, T-7th)
 Postseason Finish None
 Starters R/L 3/2
 Lettermen R/L 6/5

HEAD COACH

Head Coach (Year) Steve Prohm (Alabama, 1997)
 Record at School 133-64 (Six seasons)
 Overall Record 230-159 (12 seasons)

MEDIA RELATIONS

Basketball Contact Dave Winder
 Phone (270) 293-0556
 Email dwinder@murraystate.edu

CHARLOTTE
 DEC. 23 | HONOLULU, HAWAII

GENERAL INFO

Location Charlotte, N.C.
 Founded 1946
 Enrollment 31,091
 Nickname 49ers
 Colors Green and White
 Chancellor Dr. Sharon L. Gaber
 Athletics Director Mike Hill
 Conference American Athletic
 Arena Dale F. Halton Arena (9,105)
 Website charlotte49ers.com
 MBB on X/Instagram CharlotteMBB/@49ersbasketball

TEAM INFORMATION

2023-24 Record (Conf. Record) 19-12 (13-5, 3rd)
 Postseason Finish None
 Starters R/L 2/3
 Lettermen R/L 4/4

HEAD COACH

Head Coach (Year) Aaron Fearne (Mayville St., 1997)
 Record at School 19-12 (One season)
 Overall Record Same

MEDIA RELATIONS

Basketball Contact Ja'Shawn Steward-Johnson
 Phone (704) 687-1021
 Email jstew105@charlotte.edu

HAWAII
 DEC. 23 | HONOLULU, HAWAII

GENERAL INFO

Location Honolulu, Hawai'i
 Founded 1907
 Enrollment 19,098
 Nickname Rainbow Warriors
 Colors Green, Black, Silver & White
 President David Lassner
 Athletics Director Craig Angelos
 Conference Big West
 Arena SimpliFi Arena at Stan Sheriff Center (10,300)
 Website hawaiiathletics.com
 MBB on X/Instagram hawaiiimbb/hawaiibasketball

TEAM INFORMATION

2023-24 Record (Conf. Record) 20-14 (11-9, 4th)
 Postseason Finish None
 Starters R/L 1/4
 Lettermen R/L 5/8

HEAD COACH

Head Coach (Year) Eran Ganot (Swarthmore, 2003)
 Record at School 156-102 (Nine season)
 Overall Record 159-104 (10 seasons)

MEDIA RELATIONS

Basketball Contact Neal Iwamoto
 Phone (808) 956-7506
 Email niwamoto@hawaii.edu

CHARLESTON (POTENTIAL OPPONENT)
DEC. 25 | HONOLULU, HAWAII

TEAM INFORMATION

2023-24 Record (Conf. Record)..... 27-8 (15-3, 1st)
Postseason..... NCAA First Round
Starters R/L..... 2/3
Lettermen R/L..... 5/11

HEAD COACH

Head Coach (Year)..... Chris Mack (Xavier, 1992)
Record at School..... 0-0 (First season)
Overall Record..... 278-133 (13 seasons)

MEDIA RELATIONS

Basketball Contact..... Lynn Walsh
Phone..... (301) 875-5131
Email..... walshl@cofc.edu
Website..... cofcsports.com

OAKLAND (POTENTIAL OPPONENT)
DEC. 25 | HONOLULU, HAWAII

TEAM INFORMATION

2023-24 Record (Conf. Record)..... 24-12 (15-5, 1st)
Postseason..... NCAA Second Round
Starters R/L..... 2/3
Lettermen R/L..... 5/10

HEAD COACH

Head Coach (Year)..... Greg Kampe (Bowling Green, 1978)
Record at School..... 699-537 (40 seasons)
Overall Record..... Same

MEDIA RELATIONS

Basketball Contact..... Michael Reedy
Phone:..... (847) 337-3556
Email..... michaelreedy@oakland.edu
Website..... goldengrizzlies.com

UCLA
JAN. 4 | LINCOLN, NEB.

GENERAL INFO

Location..... Los Angeles, Calif.
Founded..... 1919
Enrollment..... 46,000
Nickname..... Bruins
Colors..... Blue & Gold
Chancellor-designate..... Julio Frenk
Athletics Director..... Martin Jarmond
Conference..... Big Ten
Arena..... Pauley Pavilion (13,800)
Website..... uclabruins.com
MBB on X/Instagram..... @UCLAMBB

TEAM INFORMATION

2023-24 Record (Conf. Record)..... 16-17 (10-10, 5th, Pac-12)
Postseason Finish..... None
Starters R/L..... 4/1
Lettermen R/L..... 7/7

HEAD COACH

Head Coach (Year)..... Mick Cronin (Cincinnati, 1997)
Record at School..... 115-53 (Five seasons)
Overall Record..... 480-224 (21 seasons)

MEDIA RELATIONS

Basketball Contact..... Alex Timiraos
Phone..... (310) 206-0524
Email..... atimiraos@athletics.ucla.edu

LOYOLA CHICAGO (POTENTIAL OPPONENT)
DEC. 25 | HONOLULU, HAWAII

TEAM INFORMATION

2023-24 Record (Conf. Record)..... 23-10 (15-3, 1st)
Postseason..... NIT First Round
Starters R/L..... 3/2
Lettermen R/L..... 7/9

HEAD COACH

Head Coach (Year)..... Drew Valentine (Oakland, 2013)
Record at School..... 58-39 (Three seasons)
Overall Record..... Same

MEDIA RELATIONS

Basketball Contact..... Kayla Peterson
Phone..... (815) 354-8958
Email..... kpeterson21@luc.edu
Website..... loyolaramblers.com

OREGON STATE (POTENTIAL OPPONENT)
DEC. 25 | HONOLULU, HAWAII

TEAM INFORMATION

2023-24 Record (Conf. Record)..... 13-19 (5-15, 12th)
Postseason..... None
Starters R/L..... 1/4
Lettermen R/L..... 5/9

HEAD COACH

Head Coach (Year)..... Wayne Tinkle (Montana, 2005)
Record at School..... 140-177 (10 seasons)
Overall Record..... 298-268 (18 seasons)

MEDIA RELATIONS

Basketball Contact..... Trevor Cramer
Phone..... (541) 737-3720
Email..... trevor.cramer@oregonstate.edu
Website..... osubeavers.com

IOWA
JAN. 7 | IOWA CITY, IOWA
MARCH 9 | LINCOLN, NEB.

GENERAL INFO

Location..... Iowa City, Iowa
Founded..... 1847
Enrollment..... 31,452
Nickname..... Hawkeyes
Colors..... Gold and Black
President..... Barbara J. Wilson
Athletics Director..... Beth Goetz
Conference..... Big Ten
Arena..... Carver-Hawkeye Arena (15,056)
Website..... hawkeyesports.com
MBB on X/Instagram..... @IowaHoops

TEAM INFORMATION

2023-24 Record..... 19-15 (10-10, t-6th)
Postseason Finish..... NIT Second Round
Starters R/L..... 3/2
Lettermen R/L..... 10/6

HEAD COACH

Head Coach (Year)..... Fran McCaffery (Pennsylvania, 1982)
Record at School..... 280-191 (14 seasons)
Overall Record..... 531-368 (28 seasons)

MEDIA RELATIONS

Basketball Contact..... James Allan
Phone..... (319) 335-6439/(319) 530-5792
Email..... james-allan@uiowa.edu

SOUTHERN
DEC. 30 | LINCOLN, NEB

GENERAL INFO

Location..... Baton Rouge, La.
Founded..... 1880
Enrollment..... 7,358
Nickname..... Jaguars
Colors..... Columbia Blue and Gold
President..... Dennis J. Shields
Athletics Director..... Roman Banks
Conference..... Southwestern Athletic Conference
Arena..... F.G. Clark Activity Center (7,500)
Website..... gojagsports.com
MBB on X/Instagram..... @JaguarHoops/@southern_mbb

TEAM INFORMATION

2023-24 Record (Conf. Record)..... 18-14 (12-6, 3rd)
Postseason Finish..... None
Starters R/L..... 3/2
Lettermen R/L..... 5/9

HEAD COACH

Head Coach (Year)..... Kevin Johnson (UTRGV, 1988)
Record at School..... 18-14 (One season)
Overall Record..... 83-114 (Seven seasons)

MEDIA RELATIONS

Basketball Contact..... Rodney Kirschner
Phone..... (225) 771-5609
Email..... rodney_kirschner@subr.edu

PURDUE
JAN. 12 | WEST LAFAYETTE, IND.

GENERAL INFO

Location..... West Lafayette, Ind.
Founded..... 1869
Enrollment..... 55,119
Nickname..... Boilermakers
Colors..... Old Gold & Black
President..... Mung Chiang
Athletics Director..... Mike Bobinski
Conference..... Big Ten
Arena..... Mackey Arena (14,876)
Website..... purduesports.com
MBB on X/Instagram..... @BoilerBall

TEAM INFORMATION

2023-24 Record..... 34-5 (17-3, 1st)
Postseason Finish..... NCAA Runner-up
Starters R/L..... 3/2
Lettermen R/L..... 7/6

HEAD COACH

Head Coach (Year)..... Matt Painter (Purdue, 1993)
Record at School..... 447-203 (19 seasons)
Overall Record..... 472-208 (20 seasons)

MEDIA RELATIONS

Basketball Contact..... Chris Forman
Phone..... (765) 494-3201/(413) 687-4590
Email..... cforman@purdue.edu

RUTGERS
 JAN. 16 | LINCOLN, NEB.

GENERAL INFO

Location Piscataway, N.J.
 Founded 1766
 Enrollment 67,200
 Nickname Scarlet Knights
 Color Scarlet
 President Jonathan Holloway
 Interim Athletics Director Ryan Pisarri
 Conference Big Ten
 Arena Jersey Mike's Arena (8,000)
 Website scarletknights.com
 MBB on X/Instagram @RutgersMBB

TEAM INFORMATION

2023-24 Record 15-17 (7-13, t-12th)
 Postseason Finish None
 Starters R/L 1/4
 Lettermen R/L 3/13

HEAD COACH

Head Coach Steve Pikiell (Connecticut, 1990)
 Record at School 132-123 (Eight seasons)
 Overall Record 329-297 (20 seasons)

MEDIA RELATIONS

Basketball Contact Chris Corso
 Phone (631) 241-0112
 Email ccorso@scarletknights.com

WISCONSIN
 JAN. 26 | MADISON, WIS.

GENERAL INFO

Location Madison, Wis.
 Founded 1848
 Enrollment 50,662
 Nickname Badgers
 Colors Cardinal and White
 Chancellor Jennifer Mnookin
 Athletics Director Chris McIntosh
 Conference Big Ten
 Arena Kohl Center (17,071)
 Website UWBadgers.com
 MBB on X/Instagram @BadgerMBB

TEAM INFORMATION

2023-24 Record 22-14 (11-9, 5th)
 Postseason Finish NCAA First Round
 Starters R/L 2/3
 Lettermen R/L 9/7

HEAD COACH

Head Coach (Year) Greg Gard (UW-Platteville, 1995)
 Record at School 186-107 (Nine seasons)
 Overall Record Same

MEDIA RELATIONS

Basketball Contact Brandon Harrison
 Phone (608) 279-8653
 Email BAH@athletics.wisc.edu

MARYLAND
 JAN. 19 | COLLEGE PARK, MD.
 FEB. 13 | LINCOLN, NEB.

GENERAL INFO

Location College Park, Md.
 Founded 1856
 Enrollment 40,700
 Nickname Terrapins, Terps
 Colors Red, White, Black and Gold
 President Dr. Darryll J. Pines
 Athletics Director Damon Evans
 Conference Big Ten
 Arena XFINITY Center (17,950)
 Website umterps.com
 MBB on X/Instagram @TerrapinHoops

TEAM INFORMATION

2023-24 Record 15-17 (7-13, t-12th)
 Postseason Finish None
 Starters R/L 3/2
 Lettermen R/L 8/7

HEAD COACH

Head Coach (Year) Kevin Willard (Pittsburgh, 1997)
 Record at School 38-30 (Two seasons)
 Overall Record 308-240 (17 seasons)

MEDIA RELATIONS

Basketball Contact John Sinnett
 Phone (413) 687-2237
 Email jsinnett@umd.edu

ILLINOIS
 JAN. 30 | CHAMPAIGN, ILL.

GENERAL INFO

Location Champaign, Ill.
 Founded 1867
 Enrollment 59,238
 Nickname Fighting Illini
 Colors Orange and Blue
 Chancellor Robert J. Jones
 Athletics Director Josh Whitman
 Conference Big Ten
 Arena State Farm Center (15,544)
 Website FightingIllini.com
 MBB on X/Instagram @IlliniMBB

TEAM INFORMATION

2023-24 Record 29-9 (14-6, 2nd)
 Postseason Finish NCAA Elite Eight
 Starters R/L 1/4
 Lettermen R/L 3/10

HEAD COACH

Head Coach (Year) Brad Underwood (Kansas State, 1986)
 Record at School 143-88 (Seven seasons)
 Overall Record 252-115 (11 seasons)

MEDIA RELATIONS

Basketball Contact Derrick Burson
 Phone (217) 766-7315
 Email burson@illinois.edu

USC
 JAN. 22 | LINCOLN, NEB.

GENERAL INFO

Location Los Angeles, Calif
 Founded 1880
 Enrollment 47,000
 Nickname Trojans
 Colors Cardinal & Gold
 President Dr. Carol L. Folt
 Athletics Director Jen Cohen
 Conference Big Ten
 Arena Galen Center (10,258)
 Website usctrojans.com
 MBB on X/Instagram @USC_Hoops/@uschoops

TEAM INFORMATION

2023-24 Record (Conf. Record) 15-18 (8-12, t-9th, Pac-12)
 Postseason Finish None
 Starters R/L 0/5
 Lettermen R/L 1/10

HEAD COACH

Head Coach (Year) Eric Musselman (San Diego, 1987)
 Record at School 0-0 (First season)
 Overall Record 221-93 (Nine seasons)

MEDIA RELATIONS

Basketball Contact Gia Larez
 Phone (805) 704-3651
 Email glarez@usc.edu

OREGON
 FEB. 2 | EUGENE, ORE.

GENERAL INFO

Location Eugene, Ore.
 Founded 1876
 Enrollment 23,000
 Nickname Ducks
 Colors Green and Yellow
 President John Karl Scholz
 Athletics Director Rob Mullens
 Conference Big Ten
 Arena Matthew Knight Arena (12,364)
 Website goducks.com
 MBB on X/Instagram OregonMBB

TEAM INFORMATION

2023-24 Record (Conf. Record) 24-12 (12-8, 4th)
 Postseason Finish NCAA Second Round
 Starters R/L 3/2
 Lettermen R/L 7/7

HEAD COACH

Head Coach (Year) Dana Altman (Eastern New Mexico, 1980)
 Record at School 345-152 (14 seasons)
 Overall Record 735-395 (35 seasons)

MEDIA RELATIONS

Basketball Contact Will Patterson
 Phone (501) 730-4138
 Email willpatt@uoregon.edu



WASHINGTON
FEB. 5 | SEATTLE, WASH

GENERAL INFO

Location.....Seattle, Wash.
Founded.....1861
Enrollment.....50,097
Nickname.....Huskies
Colors.....Purple and Gold
President.....Ana Mari Cauce
Athletics Director.....Pat Chun
Conference.....Big Ten
Arena.....Alaska Airlines Arena (9,268)
Website.....gohuskies.com
MBB on X/Instagram.....@UW_MBB

TEAM INFORMATION

2023-24 Record (Conf. Record).....17-15 (9-11, t-6th)
Postseason Finish.....None
Starters R/L.....1/4
Lettermen R/L.....5/12

HEAD COACH

Head Coach (Year).....Danny Sprinkle (Montana State, 2000)
Record at School.....0-0 (First season)
Overall Record.....109-50 (Five seasons)

MEDIA RELATIONS

Basketball Contact.....Sam Schwartz
Office/Cell.....(978) 979-8362
Email.....schwrtz@uw.edu

OHIO STATE
FEB. 9 | LINCOLN, NEB.
MARCH 4 | COLUMBUS, OHIO

GENERAL INFO

Location.....Columbus, Ohio
Founded.....1870
Enrollment.....60,540
Nickname.....Buckeyes
Colors.....Scarlet and Gray
President.....Walter "Ted" Carter Jr.
Athletics Director.....Ross Bjork
Conference.....Big Ten
Arena.....Value City Arena (18,809)
Website.....ohiostatebuckeyes.com
MBB on X/Instagram.....@OhioStateHoops

TEAM INFORMATION

2023-24 Record.....22-14 (9-11, t-9th)
Postseason Finish.....NIT Quarterfinals
Starters R/L.....2/3
Lettermen R/L.....7/8

HEAD COACH

Head Coach (Year).....Jake Diebler (Valparaiso, 2009)
Record at School.....8-3 (One season)
Overall Record.....Same

MEDIA RELATIONS

Basketball Contact.....Gary Petit
Office/Cell.....(614) 292-3270/(740) 516-4370
Email.....petit.38@osu.edu

NORTHWESTERN
FEB. 16 | EVANSTON, ILL.

GENERAL INFO

Location.....Evanston, Ill.
Founded.....1851
Enrollment.....8,367
Nickname.....Wildcats
Colors.....Purple and White
President.....Michael Schill
Athletics Director.....Mark Jackson
Conference.....Big Ten
Arena.....Welsh-Ryan Arena (7,039)
Website.....NUsports.com
MBB on X/Instagram.....@NUMensBball

TEAM INFORMATION

2023-24 Record.....22-12 (12-8, t-3rd)
Postseason Finish.....NCAA Second Round
Starters R/L.....3/2
Lettermen R/L.....9/3

HEAD COACH

Head Coach (Year).....Chris Collins (Duke, 2000)
Record at School.....177-174 (11 seasons)
Overall Record.....Same

MEDIA RELATIONS

Basketball Contact.....Jacob Pavilack
Office/Cell.....(304) 559-7959
Email.....jacob.pavilack@northwestern.edu

PENN STATE
FEB. 19 | UNIVERSITY PARK, PA.

GENERAL INFO

Location.....University Park, Pa.
Founded.....1855
Enrollment.....48,535
Nickname.....Nittany Lions
Colors.....Blue and White
President.....Neeli Bendapudi
Athletics Director.....Patrick Kraft
Conference.....Big Ten
Arena.....Bryce Jordan Center (15,261)
Website.....GoPSUsports.com
MBB on X/Instagram.....@PennStateMBB

TEAM INFORMATION

2023-24 Record.....16-17 (9-11, t-9th)
Postseason Finish.....None
Starters R/L.....3/2
Lettermen R/L.....5/10

HEAD COACH

Head Coach (Year).....Mike Rhoades (Lebanon Valley, 1995)
Record at School.....16-17 (One season)
Overall Record.....389-206 (20 seasons)

MEDIA RELATIONS

Basketball Contact.....Chelsea Vielhauer
Phone.....(814) 865-1757/(610) 937-4035
Email.....cpv5026@psu.edu

MICHIGAN
FEB. 24 | LINCOLN, NEB.

GENERAL INFO

Location.....Ann Arbor, Mich.
Founded.....1817
Enrollment.....51,225
Nickname.....Wolverines
Colors.....Maize & Blue
President.....Santa J. Ono
Athletics Director.....Warde Manuel
Conference.....Big Ten
Arena.....Crisler Center (12,707)
Website.....mgoblue.com
MBB on X/Instagram.....@umichbbal

TEAM INFORMATION

2023-24 Record.....8-24 (3-17, 14th)
Postseason Finish.....None
Starters R/L.....1/4
Lettermen R/L.....10/5

HEAD COACH

Head Coach (Year).....Dusty May (Indiana, 2000)
Record at School.....0-0 (First season)
Overall Record.....126-69 (Six seasons)

MEDIA RELATIONS

Basketball Contact.....Tom Wywrot
Phone.....(734) 763-4423/(734) 320-1148
Email.....twywrot@umich.edu

MINNESOTA
MARCH 1 | LINCOLN, NEB.

GENERAL INFO

Location.....Minneapolis, Minn.
Founded.....1851
Enrollment.....52,376
Nickname.....Golden Gophers
Colors.....Maroon and Gold
President.....Dr. Rebecca Cunningham
Athletics Director.....Mark Coyle
Conference.....Big Ten
Arena.....Williams Arena (14,625)
Website.....gophersports.com
MBB on X/Instagram.....@GopherMBB

TEAM INFORMATION

2023-24 Record.....19-15 (9-11, t-9th)
Postseason Finish.....NIT Second Round
Starters R/L.....2/3
Lettermen R/L.....5/9

HEAD COACH

Head Coach (Year).....Ben Johnson (Minnesota, 2005)
Record at School.....41-54 (Three seasons)
Overall Record.....Same

MEDIA RELATIONS

Basketball Contact.....Michelle Traversie
Phone.....(612) 624-0522/(612) 396-8712
Email.....traen001@umn.edu



ILLINOIS (ILLINOIS LEADS 23-8)

- In Lincoln: Illinois leads, 6-5
 At Pinnacle Bank Arena: Nebraska leads, 4-3
- In Champaign: Illinois leads, 14-2
 At State Farm Center: Illinois leads, 10-1
- San Juan Shootout: Nebraska leads, 1-0
- In Big Ten Conference games: Illinois leads, 15-6
- In Big Ten Tournament games: Illinois leads, 1-0

HUSKER-ILLINI SUPERLATIVES

- Most consecutive wins (year ended): Nebraska 1 (1921, 1990, 2012, 2014, 2015, 2016, 2018, 2018); Illinois 9 (2018-present)
- Most points scored: Nebraska, 100, at San Juan, P.R., Nov. 24, 1990; Illinois 98, at Minneapolis, Minn., March 16, 2024
- Highest combined score: 197, Illinois 98, Nebraska 87, at Minneapolis, Minn., March 16, 2024
- Biggest winning margin: Nebraska, 27, at San Juan, P.R., Nov. 24, 1990; Illinois, 42, at Champaign, Ill., Dec. 12, 1942

Date	Site	Rk.	Result	Neb.	Ill.
1-1-21	A	-/-	W	30	25
1-3-21	A	-/-	L	24	26
12-12-42	A	-/-	L	27	69
12-29-44	A	-/-	L	39	71
12-20-45	H	-/-	L	51	62
12-28-46	A	-/-	L	37	72
11-28-75	H	-/-	L	58	60
12-11-76	A	-/-	L	63	67
11-24-90	N	-/-	W	100	73
1-7-12	A	-/-	L	54	59
2-18-12	H	-/-	W	80	57
1-22-13	H	-/-	L	51	71
3-2-13	A	-/-	L	65	72
2-12-14	H	-/-	W	67	58
2-26-14	A	-/-	L	49	60
1-11-15	H	-/-	W	53	43
3-4-15	A	-/-	L	57	69
1-16-16	A	-/-	W	78	67
2-26-17	H	-/-	L	57	73
1-15-18	H	-/-	W	64	63
2-18-18	A	-/-	L	66	72
12-2-18	H	-/-	W	75	60
2-2-19	A	-/-	L	64	71
2-24-20	A	-/-	L	59	71
2-12-21	H	-/6	L (OT)	72	77
2-25-21	A	-/5	L	70	86
1-11-22	H	-/25	L	71	81
1-10-23	H	-/-	L	50	76
1-31-23	A	-/-	L	56	72
2-4-24	A	-/14	L (OT)	84	87
3-16-24	N	-/13	L	87	98

INDIANA (INDIANA LEADS 20-10)

- In Lincoln: Indiana leads, 8-5
 At Pinnacle Bank Arena: Indiana leads, 5-3
- In Bloomington: Indiana leads, 10-4
 At Assembly Hall: Indiana leads, 7-4
- In Indianapolis: Indiana leads, 2-0
- In Big Ten Conference games: Indiana leads, 10-8
- In Big Ten Tournament games: Tied, 1-1

HUSKER-HOOSIER SUPERLATIVES

- Most consecutive wins (year ended): Nebraska 3 (2016-19; 2024-current); Indiana 7 (1937-1982; 2019-2022)
- Most points scored: Nebraska, 93, at Minneapolis, Minn., March 15, 2024; Indiana 97, at Bloomington, Ind., Dec. 21, 1974
- Highest combined score: 186, Indiana 96, Nebraska 90 (OT), at Bloomington, Ind., Dec. 13, 2019
- Biggest winning margin: Nebraska, 27, at Minneapolis, Minn., March 15, 1924; Indiana, 37, at Bloomington, Ind. Dec. 21, 1974

Date	Site	Rk.	Result	Neb.	Ind.
2-5-20	H	-/-	L	20	24
2-6-20	H	-/-	W	38	18
12-23-37	A	-/-	L	42	43
12-15-39	H	-/-	L	39	49
12-15-41	A	-/-	L	29	56
12-30-42	H	-/-	L	39	40
12-30-44	A	-/-	L	42	65
12-21-74	A	/2	L	60	97
12-30-82	N	-/1	L	50	67
1-18-12	H	-/11	W	70	69
2-13-13	A	-/1	L	47	76
1-30-14	H	-/-	W	60	55
3-5-14	A	-/-	W	70	60
12-31-14	H	-/-	L	65	70
1-2-16	H	-/-	L	69	79
2-17-16	A	-/22	L	64	80
12-28-16	A	-/16	W	87	83
2-20-18	H	-/-	W	66	57
1-14-19	A	-/24	W	66	51
12-13-19	A	-/-	L (OT)	90	96
1-18-20	H	-/-	L	74	82
3-11-20	N	-/-	L	64	89
1-10-21	H	-/-	L	76	84
12-4-21	A	-/-	L	55	68
1-17-22	H	-/-	L	71	78
12-7-22	A	-/14	L	65	81
1-3-24	H	-/-	W	86	70
2-21-24	A	-/-	W	75	70
3-15-24	N	-/-	W	93	66

IOWA (IOWA LEADS 25-15)

- In Lincoln: Nebraska leads, 12-6
 At Pinnacle Bank Arena: Nebraska leads, 5-2
- In Iowa City: Iowa leads, 19-3
 At Carver-Hawkeye Arena: Iowa leads, 9-2
- In Big Ten Conference games: Iowa leads, 13-8
- In Big Ten Tournament games: 0-0

HUSKER-HAWKEYE SUPERLATIVES

- Most consecutive wins (year ended): Nebraska 2 (1941-42; 1956-70; 2022-23); Iowa 5 (2013-16)
- Most points scored: Nebraska, 98, at Lincoln, Neb., Jan. 27, 2018; Iowa, 102, at Iowa City, Iowa, March 4, 2021
- Highest combined score: 184, Nebraska 93, Iowa, 91 (OT), at Lincoln, Neb., March 10, 2019
- Biggest winning margin: Nebraska, 24, at Lincoln, Neb., Dec. 3, 1956; Iowa, 38, at Iowa City, March 5, 2021

Date	Site	Rk.	Result	Neb.	Iowa
1-28-1907	H	-/-	W	25	17
2-22-1907	A	-/-	L	29	32
3-6-1908	A	-/-	L	26	39
1-25-30	H	-/-	W	41	26
12-19-31	A	-/-	L	29	34
12-20-34	H	-/-	L	24	31
12-30-41	A	-/-	W	41	34
12-19-42	H	-/-	W	52	43
12-10-43	A	-/-	L	33	50
12-16-44	H	-/-	L	45	61
12-17-45	A	-/-	L	35	61
12-12-53	H	-/-	W	81	70
12-6-54	A	-/4	L	61	84
12-3-55	A	-/-	L	51	60
12-3-56	H	-/-	W	67	43
12-5-70	H	-/-	W	73	71
12-21-71	A	-/-	L	77	86
12-2-75	A	-/-	L	65	72
11-27-76	H	-/-	L	57	71
1-26-12	A	-/-	W	79	73
2-29-12	H	-/-	L	53	62
2-23-13	H	-/-	W	64	60
3-9-13	A	-/-	L	60	74
12-31-13	A	-/22	L	57	67

1-5-15	A	-/-	L	59	70
2-22-15	H	-/-	L	46	74
1-5-16	A	-/19	L	66	77
1-5-17	H	-/-	W (20T)	93	90
2-5-17	A	-/-	L	70	81
1-27-18	H	-/-	W	98	84
1-6-19	A	24/25	L	84	93
3-9-19	H	-/-	W (OT)	93	91
1-7-20	H	-/-	W	76	70
2-8-20	A	-/17	L	72	96
3-4-21	A	-/5	L	64	102
2-13-22	A	-/-	L	75	98
2-25-22	H	-/25	L	78	88
12-29-22	H	-/-	W	66	50
3-5-23	A	-/-	W	81	77
1-12-24	A	-/-	L	76	94

MARYLAND (MARYLAND LEADS 12-4)

- In Lincoln: Maryland leads, 4-2
 At Pinnacle Bank Arena: Maryland leads, 4-2
- In College Park: Maryland leads, 7-1
 At XFINITY Center: Maryland leads, 7-1
- In Big Ten Conference games: Maryland leads, 11-3
- In Big Ten Tournament games: 1-1

HUSKER-TERRAPIN SUPERLATIVES

- Most consecutive wins (year ended): Nebraska 2 (2017-2018); Maryland 5 (2015-16; 2020-23)
- Most points scored: Nebraska, 86, at Indianapolis, Ind., March 11, 2016; Maryland 97, at Indianapolis, Ind., March 11, 2016
- Highest combined score: 183, Maryland 97, Nebraska 86, at Indianapolis, Ind., March 11, 2016
- Biggest winning margin: Nebraska, 8, at Chicago, Ill., March 14, 2019; Maryland, 21, at College Park, Md., Jan. 27, 2024

Date	Site	Rk.	Result	Neb.	Md.
2-19-15	A	-/15	L	65	69
3-8-15	H	-/10	L	61	64
2-3-16	H	-/4	L	65	70
3-11-16	N	-/18	L	86	97
1-1-17	A	-/-	W	67	65
2-13-18	H	-/-	W	70	66
1-2-19	A	24/-	L	72	74
2-6-19	H	-/24	L	45	60
3-14-19	N	-/21	W	69	61
2-11-20	A	-/9	L	70	72
2-16-21	A	-/-	L	50	64
2-17-21	A	-/-	L	71	79
2-18-22	H	-/-	L	74	90
1-28-23	A	-/-	L	63	82
2-19-23	H	-/-	W (OT)	70	66
1-27-24	A	-/-	L	51	73

MICHIGAN (MICHIGAN LEADS 22-5)

- In Lincoln: Michigan leads, 7-4
 At Pinnacle Bank Arena: Michigan leads, 6-2
- In Ann Arbor: Michigan leads, 12-1
 At Crisler Center: Michigan leads, 9-1
- In Honolulu, Hawaii: Michigan leads, 1-0
- In Kansas City: Michigan leads, 1-0
- In Big Ten Conference games: Michigan leads, 14-3
- In Big Ten Tournament games: Michigan leads, 1-0
- Note: Michigan vacated win against NU in 1992

HUSKER-WOLVERINE SUPERLATIVES

- Most consecutive wins (year ended): Nebraska 2 (2024-present); Michigan 10 (1980-2017)
- Most points scored: Nebraska, 85, at Ann Arbor, Mich., Jan. 14, 2017; at Ann Arbor, March 10, 2024; Michigan, 102, at Lincoln, Neb., Dec. 7, 2021
- Highest combined score: 176, Michigan 91, Nebraska 85, at Ann Arbor, Mich., Jan. 14, 2017

OPPONENTS

2024-25 NEBRASKA BASKETBALL

SERIES VS. BIG TEN SCHOOLS

• Biggest winning margin: Nebraska, 20, at Lincoln, Neb., Jan. 18, 2018; at Lincoln, Neb., Feb. 10, 2024; Michigan, 36, at Lincoln, Neb., March 5, 2017

Date	Site	Rk.	Result	Neb.	Mich.
12-29-49	N	-/-	L	65	67
12-10-55	A	-/-	L	71	77
12-8-56	H	-/-	W	73	60
12-7-57	A	-/-	L	57	81
12-6-63	A	-/6	L	55	80
12-12-64	H	-/1	W	74	73
3-6-80	A	-/-	L	69	76
12-28-92	N	20/6	L	73	88
2-8-12	H	-/22	L	46	62
1-9-13	H	-/2	L	47	62
1-9-14	H	-/-	L	70	71
2-5-14	A	-/10	L	50	79
1-27-15	A	-/-	L	44	58
1-23-16	H	-/-	L	68	81
1-14-17	A	-/-	L	85	91
3-5-17	H	-/-	L	57	93
1-18-18	H	-/23	W	72	52
3-2-18	N	-/15	L	58	77
2-28-19	A	-/9	L	53	82
1-28-20	H	-/-	L	68	79
3-5-20	A	-/19	L	58	82
12-25-20	H	-/19	L	69	80
12-7-21	H	-/-	L	67	102
2-1-22	A	-/-	L	79	85
2-8-23	A	-/-	L	72	93
2-10-24	H	-/-	W	79	59
3-10-24	A	-/-	W	85	70

!-later vacated

MICHIGAN STATE (MICHIGAN ST. LEADS 23-10)

- In Lincoln: Michigan State leads, 9-7
At Pinnacle Bank Arena: Michigan State leads, 5-2
- In East Lansing: Michigan State leads, 12-3
At Breslin Center: Michigan State leads 10-3
- In Kansas City: Michigan State leads 1-0
- In Atlanta: Michigan State Leads 1-0
- In Big Ten Conference games: Michigan State leads, 15-4
- In Big Ten Tournament games: 0-0

HUSKER-SPARTAN SUPERLATIVES

- Most consecutive wins (year ended): Nebraska 3 (2014-16); Michigan State 11 (2017-2023)
- Most points scored: Nebraska, 96, at Lincoln, Neb., Dec. 10, 1994; Michigan State, 101, at East Lansing, Mich., Dec. 4, 1991
- Highest combined score: 187, Michigan State 91, Nebraska 96, at Lincoln, Neb., Dec. 10, 1994
- Biggest winning margin: Nebraska, 19, at Lincoln, Neb., Feb. 14, 1920; Michigan State, 29, at East Lansing, Mich., Dec. 3, 2017

Date	Site	Rk.	Result	Neb.	MSU
2-13-20	H	-/-	W	43	26
2-14-20	H	-/-	W	39	20
12-27-56	N	-/-	L	65	79
12-20-58	A	-/11	L	55	80
12-17-59	H	-/-	L (2OT)	80	82
12-20-67	A	-/-	L	70	74
12-16-68	H	-/-	W	73	59
12-29-83	N	-/-	L	45	58
11-30-88	H	-/-	L	75	77
11-29-89	A	-/-	L	69	80
11-28-90	H	-/5	W	71	69
12-4-91	A	-/22	L	78	101
12-18-93	A	-/6	W	85	81
12-10-94	H	-/15	W (OT)	96	91
12-31-11	H	-/16	L	55	68
2-25-12	A	-/6	L	34	62
1-13-13	A	-/22	L	56	66

2-16-13	H	-/8	L	64	73
2-16-14	A	-/9	W	60	51
1-24-15	H	-/-	W	79	77
1-20-16	A	-/9	W	72	71
2-2-17	H	-/-	L	61	72
2-23-17	A	-/-	L	72	88
12-3-17	A	-/3	L	57	86
1-17-19	H	-/6	L	64	70
3-5-19	A	-/9	L	76	91
2-20-20	H	-/-	L	65	86
1-2-21	H	-/-	L	77	84
2-6-21	A	-/-	L	56	66
1-5-22	A	-/10	L	67	79
1-3-03	A	-/-	L	56	74
2-28-23	H	-/-	L	67	80
12-10-23	H	-/-	W	77	70

MINNESOTA (MINNESOTA LEADS 59-27)

- In Lincoln: Nebraska leads, 18-11
At Pinnacle Bank Arena: Nebraska leads, 9-0
 - In Minneapolis: Minnesota leads 43-10
At Williams Arena: Minnesota leads 24-6
 - In Hilo, Hawaii: Nebraska leads 1-0
 - In Big Ten Conference games: Nebraska leads, 10-8
 - In Big Ten Tournament games: Minnesota leads, 1-0
- Note: Minnesota vacated wins vs. NU in 1995, 1996 & 1998

HUSKER-GOPHER SUPERLATIVES

- Most consecutive wins (year ended): Nebraska 4 (2021-23); Minnesota 17 (1937-58)
- Most points scored: Nebraska, 96, at Hilo, Hawaii, Nov. 26, 1995; Minnesota, 107, at Minneapolis, Minn., March 8, 2020
- Highest combined score: 182, Minnesota 107, Nebraska 75, at Minneapolis, Minn., March 8, 2020
- Biggest winning margin: Nebraska, 29, at Lincoln, Neb., Dec. 8, 2002; Minnesota, 42, at Minneapolis, Minn., Feb. 15, 1902

Date	Site	Rk.	Result	Neb.	Minn.
2-15-02	A	-/-	L	9	52
3-7-03	A	-/-	L	14	41
2-18-04	A	-/-	L	21	42
1-20-05	A	-/-	W	22	21
1-21-05	A	-/-	W	28	25
3-24-06	A	-/-	L	16	25
2-15-07	A	-/-	L	19	20
2-16-07	A	-/-	L	18	20
2-28-08	A	-/-	L	12	43
2-29-08	A	-/-	L	10	32
2-5-09	A	-/-	L	17	24
2-6-09	A	-/-	L	21	39
2-19-09	H	-/-	L	26	28
2-20-09	H	-/-	L	20	29
2-18-10	A	-/-	L	14	33
2-19-10	A	-/-	L	9	27
1-27-11	A	-/-	L	10	25
1-28-11	A	-/-	L	15	40
1-26-12	A	-/-	L	15	40
1-25-13	A	-/-	L	11	20
2-6-14	A	-/-	W	21	16
2-7-14	A	-/-	W	14	9
1-8-15	A	-/-	L	18	22
1-9-15	A	-/-	L	9	23
12-29-31	A	-/-	L	24	32
12-23-32	A	-/-	L	25	27
1-2-33	H	-/-	L	22	32
1-1-34	A	-/-	L	16	32
12-29-34	H	-/-	W	26	24
12-20-35	A	-/-	W	41	24
12-21-36	H	-/-	W	29	24
12-20-37	A	-/-	L	28	33
12-21-38	H	-/-	L	37	66
12-23-39	A	-/-	L	37	61
12-21-40	H	-/-	L	36	43

12-27-41	A	-/-	L	32	56
12-13-43	A	-/-	L	21	40
1-22-44	H	-/-	L	32	45
12-22-44	H	-/-	L	54	55
12-8-45	A	-/-	L	30	55
12-23-46	H	-/-	L	58	66
12-13-47	A	-/-	L	59	63
12-6-48	H	-/-	L	52	61
12-2-50	A	-/-	L	41	55
12-8-51	H	-/-	L	55	63
12-13-52	A	-/-	L	62	71
12-5-53	A	-/-	L	64	75
12-13-58	A	-/-	L	57	78
12-7-59	H	-/-	W	76	66
12-8-76	H	-/-	L	58	66
12-19-77	A	-/-	W	63	49
11-28-78	H	-/-	W	58	48
12-15-79	A	-/-	L	58	75
11-26-95^	N	-/-	W	96	85
12-9-95^	A	-/-	L	80	91
12-21-96^	H	-/16	L	56	70
12-13-97^	A	-/-	W	70	66
12-19-98^	H	-/18	L	51	55
12-31-99	H	-/-	W	90	78
12-28-00	A	-/-	L (OT)	70	74
12-22-01	A	-/-	L	72	81
12-8-02	H	-/20	W	80	60
12-29-03	A	-/-	W	77	60
12-8-04	H	-/-	L	48	57
2-5-12	H	-/-	L	61	69
3-3-12	A	-/-	L	69	81
1-29-13	A	-/23	L	65	84
3-6-13	H	-/-	W	53	51
1-26-14	H	-/-	W	82	78
1-20-15	H	-/-	W	52	49
1-31-15	A	-/-	L	42	60
1-12-16	H	-/-	W	84	59
3-2-17	A	-/-	L	73	88
12-5-17	H	-/14	W	78	68
2-5-18	A	-/-	W	91	85
12-5-18	A	24/-	L	78	85
2-13-19	H	-/-	W	62	61
3-8-20	A	-/-	L	75	107
2-8-21	A	-/-	L	61	79
2-27-21	H	-/-	W	78	74
2-9-22	H	-/-	W	78	65
1-7-23	A	-/-	W (OT)	81	79
2-25-13	H	-/-	W	78	67
3-8-23	N	-/-	L	75	78
12-6-23	A	-/-	L	65	76
2-25-24	H	-/-	W	73	55

^-later vacated

NORTHWESTERN (NW LEADS 14-10)

- In Lincoln: Nebraska leads, 6-5
At Pinnacle Bank Arena: Nebraska leads, 5-4
- In Evanston: Northwestern leads, 8-3
At Welsh-Ryan Arena: Northwestern leads, 7-2
- Rosemont, Ill.: Nebraska leads, 1-0
- St. Charles, Mo.: Nebraska leads 1-0
- In Big Ten Conference games: Northwestern leads, 11-7
- In Big Ten Tournament games: Northwestern leads, 1-0

HUSKER-WILDCAT SUPERLATIVES

- Most consecutive wins (year ended): Nebraska 4 (2013-15); Northwestern 7 (2020-2023)
- Most points scored: Nebraska, 79, at Lincoln, Neb., Nov. 29, 1975; Northwestern, 87, at Lincoln, Neb., Feb. 5, 2021
- Highest combined score: 158, Northwestern 84, Nebraska 74, at Evanston, Ill., Feb. 2, 2012
- Biggest winning margin: Nebraska, 16, at Lincoln, Neb., Feb. 3, 2015; Northwestern, 24, at Lincoln, Neb., Feb. 5, 2022

Date	Site	Rk.	Result	Neb.	NW
12-21-33	A	-/-	L	22	35
11-29-75	H	-/-	W	79	68
12-20-76	A	-/-	W	71	68
11-27-99	N	-/-	W	61	52
2-2-12	A	-/-	L	74	84
1-26-13	H	-/-	W	64	49
2-8-14	A	-/-	W	53	49
3-1-14	H	-/-	W	54	47
2-3-15	H	-/-	W	76	60
12-30-15	H	-/-	L	72	81
3-6-16	A	-/-	L	54	65
1-18-17	H	-/-	L	66	74
1-26-17	A	-/-	L	61	73
1-2-18 #	A	-/-	W	70	55
2-16-19	H	-/-	W	59	50
1-22-20	A	-/-	L	57	62
3-1-20	H	-/-	L (OT)	76	81
3-7-21	A	-/-	L	78	79
2-5-22	H	-/-	L	63	87
2-22-22	A	-/-	L	65	77
3-9-22	N	-/-	L	69	71
1-25-23	H	-/-	L	63	78
1-20-24	H	-/-	W	75	69
2-7-24	A	-/-	L	68	80

#-Played in Rosemont, Ill.

OHIO STATE (OHIO STATE LEADS 21-7)

- In Lincoln: Ohio State leads, 7-4
At Pinnacle Bank Arena: Ohio State leads, 4-3
- In Columbus: Ohio State leads 11-2
At Value City Arena: Ohio State leads, 8-2
- El Paso, Texas: Nebraska leads 1-0
- In Big Ten Conference games: Ohio State leads, 13-5
- In Big Ten Tournament games: Ohio State leads, 2-0

HUSKER-BUCKEYE SUPERLATIVES

- Most consecutive wins (year ended): Nebraska 3 (2022-24); Ohio State 9 (1987-2014)
- Most points scored: Nebraska, 83, at Lincoln, Neb., Jan. 23, 2024; Ohio State, 103, at Columbus, Ohio, Dec. 14, 1988
- Highest combined score: 179, Ohio State 103, Nebraska 76, at Columbus, Ohio, Dec. 14, 1988
- Biggest winning margin: Nebraska, 14, at Lincoln, Neb., Jan. 23, 2024; Ohio State, 36, at Columbus, Ohio., Dec. 30, 2019

Date	Site	Rk.	Result	Neb.	OSU
12-22-36	H	-/-	W	32	23
12-11-37	A	-/-	L	31	42
12-30-85	N	-/-	W	69	66
12-5-87	H	-/-	L	63	72
12-14-88	A	-/14	L	76	103
3-20-89	A	-/-	L	74	85
1-3-12	A	-/8	L	40	71
1-21-12	H	-/6	L	45	79
1-2-13	A	-/8	L	44	70
2-2-13	H	-/11	L	56	63
3-15-13	N	-/10	L	50	71
1-4-14	A	-/3	L	53	84
1-20-14	H	-/18	W	68	62
3-14-14	N	-/23	L	67	71
2-26-15	A	-/-	L	57	81
2-20-16	H	-/-	L (OT)	62	65
1-18-17	H	-/-	L	66	67
2-18-17	A	-/-	W	58	57
1-22-18	A	-/13	L	59	64
1-26-19	H	-/-	L	60	70
1-14-20	A	-/21	L	66	80
2-27-20	H	-/23	L	54	75
12-30-20	A	-/25	L	54	90
2-2-22	H	-/13	L (OT)	79	87
3-1-22	A	-/23	W	78	70
1-18-23	H	-/-	W	63	60

1-23-24	H	-/-	W	83	69
2-29-24	A	-/-	L	69	78

OREGON (NEBRASKA LEADS 7-6)

- In Lincoln: Tied, 2-2
At Pinnacle Bank Arena: 0-0
- In Eugene: Oregon leads 3-2
At Matthew Knight Arena: Oregon leads, 1-0
- In Portland: Tied, 1-1
- In Omaha: Nebraska leads, 1-0
- In Hilo, Hawaii: Nebraska leads, 1-0
- In Big Ten Conference games: 0-0
- In Big Ten Tournament games: 0-0

HUSKER-DUCK SUPERLATIVES

- Most consecutive wins (year ended): Nebraska 6 (1966-1995); Oregon 3 (1941-53)
- Most points scored: Nebraska, 114, at Hilo, Hawaii, Nov. 25, 1995; Oregon 106, at Hilo, Hawaii, Nov. 25, 1995
- Highest combined score: 220, Nebraska 114, Oregon 106, at Hilo, Hawaii, Nov. 25, 1995
- Biggest winning margin: Nebraska, 23 (two times); at Lincoln, Neb., Dec. 2, 1966; at Portland, Ore., Dec. 29, 1995; Oregon, 22, at Eugene, Ore., Dec. 15, 1912

Date	Site	Rk.	Result	Neb.	Ore
12-22-41	H	-/-	L	42	49
12-21-53	A	-/-	L	68	84
12-22-53	A	-/-	L	72	74
12-2-66	H	-/-	W	79	56
12-7-69	A	-/-	W	85	77
12-1-86	H	-/-	W	76	60
12-12-87	A	-/-	W	67	62
11-25-95 #	N	-/-	W (OT)	114	106
12-29-95 %	N	-/-	W	99	76
12-9-06 %	A	-/-	L	56	68
12-15-07*	H	-/16	W (OT)	88	79
11-23-11	H	-/-	L	76	83
12-15-12	A	-/-	L	38	60

*-Qwest Center, Omaha, Neb.; %-Rose Garden, Portland, Ore.

PENN STATE (PENN STATE LEADS 14-13)

- In Lincoln: Nebraska leads, 10-3
At Pinnacle Bank Arena: Nebraska leads, 7-2
- In State College: Penn State leads 8-3
Bryce Jordan Center: Penn State leads, 7-3
- In Big Ten Conference games: Nebraska leads, 12-9
- In Big Ten Tournament games: Penn State leads, 3-0

HUSKER-NITTANY LION SUPERLATIVES

- Most consecutive wins (year ended): Nebraska 2 (2013, 2018-19, 2023-24); Penn State 2 (1981-1995; 2015; 2019-20; 2021)
- Most points scored: Nebraska, 93, at University Park, Pa., Feb. 27, 2022; Penn State, 95, at University Park, Pa., Feb. 19, 2019
- Highest combined score: 169, Penn State 86, Nebraska 83, at Lincoln, Neb., Feb. 12, 2021
- Biggest winning margin: Nebraska, 25, at Lincoln, Neb., Dec. 9, 1980; Penn State, 24, at University Park, Pa., Feb. 19, 2019

Date	Site	Rk.	Result	Neb.	PSU
12-9-80	H	-/-	W	75	50
12-21-81	A	-/-	L	58	60
3-21-95	H	-/-	L	59	65
1-11-12	H	-/-	W	70	58
2-11-12	A	-/-	L	51	67
1-19-13	A	-/-	W	68	64
2-9-13	H	-/-	W	67	53
1-23-14	A	-/-	L	54	58

2-20-14	H	-/-	W	80	67
2-7-15	A	-/-	L	43	56
3-11-15	N	-/-	L	65	68
2-13-16	H	-/-	W	70	54
2-25-16	A	-/-	L	55	56
2-14-17	H	-/-	W	82	66
3-8-17	N	-/-	L (OT)	67	76
1-12-18	A	-/-	L (OT)	74	76
2-25-18	H	-/-	W	76	64
1-10-19	H	-/-	W	70	64
2-19-19	A	-/-	L	71	95
2-1-20	H	-/24	L	64	76
2-14-21	A	-/-	W	62	61
2-23-21	H	-/-	L	83	86
3-10-21	N	-/-	L	66	72
2-27-22	A	-/-	W	93	70
1-21-23	A	-/-	L	65	76
2-5-23	H	-/-	W	72	63
2-17-24	H	-/-	W	68	49

PURDUE (PURDUE LEADS 20-7)

- In Lincoln: Purdue leads 8-5
At Pinnacle Bank Arena: Tied, 4-4
- In West Lafayette: Purdue leads 11-1
Mackey Arena: Purdue leads 8-0
- In Big Ten Conference games: Purdue leads, 13-4
- In Big Ten Tournament games: Tied, 1-1

HUSKER-BOILERMAKER SUPERLATIVES

- Most consecutive wins (year ended): Nebraska 1 (1956, 1964, 2013, 2014, 2017, 2019, 2024); Purdue 5 (1978-2013)
- Most points scored: Nebraska, 96, at Lincoln, Neb., Dec. 5, 1964; Purdue, 92, at West Lafayette, Jan. 14, 2022
- Highest combined score: 181, Nebraska 96, Purdue 85, at Lincoln, Neb., Dec. 5, 1964
- Biggest winning margin: Nebraska, 19, at Lincoln, Neb., Feb. 23, 2014; Purdue, 27, at West Lafayette, Ind., Jan. 14, 2022

Date	Site	Rk.	Result	Neb.	Pur.
12-8-47	H	-/-	L	56	60
12-17-48	A	-/-	L	47	64
12-17-56	A	-/-	W	65	62
12-14-57	H	-/-	L	61	70
12-7-63	A	-/-	L	75	81
12-5-64	H	-/-	W	96	85
12-2-78	H	-/-	L	47	58
12-11-79	A	-/9	L	56	78
2-22-12	A	-/-	L	65	83
3-8-12	N	-/-	L	61	79
1-16-13	H	-/-	L	56	65
3-15-13	N	-/-	W	57	55
1-12-14	A	-/-	L	64	70
2-23-14	H	-/-	W	76	57
2-15-15	A	-/-	L	54	66
1-30-16	A	-/21	L	74	89
3-1-16	H	-/15	L	62	81
1-29-17	H	-/20	W	83	80
1-6-18	A	-/13	L	62	74
2-9-19	A	-/15	L	62	81
2-23-19	H	-/15	L	72	75
12-15-19	H	-/-	W	70	56
2-21-19	H	-/-	L	58	75
1-14-22	A	-/7	L	65	92
12-10-22	H	-/4	L (OT)	62	65
1-13-23	A	-/3	L	55	73
1-9-24	H	-/1	W	88	72

N 2024-25 NEBRASKA BASKETBALL

SERIES VS. BIG TEN SCHOOLS

RUTGERS (NEBRASKA LEADS 11-9)

- In Lincoln: Nebraska leads, 6-2
At Pinnacle Bank Arena: Nebraska leads, 5-2
- In Piscataway: Rutgers leads, 6-3
Jersey Mike's Arena: Rutgers leads, 5-3
- St. Charles, Mo.: Rutgers leads, 1-0
- In Big Ten Conference games: Nebraska leads, 8-7
- In Big Ten Tournament games: Nebraska leads, 2-0

HUSKER-SCARLET KNIGHT SUPERLATIVES

- Most consecutive wins (year ended): Nebraska 5 (2007-2016); Rutgers 2 (1999-2006; 2020; 2022)
- Most points scored: Nebraska, 90, at Piscataway, N.J., Jan. 9, 2016; Rutgers, 93, at Piscataway, N.J., Jan. 8, 2022
- Highest combined score: 169, Rutgers 87, Nebraska 82 (OT); at Piscataway, N.J., Jan. 17, 2024
- Biggest winning margin: Nebraska, 34, Piscataway, N.J., Jan. 10, 2016; Rutgers, 28, at Piscataway, N.J., Jan. 8, 2022

Date	Site	Rk.	Result	Neb.	RU
11-28-99	N	-/-	L	62	81
12-2-06	A	-/-	L	73	75
12-9-07	H	-/-	W	63	51
1-8-15	H	-/-	W	65	49
1-9-16	A	-/-	W	90	56
2-6-16	H	-/-	W	87	64
3-9-16	N	-/-	W	89	72
1-21-17	A	-/-	L	64	65
1-24-18	A	-/-	W	60	54
2-10-18	H	-/-	W	67	55
1-21-19	A	-/-	L	69	76
3-13-19	N	-/-	W	68	61
1-3-20	H	-/-	L	62	79
1-25-20	A	-/24	L	72	75
3-1-21	H	-/-	W	72	51
1-8-22	A	-/-	L	65	93
1-29-22	H	-/-	L	61	63
2-14-23	A	-/-	W	82	72
1-17-24	A	-/-	L (OT)	82	87
3-3-24	H	-/-	W	67	56

UCLA (UCLA LEADS, 6-2)

- In Lincoln: Tied, 1-1
At Pinnacle Bank Arena: 0-0
- In Los Angeles: UCLA leads 4-1
At Pauley Pavilion: UCLA leads, 1-0
- In Fullerton, Calif: UCLA leads, 1-0
- In Big Ten Conference games: 0-0
- In Big Ten Tournament games: 0-0

HUSKER-BRUIN SUPERLATIVES

- Most consecutive wins (year ended): Nebraska 1 (1938, 1955); UCLA 4 (1956-current)
- Most points scored: Nebraska, 71 (two times), at Lincoln, Neb., Jan. 16, 1955; at Fullerton, Calif., Nov. 25, 2016; UCLA, 82 (two times), at Los Angeles, Calif., March 19, 1985; at Fullerton, Calif., Nov. 25, 2016
- Highest combined score: 153, UCLA 82, Nebraska 71; at Fullerton, Calif., Nov. 25, 2016
- Biggest winning margin: Nebraska, 6; at Lincoln, Neb., Dec. 16, 1955; UCLA, 19, at Los Angeles, Calif., March 19, 1985

Date	Site	Rk.	Result	Neb.	UCLA
12-29-38	A	-/-	W	35	30
12-30-38	A	-/-	L	40	42
12-20-41	H	-/-	L	36	42
12-16-55	H	-/-	W	71	65
11-30-56	A	-/-	L	56	69
12-1-56	A	-/-	L	60	78
3-19-85	A	-/-	L	63	82
11-25-16 [^]	N	-/14	L	71	82

[^] - Wooden Legacy, Fullerton, Calif.

USC (SERIES TIED 5-5)

- In Lincoln: Nebraska leads, 3-2
At Pinnacle Bank Arena: 0-0
- In Los Angeles: USC leads, 3-2
At Galen Center: Nebraska leads, 2-0
- In Big Ten Conference games: 0-0
- In Big Ten Tournament games: 0-0

HUSKER-TROJAN SUPERLATIVES

- Most consecutive wins (year ended): Nebraska 4 (2009-current); USC 4 (1962-1963)
- Most points scored: Nebraska, 93, at Lincoln, Neb., Nov. 25, 1991; USC, 84, at Lincoln, Neb., Nov. 25, 1991
- Highest combined score: 177, Nebraska 93, USC 84, at Lincoln, Neb., Nov. 25, 1991
- Biggest winning margin: Nebraska, 12; at Lincoln, Neb., Dec. 3, 2013; USC, 15, at Los Angeles, Calif., Dec. 21, 1963

Date	Site	Rk.	Result	Neb.	USC
12-21-62	H	-/-	L	49	58
12-22-62	H	-/-	L	53	55
12-20-63	A	-/-	L	73	79
12-21-63	A	-/-	L	64	79
11-25-91	H	-/-	W	93	84
12-23-92	A	17/-	L	64	74
11-29-09	A	-/-	W	51	48
11-27-10	H	-/-	W	60	58
11-14-11	A	-/-	W (2OT)	64	61
12-3-12	H	-/-	W	63	51

WASHINGTON (WASHINGTON LEADS 6-3)

- In Lincoln: Nebraska leads, 2-1
At Pinnacle Bank Arena: 0-0
- In Seattle: Washington leads, 5-1
At Alaska Airlines Arena: Washington leads, 5-1
- In Big Ten Conference games: 0-0
- In Big Ten Tournament games: 0-0

HUSKER-HUSKY SUPERLATIVES

- Most consecutive wins (year ended): Nebraska 3 (1976-current); Washington 6 (1930-75)
- Most points scored: Nebraska, 81, at Lincoln, Neb., March 21, 1987; Washington, 76, at Lincoln, Neb., March 21, 1987
- Highest combined score: 157, Nebraska 81, Washington 76, at Lincoln, Neb., March 21, 1987
- Biggest winning margin: Nebraska, 4; at Lincoln, Neb., March 21, 1987, 2013; Washington, 12, at Lincoln, Neb., Dec. 6, 1975

Date	Site	Rk.	Result	Neb.	Wash.
12-27-30	A	-/-	L	38	41
12-29-30	A	-/-	L	24	27
12-30-30	A	-/-	L	32	38
12-8-50	A	-/-	L	49	54
12-9-50	A	-/-	L	53	71
12-6-75	H	-/20	L	63	75
11-29-76	A	-/-	W (OT)	59	58
3-21-87	H	-/-	W	81	76
3-12-97	H	-/-	W	67	63

WISCONSIN (WISCONSIN LEADS 22-17)

- In Lincoln: Tied, 9-9
At Pinnacle Bank Arena: Wisconsin leads, 6-4
- In Madison: Wisconsin leads, 11-6
Kohl Center: Wisconsin leads, 7-2
- In Honolulu, Hawaii: Nebraska leads 1-0
- In Fairbanks, Alaska: Wisconsin leads 1-0
- In Big Ten Conference games: Wisconsin leads, 15-6
- In Big Ten Tournament games: Tied, 1-1

HUSKER-BADGER SUPERLATIVES

- Most consecutive wins (year ended): Nebraska 8 (1956-91); Wisconsin 7 (2019-22)
- Most points scored: Nebraska, 101, at Madison, Wis., Dec. 1, 1965; Wisconsin, 88, at Madison, Wis., Dec. 1, 1965
- Highest combined score: 189, Nebraska 101, Wisconsin 88, at Madison, Wis., Dec. 1, 1965
- Biggest winning margin: Nebraska, 21, at Lincoln, Neb., Dec. 11, 1991; Wisconsin, 39, at Madison, Wis., March 3, 1908

Date	Site	Rk.	Result	Neb.	Wis.
3-5-04	H	-/-	W	25	22
2-21-07	A	-/-	L	31	35
3-3-08	A	-/-	L	4	43
1-4-22	A	-/-	L	14	27
12-30-39	A	-/-	W	53	43
1-4-41	H	-/-	L	31	46
12-19-55	A	-/-	L	52	71
12-10-56	H	-/-	W	53	51
12-1-65	A	-/-	W	101	88
11-30-68	H	-/-	W	68	55
12-27-79	N	-/-	W (OT)	83	82
12-5-83	A	-/-	W (2OT)	71	69
12-12-84	H	-/-	W	53	51
12-11-90	A	-/-	W	75	63
12-11-91	H	-/-	W	86	67
11-22-98	N	-/-	L	41	78
12-27-11	H	-/11	L	40	64
1-15-12	A	-/-	L	45	50
1-6-13	H	-/-	L	41	47
2-26-13	A	-/17	L	46	77
3-9-14	H	-/9	W	77	68
1-15-15	A	-/7	L	55	70
2-10-15	H	-/5	L	55	65
2-10-16	A	-/-	L	61	72
3-10-16	N	-/-	W	70	58
2-9-17	H	-/7	L (OT)	69	70
1-9-18	H	-/-	W	63	59
1-29-18	A	-/-	W	74	63
1-29-19	H	-/24	L	51	62
3-15-19	N	-/19	L	62	66
1-21-20	A	-/-	L	68	82
2-15-20	H	-/-	L	64	81
12-22-20	A	-/9	L	53	67
2-12-21	H	-/21	L	48	61
1-27-22	H	-/11	L	65	73
3-6-22	A	-/10	W	74	73
2-11-23	H	-/-	W (OT)	73	63
1-6-24	A	-/21	L	72	87
2-1-24	H	-/6	W (OT)	80	72



Ade Dagunduro was a third-team All-Big 12 pick in 2009 and was on the Big 12 All-Defensive team that season.



Brandon Ubel and Lance Jeter celebrate Nebraska's win over Iowa State during the 2010-11 season.



Nate Johnson earned honorable-mention All-Big 12 honors in both 2003 and 2004.

ABILENE CHRISTIAN (NU LEADS 1-0)

12-5-15	H	W	73-63
---------	---	---	-------

AIR FORCE (NU LEADS 4-1)

12-5-59	H	W	68-54
12-9-61	A	L	49-58
12-8-62	H	W	43-39
12-9-72	N	W	57-53
12-28-81	N	W	63-47
Totals			280-251

ALABAMA (NU TRAILS 0-2)

12-20-54	A	L	76-88
12-29-85	N	L	61-78
Totals			137-166

ALABAMA A&M (NU LEADS 3-0)

12-21-05	H	W	67-60
12-17-06	H	W	82-55
11-17-07	H	W	59-45
Totals			208-160

ALABAMA STATE (NU LEADS 1-0)

12-3-08	H	W	80-51
---------	---	---	-------

ALASKA-FAIRBANKS (SERIES TIED 1-1)

12-9-00	H	W	84-55
11-23-02	N	L	61-64
Totals			125-119

ALCORN STATE (NU LEADS 3-0)

12-29-07	H	W	77-53
12-8-10	H	W	78-57
12-17-11	H	W	60-46
Totals			215-156

ANGELO STATE (NU LEADS 1-0)

1-5-80	H	W	83-70
--------	---	---	-------

APPALACHIAN STATE (NU LEADS 2-1)

12-19-92	H	W	93-83
12-1-93	A	L	82-91
12-31-94	H	W	108-71
Totals			283-245

ARIZONA (SERIES TIED 2-2)

12-21-60	H	W	79-55
12-23-68	A	L	63-68
12-20-69	H	W	79-69
12-18-99	N	L	59-80
Totals			280-272

ARIZONA STATE (NU TRAILS 3-4)

12-20-68	A	L	76-83
12-7-74	A	L	62-83
12-23-85	H	W	80-67
12-28-02	A	L	63-75
12-3-03	H	W	68-60
12-2-07	H	W	62-47
12-7-08	A	L	44-64
Totals			455-479

ARKANSAS (NU TRAILS 2-6)

12-16-32	H	L	24-41
12-12-46	N	L	46-57
12-30-80	A	L	52-64
1-9-82	H	L	50-51
1-3-83	N	L	58-64
12-10-83	H	W	67-54
3-17-87	H	W	78-71
3-12-98	N	L	65-74
Totals			440-476

ARKANSAS-LITTLE ROCK (NU LEADS 1-0)

3-26-87	N	W	76-67
---------	---	---	-------

ARKANSAS-PINE BLUFF (NU LEADS 6-0)

11-23-04	H	W	97-40
11-27-06	H	W	71-42
11-22-08	H	W	67-53
11-15-10	H	W	83-40
11-24-15	H	W	67-44
11-20-22	H	W	82-58
Totals			467-277

ARKANSAS STATE (NU LEADS 2-0)

3-16-89	H	W	81-79
12-14-13	H	W	79-67
Totals			160-146

ARKANSAS TECH (NU LEADS 1-0)

11-25-78	H	W	70-59
----------	---	---	-------

AUBURN (NU TRAILS 0-1)

12-11-21	N	L	68-99
----------	---	---	-------

AUGUSTANA (S.D.) (NU LEADS 3-0)

12-14-68	H	W	73-56
12-4-69	H	W	75-56
11-26-83	H	W	113-69
Totals			261-181

BAKER (NU LEADS 3-0)

1904-05		W	49-19
2-3-1906	H	W	34-23
2-21-1906	A	W	33-27
Totals			116-69

BALL STATE (NU TRAILS 1-2)

12-27-80	A	L	62-67
12-19-81	H	W	71-57
11-24-02	N	L	65-73
Totals			191-203

BAYLOR (NU LEADS 12-11)

12-17-49	H	W	69-55
12-9-1981	A	W	64-63
12-11-82	H	W	59-56
11-28-87	N	L	79-82
2-19-97	A	L	60-71
2-14-98	H	W	66-55
3-6-98	*N	W	65-46
1-16-99	A	W	68-55
1-22-00	H	W	69-55
3-9-00	*N	L	*55-63
2-10-01	A	L	58-69
2-27-02	H	W	75-55
2-22-03	A	L	64-78
1-21-04	H	W	76-47
2-12-05	A	W	74-63
2-4-06	H	W	60-45
2-21-07	A	L	59-63
1-19-08	H	L	70-72
3-7-09	A	W	66-62
3-11-09	*N	L	49-65
2-10-10	H	L	53-55
2-9-11	A	L	70-74
3-21-14	*N	L	60-74
Totals			1433-1423

***Phillips 66 Big 12 Championship

^NCAA Tournament (San Antonio, Texas)

BELLEVUE (NU LEADS 1-0)

3-20-1906	A	W	39-27
-----------	---	---	-------

BETHUNE-COOKMAN (NU LEADS 1-0)

12-20-04	H	W	70-26
----------	---	---	-------

BOSTON COLLEGE (NU LEADS 2-0)

11-29-17	H	W	71-62
11-30-22	H	W	88-67
Totals			158-129

BOWLING GREEN (NU LEADS 2-1)

12-15-90	H	W	99-85
12-7-96	H	W	73-68
1-1-97	N	L	55-58
Totals			227-211

BRADLEY (NU TRAILS 2-5)

12-30-37	A	L	30-50
12-17-38	H	L	24-39
12-29-45	A	L	33-53
12-12-49	A	L	54-64
12-20-52	A	W	73-65
12-18-54	A	W	93-68
12-18-58	A	L	48-85
Totals			355-424

BRANDEIS (OMAHA) (NU LEADS 1-0)

1916-17		W	29-11
---------	--	---	-------

BRIGHAM YOUNG (NU TRAILS 1-4)

1-5-31	H	L	44-55
12-17-31	H	L	27-31
12-17-35	H	W	53-34
12-28-35	A	L	39-46
12-23-09	N	L	66-88
Totals			229-254

BROOKLYN (NU LEADS 2-0)

1-7-87	H	W	62-46
12-21-87	H	W	72-44
Totals			134-90

BROWN COLLEGE "B" (NU LEADS 1-0)

3-15-1906	H	W	57-12
-----------	---	---	-------

BURGESS-NASH (NU LEADS 1-0)

1-30-16	A	W	24-20
---------	---	---	-------

BUTLER (NU LEADS 3-1)

12-30-29	A	L	26-38
2-2-31	H	W	32-14
12-29-86	N	W	67-56
3-20-19	H	W	80-76
Totals			205-184

CALIFORNIA (NU TRAILS 6-7)

1-7-38	H	W	38-32
12-26-38	A	W	46-43
12-27-38	A	L	30-58
1-6-40	H	W	46-32
12-26-40	A	L	24-30
12-11-50	A	L	59-62
12-22-61	A	L	49-50
12-21-64	H	W	87-80
12-22-64	H	W	63-59
12-10-65	A	L	71-87
12-11-65	A	W	70-68
12-21-68	N	L	73-86
12-8-72	N	L	50-75
Totals			706-762

CAL. DAVIS (NU LEADS 1-0)

12-16-77	H	W	69-64
----------	---	---	-------

CAL IRVINE (SERIES TIED 2-2)

12-1-69	H	W	76-73
12-28-84	N	W	73-67
12-2-85	H	L	80-87
11-28-86	A	L	101-109
Totals			330-336

CAL RIVERSIDE (UCR LEADS 1-0)

11-5-18	H	L	47-66
---------	---	---	-------

CAL SANTA BARBARA (NU LEADS 2-0)

12-22-78	N	W	75-55
12-27-02	N	W	60-57
Totals			135-112

CAL STATE BAKERSFIELD (NU LEADS 1-0)

12-13-79	H	W	94-80
----------	---	---	-------

CAL STATE FULLERTON (NU LEADS 3-0)

12-4-67	H	W	111-74
12-22-18	H	W	86-62
11-26-23	H	W	85-72
Totals			282-208

CAMP FUNSTON (NU TRAILS 0-1)

1917-18	H	L	14-43
---------	---	---	-------

CANISUS (SERIES TIED 1-1)

12-29-36	A	L	34-39
3-13-85	H	W	79-66
Totals			113-105

CARLETON (NU TRAILS 0-2)

1-4-32	H	L	30-40
12-22-32	A	L	19-23
Totals			49-63



2024-25 NEBRASKA BASKETBALL

SERIES RESULTS VS. NON-CONFERENCE OPPONENTS

OPONENTS

CENTENARY (NU LEADS 1-0)

11-21-02	N	W	68-45
----------	---	---	-------

CENTRAL ARKANSAS (NU LEADS 1-0)

11-18-14	H	W	82-56
----------	---	---	-------

CENTRAL CITY (NU LEADS 1-0)

1-26-07	H	W	40-9
---------	---	---	------

CENTRAL MICHIGAN (NU LEADS 2-0)

12-20-11	H	W	72-69
12-22-12	N	W	89-75
Totals			161-144

CHAMINADE (NU LEADS 2-0)

11-29-87	A	W	76-75
12-28-88	A	W	86-85
Totals			162-160

CHARLOTTE (NU LEADS 1-0)

3-19-08	H	W	67-48
---------	---	---	-------

CHEYENNE BUSINESS COLLEGE (NU TRAILS 0-1)

2-7-1903	A	L	28-42
----------	---	---	-------

CHICAGO CENTRAL (NU TRAILS 0-1)

1904-05	A	L	22-59
---------	---	---	-------

CHICAGO STATE (NU LEADS 3-0)

1-16-90	H	W	92-57
12-17-05	H	W	76-65
12-10-09	H	W	74-39
Totals			242-161

CINCINNATI (NU TRAILS 1-5)

12-18-48	A	L	46-64
12-19-60	A	L	60-75
12-31-96	N	L	73-84
12-28-13	A	L	59-74
12-13-14	H	W	56-55 (20T)
11-27-15	N	L	61-65
Totals			355-412

THE CITADEL (NU LEADS 4-0)

12-30-90	A	W	94-80
12-2-91	H	W	84-61
12-7-92	H	W	86-46
12-21-12	H	W	77-62
Totals			341-249

CLEMSON (TIED 1-1)

11-30-16	A	L	58-60
11-26-18	A	W	68-66
Totals			126-126

COLGATE (NU LEADS 3-1)

2-25-21	H	L	15-21
2-26-21	H	W	24-15
12-4-92	H	W	108-76
12-5-98	H	W	60-48
Totals			207-160

COLLEGE OF CHARLESTON (NU LEADS 1-0)

11-27-94	N	W	74-72
----------	---	---	-------

COLORADO (NU LEADS 77-71)

2-5-03	A	W	28-12
1-16-20	A	W	27-16
1-16-20	A	W	24-17
1-10-38	H	W	29-18
1-17-48	A	W	59-55
2-25-48	H	W	58-53
2-5-49	H	W	45-43
2-26-49	A	W	56-45
12-28-49	*N	L	57-67
1-16-50	A	L	59-72
2-18-50	H	W	59-49
1-15-51	A	L	45-51
2-24-51	H	W	58-45
12-28-51	N	L	63-68
1-5-52	H	W	63-61
2-11-52	A	L	65-67

12-30-52	*N	L	53-67
1-5-53	A	W	80-65
2-9-53	H	L	78-86
2-8-54	H	L	67-75
2-20-54	A	L	58-83
12-29-54	*N	L	47-89
2-7-55	H	W	84-77
3-5-55	A	L	66-77
1-7-56	A	L	63-78
1-21-56	H	L	50-77
1-7-57	H	W	74-52
1-12-57	A	L	56-60
2-17-58	H	W	50-41
3-8-58	A	L	52-54
12-29-58	*N	L	50-54
1-5-59	A	L	50-57
2-23-59	H	W	62-61
12-26-59	*N	L	55-64
1-16-60	A	L	57-62 (OT)
1-30-60	H	L	54-58
1-9-61	H	W	65-61
1-14-61	A	W	51-66**
1-13-62	H	L	56-58
2-10-62	A	L	63-74
12-28-62	*N	L	47-59
1-7-63	H	L	47-75
3-4-63	A	L	51-80
12-30-63	*N	L	58-80
2-15-64	H	L	52-60
3-9-64	A	L	73-89
12-28-64	*N	L	52-70
2-6-65	A	L	52-62
2-13-65	H	W	66-59
2-21-66	H	W	70-63
3-7-66	A	L	88-95
12-30-66	*N	L	66-73
1-14-67	H	W	84-80
3-11-67	A	L	57-64
2-1-68	H	W	87-73
2-24-68	A	L	73-75
2-8-69	A	L	81-83
2-24-69	H	W	79-65
12-27-69	*N	L	60-72
1-17-70	H	W	60-58
2-10-70	A	L	59-76
12-29-70	*N	W	77-67
2-16-71	A	W	65-63
3-6-71	H	W	85-71
1-15-72	H	W	67-55
2-26-72	A	L	57-67
2-6-73	H	L	59-67
3-6-73	A	L	63-71
2-12-74	A	L	64-65
3-5-74	H	W	65-42
1-25-75	H	W	85-59
2-15-75	A	L	61-62
1-24-76	A	W	66-64
2-14-76	H	W	80-61
12-28-76	*N	L	50-55
1-12-77	H	W	69-54
2-2-77	A	W	73-62
1-11-78	A	L	64-73
2-1-78	H	W	86-75
12-12-78	*N	L	61-74
1-13-79	A	L	61-64
2-3-79	H	W	79-52
1-19-80	A	W	53-44
2-16-80	H	L	55-56
1-21-81	H	L	59-62
2-11-81	A	W	57-56
3-3-81	**N	L	66-70
1-30-82	A	W	74-57
2-24-82	H	W	79-57
1-22-83	A	L	69-72
2-12-83	H	W	68-56
1-28-84	A	L	57-60
2-25-84	H	W	75-67
1-23-85	H	W	85-67
2-13-85	A	L	61-64
2-1-86	A	W	77-60
2-26-86	H	W	79-72
1-17-87	H	W	86-66

2-7-87	A	W	68-65
1-30-88	A	W	63-57
2-21-88	H	W	75-67
2-8-89	A	L	80-83
2-22-89	H	W	97-59
2-7-90	A	W	91-82
2-28-90	H	W	96-82
1-22-91	A	L	69-86
2-9-91	H	W	86-72
1-11-92	A	W	84-74
2-29-92	H	W	84-70
1-25-93	A	W	82-67
2-24-93	H	W	76-67
1-8-94	H	W	106-67
1-19-94	A	L	81-86
2-8-95	A	W	100-86
2-25-95	H	L	74-80
1-10-96	H	W	79-74
2-28-96	A	L	64-78
1-4-97	A	L	73-79
2-5-97	H	W	77-69
1-11-98	H	W	87-72
2-21-98	A	W	79-71
1-23-99	H	W	72-55
2-3-99	A	W	57-52
2-8-00	A	L	58-70
2-26-00	H	W	69-64
2-3-01	H	L	57-60
2-17-01	A	W	87-82 (OT)
1-12-02	H	W	75-67
2-5-02	A	L	61-84
3-7-02	**N	L	60-67
1-18-03	H	W	80-77 (OT)
3-8-03	A	L	69-84
1-14-04	H	L	60-68
3-6-04	A	L	75-78
1-12-05	A	W	68-61
3-2-05	H	W	70-55
1-25-06	A	L	59-81
2-22-06	H	W	93-77
1-20-07	H	W	71-50
3-3-07	A	L	69-73
1-15-08	A	L	51-55
3-9-08	H	W	68-49
2-4-09	A	W	55-53
2-18-09	H	W	46-41
1-27-10	A	L	60-72
3-2-10	H	L	68-81
1-18-11	H	W	79-67
3-5-11	A	L	57-67
Totals			9,800-9,351

*at Kansas City **Colorado forfeit
***Phillips 66 Big Eight Championship

COLORADO COLLEGE (NU LEADS 6-1)

2-4-1903	A	W	39-11
1-14-20	A	W	32-19
1-15-20	A	L	23-25
3-5-20	H	W	23-9
3-6-20	H	W	33-12
1-4-29	A	W	32-24
1-5-29	A	W	48-26
Totals			230-127

COLORADO STATE (NU LEADS 7-3)

12-23-47	H	W	67-47
12-19-70	H	W	69-65
12-16-72	N	L	51-57
12-22-80	H	W	54-48
12-23-81	A	L	51-58 (OT)
1-4-84	H	W	56-54
1-12-85	A	W	88-78 (20T)
3-14-96	A	W	91-83
11-25-97	H	W	64-57
12-12-98	A	L	49-75
Totals			640-622

COLUMBIA (NU LEADS 1-0)

1-2-88	H	W	82-62
--------	---	---	-------

CONNECTICUT (NU TRAILS 0-2)

3-19-92	N	L	65-86
3-21-97	A	L	67-76
Totals			132-162

COPPIN STATE (NU LEADS 1-0)

12-6-96	H	W	88-72
---------	---	---	-------

CORNELL (NU LEADS 2-0)

12-29-55	N	W	70-69
12-29-82	N	W	66-56
Totals			136-125

COTNER COLLEGE (NU LEADS 4-1)

12-12-1908	H	W	28-24
1-7-11	H	L	17-35
1-11-13	H	W	29-18
1-17-14	H	W	56-11
1916-17	W		42-10
Totals			172-98

CREIGHTON (NU TRAILS 27-30)

1922-23	A	L	24-46
1923-24	H	W	25-21
2-28-25	A	W	15-11
1-9-26	A	W	20-15
2-15-26	H	L	11-15
3-4-32	A	L	18-47
3-7-32	H	L	26-28
12-9-77	H	W	65-58
12-9-78	A	L	61-78
12-8-79	H	W	64-55
12-6-80	A	L	61-66 (OT)
12-5-81	H	W	86-46
12-4-82	A	W	65-62
12-3-83	H	W	65-56
3-15-84	A	W	56-54
12-8-84	A	W	78-73
12-7-85	H	W	71-52
12-6-86	A	L	66-78
1-3-87	H	W	70-65 (OT)
12-9-87	A	L	73-88
11-26-88	H	W	86-77
12-14-89	A	L	83-86
12-6-90	H	W	97-63
12-7-91	A	W	90-85
12-10-92	H	W	100-83
12-9-93	A	W	67-53
12-7-94	H	W	85-57
12-6-95	A	W	88-67
1-8-97	H	W	71-52
12-10-97	A	L	73-84
12-9-98	H	W	76-60
12-9-99	A	L	72-89
1-2-01	H	L	51-62
12-12-01	A	L	70-76
12-21-02	H	L	73-81
12-10-03	A	L	54-61
3-16-04	A	W	71-70
12-11-04	H	L	48-50
12-11-05	A	L	44-70
11-18-06	H	W	73-61
11-24-07	A	L	62-74
11-29-08	H	W	54-52
12-06-09	A	L	61-67
12-5-10	H	W	59-54
12-4-11	A	L	66-76
12-6-12	H	L	42-64
12-8-13	A	L	67-82
12-7-14	H	L	55-65
12-9-15	A	L	67-83
12-7-16	H	L	62-77
12-9-17	A	L	65-75
12-8-18	H	W	95-75
12-7-19	A	L	76-95
12-9-20	A	L	74-98
11-16-21	H	L	69-77
12-5-22	A	W	63-53
12-3-23	H	L	60-89
Totals			3,789-3,572

CRETE (NU LEADS 1-0)

1-4-1907	A	W	82-8
----------	---	---	------

SERIES RESULTS VS. NON-CONFERENCE OPPONENTS



OPPONENTS

1917-18	A	W	21-14
1-22-19	A	W	34-13
1-25-19	A	W	24-14
1-30-19	H	L	15-22
2-1-19	H	W	19-9
2-18-22	A	L	32-34
2-28-22	H	L	15-29
1922-23	H	L	18-30
1-25-23	A	L	25-36
1923-24	A	L	15-19
1923-24	H	L	12-25
1-17-25	H	W	20-8
3-2-25	A	L	10-18
2-2-26	A	W	23-21
3-1-26	H	W	22-21
1926-27	H	L	34-35
3-4-27	A	W	46-32
1-14-28	A	L	28-32
2-14-28	H	W	34-27
2-16-29	H	W	37-24
2-23-29	A	W	33-26
1-24-31	H	W	30-25
1-9-32	A	W	33-19
12-9-46	H	W	48-44
1-31-47	A	W	65-44
12-30-87	A	L	68-85
12-23-88	H	W	65-57
Totals			1,715-1,221

DUQUESNE (TIED 2-2)

12-20-48	A	L	49-55
12-9-69	H	W	82-77
12-6-71	A	L	53-75
11-22-23	H	W	89-79
Totals			273-286

EASTERN ILLINOIS (NU LEADS 6-0)

12-3-90	A	W	94-64
1-4-92	H	W	81-68
1-2-93	H	W	70-54
11-23-99	H	W	81-78 (2OT)
11-21-00	H	W	85-71
11-11-17	H	W	72-68
Totals			483-403

EASTERN MICHIGAN (NU LEADS 1-0)

11-29-03	H	W	67-59
----------	---	---	-------

EASTERN WASHINGTON (NU LEADS 5-0)

12-3-79	H	W	82-68
1-14-84	H	W	105-71
12-21-91	H	W	102-67
12-31-02	H	W	63-60
12-18-10	H	W	72-42
Totals			361-248

EMPORIA STATE (NU LEADS 1-0)

2-4-56	H	W	72-59
--------	---	---	-------

EVANSVILLE (SERIES TIED 1-1)

1-3-85	A	L	73-80
1-6-86	H	W	77-70
Totals			150-150

FAIRLEIGH DICKINSON (NU LEADS 1-0)

11-22-03	H	W	80-64
----------	---	---	-------

FLORIDA A&M (NU LEADS 3-0)

12-20-93	H	W	86-61
1-5-09	H	W	81-56
11-9-23	H	W	81-54
Totals			248-171

FLORIDA GULF COAST (NU LEADS 2-0)

12-7-01	H	W	51-50
11-8-13	H	W	79-55
Totals			130-105

FLORIDA STATE (NU LEADS 2-1)

12-31-05	N	L	60-74
12-1-14	A	W	70-65

12-17-22	N	W	75-58
Totals			205-197

FOND DU LAC (NU TRAILS 0-1)

1900-01	A	L	20-32
---------	---	---	-------

FORDHAM (NU LEADS 1-0)

12-30-92	N	W	79-55
----------	---	---	-------

FORT DODGE (NU LEADS 5-1)

1904-05	W	53-27	
3-21-1906	A	W	33-23
2-14-1907	A	W	34-22
2-9-14	A	W	38-22
1917-18	H	W	19-16
1917-18	H	L	14-21
Totals			171-132

FORT DODGE COMPANY G (NU TRAILS 0-1)

1-6-15	A	L	18-23
--------	---	---	-------

FORT RILEY (NU LEADS 1-0)

2-20-1906	A	W	43-13
-----------	---	---	-------

FRESNO STATE (NU LEADS 2-0)

12-15-51	H	W	72-48
3-22-96	A	W	83-71
Totals			155-119

FURMAN (NU LEADS 2-0)

1-4-88	A	W	75-74 (OT)
12-17-88	H	W	69-56
Totals			144-130

GARDNER NAVAL RESERVE (NU TRAILS 0-2)

1-21-43	H	L	37-52
2-6-43	N	L	37-43
Totals			74-95

GARDNER-WEBB (NU TRAILS 0-1)

12-18-16	H	L	62-70
----------	---	---	-------

GEORGE MASON (NU TRAILS 0-1)

11-26-19	N	L	66-85
----------	---	---	-------

GEORGE WASHINGTON (NU TRAILS 0-1)

1-2-37	A	L	22-41
--------	---	---	-------

GEORGIA (NU LEADS 2-1)

12-20-85	H	L	63-67
3-16-95	H	W	69-61
11-24-13	N	W	73-65
Totals			205-193

GEORGIA SOUTHERN (NU LEADS 1-0)

12-1-95	H	W	82-59
---------	---	---	-------

GEORGIA STATE (NU LEADS 2-0)

1-4-73	N	W	63-54
12-11-73	H	W	78-75 (OT)
Totals			141-129

GEORGIA TECH (NU TRAILS 0-3)

12-28-83	A	L	49-66
12-4-19	A	L	56-73
12-9-20	H	L	64-75
Totals			169-214

GRAMBLING (NU LEADS 3-1)

1-6-88	H	L	68-71 (OT)
12-2-95	H	W	96-80
12-6-97	H	W	85-48
12-21-10	H	W	79-39
Totals			328-238

GREAT LAKES (NU TRAILS 0-1)

1-24-42	H	L	40-50
---------	---	---	-------

GREELEY HS (NU LEADS 1-0)

2-6-1903	A	W	25-15
----------	---	---	-------

GRINNELL (NU LEADS 17-7)

2-23-07	A	L	21-27
3-7-08	A	L	14-37
1916-17	L	9-22	

1-23-19	A	W	24-14
1-24-19	A	L	15-16
3-12-19	H	W	27-15
3-13-19	H	L	21-22
1-14-21	H	W	31-10
1-15-21	H	W	28-15
2-11-21	A	W	31-16
2-12-21	A	W	29-22
1-14-22	H	W	27-17
2-7-22	A	W	28-25
1-27-23	A	W	20-13
1922-23	H	L	17-32
1923-24	A	W	32-19
1923-24	H	W	32-18
2-9-25	H	W	35-27
3-3-25	A	L	21-36
1-16-26	H	W	24-14
1-30-26	A	W	39-18
1926-27	H	W	30-22
2-10-28	A	W	35-22
2-28-28	H	W	35-16
Totals			625-495

HAMLIN (NU LEADS 2-0)

1-7-15	A	W	20-9
1916-17	W	15-8	
Totals			35-17

HARVARD (NU LEADS 3-0)

12-30-48	N	W	56-54
1-3-53	H	W	92-53
12-1-89	H	W	117-79
Totals			265-186

HASKELL (NU TRAILS 0-2)

2-28-1902	A	L	29-79
1-17-1903	A	L	18-25
Totals			47-104

HASTINGS (NU LEADS 1-0)

1-13-20	A	W	47-9
---------	---	---	------

HAWAII (NU TRAILS 2-7)

12-11-67	A	L	74-82
12-13-67	A	L	72-86
12-2-76	A	W	64-59
12-3-76	A	W	60-59
12-29-79	N	L	55-67
12-29-97	A	L	62-87
3-22-04	A	L	83-84
12-22-06	N	L	72-81
12-22-14	A	L	58-66
Totals			600-671

HAWAII-HILO (NU TRAILS 0-1)

12-1-76	A	L	66-71
---------	---	---	-------

HIGHLAND PARK (NU TRAILS 1-2)

1903-04	L	Score NA	
1904-05	L	34-39	
1-23-1908	H	W	51-23
Totals			85-62

HILLYARD'S (NU TRAILS 0-1)

1926-27	A	L	20-36
---------	---	---	-------

HOFSTRA (SERIES TIED 1-1)

3-16-06	A	L	62-73
11-21-10	N	W	62-47
Totals			124-120

HOUSTON (NU TRAILS 1-3)

12-3-62	A	L	61-68
12-14-63	H	L	58-64
12-12-69	A	L	82-112
12-23-06	N	W	70-57
Totals			271-301

HUDSON COLLEGE (NU LEADS 1-0)

2-18-1907	A	W	26-25
-----------	---	---	-------

IDAHO (NU TRAILS 3-4)

12-23-49	H	W	66-45
12-17-71	H	W	90-49
1-2-80	A	L	55-64
11-29-80	H	L	53-64
12-5-88	A	L	68-83
12-11-89	H	L	72-79

12-28-90	H	W	85-65
Totals			489-449

IDAHO STATE (NU LEADS 2-0)

12-3-94	H	W	98-72
11-16-21	H	W	78-60
Totals			176-132

ILLINOIS WESLEYAN (NU LEADS 1-0)

1-4-21	A	W	32-1
--------	---	---	------

INCARNATE WORD (NU TRAILS 0-1)

12-10-14	H	L	73-74
----------	---	---	-------

INDEPENDENCE (NU LEADS 1-0)

2-22-1906	A	W	41-16
-----------	---	---	-------

IONA (NU LEADS 2-0)

3-21-83	H	W	85-73
12-20-00	N	W	81-80
Totals			166-153

IOWA STATE (NU LEADS 131-103)

1-15-09	H	W	42-20
1-16-09	H	W	40-21
2-8-09	A	L	16-22
2-9-09	A	W	31-17
1-21-10	H	W	24-21
1-22-10	H	W	29-26
2-11-10	A	L	23-34
2-12-10	A	L	17-18
1-20-11	H	W	41-20
1-21-11	H	L	31-33
2-6-11	A	L	27-31
2-7-11	A	W	22-19
2-2-12	H	W	33-12
2-3-12	H	W	40-14
2-23-12	A	W	31-21
2-24-12	A	W	31-12
2-21-13	A	W	29-12
2-22-13	A	W	16-10
2-28-13	H	W	28-8
3-1-13	H	W	24-12
2-20-14	A	W	15-9
2-21-14	A</		



2024-25 NEBRASKA BASKETBALL

SERIES RESULTS VS. NON-CONFERENCE OPPONENTS

OPPONENTS

2-15-69	H	L	74-75 (OT)	2-28-07	H	L	63-69	1-12-32	H	L	31-34	1-4-69	H	L	52-56	3-3-04	A	L	78-67
12-29-69	*N	W	74-66	2-2-08	H	W	64-56	2-15-32	A	L	19-51	2-22-69	A	L	73-79	1-19-05	A	L	57-59
1-6-70	A	L	70-72	2-16-08	A	L	52-60	1-6-33	A	L	29-32	12-30-69	*N	W	78-73	2-5-05	H	L	65-78
3-7-70	H	W	87-81	1-14-09	A	L	53-65	2-4-33	H	L	20-34	2-7-70	H	W	84-73	1-21-06	A	L	54-96
1-16-71	H	W	84-62	3-4-09	H	W	77-61	1-9-34	H	W	24-21	2-17-70	A	L	87-100	2-8-06	H	L	48-69
2-9-71	A	W	69-67 (OT)	1-16-10	H	L	53-56	2-19-34	A	L	24-25	12-30-70	*N	L	52-72	1-29-07	H	L	56-76
12-27-72	*N	L	64-75	2-24-10	A	L	74-78	2-11-35	A	L	21-32	2-6-71	H	L	67-81	2-17-07	A	L	39-92
1-30-73	A	L	60-81	1-8-11	H	W	63-62	2-15-35	H	L	24-32	3-13-71	A	L	54-59	1-12-08	H	L	58-79
2-27-73	H	L	76-82	2-25-11	A	L	82-83 (OT)	1-20-36	A	L	23-45	1-29-72	A	L	55-57 (OT)	1-26-08	A	L	49-84
2-5-74	H	W	91-88 (3OT)	Totals			12,614-11,261	2-29-36	H	L	36-43	2-19-72	H	W	99-78	3-14-08	**N	L	54-64
3-9-74	A	L	58-76	* at Kansas City				2-2-37	A	L	22-27	2-19-72	*N	W	74-72	1-28-09	H	L	62-68
2-8-75	H	W	75-62	**Phillips 66 Big Eight Championship				2-27-37	H	W	37-32	2-10-73	A	W	59-46	2-21-09	A	L	53-70
3-8-75	A	L	69-82					2-2-38	A	L	33-48	2-24-73	H	W	62-59	1-13-10	H	L	72-84
2-7-76	A	W	66-56	JACKSON STATE (NU LEADS 2-0)				2-26-38	H	L	47-50	1-29-73	*N	L	66-75	2-6-10	A	L	64-75
3-6-76	H	W	82-66	12-19-09	H	W	57-41	1-14-39	H	W	48-37	1-12-74	A	L	64-79	1-15-11	A	L	60-63
12-29-76	*N	W	75-55	<u>12-1-10</u>	<u>H</u>	<u>W</u>	<u>76-57</u>	2-14-39	A	L	46-49	2-26-74	H	L	46-51	2-2-11	H	L	66-86
1-15-77	A	W	49-48	Totals			133-98	1-23-40	A	L	24-40	12-28-74	*N	L	62-63	12-10-16	A	L	72-89
2-5-77	H	W	66-51	JACKSONVILLE STATE				2-24-40	H	L	41-48	2-5-75	A	L	44-72	<u>12-16-17</u>	<u>H</u>	<u>L</u>	<u>72-73</u>
1-14-78	H	L	59-65	(NU LEADS 1-0)				2-10-41	A	L	38-44	3-5-75	H	L	77-79 (2OT)	Totals			12,092-13,464
2-4-78	A	W	62-56	12-18-12	H	W	59-55	3-1-41	H	L	53-55	12-27-75	*N	L	66-69	* at Manhattan, Kan.			
1-6-79	A	W	72-68	KANSAS (NU TRAILS 71-72)				2-14-42	A	L	30-58	2-4-76	H	W	57-54	**Phillips 66 Big Eight/Big 12			
2-10-79	H	L	46-48	3-2-00	H	W	48-8	2-13-43	H	L	24-56	3-3-76	A	W	62-58	Championship			
1-9-80	A	W	58-50	3-1-01	A	W	35-29	2-23-43	A	L	33-52	1-26-77	H	W	60-57	KANSAS CITY (NU LEADS 11-1)			
2-9-80	H	W	69-66	1-31-02	H	W	23-18	1-15-44	A	L	27-51	2-19-77	A	L	66-74	12-8-82	H	W	69-50
1-28-81	A	W	61-56	2-12-06	H	L	17-37	2-19-44	H	L	47-56	2-26-77	**A	L	58-61	11-25-89	H	W	91-76
2-18-81	H	W	81-61	2-9-07	H	W	32-19	1-12-45	A	L	33-48	1-25-78	H	W	62-58	1-9-91	A	W	97-78
1-23-82	H	W	60-47	1-17-08	A	W	20-17	2-10-45	H	W	59-45	2-18-78	A	L	70-75	1-20-92	H	W	74-71
2-20-82	A	L	61-63	1-18-08	A	W	23-21	1-11-46	H	L	45-56	2-21-79	H	W	66-64 (OT)	1-9-93	A	W	66-65
1-18-83	A	W	59-54	2-21-08	H	L	26-28	2-15-46	A	L	30-72	2-21-79	A	L	59-66	1-5-94	H	W	92-71
2-19-83	H	W	67-66	2-22-08	H	L	25-28	1-14-47	H	W	48-46	2-5-80	A	W	61-56	1-18-95	A	W	63-60
3-8-83	**H	W	94-71	1-8-09	A	L	13-48	2-15-47	A	L	37-69	1-31-81	H	W	57-54	1-17-96	H	W	87-69
1-18-84	A	W	64-63	1-9-09	A	L	17-36	12-20-47	*N	L	60-64 (OT)	2-25-81	A	L	49-75	12-11-96	A	W	76-64
2-18-84	H	L	48-69	1-30-09	H	L	13-18	2-7-48	A	W	61-57	1-13-82	H	W	75-55	12-30-98	A	W	81-65
1-30-85	A	L	65-76	3-4-09	*N	L	22-28	3-6-48	H	W	70-64	2-13-82	A	L	63-66	12-8-00	H	L	71-82
2-21-85	H	W	74-57	3-5-09	*N	L	15-24	1-8-49	H	W	52-34	2-5-83	H	W	68-61	<u>11-24-09</u>	<u>H</u>	<u>W</u>	<u>70-48</u>
1-25-86	H	W	75-58	3-6-09	*N	W	32-29	2-12-49	A	W	49-39	3-2-83	A	W	60-58	Totals			937-999
2-22-86	A	L	73-81	1-7-10	A	L	17-32	1-10-50	H	W	57-56	1-25-84	A	L	61-77	KANSAS CITY YMCA			
3-8-86	**N	L	58-75	1-8-10	A	L	16-40	2-11-50	A	L	36-49	2-15-84	H	L	66-67	(NU LEADS 1-0)			
1-20-87	A	L	75-91	2-26-10	H	L	20-40	12-30-50	*N	L	47-63	2-2-85	H	L	80-91	1-29-1906	H	W	25-24
2-11-87	H	W	66-65	2-27-10	H	L	13-40	1-6-51	A	L	41-66	2-28-85	A	L	65-70	KANSAS CITY ATHLETIC CLUB			
1-20-88	A	L	76-114	2-10-11	A	W	15-11	2-10-51	H	L	52-61	3-5-85	**N	L	69-74	(NU TRAILS 2-3)			
2-27-88	H	L	84-85	2-11-11	A	L	12-37	1-14-52	H	L	66-69	1-15-86	H	L	70-81	1-13-1906	H	W	33-22
1-31-89	A	L	76-88	2-24-11	H	W	34-24	2-16-52	A	L	52-90	2-15-86	A	L	61-79	2-23-1906	A	L	21-49
2-25-89	H	W	77-74	2-25-11	H	W	38-28	12-27-52	*N	L	66-73	1-22-87	A	L	65-86	2-25-1906	A	W	26-25
1-27-90	H	L	83-91	1-19-12	A	W	30-26	1-12-53	H	L	59-65	2-28-87	H	W	83-81 (OT)	1923-24	A	L	18-27
2-24-90	A	L	85-101	1-20-12	A	W	30-26	2-14-53	A	L	58-77	1-27-88	H	W	70-68	<u>1-2-26</u>	<u>A</u>	<u>L</u>	<u>20-36</u>
1-12-91	H	W	97-87	3-1-12	H	W	49-21	2-13-54	A	L	68-79	2-16-88	A	L	48-70	Totals			118-159
2-13-91	A	W	65-57	3-2-12	H	W	29-28	2-22-54	H	L	62-67	2-4-89	H	W	74-70	KANSAS STATE			
2-1-92	H	W	68-63	3-10-13	H	W	40-25	12-30-54	*N	L	66-69	3-1-89	A	L	71-80	(NU TRAILS 94-129)			
2-22-92	A	W	80-70	3-11-13	A	W	18-16	1-15-55	H	W	66-62	1-8-90	H	L	93-98	1905-06	A	W	50-14
2-3-93	A	L	69-96	3-12-13	**N	L	24-30	2-19-55	A	W	68-55	2-17-90	A	L	67-94	1-15-08	A	W	36-18
2-27-93	H	W	91-87	1-22-15	A	L	18-43	2-11-56	A	L	56-80	2-5-91	A	L	77-85	1-7-09	A	W	36-31
1-3-94	A	W	78-72	1-23-15	A	L	23-30	2-25-56	H	L	56-60	3-3-91	H	W	85-75	1-6-10	A	L	16-27
2-12-94	H	W	102-96	1-14-16	H	W	34-33	2-9-57	H	L	54-69	3-9-91	**N	W	87-83	2-14-10	H	L	17-28
2-11-95	A	L	69-72 (OT)	1-15-16	H	W	40-27	2-23-57	A	L	60-87	1-25-92	A	L	78-103	1-18-12	A	W	26-25
3-5-95	H	L	77-79	2-16-17	A	W	21-19	2-8-58	A	L	46-102	2-19-92	H	W	81-79 (OT)	2-15-13	H	W	27-16
2-3-96	H	L	65-75	2-17-17	A	L	10-30	2-22-58	H	W	43-41	2-7-93	H	W	68-64	1-20-15	A	W	26-19
2-10-96	A	L	59-74	2-15-18	H	W	24-23	2-14-59	H	L	55-63	3-3-93	A	L	83-94	1-21-15	A	W	26-20
3-8-96	**N	L	60-62	2-16-18	H	L	25-31	2-21-59	A	L	50-66	2-6-94	A	L	87-94	2-11-16	H	W	21-20
1-29-97	H	L	67-77	3-5-19	A	L	17-31	1-9-60	H	L	47-60	2-23-94	H	W	96-87	2-12-16	H	W	26-25
2-22-97	A	W	74-69 (OT)	3-6-19	A	W	29-24	3-7-60	A	L	74-79	1-23-95	A	L	67-84	1916-17	A	L	13-45
1-24-98	H	W	63-49	1-19-22	H	L	15-25	12-28-60	*N	L	53-78	2-14-95	H	L	68-91	1916-17	A	L	10-34
2-28-98	A	W	70-62	3-6-22	A	L	18-41	2-11-61	H	L	33-38	1-28-96	H	L	73-88	1917-18	A	W	31-23
1-30-99	A	L	47-52	1-5-23	A	L	20-30	2-25-61	A	W	69-68	2-19-96	A	L	71-81	1917-18	A	L	16-26
2-13-99	H	W	59-57	2-12-23	H	L	15-36	12-30-61	*N	L	68-69	2-1-97	A	L	77-82 (OT)	1917-18	A	L	16-26
1-12-00	H	L	65-66	1-18-24	A	L	18-19	1-6-62	A	W	69-67	3-2-97	H	L	65-85	3-8-19	H	L	32-34
2-12-00	A	L	65-87	1-26-24	H	L	10-13	2-21-62	H	L	70-73	1-3-98	A	L	76-96	3-9-19	A	L	21-30
1-20-01	H	L	59-60	1-31-25	H	L	20-25	1-19-63	A	L	53-72	2-1-98	H	L	71-82	2-14-22	A	W	25-24
3-3-01	A	L	73-86	2-17-25	A	L	20-28	2-23-63	H	L	39-45	3-7-98	**N	L	59-91	3-3-22	H	W	21-13
1-26-02	H	W	86-84 (OT)	2-6-26	H	L	14-25	1-14-64	A	L	48-74	1-27-99	H	W	84-69	1-6-23	A	W	21-15
2-16-02	A	L	79-85	2-27-26	A	L	17-30	2-24-64	H	L	55-64	2-10-99	A	W	64-59	1922-23	H	L	14-17
1-25-03	A	L	61-71	1-19-27	A	W	27-24	1-4-65	H	L	56-66	3-5-99	**N	L	53-77	1923-24	H	W	27-14
3-1-03	H	W	69-63	2-26-27	H	L	25-34	2-23-65	A	L	62-71	1-15-00	A	L	82-97	1-17-24	A	L	23-26
1-10-04	A	L	74-8																

SERIES RESULTS VS. NON-CONFERENCE OPPONENTS

1-24-29	A	L	21-30	2-17-64	A	L	48-50	1-8-00	A	L	79-97	LINDENWOOD (NU LEADS 1-0)	MARYLAND-EASTERN SHORE (NU LEADS 3-0)							
3-2-29	H	W	62-45	2-9-65	A	W	62-57	1-29-00	H	W	81-72	11-7-23	H	W	84-52	1-4-08	H	W	86-50	
1-10-30	A	W	41-39	3-8-65	H	L	67-79	1-30-01	A	W	63-61	LIPSCOMB (NU LEADS 2-0)	1-7-03	H	W	70-60	1-3-09	H	W	88-56
2-1-30	H	L	42-46	1-15-66	A	W	82-71	2-14-01	H	W	82-56	12-22-03	H	W	75-52	<u>1-2-10</u>	H	W	<u>74-60</u>	
2-9-31	A	W	37-31	3-1-66	H	W	79-69	3-8-01	**N	L	58-62	Totals		145-112	Totals			248-166		
2-24-31	H	L	30-32	12-27-66	*N	L	81-98	2-9-02	H	W	99-82	LONG BEACH STATE (NU LEADS 4-0)	MCNEESE (NU LEADS 1-0)							
1-18-32	A	L	20-32	2-4-67	A	W	67-59	3-2-02	A	L	58-67	12-6-74	N	W	67-55	11-25-20	H	W	102-55	
2-6-32	H	W	32-26	2-25-67	H	W	79-71	1-22-03	A	L	53-77	1-9-95	A	W	82-71	MEMPHIS (NU TRAILS 0-2)				
1-14-33	H	W	31-25	12-30-67	*N	W	66-62	2-25-03	H	W	68-61	1-6-96	H	W	69-68	11-25-22	N	L	61-73	
2-13-33	A	L	30-36	1-9-68	A	L	62-78	2-4-04	A	L	61-78	1-26-17	N	W	85-80	Totals			140-159	
1-15-34	A	L	24-25	2-10-68	H	W	92-68	2-18-04	H	L	58-63	Totals		303-274	MENASHA (NU LEADS 1-0)					
2-3-34	H	W	38-31	1-7-69	A	L	72-95	1-8-05	H	W	95-85 (20T)	11-18-05	H	W	80-65	1904-05	W		37-19	
1-21-35	A	L	41-47	3-1-69	H	W	88-71	3-5-05	A	L	53-73	LOUISIANA-LAFAYETTE (NU TRAILS 0-1)	MESA (NU LEADS 1-0)							
3-2-35	H	W	28-21	1-13-70	H	L	64-71	1-11-06	A	W	57-42	12-29-92	N	L	80-109	1-7-83	H	W	94-57	
2-1-36	H	W	43-30	2-21-70	A	L	62-79	3-1-06	H	L	64-66	LOUISIANA STATE (NU TRAILS 0-1)	MASSACHUSETTS (NU TRAILS 1-0)							
2-10-36	A	W	40-32	1-9-71	A	L	69-70	1-27-07	A	L	45-61	12-30-88	N	L	87-90	12-21-13	N	L	90-96	
1-30-37	A	W	41-38	3-2-71	H	W	87-71	2-13-07	H	W	74-63	LOUISIANA TECH (NU LEADS 1-0)	MIAMI (NU LEADS 4-2)							
2-15-37	H	W	40-37	2-1-72	H	W	61-60	2-6-08	A	L	59-74	11-20-05	H	W	59-56	12-22-51	A	L	60-70	
1-22-38	H	W	46-32	3-11-72	A	L	76-81 (OT)	2-28-08	H	W	71-64	11-19-16	H	W	65-54	12-18-70	H	W	85-58	
2-21-38	A	L	29-41	2-3-73	H	L	55-82	1-17-09	H	W	73-51	Totals		124-110	12-16-00	N	W	72-64		
1-17-39	A	L	38-43	3-3-73	A	L	70-97	2-28-09	A	L	72-77	LOUISVILLE (NU TRAILS 0-2)	MIAMI (OHIO) (NU LEADS 2-1)							
2-8-39	H	W	42-34	1-22-74	*N	L	47-68	2-2-10	H	L	57-76	12-30-46	A	L	53-68	12-17-62	H	W	72-69	
1-19-40	A	L	25-32	1-22-74	H	L	65-73	2-17-10	A	L	87-91	12-30-79	N	L	58-65	11-27-89	A	L	71-91	
2-13-40	H	W	61-28	3-2-74	A	W	58-54	2-2-11	A	L	53-69	Totals		111-133	12-22-90	H	W	88-73		
1-7-41	H	W	33-23	12-30-74	*N	L	63-80	2-23-11	H	L	57-61	LOYOLA (ILL.) (SERIES TIED 1-1)	MIDDLE TENNESSEE STATE (NU TRAILS 0-1)							
1-17-41	A	L	32-35	1-18-75	H	W	74-61	12-19-21	H	L	58-67	12-26-36	A	L	35-53	12-8-73	N	L	65-76	
1-6-42	H	W	44-38	2-19-75	A	L	64-65	12-17-22	A*	L	56-71	2-19-38	H	W	39-38	11-27-89	A	L	71-91	
2-2-42	A	L	35-38	1-17-76	A	W	65-59	<u>12-17-23</u>	A	W	62-46	Totals		74-91	12-22-90	H	W	88-73		
1-5-43	A	W	41-32	2-18-76	H	L	53-65	Totals		12,073-12,739	LOYOLA MARYMOUNT (NU LEADS 2-0)	MINNEAPOLIS YMCA (NU LEADS 1-0)								
2-17-43	H	W	50-47 (OT)	1-8-77	H	L	52-57	* at Kansas City			12-12-80	N	W	67-66	1903-04	W		15-10		
2-1-44	H	W	54-47	2-9-77	A	L	62-67	** Phillips 66 Big Eight/Big 12 Champ.			12-23-14	N	W	50-42 (ot)	MINNESOTA AG COLLEGE (NU TRAILS 0-1)					
2-29-44	A	L	37-40	12-29-77	*N	L	60-69	***Kansas State forfeit			Totals		117-108	1-4-35	A	L	35-36			
12-23-44	*N	L	46-49	1-7-78	A	W	77-63	KENNESAW STATE (NU LEADS 1-0)			LOYOLA MARYMOUNT (NU LEADS 2-0)	MINNESOTA DULUTH (NU LEADS 1-0)								
1-20-45	A	L	48-70	2-8-78	H	W	63-50	12-5-92	H	W	85-61	12-12-80	N	W	67-66	12-3-73	H	W	77-50	
2-24-45	H	L	47-55	1-17-79	H	W	55-53	12-21-00	N	W	69-68	12-23-14	N	W	50-42 (ot)	MILLIKIN (NU TRAILS 0-1)				
12-15-45	*N	W	62-47	2-7-79	A	L	46-58	11-24-12	H	L	60-74	Totals		214-203	1-4-35	A	L	35-36		
1-2-46	H	W	44-37	2-28-79	**A	L	60-61 (20T)	KENT STATE (NU LEADS 2-1)			KENTUCKY (NU TRAILS 1-2)	LUBBOCK CHRISTIAN (NU LEADS 1-0)								
2-28-46	A	L	49-54	1-26-80	A	L	64-66 (20T)	12-5-92	H	W	85-61	11-21-06	H	W	65-42	MINNEAPOLIS YMCA (NU LEADS 1-0)				
1-4-47	A	L	54-63	2-20-80	H	W	70-58	12-21-00	N	W	69-68	12-15-72	A	L	60-85	1903-04	W		15-10	
2-27-47	H	W	54-50	2-29-80	**N	L	59-60	12-22-21	H	W	88-74	Totals		127-166	12-15-73	H	W	76-50		
1-31-48	H	L	45-64	1-14-81	H	W	59-49	KNOX (NU LEADS 1-0)			LOYOLA MARYMOUNT (NU LEADS 2-0)	MAINE (NU LEADS 1-0)								
2-27-48	A	L	49-56	2-14-81	A	L	49-66	2-26-20	A	W	31-24 (OT)	11-7-23	H	W	79-66	MINNESOTA AG COLLEGE (NU TRAILS 0-1)				
12-28-48	*N	L	34-48	2-3-82	H	L	64-75	LA SALLE (SERIES TIED 1-1)			MANKATO STATE (NU LEADS 1-0)	MINNESOTA DULUTH (NU LEADS 1-0)								
1-31-49	H	W	70-48	2-27-82	A	L	50-67	12-16-66	N	L	76-99	12-22-76	H	W	64-61	12-3-73	H	W	77-50	
3-1-49	A	L	28-53	1-26-83	A	W	59-43	12-18-40	H	W	40-39	MARIST (NU LEADS 1-0)	MISSISSIPPI (NU TRAILS 1-2)							
1-30-50	H	W	65-63 (OT)	2-16-83	A	W	56-45	12-16-41	A	L	27-42	11-24-17	N	W	84-59	12-17-77	H	W	80-70	
3-11-50	A	L	60-63	2-4-84	A	W	47-46	12-15-72	A	L	60-85	MARQUETTE (TIED 4-4)	MISSISSIPPI STATE (NU TRAILS 0-2)							
12-29-50	*N	L	53-72	2-28-84	H	W	63-56	Totals		151-159	12-20-33	A	L	22-25	12-30-95	N	L	66-69		
2-5-51	H	L	50-79	3-7-84	**H	L	39-41	LAWRENCE (NU LEADS 1-0)			12-14-40	H	W	35-20	3-24-08	A	L	75-85 (ot)		
2-26-51	A	L	48-74	1-16-85	H	W	75-63	1904-05	W	37-24	12-31-45	A	L	36-49	Totals			222-225		
12-27-51	*N	L	67-87	2-16-85	A	L	62-68	LEHIGH (NU LEADS 1-0)			12-21-57	A	L	64-79	MISSISSIPPI STATE (NU TRAILS 0-2)					
1-12-52	A	L	36-71	2-5-86	***H	L	54-64	12-4-87	H	W	71-66	12-8-58	H	W	62-60	12-30-95	N	L	66-69	
3-1-52	H	L	60-75	3-1-86	A	W	64-60	LEWIS (NU TRAILS 0-1)			3-11-87	H	W	78-76	3-14-18	A	L	59-66		
2-7-53	H	W	80-67	1-10-87	A	L	82-114	1904-05	L	32-61	12-21-04	A	L	62-81	Totals			125-135		
3-10-53	A	L	80-108	2-14-87	H	W	78-76	LINCOLN HIGH (NU LEADS 1-0)			11-30-05	H	W	84-74	MISSISSIPPI VALLEY STATE (NU LEADS 2-0)					
12-26-53	*N	W	78-74	3-6-87	**N	L	45-47	1903-04	W	49-26	Totals		445-464	3-13-67	N	L	88-119			
1-11-54	H	W	88-75	2-6-88	A	L	63-65	LAWRENCE (NU LEADS 1-0)			MARSHALL (NU TRAILS 0-1)	MARSHFIELD (NU LEADS 1-0)								
2-6-54	A	L	70-91	3-2-88	H	L	67-77	1904-05	W	37-24	3-13-67	N	L	88-119	2-19-1907	A	W	33-16		
1-11-55	H	W	69-59	3-11-88	**N	L	70-75	LEHIGH (NU LEADS 1-0)			MARSHFIELD (NU LEADS 1-0)	MARY (NU LEADS 1-0)								
2-5-55	A	L	62-79	1-21-89	H	L	68-80	12-4-87	H	W	71-66	11-15-17	A	W	70-38	1-31-08	H	W	41-30	
12-30-55	*N	L	51-79	2-11-89	A	L	66-80	LEWIS (NU TRAILS 0-1)			MARY (NU LEADS 1-0)	MARYLAND-BALTIMORE COUNTY (SERIES TIED 1-1)								
2-6-56	H	L	52-66	2-3-90	H	W	74-71	1904-05	L	32-61	12-17-22	H	W	78-76	1-17-89	H	W	86-65		
2-20-56	A	L	50-73	3-3-90	A	L	57-80	LINCOLN HIGH (NU LEADS 1-0)			12-18-1902	H	W	25-18	12-23-08	H	L	64-66		
2-4-57	A	L	53-89	1-5-91	A	W	74-69	1903-04	W	49-26	1-24-1903	H	L	24-35	Totals			150-131		
2-18-57	H	L	56-81	2-23-91	H	W	85-78	LINCOLN YMCA (NU LEADS 10-4)			2-20-1903	H	W	33-20	MARY (NU LEADS 1-0)					
12-28-57	*N	L	57-88	2-8-92	A	L	66-70	2-2-1897	H	W	11-8	1903-1904	W	Score NA	11-15-17	A	W	70-38		
1-11-58	A	L	59-74	3-4-92	H	W	91-62	2-23-1897	H	W	23-14	1903-1904	W	Score NA	MARSHALL (NU TRAILS 0-1)					
3-3-58	H	W	55-48	1-23-93	H	L	64-66	1-8-1898	H	L	9-15	1903-1904	W	Score NA	3-13-67	N	L	88-119		
2-2-59	H	L	43-50	2-13-93	A	W	80-59	2-1-1898	H	L	13-20	MARSHFIELD (NU LEADS 1-0)	MARY (NU LEADS 1-0)							
3-9-59	A	L	54-76	3-12-93	**N	L	45-47	1899-00	H	W	39-7	2-19-1907	A	W	33-16	1-17-89	H	W	86-65	
12-29-59	*N	L	63-71	2-9-94	A	W	76-68	1900-01	H	W	10-8	Totals		445-464	MARY (NU LEADS 1-0)					
2-20-60	H	W	70-60	2-26-94	H	W	86-77	2-1-1902	H	W	32-30	MARYLAND-BALTIMORE COUNTY (SERIES TIED 1-1)	MISSISSIPPI (NU TRAILS 1-2)							
3-5-60	A	L	74-83	1-12-95	H	W	78-56	12-18-1902	H	W	25-18	1-17-89	H	W	86-65	12-17-77	H	W	80-70	
2-27-61	H	L	67-77	3-1-95	A	L	73-75	1-24-1903	H	L	24-35	11-6-18	W	W	106-37	12-16-78	N	L	67-70	
3-4-61	A	L	56-75	1-31-96	A	L	68-77	2-20-1903	H	W	33-20	Totals		203-88	3-24-08	A	L	75-85 (ot)		
12-27-61	*N	L	48-60	3-3-96	H	W	70-66	1903-1904	W	Score NA	MARY (NU LEADS 1-0)	MISSISSIPPI (NU TRAILS 1-2)								
2-3-62	A	L	53-72	1-15-97	H	W	87-77 (OT)	1903-1904	H	W	31-12	11-15-17	A	W	70-38	Totals			222-225	
3-7-62	H	L																		

N 2024-25 NEBRASKA BASKETBALL

SERIES RESULTS VS. NON-CONFERENCE OPPONENTS



Jason Dourisseau was a two-year starter for the Huskers and helped the Huskers to a pair of NIT appearances during his career.



Walter Pitchford helped the Huskers to 19 wins and a berth in the 2014 NCAA Tournament, the school's first since 1998.



Isaac Copeland helped Nebraska to consecutive postseason appearances in 2018 and 2019.

2-9-18	H	L	8-16	2-11-57	H	W	53-49	2-21-93	A	W	76-75
2-14-19	A	W	28-26	1-6-58	A	L	54-55	1-24-94	H	L	73-89
2-15-19	A	W	21-14	2-12-58	H	W	67-62 (OT)	3-5-94	A	L	78-80
1-13-22	H	L	31-46	1-12-59	H	W	81-69	3-12-94	**N	W	98-91
2-24-22	A	L	16-55	3-2-59	A	W	81-79	1-7-95	H	L	74-82
1-22-23	A	L	18-33	12-30-59	*N	W	78-67	2-22-95	A	W	78-75
2-24-23	A	L	22-39	1-11-60	A	L	61-69	1-24-96	H	W	76-58
1-5-24	H	W	24-18	2-1-60	H	W	64-59	2-7-96	A	L	98-99
2-8-24	A	W	31-11	12-29-60	*N	W	90-72	1-18-97	H	W	76-53
2-21-25	A	W	25-20	1-7-61	H	W	62-48	1-22-97	A	L	74-75
2-27-25	H	W	24-21	3-6-61	A	L	76-97	3-6-97	**N	L	72-78
2-19-26	H	L	24-26	2-17-62	A	W	65-63	2-4-98	A	L	76-81 (OT)
3-5-26	A	L	22-24	2-24-62	H	L	63-81	2-18-98	H	W	67-66 (OT)
1-15-27	A	W	35-23	2-9-63	H	L	61-69	1-2-99	A	L	57-80
2-14-27	H	W	27-22	3-6-63	A	L	72-84	2-6-99	H	W	69-61
12-17-27	A	L	15-36	1-11-64	H	W	74-69 (OT)	2-5-00	H	L	78-84
1-7-28	H	W	36-26	2-1-64	A	L	60-78	3-1-00	A	L	72-86
1-12-29	H	L	25-30	2-15-65	H	L	74-92	1-6-01	A	L	66-68
2-25-29	A	W	39-33	3-2-65	A	L	66-84	1-24-01	H	W	85-79
1-18-30	A	L	21-27	12-27-65	*N	W	69-67 (OT)	1-5-02	A	L	53-60
2-15-30	H	W	34-31	1-8-66	H	W	82-60	2-13-02	H	L	71-87
1-10-31	H	W	42-32	2-19-66	A	W	71-53	1-29-03	H	L	56-63
2-7-31	A	L	20-33	1-28-67	H	W	99-82	2-18-03	A	L	50-67
1-16-32	A	L	18-30	2-28-67	A	W	80-73	3-13-03	**N	L	61-70
2-26-32	H	L	28-32	1-13-68	H	W	75-66	1-24-04	A	L	51-72
1-7-33	A	L	33-37	3-7-68	A	L	70-91	2-7-04	H	W	78-62
2-25-33	H	L	31-39	12-30-68	*N	W	76-70	1-22-05	A	L	70-80
1-13-34	A	L	26-36	2-1-69	H	W	87-71	2-19-05	H	L	53-56
2-9-34	H	W	34-27	2-11-69	A	L	60-79	3-10-05	**N	L	67-70
1-19-35	A	L	31-32	2-14-70	H	W	60-48	1-28-06	H	W	65-52
2-4-35	H	L	21-23	2-28-70	A	L	63-80	3-5-06	A	L	63-64
1-10-36	H	W	31-26	2-13-71	H	W	81-72	3-9-06	**N	W	71-64
2-8-36	A	W	43-33	2-27-71	A	L	65-77	2-3-07	A	W	66-61
1-9-37	A	W	31-22	12-27-71	*N	L	64-76	2-24-07	H	W	82-77 (OT)
2-19-37	H	W	50-21	2-15-72	A	L	65-80	1-30-08	A	W	66-62
1-14-38	H	L	18-27	3-4-72	H	L	54-61	2-13-08	H	L	78-86 (OT)
2-12-38	A	L	30-38	1-27-73	H	L	65-78	3-13-08	**N	W	61-56
1-21-39	A	L	41-54	3-10-73	A	L	70-86	1-10-09	H	W	56-51
2-18-39	H	L	36-46	2-9-74	H	W	75-58	2-14-09	A	L	47-70
1-13-40	A	L	33-46	2-16-74	A	W	88-87	1-23-10	H	L	53-70
2-3-40	H	L	40-41	2-1-75	A	L	74-88	2-20-10	A	W	59-74
1-20-41	H	W	40-29	2-22-75	H	W	80-77	3-10-10	**N	W	74-60
2-15-41	A	W	38-36	1-31-76	H	L	57-62	1-12-11	A	L	69-77
1-12-42	H	W	51-45	2-21-76	A	L	84-95 (OT)	3-1-11	H	W	69-58
2-28-42	A	W	41-40	1-22-77	A	L	63-76	Totals			12,260-12,905
1-16-43	A	W	39-36	2-12-77	H	W	60-58	* at Kansas City			
2-20-43	H	W	56-50	1-21-78	H	W	56-55	** Phillips 66 Big Eight/Big 12 Championship			
2-5-44	H	L	32-36 (OT)	2-11-78	A	L	52-74	MISSOURI-ST. LOUIS			
2-12-44	A	L	29-44	3-3-78	**N	L	58-61	(NU LEADS 1-0)			
2-3-45	H	L	41-47	12-28-78	*N	W	58-56 (OT)	12-27-86	H	W	89-63
2-17-45	A	L	54-55 (2OT)	1-20-79	A	L	60-76	MISSOURI SOUTHERN			
12-14-45	*N	L	54-63	1-12-80	H	L	63-84	(NU LEADS 1-0)			
1-18-46	A	W	44-42	2-2-80	A	L	60-73	12-2-77	H	W	61-54
2-25-46	H	W	42-39	1-24-81	H	W	66-53	MISSOURI STATE (NU LEADS 2-0)			
1-18-47	A	L	41-47	2-21-81	A	L	45-55	1-15-83	H	W	98-46
2-22-47	H	L	49-60	1-16-82	H	L	42-44	11-19-18	N	W	85-62
12-18-47	*N	W	46-44	2-6-82	A	W	67-51	Totals			183-108
1-12-48	H	L	54-66	3-5-82	**N	L	53-58	MISSOURI WESTERN			
2-14-48	A	L	41-47	1-29-83	A	L	56-79	(NU LEADS 1-0)			
12-29-48	*N	L	50-52	2-26-83	H	L	51-54	12-20-82	H	W	93-43
2-21-49	H	W	47-46	3-11-83	**N	L	63-69	MONMOUTH (NU LEADS 1-0)			
3-7-49	A	W	52-48	1-21-84	H	L	48-50	12-4-99	H	W	63-47
2-6-50	H	W	50-41	2-11-84	A	W	61-56 (OT)	MONTANA (NU LEADS 3-2)			
2-20-50	A	W	55-48	1-26-85	H	W	74-66	12-19-36	H	W	53-39
12-28-50	*N	W	54-52	2-23-85	A	L	50-69	12-6-58	H	W	75-43
2-19-51	H	W	54-52	1-18-86	H	L	67-68	12-23-59	A	L	58-64
3-7-51	A	L	57-68	2-8-86	A	W	75-66	12-23-80	H	W	69-46
2-2-52	H	L	55-60	1-28-87	H	L	71-87	11-29-82	A	L	51-61
3-3-52	A	L	53-68	2-18-87	A	L	64-80	Totals			306-253
1-19-53	H	W	73-62	1-16-88	H	W	70-68	MONTANA STATE (NU LEADS 4-1)			
2-21-53	A	L	59-66	2-11-88	A	L	67-92	1-11-30	H	L	30-61
12-30-53	*N	L	57-72	1-28-89	H	L	72-89	12-23-77	H	W	104-60
1-18-54	H	W	80-72	2-19-89	A	L	63-79	12-3-84	H	W	86-65
3-1-54	A	L	67-82	3-10-89	**N	L	70-98	12-14-85	A	W	76-59
12-27-54	*N	L	58-75	1-13-90	H	L	95-111	1-2-05	H	W	78-45
1-8-55	A	L	59-67	2-10-90	A	L	85-107	Totals			374-290
2-14-55	H	L	73-76	1-30-91	H	W	89-75				
12-28-55	*N	L	66-71	2-20-91	A	L	71-91				
1-16-56	H	W	83-77	3-10-91	**N	L	82-90				
3-5-56	A	L	80-88	1-18-92	H	L	73-83				
12-28-56	*N	W	70-65	2-17-92	A	L	61-87				
1-19-57	A	W	84-65	1-30-93	H	W	88-87 (OT)				

**MOREHEAD STATE
(NU LEADS 2-0)**

12-29-88	N	W	81-77
12-2-94	H	W	96-55
Totals			177-132

MORGAN STATE (NU LEADS 1-0)

12-6-04	H	W	64-34
---------	---	---	-------

MORNINGSIDE (NU LEADS 7-0)

1903-04		W	57-27
1-26-11	A	W	23-19
1-27-12	A	W	62-10
12-17-19	H	W	37-14
12-18-19	H	W	39-9
2-24-20	A	W	44-12
2-25-20	A	W	50-13
Totals			312-104

MORRISON (NU TRAILS 0-1)

3-5-1908	A	L	19-23
----------	---	---	-------

MUSCATINE (NU TRAILS 0-1)

1-11-1908	H	L	21-39
-----------	---	---	-------

MURRAY STATE (NU TRAILS 0-2)

11-25-90	N	L	79-81
12-30-00	H	L	71-79
Totals			150-160

NATTC (NU TRAILS 0-1)

1-15-45	A	L	34-57
---------	---	---	-------

**NAVY PRE-FLIGHT
(NU TRAILS 0-2)**

1-30-45	H	L	42-62
2-20-45	A	L	41-55
Totals			83-117

**NEBRASKA WESLEYAN
(NU LEADS 20-6)**

12-13-1898	H	W	37-5
2-2-1899	A	W	57-3
1899-00	H	W	42-9
1-18-1902	H	W	63-14
1903-04		W	47-10
1903-04		L	31-32
1903-04		W	25-9
1904-05		W	32-31
1904-05		W	57-23
1-11-1907	A	W	38-26
3-25-1907	H	W	59-11
12-18-1907	A	W	33-19
3-8-1909	A	L	32-62
1-14-11	H	W	42-26
1-18-13	H	W	39-26
2-7-13	A	W	27-20
1-23-14	H	W	29-20
1-24-14	H	L	18-24
2-5-15	A	W	13-9
3-3-15	H	L	15-39
2-18-16	A	L	19-23
1916-17		W	27-14
1916-17		L	15-18
1917-18	A	W	18-10
1917-18	H	W	24-14
1922-23	H	W	24-22
Totals			863-519

NEVADA (NU LEADS 3-2)

12-30-47	A	L	58-63
12-14-70	H	W	116-71
12-12-77	H	W	67-50
3-18-97	A	W	78-68
11-26-20	H	L	66-69
Totals			385-321

NEW MEXICO (NU TRAILS 0-1)

3-17-09	A	L	71-83
---------	---	---	-------

NEW MEXICO STATE (TIED 1-1)

12-20-75	A	W	79-75
3-19-93	N	L	79-93
Totals			158-168

NEW ORLEANS (NU LEADS 1-0)

11-22-97	H	W	81-66
----------	---	---	-------

NIAGARA (NU LEADS 2-0)

1-1-38	A	W	43-37
3-19-04	H	W	78-70
Totals			121-107

NICHOLLS STATE (NU LEADS 1-0)

12-29-12	H	W	68-59
----------	---	---	-------

NORFOLK STATE (NU LEADS 1-0)

11-20-07	H	W	83-48
----------	---	---	-------

**NORTH CAROLINA
(NU TRAILS 0-1)**

1-6-73	N	L	62-79
--------	---	---	-------

**NORTH CAROLINA A&T
(NU LEADS 4-0)**

11-28-98	H	W	65-47
11-20-01	H	W	69-57
12-18-04	H	W	71-49
12-19-05	H	W	107-57
Totals			312-210

**NORTH CAROLINA CENTRAL
(NU LEADS 1-0)**

12-22-07	H	W	71-28
----------	---	---	-------

NC STATE (NU TRAILS 0-1)

12-1-21	A	L	100-104 (40T)
---------	---	---	---------------

NORTH DAKOTA (NU LEADS 4-2)

12-29-33	A	L	22-50
12-22-34	H	W	34-21
1-3-11	H	W	77-46
11-19-17	H	W	92-70
12-21-19	H	L	74-75
12-20-23	H	W	83-75
Totals			382-337

**NORTH DAKOTA STATE
(NU LEADS 1-0)**

12-30-33	A	W	32-29
11-28-20	H	W	79-57
Totals			111-86

NORTH TEXAS (NU LEADS 5-0)

11-24-72	H	W	64-46
12-10-74	A	W	69-56
12-2-88	H	W	90-84
11-29-06	H	W	76-57
11-13-17	H	W	86-67
Totals			385-310

NE LOUISIANA (NU LEADS 1-0)

11-25-94	H	W	99-77
----------	---	---	-------

**NE MISSOURI STATE
(NU LEADS 3-0)**

12-14-73	H	W	67-54
12-7-83	H	W	82-61
1-11-86	H	W	99-56
Totals			248-171

**NORTHEASTERN ILLINOIS
(NU LEADS 2-0)**

12-21-94	H	W	101-60
12-18-95	H	W	94-76
Totals			195-136

**NORTHERN COLORADO
(NU LEADS 3-0)**

1-2-48	A	W	58-54
12-19-49	H	W	63-43
1-3-06	H	W	60-50
Totals			241-147

**NORTHERN ILLINOIS
(NU LEADS 3-1)**

1-12-89	H	W	71-56
12-5-89	A	L	56-65
2-18-91	H	W	82-73
11-30-13	H	W	63-58
Totals			272-252

NORTHERN IOWA (NU LEADS 13-1)

12-11-48	H	W	63-52
12-14-49	H	W	60-54
12-19-50	H	W	63-55
12-1-51	H	W	60-44

12-1-60	H	W	78-68
---------	---	---	-------

12-10-62	H	W	78-59
----------	---	---	-------

12-7-70	H	W	95-71
---------	---	---	-------

12-20-73	H	W	73-55
----------	---	---	-------

12-29-81	A	W	53-42
----------	---	---	-------

12-17-83	H	W	90-64
----------	---	---	-------

12-31-93	H	W	70-63
----------	---	---	-------

12-22-94	A	W	95-88 (OT)
----------	---	---	------------

12-16-95	H	L	104-109
----------	---	---	---------

2-13-97	A	W	77-69
---------	---	---	-------

Totals			1,056-893
--------	--	--	-----------

**NORTHERN KENTUCKY
(NU LEADS 1-0)**

11-16-14	H	W	80-61
----------	---	---	-------

**NORTHERN MICHIGAN
(NU LEADS 1-0)**

12-15-69	H	W	92-68
----------	---	---	-------

**NW MISSOURI STATE
(NU LEADS 10-0)**

12-1-48	H	W	59-39
12-7-49	H	W	58-39
12-4-50	H	W	61-39
12-11-51	H	W	59-43
1-21-55	H	W	74-54
12-1-58	H	W	85-44
12-13-76	H	W	88-53
12-20-80	H	W	79-59
1-7-84	H	W	93-67
1-5-87	H	W	105-64
Totals			761-501

NOTRE DAME (NU LEADS 5-2)

2-20-20	A	W	25-18
2-21-20	H	W	31-15
2-18-21	H	W	25-18
2-19-21	H	W	39-21
12-9-57	A	L	56-69
12-14-59	H	L	62-70
12-11-61	H	W	65-61
Totals			303-262

OHIO (NU LEADS 4-0)

12-19-57	H	W	61-53
12-16-61	H	W	81-64
12-3-93	H	W	94-68
12-25-14	N	W	71-58
Totals			307-243

OKLAHOMA (NU TRAILS 83-105)

1-31-21	H	W	34-20
2-1-21	H	W	28-15
1-27-22	A	L	21-29
2-22-22	H	W	39-34
1922-23	H	W	25-19
1922-23	A	L	25-31
1923-24	H	W	35-21
1923-24	A	L	20-32
1-10-25	A	W	23-18
2-7-25	H	W	31-17
1926-27	A	W	37-29
1926-27	H	W	36-26
2-25-28	H	L	36-38
3-3-28	A	L	28-43
1-26-29	A	L	20-29
2-11-29	H	L	34-39
1-20-30	H	W	35-20
2-8-30	A	W	47-37
1-17-31	A	W	36-30
2-28-31	H	W	41-30
1-23-32	H	L	34-37
2-13-32	A	L	32-46
2-11-33	A	L	35-39
3-4-33	H	L	27-38
1-27-34	H	L	36-44
2-17-34	A	L	23-53
2-9-35	A	L	32-38
2-18-35	H	W	32-24
1-18-36	A	W	40-33
2-24-36	H	W	55-28
1-18-37	H	L	31-34
2-12-37	A	W	33-29
2-5-38	A	L	48-50

2-9-38	H	W	52-42
--------	---	---	-------

1-28-39	A	L	39-56
---------	---	---	-------

3-4-39	H	L	45-53
--------	---	---	-------

1-27-40	H	L	41-56
---------	---	---	-------

2-9-40	A	L	28-45
--------	---	---	-------

1-10-41	H	L	29-40
---------	---	---	-------

2-22-41	A	W	43-42
---------	---	---	-------

2-16-42	A	L	29-37
---------	---	---	-------

2-21-42	H	L	41-46
---------	---	---	-------

1-30-43	H	L	32-56
---------	---	---	-------

3-1-43	A	L	48-65
--------	---	---	-------

1-17-44	A	L	35-45
---------	---	---	-------

2-26-44	H	L	32-43
---------	---	---	-------

1-3-45	H	L	37-44
--------	---	---	-------

1-13-45	A	L	45-48
---------	---	---	-------

1-7-46	A	L	48-70
--------	---	---	-------

2-11-46	H	L	44-51
---------	---	---	-------

12-14-46	*N	L	52-63
----------	----	---	-------

1-6-47	H	W	44-41
--------	---	---	-------

2-17-47	A	L	49-63
---------	---	---	-------

12-19-47	*N	L	46-47
----------	----	---	-------

2-9-48	A	L	57-79
--------	---	---	-------

3-1-48	H	L	74-81
--------	---	---	-------

2-14-49	A	L	45-47
---------	---	---	-------

3-5-49	H	L	49-56
--------	---	---	-------

3-14-49	**N	W	57-56
---------	-----	---	-------

2-13-50	A	W	57-55
---------	---	---	-------

3-4-50	H	L	48-64
--------	---	---	-------



OKLAHOMA STATE (NU LEADS 64-54)

Table listing game dates, home/away status, and scores for Oklahoma State games.

Table listing game dates, home/away status, and scores for Oklahoma State games (continued).

*at Kansas City
**Phillips 66 Big Eight/Big 12 Championship

OLD DOMINION (NU LEADS 1-0)

Table listing game dates, home/away status, and scores for Old Dominion games.

OMAHA (NU LEADS 5-0)

Table listing game dates, home/away status, and scores for OMAHA games.

OMAHA ALUMNI (NU LEADS 3-0)

Table listing game dates, home/away status, and scores for OMAHA ALUMNI games.

OMAHA A.C. (NU LEADS 2-0)

Table listing game dates, home/away status, and scores for OMAHA A.C. games.

OMAHA CHRISTIAN (NU LEADS 1-0)

Table listing game dates, home/away status, and scores for OMAHA CHRISTIAN games.

OMAHA YMCA (NU LEADS 6-3)

Table listing game dates, home/away status, and scores for OMAHA YMCA games.

ORAL ROBERTS (NU LEADS 2-1)

Table listing game dates, home/away status, and scores for Oral Roberts games.

OREGON STATE (NU TRAILS 5-6)

Table listing game dates, home/away status, and scores for Oregon State games.

*at Sanford Pentagon

OTTUMWA NAVY (NU LEADS 2-0)

Table listing game dates, home/away status, and scores for Ottumwa Navy games.

PACIFIC (NU LEADS 3-1)

Table listing game dates, home/away status, and scores for Pacific games.

PENN (NU TRAILS 0-1)

Table listing game dates, home/away status, and scores for Penn games.

PENTAHLON (NU LEADS 1-0)

Table listing game dates, home/away status, and scores for Pentahlon games.

PEPPERDINE (NU LEADS 1-0)

Table listing game dates, home/away status, and scores for Pepperdine games.

PITTSBURGH (NU TRAILS 1-3)

Table listing game dates, home/away status, and scores for Pittsburgh games.

PORT WASHINGTON (NU LEADS 1-0)

Table listing game dates, home/away status, and scores for Port Washington games.

PORTAGE COMPANY F (NU TRAILS 0-2)

Table listing game dates, home/away status, and scores for Portage Company F games.

PORTLAND (NU LEADS 2-0)

Table listing game dates, home/away status, and scores for Portland games.

PORTLAND STATE (NU LEADS 1-0)

Table listing game dates, home/away status, and scores for Portland State games.

PRAIRIE VIEW A&M (NU LEADS 1-0)

Table listing game dates, home/away status, and scores for Prairie View A&M games.

PRESBYTERIAN (NU LEADS 1-0)

Table listing game dates, home/away status, and scores for Presbyterian games.

PRINCETON (NU LEADS 1-0)

Table listing game dates, home/away status, and scores for Princeton games.

PURDUE FORT WAYNE (NU LEADS 3-0)

Table listing game dates, home/away status, and scores for Purdue Fort Wayne games.

QUEENS (NU LEADS 1-0)

Table listing game dates, home/away status, and scores for Queens games.

RHODE ISLAND (NU LEADS 2-1)

Table listing game dates, home/away status, and scores for Rhode Island games.

RIDER (NU LEADS 1-0)

Table listing game dates, home/away status, and scores for Rider games.

RIPON (NU TRAILS 0-1)

Table listing game dates, home/away status, and scores for Ripon games.

SACRAMENTO STATE (NU LEADS 4-0)

Table listing game dates, home/away status, and scores for Sacramento State games.

SACRED HEART (NU LEADS 1-0)

Table listing game dates, home/away status, and scores for Sacred Heart games.

SAINT LOUIS (SERIES TIED 4-4)

Table listing game dates, home/away status, and scores for Saint Louis games.

ST. FRANCIS (PA.) (NU LEADS 1-0)

Table listing game dates, home/away status, and scores for St. Francis (PA.) games.

ST. JOHN'S (NU TRAILS 2-0)

Table listing game dates, home/away status, and scores for St. John's games.

ST. JOSEPH'S (IOWA) (NU LEADS 3-0)

Table listing game dates, home/away status, and scores for St. Joseph's (IOWA) games.

ST. JOSEPH'S (PA.) (NU LEADS 1-0)

Table listing game dates, home/away status, and scores for St. Joseph's (PA.) games.

ST. MARY'S (CALIF.) (TIED 1-1)

Table listing game dates, home/away status, and scores for St. Mary's (CALIF.) games.

ST. THOMAS (MINN.) (NU LEADS 1-0)

Table listing game dates, home/away status, and scores for St. Thomas (MINN.) games.

ST. THOMAS (PA.) (NU LEADS 1-0)

Table listing game dates, home/away status, and scores for St. Thomas (PA.) games.

SAMFORD (NU TRAILS 0-1)

Table listing game dates, home/away status, and scores for Samford games.

SAM HOUSTON (NU LEADS 4-1)

Table listing game dates, home/away status, and scores for Sam Houston games.

SAN DIEGO STATE (NU TRAILS 0-1)

Table listing game dates, home/away status, and scores for San Diego State games.

SAN FRANCISCO (NU LEADS 2-1)

Table listing game dates, home/away status, and scores for San Francisco games.

SAN JOSE STATE (NU LEADS 3-2)

Table listing game dates, home/away status, and scores for San Jose State games.

SANTA CLARA (NU TRAILS 1-2)

Table listing game dates, home/away status, and scores for Santa Clara games.

SAVANNAH STATE (NU LEADS 4-0)

Table listing game dates, home/away status, and scores for Savannah State games.

SETON HALL (NU LEADS 1-0)

Table listing game dates, home/away status, and scores for Seton Hall games.

SHATTUCK (NU LEADS 2-0)

Table listing game dates, home/away status, and scores for Shattuck games.

SIMPSON (SERIES TIED 1-1)

Table listing game dates, home/away status, and scores for Simpson games.

SIoux CITY YMCA (TIED 1-1)

Table listing game dates, home/away status, and scores for Sioux City YMCA games.

SMU (NU LEADS 4-2)

Table listing game dates, home/away status, and scores for SMU games.

SOUTH CAROLINA (TIED 1-1)

Table listing game dates, home/away status, and scores for South Carolina games.

SOUTH CAROLINA STATE (NU LEADS 3-0)

Table listing game dates, home/away status, and scores for South Carolina State games.

SOUTH CAROLINA UPSTATE (NU LEADS 1-0)

Table listing game dates, home/away status, and scores for South Carolina Upstate games.

SOUTH DAKOTA (NU LEADS 34-5)

Table listing game dates, home/away status, and scores for South Dakota games.



SERIES RESULTS VS. NON-CONFERENCE OPPONENTS

12-15-53	H	W	70-53
12-11-54	H	W	87-51
12-7-64	H	W	74-63
12-18-65	H	W	77-60
12-5-67	H	W	94-61
1-3-76	H	W	72-59
12-10-77	H	W	74-64
12-1-84	H	W	101-69
11-12-10	H	W	76-68
11-11-11	H	W	65-48
12-3-16	H	W	73-61
12-1-20	H	W	76-69
11-27-21	H	W	83-70
Totals			2,207-1,616

SOUTH DAKOTA STATE (NU LEADS 13-0)

12-20-28	H	W	36-25
1-14-30	H	W	29-27
2-1-46	H	W	52-50
2-4-47	H	W	53-34
2-3-48	H	W	66-56
12-3-49	H	W	61-32
12-2-57	H	W	64-52
11-30-74	H	W	87-72
11-30-79	H	W	100-83
12-7-81	H	W	70-51
12-8-05	H	W	76-67
11-26-11	H	W	76-64
11-15-19	H	W	90-73
Totals			860-686

SOUTH FLORIDA (NU LEADS 2-1)

12-5-02	A	L	60-65
12-6-03	H	W	75-52
11-27-19	N	W	74-67
Totals			209-184

SOUTHEASTERN LOUISIANA (NU LEADS 3-0)

1-5-10	H	W	77-59
11-22-15	H	W	92-65
11-11-18	H	W	87-35
Totals			256-159

SOUTHERN (NU LEADS 4-0)

11-11-12	H	W	66-55
12-20-16	H	W	81-76
12-22-19	H	W	93-86 (OT)
11-21-21	H	W	82-59
Totals			322-276

SOUTHERN COLORADO (NU LEADS 1-0)

11-29-84	H	W	89-67
----------	---	---	-------

SOUTHERN ILLINOIS (NU LEADS 2-0)

11-26-85	H	W	85-50
12-10-86	A	W	87-85
Totals			172-135

SOUTHERN MISS (NU TRAILS 0-2)

3-24-87	N	L	75-82
11-26-99	N	L	48-75
Totals			123-157

SOUTHERN UTAH (NU LEADS 4-1)

11-30-91	A	W	106-101
1-5-93	H	W	100-85
1-5-94	H	W	89-85
12-29-09	H	W	94-61
11-9-19	H	L	78-79 (2ot)
Totals			467-411

SOUTHEAST MISSOURI STATE (NU LEADS 2-0)

1-15-83	H	W	98-46
11-27-05	H	W	69-54
Totals			167-100

SOUTHWEST MINNESOTA STATE (NU LEADS 1-0)

12-29-18	H	W	79-38
----------	---	---	-------

SPRINGFIELD (MASS.) (NU LEADS 1-0)

12-17-52	H	W	82-73
----------	---	---	-------

STANFORD (NU TRAILS 3-6)

1-3-33	H	L	17-21
1-2-35	H	L	31-34
1-4-36	A	L	39-42
1-3-39	A	L	47-56
12-20-39	H	W	48-47
12-27-40	A	L	46-57
12-27-47	A	W	51-47
12-23-61	A	L	59-72
12-20-65	H	W	71-67
Totals			409-443

STETSON (NU LEADS 1-0)

12-29-17	H	W	71-62
----------	---	---	-------

STEVENS POINT A.C. (NU TRAILS 0-1)

1900-01	A	L	13-38
---------	---	---	-------

STONY BROOK (NU LEADS 1-0)

11-15-23	H	W	84-63
----------	---	---	-------

TAMPA (NU TRAILS 0-1)

12-21-51	A	L	76-81
----------	---	---	-------

TCU (NU LEADS 7-3)

12-20-51	A	L	57-58 (OT)
12-11-70	A	W	69-64
12-11-72	H	W	72-58
3-24-83	H	W	67-57
3-15-99	A	L	89-101
11-19-08	A	W	62-50
11-21-09	H	W	90-77
12-11-10	H	W	70-56
12-10-11	A	W	69-57
3-24-19	A	L	72-88
Totals			719-666

TEMPLE (NU TRAILS 0-1)

1-1-37	A	L	27-43
--------	---	---	-------

TENNESSEE (NU LEADS 3-0)

12-13-03	H	W	77-62
12-30-04	A	W	62-61
11-28-15	N	W	82-71
Totals			221-194

UT-MARTIN (NU LEADS 1-0)

11-28-14	H	W	75-64
----------	---	---	-------

TENNESSEE STATE (NU LEADS 1-0)

11-23-21	H	W	79-73
----------	---	---	-------

TENNESSEE TECH (NU LEADS 1-0)

12-14-90	H	W	113-92
----------	---	---	--------

TEXAS (NU TRAILS 6-16)

12-18-64	A	L	73-77
12-14-65	H	W	75-64
3-15-78	*A	L	48-67
11-28-93	H	L	75-78
1-4-95	A	L	74-102
1-3-96	H	W	85-69
11-23-96	A	L	81-83 (OT)
2-16-97	H	W	79-67
1-21-98	A	L	91-105
1-10-99	H	L	76-89
1-25-00	A	L	55-82
1-13-01	H	W	80-67
1-19-02	A	L	66-77
2-15-03	H	L	63-75
1-17-04	A	L	61-63
1-15-05	H	L	53-63
2-11-06	A	L	59-78
1-24-07	H	L	61-62
3-4-08	A	L	66-70
2-7-09	H	W	58-55
2-2-10	A	L	51-91
2-19-11	H	W	70-67
Totals			1,500-1,651

*National Invitation Tournament

TEXAS A&M (NU LEADS 12-9)

12-13-69	N	W	78-69
12-14-86	A	L	64-66
12-2-87	H	W	92-60
12-20-91	H	W	91-68
1-11-97	H	W	74-72
2-27-98	A	W	75-58
1-19-99	H	W	87-68
3-4-00	A	L	76-83 (OT)
2-28-01	H	W	97-69
2-20-02	A	W	82-72
1-15-03	H	L	52-53
2-11-04	A	W	83-77
1-26-05	H	W	77-67
2-25-06	A	L	55-66
2-10-07	H	L	55-66
2-23-08	A	W	65-59
2-24-09	H	L	55-57
1-9-10	A	L	53-64
3-11-10	N	L	64-70*
1-29-11	H	W	57-48
3-22-24	A#	L	83-98
Totals			1,5145-1,340

*Phillips 66 Big 12 Championship

#Memphis, Tenn.; NCAA Tournament

TEXAS A&M -CORPUS CHRISTI (NU LEADS 1-0)

12-29-19	H	W	73-52
----------	---	---	-------

UT-ARLINGTON (NU LEADS 1-0)

12-21-92	H	W	116-95
----------	---	---	--------

TEXAS STATE (NU LEADS 1-0)

12-4-98	H	W	63-54
---------	---	---	-------

TEXAS-RIO GRANDE VALLEY (NU LEADS 1-0)

12-02-09	H	W	81-53
----------	---	---	-------

TEXAS SOUTHERN (NU LEADS 1-0)

11-27-04	H	W	78-58
----------	---	---	-------

TEXAS-SAN ANTONIO (NU LEADS 6-0)

11-27-93	H	W	96-85
12-3-96	H	W	79-76
11-29-97	H	W	68-59
11-28-01	H	W	81-63
12-1-02	H	W	69-53
12-20-17	H	W	104-94
Totals			497-430

TEXAS TECH (NU LEADS 16-11)

12-9-55	H	W	69-63 (OT)
12-20-56	A	W	67-66
12-15-58	H	W	54-46
12-1-62	A	W	68-66
12-9-63	H	L	60-76
12-20-64	A	L	78-82
11-29-83	H	L	45-59
12-15-84	A	W	79-74 (OT)
12-11-88	A	W	71-69
12-9-89	H	W	76-69
2-8-97	A	L	74-87**
2-25-98	H	W	82-65
2-20-99	A	L	68-73
3-4-99	*N	W	69-50
1-19-00	H	W	70-67
2-21-01	A	L	64-65
1-30-02	H	W	80-69
2-5-03	A	L	49-75
2-24-04	H	W	72-44
1-29-05	A	L	68-84
2-18-06	H	L	64-70
2-6-07	A	W	61-59
2-9-08	H	W	73-62
1-31-09	A	W	82-69
2-27-10	H	W	83-79 (2OT)
1-22-11	A	L	71-72
11-20-18	N	L	52-70
Totals			1,782-1,654

*Phillips 66 Big 12 Championship

**Texas Tech later forfeited game

TOLEDO (NU LEADS 3-0)

12-8-90	H	W	105-68
1-2-92	A	W	57-52
11-24-95	N	W	72-59
Totals			234-179

TOPEKA YMCA (SERIES TIED 1-1)

3-3-1902	A	L	36-52
3-22-1902	H	W	27-13
Totals			63-65

TULANE (NU LEADS 3-0)

3-17-83	H	W	72-65
3-26-96	N	W	90-78
11-21-11	H	W	61-57
Totals			223-200

TULSA (NU TRAILS 1-2)

12-1-97	A	L	68-85
12-1-98	H	L	49-52
12-22-09	N	W	74-70
Totals			191-207

UAB (NU TRAILS 2-3)

11-24-78	A	W	64-55
12-22-79	H	W	92-84 (4OT)
12-2-04	A	L	66-80
12-3-05	H	L	72-73
11-22-13	N	L	74-87
Totals			368-379

UCF (NU TRAILS 0-1)

11-23-17	N	L	59-68
----------	---	---	-------

UNC GREENSBORO (NU LEADS 2-0)

11-16-97	H	W	75-51
11-14-98	H	W	79-59
Totals			154-110

UNC WILMINGTON (NU LEADS 1-0)

12-5-97	H	W	85-68
---------	---	---	-------

UNLV (SERIES TIED 1-1)

12-23-78	A	L	63-79
3-10-99	H	W	68-55
Totals			131-134

UTAH (NU TRAILS 1-2)

12-30-35	A	W	48-47
12-27-39	H	L	40-63
12-13-80	A	L	55-57
Totals			143-167

UTAH STATE (NU LEADS 2-0)

N 2024-25 NEBRASKA BASKETBALL SERIES RESULTS VS. NON-CONFERENCE OPPONENTS



Ryan Anderson became the first Husker to score 1,000 points, grab 500 rebounds and hit 150 3-pointers in his collegiate career.



Mikki Moore ranks second in school history with 236 blocked shots. Moore also has three of the top-eight single-season totals in school history.



Shavon Shields was a two-time All-Big Ten selection in his career and finished fifth on NU's career scoring chart.



Bruce Chubick is one of only two players in school history to play in four straight NCAA Tournaments as a Husker.

WESTERN RESERVE (NU LEADS 2-0)

12-28-36	A	W	41-35
12-21-48	A	W	83-80
Totals			124-115

WICHITA STATE (TIED 6-6)

12-12-55	A	L	46-71
12-3-60	H	L	63-65
12-4-61	A	L	49-79
12-10-68	H	W	94-92 (3OT)
12-6-69	A	W	81-79 (OT)
12-23-70	A	W	72-71
12-4-71	H	L	61-74
1-7-74	A	L	58-66
12-14-74	H	W	78-65
12-12-92	A	W	71-64
12-11-93	H	W	94-72
3-16-11	A	L	49-76
Totals			816-874

WINTHROP (NU LEADS 2-0)

11-27-00	H	W	65-44
11-24-01	H	W	73-65
Totals			138-109

UW-GREEN BAY (NU LEADS 2-0)

1-2-91	A	W	70-63
12-30-91	H	W	76-68
Totals			146-131

UW-OSHKOSH (NU LEADS 1-0)

1-4-80	H	W	96-72
--------	---	---	-------

UW-STEVENS POINT (NU LEADS 2-0)

11-30-81	H	W	74-45
1-9-85	H	W	69-62
Totals			143-107

UW-STOUT (NU LEADS 1-0)

11-23-85	H	W	71-53
----------	---	---	-------

UW-SUPERIOR (NU TRAILS 0-1)

12-28-31	A	L	34-36
----------	---	---	-------

WOFFORD (NU LEADS 1-0)

12-2-01	H	W	65-46
---------	---	---	-------

WYOMING (NU LEADS 16-10)

1-20-34	H	L	24-33
12-15-34	A	L	23-26
12-27-35	A	W	46-42
1-13-36	H	W	31-22
12-23-38	H	W	38-30
12-5-57	H	W	77-66
12-20-61	A	L	70-71
12-2-63	H	W	79-72
12-3-64	A	L	68-94
12-7-66	A	L	98-102
12-23-67	H	W	82-74
12-1-70	A	W	68-63

12-1-71	H	W	81-63
12-1-72	A	L	59-65
12-1-73	H	W	70-62
11-28-80	H	L	59-62 (OT)
11-27-81	A	L	48-62
12-18-82	H	W	68-57
12-20-83	A	W	67-64
12-10-84	H	W	79-65
11-30-85	A	W	64-53
12-20-86	H	W	62-61
12-19-87	A	L	58-87
1-23-89	H	W	71-58
1-22-90	A	L	65-95
12-20-06	N	W	73-58
Totals			1,628-1,545

XAVIER (NU TRAILS 0-2)


3-19-84	A	L	57-58
3-14-91	N	L	84-89
Totals			141-147

YALE (NU LEADS 1-0)

11-19-05	H	W	73-64
----------	---	---	-------

YORK COLLEGE (NU LEADS 1-0)

1916-17	W	23-14
---------	---	-------



Stu Lantz is one of four Huskers to have their jersey retired at Nebraska. Lantz scored 1,269 points and averaged 16.9 ppg over his three-year Husker career.



Opponent	First Mtg.	Last Mtg.	W-L														
				Eastern Washington	1980	2010	5-0	Loyola (Ill.)	1937	1938	1-1	Oklahoma	1921	2022	83-105		
				Emporia State	1956	1956	1-0	Loyola Marymount	1981	2014	2-0	Oklahoma City	1964	1966	1-1		
				Evansville	1985	1986	1-1	Lubbock Christian	2006	2006	1-0	Oklahoma State	1927	2018	64-54		
Abilene Christian	2015	2015	1-0	Fairleigh Dickinson	2003	2003	1-0	MacMurray	1974	1974	1-0	Old Dominion	1997	1997	1-0		
Air Force	1960	1982	4-1	Florida A&M	1994	2023	3-0	Maine	2022	2022	1-0	Omaha	1988	2022	5-0		
Alabama	1955	1986	0-2	Florida Gulf Coast	2011	2013	2-0	Mankato State	1977	1977	1-0	Omaha Alumni	1913	1915	3-0		
Alabama A&M	2005	2007	3-0	Florida State	2005	2022	2-1	Marist	2017	2017	1-0	Omaha Athletic Club	1920	1920	2-0		
Alabama State	2008	2008	1-0	Fond du Lac	1901	1901	0-1	Marquette	1934	2005	4-4	Omaha Christian	1904	1904	1-0		
Alaska-Fairbanks	2000	2002	1-1	Fordham	1993	1993	1-0	Marshall	1967	1967	0-1	Omaha YMCA	1898	1905	6-3		
Alcorn State	2007	2011	3-0	Fort Dodge	1905	1918	5-1	Marshallfield	1907	1907	1-0	Oral Roberts	2000	2002	2-1		
Angelo State	1980	1980	1-0	Fort Dodge Co. G	1915	1915	0-1	Mary	2016	2016	1-0	Oregon	1942	2012	7-6		
Appalachian State	1993	1995	2-1	Fort Riley	1906	1906	1-0	Maryland	2015	2024	4-12	Oregon State	1941	2023	5-6		
Arizona	1961	2000	2-2	Fresno State	1952	1996	2-0	Maryland Eastern Shore	2008	2010	3-0	Ottumwa Navy	1947	1947	2-0		
Arizona State	1969	2008	3-4	Furman	1988	1989	2-0	McNeese	2020	2020	1-0	Pacific	1967	2002	3-1		
Arkansas	1933	1998	2-6	Gardner Naval Res.	1943	1943	0-2	Memphis	1955	2022	0-2	Penn State	1981	2024	13-14		
Arkansas State	1989	2013	2-0	Gardner-Webb	2016	2016	0-1	Menasha	1905	1905	1-0	Pennsylvania	1994	1994	0-1		
Arkansas Tech	1979	1979	1-0	George Mason	2019	2019	0-1	Mesa	1983	1983	1-0	Pentahlon	1945	1945	1-0		
Arkansas-Little Rock	1987	1987	1-0	George Washington	1937	1937	0-1	Miami	1952	2015	4-2	Pepperdine	1990	1990	1-0		
Arkansas-Pine Bluff	2004	2022	6-0	Georgia	1986	2013	2-1	Miami (Ohio)	1963	1991	2-1	Pittsburgh	1930	2001	1-3		
Auburn	2021	2021	0-1	Georgia Southern	1996	1996	1-0	Michigan	1950	2024	5-22	Port Washington	1905	1905	1-0		
Augustana (S.D.)	1969	1984	3-0	Georgia State	1973	1974	2-0	Michigan State	1920	2023	10-23	Portage Co. F	1907	1908	0-2		
Baker	1905	1906	3-0	Georgia Tech	1984	2020	0-3	Middle Tenn. State	1974	1974	0-1	Portland	1967	1994	2-0		
Ball State	1981	2002	1-2	Grambling	1988	2010	3-1	Millikin	1935	1935	0-1	Portland State	1980	1980	1-0		
Baylor	1950	2014	12-11	Great Lakes	1942	1942	0-1	Minneapolis YMCA	1904	1904	1-0	Presbyterian	2007	2007	1-0		
Bellevue	1906	1906	1-0	Greeley H.S.	1903	1903	1-0	Minnesota	1902	2024	27-59	Princeton	1957	1957	1-0		
Bethune-Cookman	2003	2003	1-0	Grinnell	1907	1928	17-7	Minnesota Ag Coll.	1903	1903	0-1	Purdue	1948	2024	7-20		
Boston College	2017	2022	2-0	Hamline	1915	1917	2-0	Minnesota-Duluth	1974	1974	1-0	Purdue Fort Wayne	2002	2008	3-0		
Bowling Green	1991	1997	2-1	Harvard	1949	1990	3-0	Mississippi	1978	2008	1-2	Queens	2022	2022	1-0		
Bradley	1938	1959	2-5	Haskell	1902	1903	0-2	Mississippi State	1996	2017	0-2	Rhode Island	2011	2015	2-1		
Brandeis (Omaha)	1917	1917	1-0	Hastings	1920	1920	1-0	Mississippi Valley State	2015	2018	2-0	Rider	2023	2023	1-0		
Brigham Young	1931	2009	1-4	Hawaii	1968	2014	2-7	Missouri	1908	2011	93-126	Ripon	1905	1905	0-1		
Brown Coll. "B" Tm.	1906	1906	1-0	Hawaii-Hilo	1977	1977	0-1	Missouri Southern	1978	1978	1-0	Rutgers	2000	2024	11-9		
Burgess-Nash	1916	1916	1-0	Highland Park	1904	1908	1-2	Missouri State	1983	2018	2-0	Sacramento State	1979	2016	4-0		
Butler	1930	2019	3-1	Hillyard's	1927	1927	0-1	Missouri Western	1983	1983	1-0	Sacred Heart College	1913	1913	1-0		
Cal State Bakersfield	1980	1980	1-0	Hofstra	2006	2010	1-1	Missouri-St. Louis	1987	1987	1-0	Saint Louis	1930	2009	4-4		
Cal State Fullerton	1968	2023	3-0	Houston	1963	2006	1-3	Monmouth	2000	2000	1-0	Sam Houston	1989	2021	4-1		
California	1938	1973	6-7	Hudson College	1907	1907	1-0	Montana	1937	1983	3-2	Samford	2015	2015	0-1		
Camp Funston	1918	1918	0-1	Idaho	1950	1990	3-4	Montana State	1930	2005	4-1	San Diego State	1972	1972	0-1		
Canisius	1937	1985	1-1	Idaho State	1995	2021	2-0	Morehead State	1989	1995	2-0	San Francisco	1987	2000	2-1		
Carleton	1932	1933	0-2	Illinois	1921	2024	8-23	Morgan State	2004	2004	1-0	San Jose State	1948	2008	3-2		
Centenary	2002	2002	1-0	Illinois Wesleyan	1921	1921	1-0	Morningside	1904	1920	7-0	Santa Clara	1936	1985	1-2		
Central Arkansas	2014	2014	1-0	Incarante Word	2014	2014	0-1	Morrison	1908	1908	0-1	Savannah State	2002	2011	4-0		
Central City	1907	1907	1-0	Independence College	1906	1906	1-0	Murray State	1991	2001	0-2	SE Missouri State	1983	2005	2-0		
Central Michigan	2011	2012	2-0	Indiana	1920	2024	10-20	Muscatine	1908	1908	0-1	Seton Hall	2018	2018	1-0		
Chaminade	1988	1989	2-0	Iona	1983	2000	2-0	NATTC	1945	1945	0-1	Shattuck	1905	1906	2-0		
Charlotte	2008	2008	1-0	Iowa	1907	2024	15-25	Navy Pre-Flight	1945	1945	0-2	Simpson	1914	1917	1-1		
Cheyenne Business College	1903	1903	0-1	Iowa State	1909	2011	131-103	NE Missouri State	1974	1986	3-0	Sioux City YMCA	1902	1904	1-1		
Chicago Central	1905	1905	0-1	Jackson State	2009	2010	2-0	Nebraska Wesleyan	1899	1923	20-6	Sonoma State	1981	1981	1-0		
Chicago State	1990	2009	3-0	Jacksonville State	2012	2012	1-0	Nevada	1948	2020	3-2	South Carolina	1976	1977	1-1		
Chincinnati	1949	2015	1-5	K.C. Athletic Club	1906	1926	2-3	New Mexico	2009	2009	0-1	South Carolina State	2008	2023	3-0		
Clemson	2016	2018	1-1	Kansas	1900	2017	71-172	New Mexico State	1976	1993	1-1	South Carolina Upstate	2009	2009	1-0		
Colgate	1921	1999	3-1	Kansas City	1983	2009	11-1	New Orleans	1998	1998	1-0	South Dakota	1911	2021	34-5		
College of Charleston	1995	1995	1-0	Kansas City YMCA	1906	1906	1-0	Niagara	1938	2004	2-0	South Dakota State	1930	2019	13-0		
Colorado	1903	2011	77-71	Kansas State	1908	2023	94-129	Nicholls State	2012	2012	1-0	South Florida	2002	2019	2-1		
Colorado College	1903	1929	6-1	Kennesaw State	2021	2021	1-0	Norfolk State	2007	2007	1-0	Southeastern Louisiana	2010	2018	3-0		
Colorado State	1947	1999	7-3	Kent State	1993	2012	2-1	North Carolina	1973	1973	0-1	Southern	2012	2021	4-0		
Columbia	1988	1988	1-0	Kentucky	1941	1973	1-2	North Carolina A&T	1999	2005	4-0	Southern Colorado	1985	1985	1-0		
Coppin State	1997	1997	1-0	Knox	1920	1920	1-0	North Carolina Central	2007	2007	1-0	Southern Illinois	1986	1987	2-0		
Cornell (N.Y.)	1956	1983	2-0	La Salle	1967	1972	1-1	North Carolina State	2021	2021	0-1	Southern Methodist	1952	2000	4-2		
Cotner College	1909	1917	4-1	Lawrence	1905	1905	1-0	North Dakota	1934	2023	4-2	Southern Mississippi	1987	2000	0-2		
Creighton	1923	2023	27-30	Lehigh	1988	1988	1-0	North Dakota State	1934	2020	2-0	Southern Utah	1992	2019	4-1		
Crete	1907	1907	1-0	Lewis	1905	1905	0-1	North Texas	1973	2017	5-0	Springfield (Mass.)	1953	1953	1-0		
Davidson	2010	2010	0-1	Lincoln High School	1904	1904	1-0	Northeastern Illinois	1995	1996	2-0	St. Francis (Pa.)	2004	2004	1-0		
Dayton	2016	2016	1-0	Lincoln YMCA	1897	1909	10-4	Northern Colorado	1948	2005	3-0	St. John's	2017	2022	0-2		
Delaware State	1995	2017	5-0	Lipscomb	2023	2023	1-0	Northern Illinois	1989	2013	3-1	St. Joseph's (Iowa)	1913	1917	3-0		
Denver	1907	2003	6-2	Long Beach State	1975	2017	4-0	Northern Iowa	1949	1997	13-1	St. Joseph's (Pa.)	1996	1996	1-0		
Denver YMCA	1903	1903	1-0	Long Island	1987	1988	2-0	Northern Kentucky	2014	2014	1-0	St. Mary's (Calif.)	1947	1976	1-1		
DePaul	1908	1983	1-4	Longwood	2005	2005	1-0	Northern Michigan	1970	1970	1-0	St. Thomas (Minn.)	1917	1917	1-0		
Detroit	1938	1988	3-4	Louisiana	1993	1993	0-1	Northwestern	1934	2024	10-14	St. Thomas (Pa.)	1937	1937	1-0		
Doane	1899	2020	3-0	Louisiana State	1989	1989	0-1	Notre Dame	1920	1962	5-2	Stanford	1933	1966	3-6		
Doane	1899	1989	43-14	Louisiana Tech	2005	2016	2-0	NW Missouri State	1949	1987	10-0	Stetson	2017	2017	1-0		
Duquesne	1949	2023	2-2	Louisville	1947	1980	0-2	Ohio	1958	2014	4-0	Stevens Point A.C.	1901	1901	0-1		
Eastern Illinois	1991	2017	6-0					Ohio State	1937	2024	7-21	Stony Brook	2023	2023	1-0		
Eastern Michigan	2003	2003	1-0														

OPPONENTS



SW Minnesota State	2018	2018	1-0
Tampa	1952	1952	0-1
TCU	1952	2019	7-3
Temple	1937	1937	0-1
Tennessee	2003	2015	3-0
Tennessee State	2021	2021	1-0
Tennessee Tech	1991	1991	1-0
Texas	1965	2011	6-16
Texas A&M	1970	2024	12-9
Texas A&M-Corpus Christi	2019	2019	1-0
Texas Southern	2004	2004	1-0
Texas State	1999	1999	1-0
Texas Tech	1956	2018	16-11
The Citadel	1991	2013	4-0
Toledo	1991	1996	3-0
Topeka YMCA	1902	1902	1-1
Tulane	1983	2012	3-0
Tulsa	1998	2009	1-2
UAB	1979	2013	2-3
UC Davis	1978	1978	1-0
UC Irvine	1970	1987	2-2
UC Riverside	2019	2019	0-1
UC Santa Barbara	1979	2002	2-0
UCF	2017	2017	0-1
UCLA	1939	2016	2-6
UConn	1992	1997	0-2
UMass	2013	2013	0-1
UMBC	1989	2008	1-1
UNC Greensboro	1998	1999	2-0
UNC Wilmington	1998	1998	1-0
UNLV	1979	1999	1-1
USC	1963	2012	5-5
UT Martin	2014	2014	1-0
Utah	1936	1981	1-2
Utah State	1961	1978	2-0
Utah Valley State	2005	2005	1-0
UT-Arlington	1993	1993	1-0
UTEP	2012	2012	0-1
UT-Rio Grande Valley	2009	2009	1-0
UTSA	1994	2017	6-0
UW-Green Bay	1991	1992	2-0
UW-Oshkosh	1980	1980	1-0
UW-Stevens Point	1982	1985	2-0
UW-Stout	1986	1986	1-0
UW-Superior	1932	1932	0-1
Valparaiso	1920	2012	3-0
Vanderbilt	1956	2010	2-5
Villanova	1988	2015	0-3
Virginia	1998	1998	1-0
Virginia Tech	1995	2016	0-2
Wagner	1990	1990	1-0
Wake Forest	2011	2012	1-1
Washburn	1908	1908	1-0
Washington	1931	1997	3-6
Washington (Mo.)	1918	1949	12-6
Washington State	1967	2019	7-2
Weber State	1997	1997	1-0
Wesleyan Auto	1914	1914	0-1
West Virginia	1930	1930	0-1
Western Carolina	2000	2000	0-1
Western Illinois	1978	2021	6-1
Western Kentucky	1947	2007	1-3
Western Reserve	1937	1949	2-0
Wichita State	1956	2011	6-6
Winthrop	2000	2002	2-0
Wisconsin	1904	2024	17-22
Wofford	2002	2002	1-0
Wyoming	1934	2006	16-10
Xavier (Ohio)	1984	1991	0-2
Yale	2005	2005	1-0
York College	1917	1917	1-0

NU VS. NCAA DIVISION I CONFERENCES (2024-25 CONFERENCE ALIGNMENTS)

Conference (Number of Teams)	Gms.	W-L	Pct.
Metro Atlantic (13)	8	7-1	.875
America East (9)	3	2-1	.667
American Athletic (13)	41	26-15	.634
Atlantic Coast (18)	64	30-34	.469
Atlantic Sun (12)	7	7-0	1.000
Atlantic-10 (15)	26	13-13	.500
Big 12 (16)	1057	481-576	.455
Big East (11)	84	36-48	.429
Big Sky (10)	33	26-7	.788
Big South (9)	6	5-1	.833
Big Ten (18)	469	162-307	.345
Big West (11)	25	15-10	.600
Colonial (14)	10	9-1	.900
Conference USA (10)	17	10-7	.588
Horizon (11)	13	9-4	.692
Ivy League (8)	9	8-1	.889
Mid-American (12)	26	20-6	.769
Mid-Eastern (8)	15	15-0	1.000
Missouri Valley (12)	89	66-23	.742
Mountain West (11)	59	38-21	.644
Northeast (9)	8	8-0	1.000
Ohio Valley (11)	22	21-1	.955
Patriot (10)	5	4-1	.800
Southeastern (16)	485	206-279	.425
Southern (10)	11	9-2	.818
Southland (12)	9	8-1	.889
Soutwestern Athletic (12)	30	29-1	.967
Summit (9)	88	78-11	.876
Sun Belt (14)	14	9-5	.643
West Coast (11)	37	24-13	.649
Western Athletic (9)	8	7-1	.875

NEBRASKA IN EXHIBITION PLAY (63-7)

Season	Opponent	Result	Score	Season	Opponent	Result	Score
1966-67	Swedish Nationals	W	103-78	2001-02	Nebraska-Kearney	W	58-55
1968-69	Athletes in Action	W	74-65		Delta Jammers	W	75-57
1972-73	Yugoslavian	L	80-82	2002-03	EA Sports	W	63-46
1978-79	Windsor	W	113-69		Sports Tours Int'l.	W	113-76
1981-82	Windsor	W	94-51	2003-04	Alaska-Fairbanks	W	84-53
1982-83	Brandon	W	96-68		Athletes in Action	W	78-73
1983-84	Windsor	W	117-49	2004-05	Monterrey Tech	W	89-48
1985-86	Bratislava	W	101-67		Nebraska-Kearney	W	84-71
1986-87	Club Bosnia	W	90-82	2005-06	Nebraska-Omaha	W	70-65
1987-88	Czechoslovakia	L	66-69		Holy Family (Pa.)	W	76-54
1988-89	Athletes in Action (ot)	L	102-104	2006-07	Nebraska-Kearney	W	74-72
	Victoria All-Stars	W	109-84		SIU-Edwardsville	L	50-54
1989-90	Brisbane Bullets	W	76-74	2007-08	Nebraska Wesleyan	W	70-50
	Athletes in Action	W	104-90		Wayne State	W	74-51
1990-91	High Five America	W	128-89	2008-09	Chadron State	W	85-54
	Czechoslovakia	W	92-71	2009-10	Arkansas-Fort Smith	W	86-66
1991-92	Ukraine Nationals	W	80-71		Hastings	W	71-39
	High Five America	W	93-84	2010-11	Peru State	W	75-43
1992-93	Cuban Nationals	W	114-76		Bellevue	W	82-58
	Marathon Oil	W	126-96	2011-12	Doane	W	75-54
1993-94	Kiev Baskets	W	122-59	2012-13	Midland	W	68-40
	Marathon Oil	W	109-91	2013-14	Nebraska-Kearney	W	91-60
1994-95	USA Verich Reps	W	117-101	2014-15	Southwest Minnesota St.	W	83-61
	Russian Red Army	W	105-83	2015-16	Northern State	W	95-42
1995-96	Spalding Americas	W	113-68	2016-17	Chadron State	W	98-45
	Team Pella	W	97-75	2017-18	at Mississippi State @	W	76-72
1996-97	Pella Windows Basketball	W	82-71		Northwood (Mich.)	W	80-62
	Marathon Oil	W	82-81	2018-19	Wayne State	W	75-40
1997-98	Pella Windows Basketball	W	83-63	2019-20	Doane	W	91-63
	Marathon Oil	W	87-72	2021-22	Peru State	W	97-58
1998-99	Pella Windows Basketball	W	67-61		Colorado @	W	82-67
	Next Level Sports	W	86-76	2022-23	Chadron State	W	87-60
1999-2000	Calif. South All-Stars (ot)	W	107-99		at Colorado @	L	61-72
	Ural Great-Russia (ot)	L	98-102	2023-24	Doane	W	84-53
2000-01	Global Sports	L	62-74		@-NCAA Charity Exhibition		
	Sports Tours Int'l.	W	89-49				

2023-24 REVIEW

KEISEI
TOMINAGA

RIENK
MAST





Front row (from left): C.J. Wilcher, Cale Jacobsen, Ahron Ulis, Sam Hoiberg, Keisei Tominaga, Jeffrey Grace III, Jamarques Lawrence and Ramel Lloyd Jr. Back row (from left): Jarron Coleman, Brice Williams, Matar Diop, Blaise Keita, Head Coach Fred Hoiberg, Rienk Mast, Josiah Allick, Eli Rice, Henry Burt and Juwan Gary.

The 2023-24 season proved to be one of the most successful seasons in program history. Nebraska finished the season with a 23-11 record and reached the NCAA Tournament for the first time since 2014. The Huskers tied for third in the Big Ten standings which marked NU's best conference finish since 1992-93, while also reaching the Big Ten Tournament semifinals for the first time.

The Huskers were dominant at Pinnacle Bank Arena, going 18-1, including a pair of wins over top-10 teams while ranking among the national leaders in attendance at 14,597 fans per game. NU's 18 home wins were a school record, as Nebraska went a perfect 10-0 at home in Big Ten action.

The year was highlighted by an 88-72 win over No. 1 Purdue on Jan. 9, 2024, marking the program's first win over a top-ranked team since 1982 and the first one at home in 60 years. Nebraska shot the lights out, shooting 51 percent from the field, including 14-of-23 from 3-point range. Keisei Tominaga had 19 points, including five 3-pointers, to pace four Huskers in double figures while Brice Williams had nine points, 11 rebounds and a career-high nine assists. NU limited two-time National Player of the Year Zach Edey to just 15 points, well under his 25.2 points per game average.

The win over Purdue was one of several streaks snapped in 2023-24. NU broke four losing streaks of at least seven games in Big Ten play, picking up wins over Michigan State, Michigan, Indiana and Northwestern under Hoiberg. In the regular-season finale, NU picked up the program's first-ever win in Ann Arbor with an 85-70 victory. The win allowed Nebraska to tie for third in the Big Ten with a 12-8 mark, the program's second-highest total ever in conference wins.

Nebraska featured a balanced attack led by All-Big Ten performers Keisei Tominaga and Rienk Mast. Tominaga was a second-team honoree by the coaches while Mast

was a third-team selection from the coaches. Their selection to the All-Big Ten team marked the first time in 25 seasons that NU had multiple players on the top three all-conference teams.

Tominaga, a two-time All-Big Ten honoree, averaged 15.1 points per game and hit a team-high 76 3-pointers to rank eighth on Nebraska's single-season list. The 6-foot-2 guard posted a pair of 30-point games as a senior, including a career-high 31-point effort in an overtime loss at No. 13 Illinois and 30 points, including 23 in the first half, in the win at Michigan. Tominaga finished his three-year career with 1,074 and became the 31st Husker to reach the 1,000-point plateau. He also was selected to the NABC All-Star game and capped his career by winning the collegiate 3-point shootout at the Final Four.

Mast joined Tominaga on the All-Big Ten team, as

he averaged 12.3 points, 7.5 rebounds and 3.0 assists per game in his first season at Nebraska. The 6-foot-10 transfer from Bradley topped the Huskers in both rebounds and assists, while his 7.5 rebounds per game were the most by a Husker in the Big Ten era. Mast also totaled six double-doubles which was the most by a Husker since Aleks Maric in 2007-08, highlighted by a career-high 34-point, 10-rebound masterpiece against Ohio State. In that game, Mast hit 13-of-17 shots from the field, including six 3-pointers.

The Huskers' strength was its depth with four players averaging double figures and three others averaging at least 6.9 points per game. That helped the Huskers average 77.7 points per game, which was the program's highest scoring average since joining the Big Ten. NU also broke a school record with 319 3-pointers, shattering



Junior guard Brice Williams averaged 23.3 ppg on 50 percent shooting in Nebraska's three postseason games, including a team-high 24 points vs. Texas A&M in the NCAA Tournament.



Rienk Mast had a career-high 34 points on 13-of-17 shooting along with 10 rebounds in a win over Ohio State.

the old mark of 270, while pacing the Big Ten with 9.4 3-pointers per game.

The versatility of juniors Brice Williams and Juwan Gary allowed Nebraska to take advantage of its depth to mix and match various lineups. Williams averaged 13.1 points, 5.5 assists and 2.5 assists per game while he also guarded the opponent's top scoring threat. The 6-foot-7 wing ranked in the top three of the team in scoring, rebounding, assists, steal and blocks while also shooting 39 percent from 3-point range. He was a steady performer who played his best in the biggest moments, as he nearly posted a triple-double in the win over No. 1 Purdue and averaged 23.3 ppg on 50 percent shooting in the postseason. Williams closed the year with three straight 20-point games, including a 24-point effort in the loss to Texas A&M in the NCAA Tournament.

Gary provided toughness and grit to the Husker lineup. The 6-foot-6 forward averaged 11.6 points and 6.1 rebounds per game while providing the flexibility to guard multiple spots on defense. While he enjoyed three 20-point games, including a career-high 22-point effort in the win over Minnesota, he shined up in one of the biggest wins of the season, finishing with 13 points and a career-high 18 rebounds in a 62-46 win at Kansas State on Dec. 18. Gary had 13 of his 18 rebounds in the second half, nearly out-rebounding the KSU team by himself after halftime. That performance, along with a double-double from Rienk Mast, helped NU take control. The Huskers overcame a 34-31 deficit by outscoring Kansas State, 31-12 after halftime and holding KSU to 16 percent shooting in the second half.

Senior Josiah Allick joined Gary in providing the size and physicality in the frontcourt. Allick, a Lincoln native, averaged 7.3 points per game on 55 percent shooting. He played some of his best basketball down the stretch,

including double-doubles against Minnesota and in the NCAA Tournament against Texas A&M. Against the Aggies, Allick closed his career with 14 points, 11 rebounds and three assists.

For Big Ten Coach of the Year Fred Hoiberg, the Huskers' strength was a bench which provided their share of moments throughout the season. Nebraska's bench averaged a conference-best 21.5 points per game. NU had 27 double-figure efforts from its bench during the season.

C.J. Wilcher was a sharpshooter, averaging 7.9 points per game while pacing NU in 3-point percentage. He led the Huskers back in a win over No. 6 Wisconsin, scoring a career-high 22 points in the win, including 12 points during a 20-3 second-half run that helped wipe out a 19-point deficit.

Jamarques Lawrence found his stride after moving to the bench in February. He averaged 9.5 points per game over NU's 11 contests while shooting over 50 percent from the field and 3-point range. He enjoyed a team-best performance at Indiana on Feb. 21, scoring a career-high 19 points, including 5-of-5 from 3-point range to become just the fourth player in school history to go 5-of-5 from 3-point range.

Sam Hoiberg provided a spark and energy off the bench, averaging 3.4 points, 2.9 assists and 1.7 assists. He was second on the team with 31 and posted a team-best 2.5-to-1 assist-to-turnover ratio for the season, including a 3-to-1 ratio in conference play. He keyed decisive runs in wins over Oregon State and Purdue, including seven points in a 13-0 spurt to close the first half against the Boilermakers.

2023-24 BY THE NUMBERS

.939 - C.J. Wilcher finished the year going 31-of-33 from the foul line for a career-best .939 percentage. He was also perfect from the line in 23 attempts in Big Ten play.

.947 - Nebraska's home winning percentage, which was the highest for NU since the 1965-66 team went a 11-0 at home. The Huskers went 18-1 at Pinnacle Bank Arena in 2023-24.

1 - Nebraska's 88-72 win over No. 1 Purdue on Jan. 9, 2024, marked the fourth time that Nebraska knocked off a No. 1 ranked team and first since Feb. 6, 1982.

1.38 - Nebraska's assist-to-turnover ratio, which was the program's best since the 1985-86 season.

2 - Nebraska matched a school record with two turnovers in the win over Duquesne on Nov. 22.

3 - With wins over No. 1 Purdue and No. 6 Wisconsin, Nebraska has posted wins over top-10 teams three straight years.

4 - Nebraska was one of only four programs to improve by at least six games in each of the past two seasons, joining James Madison, Lamar and South Florida.

6 - Rienk Mast totaled a team-high six double-doubles in 2023-24, the most by a Husker since Aleks Maric had 15 during the 2007-08 season.

11 - Juwan Gary has 11 offensive rebounds against Kansas State, matching the highest single-game total by a Husker in the Big Ten era.

12 - Nebraska's 12 Big Ten wins marked NU's second-highest conference win total in school history.

18 - Nebraska went 18-0 when holding opponents to 70 points or less.

19 - Nebraska overcame a 17-point second-half deficit against Wisconsin on Feb. 1, matching its largest comeback of the Big Ten era (2011-12 to present).

23 - Nebraska has 23 double-figure runs in 2023-24, including a 20-0 spurt against Oregon State.

23 - Wins by Nebraska in 2023-24, a total which ranked second in school history. Only the 1990-91 team, which went 26-7, won more games in a season.

50 - Nebraska was one of 23 teams nationally to finish in the top 50 in both offensive and defensive efficiency according to KenPom.

77.7 - Nebraska's scoring average was the highest by a Husker team since the 1995-96 season.

319 - The Huskers set a school record with 319 3-pointers, breaking the mark of 270 in 2018-19. Nebraska led the Big Ten with 9.4 3-pointers per game.

14,597 - Nebraska ranked 15th nationally in average attendance during the 2023-24 season. NU has ranked in the top 25 nationally in attendance every year since Pinnacle Bank Arena opened in 2013-14.



#53 - JOSIAH ALLICK

6-8 | 231 | Forward
Lincoln, Neb.

NEBRASKA HONORS

- ▶ 2024 Big Ten Sportsmanship Nominee
- ▶ Tom Osborne Citizenship Team (2024)
- ▶ NU Scholar-Athlete Honor Roll (Fall, 2023; Spring 2024)

NEBRASKA CAREER HIGHS

Points:	16	Michigan (2/10/24)
Rebounds:	12	Rutgers (3/3/24)
Field Goals:	7	Michigan (2/10/24)
Field Goal Att.	10	Two times (last, 2/10/24)
3-Point FG	1	Six times (last, 2/21/24)
3-Point FG Att.	4	Creighton (12/3/23)
Free Throws	7	Northwestern (1/20/24)
Free Throw Att.	8	Two times (last, 3/15/24)
Assists	5	Duquesne (11/22/23)
Steals	3	at Illinois (2/4/24)
Blocks	3	at Rutgers (1/17/24)
Minutes	33	at Illinois (2/4/24)

CAREER RECAP

Josiah Allick played an integral role in Nebraska's breakthrough season, as the Huskers made the NCAA Tournament for the first time since 2014. He averaged 7.3 points on 55 percent shooting, 5.4 rebounds and 1.3 assists per game in 33 games, including 27 starts. He posted a pair of double-doubles, including a 14-point, 11-rebound effort in the Huskers' NCAA Tournament game against Texas A&M. His other double-double came in NU's Senior Day win over Rutgers when he tallied 10 points and a season-high 12 rebounds. Allick totaled 11 double-figure games in 2023-24, including a season-high 16 against Michigan. A Lincoln native who had previously played at Kansas City and New Mexico, Allick finished his college career with 1,246 points and 781 rebounds. After his college career, he joined the Huskers as a graduate assistant for the 2024-25 season.



ALLICK'S CAREER STATS

Year	G-GS	MP-MPG	FG-FGA	Pct.	3FG-3FGA	Pct.	FT-FTA	Pct.	O-D	Tot.-Avg.	F-DQ	A	TO	B	S	TP-Avg.
2019-20 ^	30-12	490/16.3	59-118	.500	8-31	.258	44-67	.657	37-81	118-3.9	91-3	10	31	18	16	170-5.7
2020-21 ^	22-22	592/26.9	133-232	.573	16-45	.356	48-74	.649	41-91	132-6.0	66-5	27	44	7	20	330-15.0
2021-22 ^	17-16	461/27.1	82-149	.550	13-36	.361	42-56	.750	23-81	104-6.1	53-2	19	39	8	9	219-12.9
2022-23 #	34-34	1086/31.9	113-203	.557	6-38	.158	54-81	.667	89-159	248-7.3	95-1	48	53	28	17	286-8.4
2023-24	33-27	785/23.8	83-151	.550	8-22	.364	67-104	.644	65-114	179-5.4	66-1	44	34	12	19	241-7.3
TOTAL	33-27	785/23.8	83-151	.550	8-22	.364	67-104	.644	65-114	179-5.4	66-1	44	34	12	19	241-7.3
All	136-111	3415/25.1	470-853	.551	51-172	.297	255-382	.668	255-526	781-5.7	371-12	148	201	73	81	1246-9.2

^-Statistics from Kansas City; #-Statistics from New Mexico

COLEMAN'S CAREER STATS

Year	G-GS	MP-MPG	FG-FGA	Pct.	3FG-3FGA	Pct.	FT-FTA	Pct.	O-D	Tot.-Avg.	F-DQ	A	TO	B	S	TP-Avg.
2019-20 ^	31-25	791/25.5	109-239	.456	26-80	.325	44-67	.657	25-123	148-4.8	56-1	91	83	8	27	288-9.3
2020-21 ^	13-10	351/27.0	62-130	.477	31-73	.425	25-32	.781	15-53	68-5.2	25-0	42	41	6	9	180-13.8
2021-22 #	31-21	888/28.6	97-269	.361	46-152	.303	27-42	.643	15-90	105-3.4	64-2	86	85	7	28	267-8.6
2022-23 ^	30-30	1026/34.2	143-380	.376	68-193	.352	76-98	.776	17-129	146-4.9	76-1	115	75	10	40	430-14.3
2023-24	12-0	144/12.0	9-36	.250	4-22	.182	7-11	.636	1-19	20-1.7	11-0	27	17	1	3	29-2.4
TOTAL	12-0	144/12.0	9-36	.250	4-22	.182	7-11	.636	1-19	20-1.7	11-0	27	17	1	3	29-2.4
All	117-86	3199/27.3	420-1054	.398	175-520	.337	179-250	.716	73-414	487-4.2	232-4	361	301	32	107	1194-10.2

^-Statistics from Ball State; #-Statistics from Missouri



#9 - JARRON COLEMAN

6-6 | 213 | Guard
Indianapolis, Ind.

NEBRASKA HONORS

- ▶ Tom Osborne Citizenship Team (2024)

NEBRASKA CAREER HIGHS

Points:	8	South Carolina State (12/29/23)
Rebounds:	6	Lindenwood (11/6/23)
Field Goals:	3	South Carolina State (12/29/23)
Field Goal Att.	7	South Carolina State (12/29/23)
3-Point FG	2	South Carolina State (12/29/23)
3-Point FG Att.	5	South Carolina State (12/29/23)
Free Throws	2	Two times (last, 11/15/23)
Free Throw Att.	3	Florida A&M (11/9/23)
Assists	6	South Carolina State (12/29/23)
Steals	1	Three times (last, 12/29/23)
Blocks	1	Florida A&M (11/9/23)
Minutes	20	Two times (last, 12/29/23)

CAREER RECAP

Jarron "Boogie" Coleman joined the Husker roster in August of 2023, and provided leadership to a young Husker backcourt. He played in 12 games in 2023-24, averaging 2.4 points and 2.3 assists per game. His best game of 2023-24 came against South Carolina State, when he totaled eight points, including a pair of 3-pointers, and six assists in 19 minutes. Coleman, who had played previously at both Ball State and Missouri, finished his college career with 1,194 points, 487 rebounds and 361 assists in 117 career games. He graduated from Ball State in July of 2023, becoming the first member of his family to graduate from college. Coleman earned second-team All-Mid-American Conference honors in 2022-23 at Ball State, leading the Cardinals in scoring (14.6 ppg), assists (3.8 apg) and steals (1.3 spg).





#30 - KEISEI TOMINAGA
 6-2 | 179 | Guard
 Moriyama Nagoya Aichi, Japan

CAREER HONORS

- ▶ Signed with Indiana Pacers
- ▶ Second-Team All-Big Ten (Coaches, 2024)
- ▶ Third-Team All-Big Ten (Media, 2024)
- ▶ Big Ten All-Tournament Team (2024)
- ▶ Honorable-Mention All-Big Ten (Media and Coaches, 2023)
- ▶ Japan Senior National Team (2022, 2023, 2024)
- ▶ Olympian (Japan, 3x3 Basketball, 2020; Basketball, 2024)
- ▶ Hanes Originals Soft Touch Men's 3-Point Champion (2024)
- ▶ NABC All-Star Game (2024)
- ▶ NU Outstanding Male Student-Athlete Finalist (2024)
- ▶ NU Outstanding Male Athlete of the Year Finalist (2024)
- ▶ UNL Gold Academic Medallion (2024)
- ▶ Academic All-Big Ten (2023, 2024)
- ▶ Nebraska Scholar-Athlete Honor Roll (Fall 2021, 2022, 2023; Spring 2023)
- ▶ NABC Honors Court (2023)
- ▶ Tom Osborne Citizenship Team (2023, 2024)
- ▶ University of Nebraska Graduate (May 2024)

NEBRASKA CAREER HIGHS

Points:	31	at Illinois (2/4/24)
Rebounds:	6	Two times (last, 3/10/24)
Field Goals:	12	Two times (last, 3/10/23)
Field Goal Att.	18	Two times (last, 3/16/24)
3-Point FG	5	Eight Times (last, 3/22/24)
3-Point FG Att.	11	Five times (last, 3/22/24)
Free Throws	9	Duquesne (11/22/23)
Free Throw Att.	10	Duquesne (11/22/23)
Assists	5	vs. Indiana (3/15/24)
Steals	5	at Kansas State (12/17/23)
Blocks	1	Four times (last, 3/22/24)
Minutes	43	Two times (2/18/23)



CAREER RECAP

Keisei Tominaga finished his Nebraska career as one of the best 3-point shooters in school history and helped Nebraska improve its win total in each of the past three seasons. The 6-foot-2 guard was a two-time All-Big Ten honoree as a Husker, as he totaled 1,074 points in three seasons to rank 30th on NU's career scoring list. In 2023-24, Tominaga put together his best season, as he averaged 15.1 points per game while posting career highs in nearly every offensive category en route to second-team All-Big Ten honors. His efforts helped Nebraska to a 23-11 record in 2023-24, a third-place Big Ten finish and the school's first NCAA Tournament appearance since 2014. Tominaga's 76 3-pointers in 2023-24 ranked eighth on NU's single-season chart while he ranked sixth in the Big Ten in 3-pointers per game as a senior. He had a career-high 31 points at Illinois, one of three career 30-point efforts as a Husker. He burst on the scene in 2022-23, as he earned garnered honorable-mention All-Big Ten honors, as he averaged 13.1 points per game. He shot 50 percent from the field, including 40 percent from 3-point range, while hitting a team-high 66 3-pointers to rank eighth in the Big Ten in 3-pointers per game. Tominaga was one of six players in Division I to shoot 50 percent from the field, 40 percent from 3-point range and 85 percent from the line while averaging double figures in 2022-23. Tominaga also starred on the international stage, as he represented Japan in several international competitions. He helped Japan qualify for the 2024 Paris Olympics with a strong performance, averaging 11.4 points per game as Japan went 3-2 in the event. He is a two-time Olympian, as he played 3x3 in the Tokyo Olympics before making the Senior National Team in the 2024 Paris Olympics. He graduated from Nebraska in 2024 with a degree in child, youth & family studies in May. Tominaga was a finalist for Outstanding Male Student-Athlete and Male Athlete of the Year for his achievements in the classroom and on the basketball court in 2023-24.



2023-24 REVIEW

KEISEI TOMINAGA'S CAREER STATS

Year	G-GS	MP-MPG	FG-FGA	Pct.	3FG-3FGA	Pct.	FT-FTA	Pct.	O-D	Tot.-Avg.	F-DQ	A	TO	B	S	TP-Avg.
2021-22	30-11	493/16.4	59-158	.373	36-109	.330	16-19	.842	8-37	45-1.5	20-0	18	10	1	23	170-5.7
2022-23	32-14	803/25.1	154-306	.503	66-165	.400	46-53	.868	10-41	51-1.6	31-0	22	27	2	18	420-13.1
2023-24	32-32	836/26.1	169-363	.466	76-202	.376	70-80	.875	8-66	74-2.3	42-0	45	38	1	29	484-15.1
TOTAL	94-57	2133/22.7	382-827	.462	178-476	.374	132-152	.868	26-144	170-1.8	93-0	85	75	4	70	1074-11.4

2024-25 NEBRASKA BASKETBALL 2023-24 SEASON STATISTICS

OVERALL RECORD: 23-11

##	Player	GP	GS	Min	Avg	TOTAL			3-PTS			FREE THROWS			REBOUNDS				Pts	Avg						
						FG	FGA	Pct	3FG	FGA	Pct	FT	FTA	Pct	Off	Def	Tot	Avg			PF	FO	A	TO	Blk	Stl
30	Tominaga, Keisei	32	32	836:11	26.1	169	363	.466	76	202	.376	70	80	.875	8	66	74	2.3	42	0	45	38	1	29	484	15.1
3	Williams, Brice	34	34	1010:42	29.7	143	-322	.444	50	129	.388	119	141	.844	30	156	186	5.5	87	3	84	61	21	37	455	13.4
51	Mast, Rienk	32	32	951:09	29.7	148	342	.433	42	122	.344	57	68	.838	61	180	241	7.5	63	1	95	58	16	13	395	12.3
4	Gary, Juwan	28	20	757:21	27.0	122	245	.498	26	85	.306	55	81	.679	62	108	170	6.1	61	2	35	20	21	31	325	11.6
0	Wilcher, C.J.	33	2	591:36	17.9	87	193	.451	50	127	.394	31	33	.939	12	37	49	1.5	39	0	28	32	6	17	255	7.7
53	Allick, Josiah	33	27	785:12	23.8	83	151	.550	8	22	.364	67	104	.644	65	114	179	5.4	66	1	44	34	12	19	241	7.3
10	Lawrence, Jamarques	34	23	798:58	23.5	81	193	.420	36	101	.356	37	48	.771	9	97	106	3.1	70	0	86	69	1	27	235	6.9
11	Rice, Eli	17	0	170:33	10.0	19	46	.413	10	27	.370	23	32	.719	4	23	27	1.6	14	0	6	4	4	3	71	4.2
1	Hoiberg, Sam	34	0	669:21	19.7	37	98	.378	15	49	.306	26	38	.684	19	79	98	2.9	67	0	59	24	3	31	115	3.4
9	Coleman, Jarron	12	0	143:53	12.0	9	36	.250	4	22	.182	7	11	.636	1	19	20	1.7	11	0	27	17	1	3	29	2.4
21	Diop, Matar	19	0	72:12	3.8	6	12	.500	1	2	.500	3	9	.333	4	13	17	0.9	11	0	5	6	3	3	16	0.8
31	Jacobsen, Cale	20	0	55:19	2.8	5	10	.500	1	3	.333	3	6	.500	0	3	3	0.2	5	0	5	2	0	1	14	0.7
24	Grace III, Jeffrey	16	0	22:42	1.4	2	4	.500	0	1	.000	2	5	.400	2	1	3	0.2	2	0	2	1	0	0	6	0.4
35	Burt, Henry	7	0	09:50	1.4	1	2	.500	0	1	.000	0	2	.000	0	3	3	0.4	1	0	0	0	0	0	2	0.3
TM	TEAM																									
	Total	34		6875		912	2017	.452	319	893	.357	500	658	.760	326	954	1280	37.6	539	7	521	377	89	214	2643	77.7
	Opponents	34		6875		854	2136	.400	288	885	.325	415	592	.701	414	854	1268	37.3	551	10	448	387	125	209	2411	70.9

BIG TEN RECORD: 12-8

##	Player	GP	GS	Min	Avg	TOTAL			3-PTS			FREE THROWS			REBOUNDS				Pts	Avg						
						FG	FGA	Pct	3FG	FGA	Pct	FT	FTA	Pct	Off	Def	Tot	Avg			PF	FO	A	TO	Blk	Stl
30	Tominaga, Keisei	20	20	541:32	27.1	105	225	.467	47	123	.382	44	48	.917	5	37	42	2.1	30	0	27	25	0	14	301	15.1
3	Williams, Brice	20	20	625:27	31.3	77	174	.443	27	67	.403	58	73	.795	17	96	113	5.7	58	3	51	41	9	28	239	12.0
51	Mast, Rienk	20	20	616:49	30.8	93	220	.423	26	77	.338	26	33	.788	30	105	135	6.8	42	1	62	38	13	12	238	11.9
4	Gary, Juwan	17	14	484:00	28.5	75	148	.507	14	48	.292	32	49	.653	31	63	94	5.5	40	1	17	13	13	18	196	11.5
0	Wilcher, C.J.	20	0	378:21	18.9	55	123	.447	35	83	.422	23	23	1.000	5	22	27	1.4	27	0	18	23	2	10	168	8.4
53	Allick, Josiah	19	14	438:19	23.1	47	80	.588	6	12	.500	33	56	.589	30	62	92	4.8	47	1	23	18	8	10	133	7.0
10	Lawrence, Jamarques	20	12	457:06	22.9	50	113	.442	24	58	.414	16	19	.842	3	58	61	3.1	45	0	50	44	0	18	140	7.0
11	Rice, Eli	8	0	80:23	10.0	9	17	.529	3	7	.429	10	12	.833	2	13	15	1.9	5	0	3	2	2	1	31	3.9
1	Hoiberg, Sam	20	0	411:17	20.6	17	51	.333	7	25	.280	19	24	.792	10	51	61	3.1	41	0	42	13	1	18	60	3.0
21	Diop, Matar	9	0	15:52	1.8	2	3	.667	1	1	1.000	0	0	.000	0	2	2	0.2	1	0	2	1	1	0	5	0.6
31	Jacobsen, Cale	11	0	11:33	1.1	1	1	1.000	0	0	.000	0	0	.000	0	0	0	0.0	2	0	2	0	0	0	2	0.2
9	Coleman, Jarron	2	0	05:26	2.7	0	1	.000	0	1	.000	0	0	.000	0	0	0	0.0	2	0	0	0	0	0	0	0.0
35	Burt, Henry	3	0	03:31	1.2	0	1	.000	0	1	.000	0	0	.000	0	1	1	0.3	1	0	0	0	0	0	0	0.0
24	Grace III, Jeffrey	7	0	05:23	0.8	0	0	.000	0	0	.000	0	2	.000	0	1	1	0.1	1	0	1	1	0	0	0	0.0
TM	TEAM																									
	Total	20		4075		531	1157	.459	190	503	.378	261	339	.770	157	537	694	34.7	342	6	298	228	49	129	1513	75.7
	Opponents	20		4075		507	1218	.416	180	518	.347	250	375	.667	238	501	739	37.0	289	3	296	231	69	124	1444	72.2

FINAL BIG TEN STANDINGS

Team	Conference		Overall		Postseason
	W-L	Pct.	W-L	Pct.	
I Purdue	17-3	.850	34-5	.872	NCAA Runner-Up
^Illinois	14-6	.700	29-9	.763	NCAA Elite Eight
Nebraska	12-8	.600	23-11	.676	NCAA First Round
Northwestern	12-8	.600	22-12	.647	NCAA Second Round
Wisconsin	11-9	.550	22-14	.611	NCAA First Round
Indiana	10-10	.500	19-14	.576	
Michigan State	10-10	.500	20-15	.571	NCAA Second Round
Iowa	10-10	.500	19-15	.559	NIT Second Round
Ohio State	9-11	.450	22-14	.611	NIT Quarterfinals
Minnesota	9-11	.450	19-15	.559	NIT Second Round
Penn State	9-11	.450	16-17	.485	
Maryland	7-13	.350	16-17	.485	
Rutgers	7-13	.350	15-17	.469	
Michigan	3-17	.150	8-24	.250	

I-Regular-Season Champion; ^-Tournament Champion

2023-24 NEBRASKA RECORD BY LINEUP

No.	Starting Lineup	Record
1.	Allick, Lawrence, Mast, Wilcher, Williams	2-0
2.	Allick, Lawrence, Mast, Tominaga, Williams	8-4
3.	Gary, Lawrence, Mast, Tominaga, Williams	4-3
4.	Allick, Gary, Lawrence, Tominaga, Williams	2-0
5.	Allick, Gary, Mast, Tominaga, Williams	7-4

ALL-BIG TEN TEAM (COACHES)

First Team
 Marcus Domask, Illinois
 Terrence Shannon Jr., Illinois
 Boo Buie, Northwestern
 Zach Edey, Purdue
 Braden Smith, Purdue

Second Team
 Tony Perkins, Iowa
 Jahmir Young, Maryland
 Tyson Walker, Michigan State
 Keisei Tominaga, Nebraska
 AJ Storr, Wisconsin

Third Team
 Ke'el Ware, Indiana
 Payton Sandfort, Iowa
 Dawson Garcia, Minnesota
 Rienk Mast, Nebraska
 Brooks Barnhizer, Northwestern
 Ace Baldwin, Jr., Penn State

Honorable Mention

Coleman Hawkins, Illinois; Malik Reneau, Indiana;
 Owen Freeman, Iowa; Donta Scott and Julian Reese,
 Maryland; Malik Hall and A.J. Hoggard, Michigan
 State; Elijah Hawkins, Minnesota; Jamison Battle and
 Bruce Thornton, Ohio State; Zach Hicks, Nick Kern Jr.
 and Qudus Wahab, Penn State; Mason Gillis, Lance
 Jones and Fletcher Loyer, Pur-due; Clifford Omoruyi,
 Rutgers; Chucky Hepburn and Tyler Wahl, Wisconsin

CONFERENCE HONORS

Player of the Year: Zach Edey, Purdue
Co-Coaches of the Year: Fred Hoiberg, Nebraska and
 Matt Painter, Purdue
Defensive Player of the Year: Ace Baldwin Jr., Penn State
Co-Freshman of the Year: Mackenzie Mgbako,
 Indiana and Owen Freeman, Iowa
Sixth Man of the Year: Mason Gillis, Purdue

ALL-BIG TEN TEAM (MEDIA)

First Team
 Terrence Shannon Jr., Illinois
 Jahmir Young, Maryland
 Boo Buie, Northwestern
 Zach Edey, Purdue
 Braden Smith, Purdue

Second Team
 Marcus Domask, Illinois
 Ke'el Ware, Indiana
 Tyson Walker, Michigan State
 Dawson Garcia, Minnesota
 AJ Storr, Wisconsin

Third Team
 Coleman Hawkins, Illinois
 Payton Sandfort, Iowa
 Keisei Tominaga, Nebraska
 Bruce Thornton, Ohio State
 Ace Baldwin Jr., Penn State

Honorable Mention:

Malik Reneau, Indiana; Josh Dix, Owen Freeman;
 Ben Krikke and Tony Perkins, Iowa; Julian Reese,
 Maryland; Malik Hall and A.J. Hoggard, Michigan
 State; Elijah Hawkins, Minnesota; Rienk Mast,
 Nebraska; Brooks Barnhizer, Northwestern; Jamison
 Battle, Ohio State; Clifford Omoruyi, Rutgers; Lance
 Jones and Fletcher Loyer, Purdue

CONFERENCE HONORS

Player of the Year: Zach Edey, Purdue
Co-Coaches of the Year: Fred Hoiberg, Nebraska and
 Matt Painter, Purdue
Freshman of the Year: Owen Freeman, Iowa



2023-24 GAME-BY-GAME REVIEW

-----Nebraska Individual Leaders-----

Date	Opponent	Result	Record (BIG)	Attend.	Points	Rebounds	Assists	Steals
11/6	Lindenwood	W, 84-52	1-0 (0-0)	13,478	Hoiberg (15)	Allick (8)	Coleman (4)	Allick (2)
11/9	Florida A&M	W, 81-54	2-0 (0-0)	13,766	Mast (20)	Mast (16)	Lawrence (4)	Hoiberg (4)
11/13	Rider ^	W, 64-50	3-0 (0-0)	13,478	Wilcher (13)	Mast (13)	Williams (3)	Lawrence (2)
11/15	Stony Brook ^	W, 84-63	4-0 (0-0)	13,614	Gary (19)	Williams (9)	Mast (5)	Tominaga (2)
11/18	vs. Oregon State !	W, 84-63	5-0 (0-0)	2,938	Williams (25)	Mast (13)	Lawrence (3)	3 Players (2)
11/22	Duquesne ^	W, 89-70	6-0 (0-0)	14,426	Tominaga (24)	Allick (7)	Allick (5)	Wilcher (1)
11/26	Cal State Fullerton	W, 85-72	7-0 (0-0)	14,171	Mast (19)	Mast (9)	Lawrence (5)	Gary (2)
12/3	No. 15 Creighton	L, 60-89	7-1 (0-0)	15,838	Tominaga (20)	Mast, Williams (7)	Williams, Lawrence (2)	Gary (3)
12/6	at Minnesota *	L, 65-76	7-2 (0-1)	6,899	Williams (18)	Lawrence (7)	Williams (4)	Williams (3)
12/10	Michigan State *	W, 77-70	8-2 (1-1)	14,585	Gary (20)	Mast (14)	Mast (6)	Gary (3)
12/17	at Kansas State	W, 62-46	9-2 (1-1)	10,206	Mast (19)	Gary (18)	Tominaga (4)	Tominaga (5)
12/20	North Dakota	W, 82-75	10-2 (1-1)	13,387	Wilcher (16)	Gary (12)	Williams, Lawrence (3)	Gary (2)
12/29	South Carolina State	W, 91-62	11-2 (1-1)	14,987	Wilcher (18)	Allick, Williams, Hoiberg (6)	Coleman (6)	Tominaga, Wilcher (3)
1/3	Indiana *	W, 86-70	12-2 (2-1)	13,446	Tominaga (28)	Allick (8)	Hoiberg (4)	Lawrence, Williams (4)
1/6	at No. 21 Wisconsin *	L, 72-88	12-3 (2-2)	15,055	Tominaga (17)	Mast, Hoiberg (6)	Williams (6)	4 Players (1)
1/9	No. 1 Purdue *	W, 88-72	13-3 (3-2)	14,106	Tominaga (19)	Williams (11)	Williams (9)	Hoiberg (3)
1/12	at Iowa *	L, 76-94	13-4 (3-3)	9,670	Allick, Mast (14)	Hoiberg (6)	Hoiberg (4)	Hoiberg (2)
1/17	at Rutgers *	L, 82-87	13-5 (3-4)	8,000	Williams (22)	Mast (8)	Lawrence (5)	Williams (3)
1/20	Northwestern *	W, 75-69	14-5 (4-4)	14,977	Allick (15)	Mast (8)	Mast (6)	Lawrence, Wilcher (2)
1/23	Ohio State *	W, 83-69	15-5 (5-4)	14,408	Mast (34)	Mast (10)	Lawrence (6)	Hoiberg (2)
1/27	at Maryland *	L, 51-73	15-6 (5-5)	15,481	Wilcher (14)	Mast (6)	Mast (3)	Williams (2)
2/1	No. 6 Wisconsin *	W, 80-72 (OT)	16-6 (6-5)	15,318	Wilcher (22)	Williams (9)	Lawrence (4)	Hoiberg (3)
2/4	at No. 14 Illinois *	L, 84-87 (OT)	16-7 (6-6)	15,544	Tominaga (22)	Gary (11)	Tominaga (3)	Allick (3)
2/7	at Northwestern *	L, 68-80	16-8 (6-7)	5,681	Gary (15)	Williams (11)	Williams (4)	Lawrence (2)
2/10	Michigan *	W, 79-59	17-8 (7-7)	15,828	Tominaga (19)	Allick (8)	Mast (8)	Gary, Tominaga (2)
2/17	Penn State *	W, 68-49	18-8 (8-7)	15,751	Tominaga (17)	Mast (9)	3 Players (2)	Gary, Hoiberg (2)
2/21	at Indiana *	W, 85-70	19-8 (9-7)	17,222	Tominaga (20)	4 players (6)	Lawrence (5)	5 players (1)
2/25	Minnesota *	W, 73-55	20-8 (10-7)	15,920	Gary (23)	Gary, Allick, Williams (8)	Hoiberg (3)	Williams (3)
2/29	Ohio State *	L, 69-78	20-9 (10-8)	13,090	Mast, Lawrence (14)	Mast (12)	Lawrence (5)	Williams (2)
3/3	Rutgers *	W, 67-58	21-9 (11-8)	15,854	Tominaga (18)	Allick (12)	Mast, Williams (3)	5 players (1)
3/10	at Michigan *	W, 85-70	22-9 (12-8)	11,006	Tominaga (30)	Gary (7)	Williams (4)	Tominaga (2)
3/15	vs. Indiana %	W, 93-66	23-9 (12-8)	12,625	Williams, Tominaga (23)	Allick (9)	Mast (7)	Williams (3)
3/16	vs. No. 13 Illinois %	L, 87-98	23-10 (12-8)	14,138	Williams (23)	Allick (7)	Hoiberg, Williams (3)	Hoiberg, Lawrence (2)
3/22	vs. Texas A&M #	L, 83-98	23-11 (12-8)	13,797	Williams (24)	Allick (11)	Williams (4)	Gary (3)

*- Big Ten game; ^-Cornhusker Classic (Lincoln, Neb.) !-Sanford Pentagon (Sioux Falls, S.D.); %-Big Ten Tournament (Minneapolis, Minn.); #-NCAA Tournament (Memphis, Tenn)

MISCELLANEOUS REVIEW

Nebraska Record When:	All	Home	Away/Neutral
Ahead at Halftime	18-3	14-1	4-2
Behind at Halftime	5-7	4-1	1-6
Tied at Halftime	0-1	0-0	0-1
Bench Outscores Opponent's	14-6	12-0	2-6
Opponent Bench Outscores NU	7-5	5-2	2-3
Bench scoring is even	2-0	1-0	1-0
Shooting 50% or Better	6-0	4-0	2-0
Shooting Under 50%	17-11	14-1	3-10
Opp. Shoots 50% or Better	0-2	0-0	0-2
Opp. Shoots Under 50%	23-9	18-1	5-8
Outshooting Opponent (pct.)	22-2	17-0	5-2
Outshot by Opponent (pct.)	1-8	1-1	0-7
Shooting is even	0-1	0-0	0-1
Outrebounding Opponent	16-0	12-0	4-0
Outrebounded by Opponent	6-10	5-1	1-9
Rebounds are Even	1-1	1-0	0-1
Committing More TOs than Opp	6-6	5-0	1-6
Committing Fewer TOs than Opp	15-4	11-1	4-3
Turnovers are Even	2-1	2-0	0-1
Leading with 5:00 left	21-1	16-0	5-1
Trailing with 5:00 left	2-10	2-1	0-9
Tied with 5:00 left	0-0	0-0	0-0
In Overtime	1-2	1-0	0-2
Scoring 80 or more points	15-4	11-0	4-4
Scoring 61 to 79 points	8-5	7-1	1-4
Scoring 60 or fewer points	0-2	0-1	0-1
Allowing 80 or more points	0-8	0-1	0-7
Allowing 61 to 79 points	15-3	11-0	4-3
Allowing 60 or fewer points	8-0	7-0	1-0

HOME/AWAY/NEUTRAL STATISTICS

Field-Goal Percentage by Site:			
NEB	H (PBA)	-- 505-1111 = 45.5	A -- 407-906= 44.9
OPP	A (PBA)	-- 451-1186 = 38.0	H -- 403-950 = 42.4
Free Throw Percentage by Site:			
NEB	H (PBA)	-- 309-404 = 76.5	A -- 191-254 = 75.2
OPP	A (PBA)	-- 187-272 = 68.8	H -- 228-320 = 71.3
NU Average at home: 78.8 ppg (1,497)			
Opp. Average at home: 65.1 ppg (1,234)			
NU Average on Road/Neutral: 76.4 ppg (1,146)			
Opp. Average on Road/Neutral: 78.3 ppg (1,174)			



C.J. Wilcher tied for second on the Huskers with 50 3-pointers in 2023-24.



Team	FG-FGA	Pct.	3FG-3FGA	Pct.	FT-FTA	Pct.	O-D	Reb.	PF	A	TO	B	S	Pts.	W/L
Lindenwood	22-68	.324	3-16	.188	5-9	.556	13-27	40	21	2	12	2	4	52	
at Nebraska	27-56	.482	11-30	.367	19-29	.655	8-36	44	12	19	9	7	5	84	W
Florida A&M	20-66	.303	4-20	.200	10-17	.588	11-24	35	26	10	14	3	8	54	
at Nebraska	23-56	.411	10-28	.357	25-36	.694	16-39	55	17	15	18	5	7	81	W
Rider	17-56	.304	6-25	.240	10-12	.833	7-27	34	18	8	11	5	10	50	
at Nebraska	19-57	.333	9-32	.281	17-22	.773	14-33	47	9	13	11	0	3	64	W
Stony Brook	25-66	.379	7-30	.233	6-10	.600	9-19	28	17	6	9	2	10	63	
at Nebraska	33-60	.500	8-26	.308	10-17	.588	12-33	45	13	19	14	1	3	84	W
Oregon State	19-54	.352	6-22	.273	19-21	.905	9-22	31	23	11	9	3	4	63	
vs. Nebraska	30-65	.462	8-24	.333	16-26	.615	17-27	44	18	16	6	3	3	84	W
Duquesne	28-63	.444	8-29	.276	15-17	.882	14-23	37	24	8	6	3	1	79	
at Nebraska	26-53	.491	9-24	.375	28-31	.903	7-22	29	13	18	2	2	1	89	W
Cal State Fullerton	28-67	.418	9-22	.409	7-9	.778	15-20	35	17	9	12	5	8	72	
at Nebraska	27-58	.466	12-30	.400	19-20	.950	11-25	36	9	18	9	3	3	85	W
No. 15 Creighton	32-69	.464	14-40	.350	11-13	.846	14-34	48	14	17	12	4	5	89	
at Nebraska	24-71	.338	2-22	.091	10-14	.714	14-23	37	10	6	8	1	7	60	L
at Minnesota	25-53	.472	8-25	.320	18-29	.621	13-19	32	9	18	16	7	10	76	
Nebraska	24-53	.453	5-18	.278	12-15	.800	10-22	32	21	15	18	1	7	65	L
Michigan State	27-61	.443	8-17	.471	8-9	.889	8-23	31	13	14	9	2	5	70	
at Nebraska	27-54	.500	10-23	.435	13-15	.867	5-26	31	11	16	9	4	5	77	W
at Kansas State	16-60	.267	4-30	.133	10-18	.556	13-27	40	11	11	12	9	6	46	
Nebraska	25-72	.347	11-31	.355	1-4	.250	22-35	57	17	14	14	4	7	62	W
North Dakota	26-67	.388	11-32	.344	12-17	.706	19-23	42	14	11	11	2	6	75	
at Nebraska	29-63	.46	11-32	.344	14-19	.737	13-25	38	11	14	9	0	7	82	W
South Carolina State	23-74	.311	5-23	.217	11-15	.733	13-27	40	21	9	19	3	9	62	
at Nebraska	29-61	.475	9-30	.300	24-32	.750	10-40	50	18	22	20	7	16	91	W
Indiana	24-51	.471	9-18	.500	13-19	.684	9-27	36	19	19	19	2	5	70	
at Nebraska	27-59	.458	12-32	.375	20-26	.769	9-20	29	20	16	8	0	15	86	W
at No. 21 Wisconsin	33-60	.550	13-26	.500	9-13	.692	7-25	32	13	18	8	0	6	88	
Nebraska	26-53	.491	12-26	.462	8-11	.727	3-23	26	16	16	12	4	4	72	L
No. 1 Purdue	24-57	.421	13-33	.394	11-15	.733	11-23	34	16	17	14	2	1	72	
at Nebraska	29-57	.509	14-23	.609	16-19	.842	5-25	30	17	22	9	3	9	88	W
at Iowa	35-67	.522	15-35	.429	9-14	.643	9-27	36	13	30	6	0	5	94	
Nebraska	30-63	.476	4-26	.154	12-15	.800	8-26	34	14	14	8	1	5	76	L
at Rutgers	30-78	.385	11-29	.379	16-30	.533	25-31	56	18	16	13	5	6	87	
Nebraska	25-66	.379	13-35	.371	19-24	.792	11-31	42	24	13	13	6	8	82	L (OT)
Northwestern	24-63	.381	10-31	.323	11-17	.647	11-15	26	14	17	7	5	13	69	
at Nebraska	26-47	.553	7-13	.538	16-20	.800	8-32	40	16	18	18	3	5	75	W
Ohio State	27-56	.482	8-23	.348	7-12	.583	6-22	28	13	17	9	6	2	69	
at Nebraska	30-61	.492	14-26	.538	9-12	.750	9-26	35	11	19	6	2	5	83	W
at Maryland	26-64	.406	11-26	.423	10-14	.714	17-26	43	13	16	8	5	11	72	
Nebraska	17-43	.395	10-21	.476	7-12	.583	3-22	25	14	10	18	3	5	51	L
No. 6 Wisconsin	27-64	.422	10-31	.323	8-12	.667	11-31	42	18	8	16	2	8	72	
at Nebraska	26-58	.448	9-27	.333	19-26	.731	7-28	35	13	15	12	2	9	89	W (OT)
at No. 14 Illinois	29-70	.414	9-34	.265	20-30	.667	17-33	50	12	18	14	5	7	87	
Nebraska	29-68	.426	12-28	.429	14-14	1.000	5-28	33	21	12	9	2	6	84	L (OT)
at Northwestern	27-63	.429	11-25	.440	15-22	.682	13-23	36	19	17	10	3	7	80	
Nebraska	22-48	.458	6-19	.316	18-22	.818	3-26	29	24	11	17	4	4	68	L
Michigan	20-62	.323	8-24	.333	11-15	.733	18-21	39	14	12	14	4	7	59	
at Nebraska	30-64	.469	9-23	.391	10-16	.625	16-27	43	18	18	9	3	7	79	W
Penn State	18-54	.333	5-23	.217	8-16	.500	8-23	31	13	6	14	7	10	49	
at Nebraska	27-61	.443	4-21	.190	10-11	.909	11-31	42	15	10	13	0	7	68	W
at Indiana	26-61	.426	4-21	.190	14-24	.583	11-26	37	17	13	10	3	3	70	
Nebraska	31-63	.492	14-33	.424	9-14	.643	7-27	34	18	19	8	1	5	85	W
Minnesota	18-56	.310	6-23	.261	13-19	.684	10-28	38	14	6	13	3	4	55	
at Nebraska	24-61	.393	9-28	.321	16-19	.842	11-33	44	15	14	11	2	5	73	W
at Ohio State	23-54	.426	8-21	.381	24-28	.857	9-34	43	9	13	13	3	2	78	
Nebraska	26-67	.388	10-33	.303	7-8	.875	8-25	33	21	15	8	1	7	69	L
Rutgers	21-64	.328	4-25	.160	10-19	.525	19-21	40	17	9	9	2	8	56	
at Nebraska	22-54	.407	9-27	.333	14-20	.600	14-30	44	16	12	14	4	5	67	W
at Michigan	23-58	.397	9-28	.321	15-18	.833	6-23	29	17	10	9	2	4	70	
Nebraska	33-57	.579	7-21	.333	12-20	.600	4-29	33	17	13	8	2	3	85	W
vs. Indiana	24-68	.353	5-20	.250	13-13	1.000	11-26	37	19	16	12	5	8	66	
Nebraska	30-60	.500	14-32	.438	19-24	.792	7-33	40	13	20	11	4	8	93	W
vs. No. 13 Illinois	32-69	.464	13-35	.371	21-26	.808	14-28	42	18	18	9	3	3	98	
Nebraska	32-69	.464	8-27	.298	15-21	.714	11-25	36	19	14	8	1	5	87	L
vs. Texas A&M	35-71	.493	13-23	.565	15-20	.750	14-26	40	21	16	8	6	3	98	
Nebraska	27-59	.458	7-22	.318	22-24	.917	7-21	28	17	15	10	2	5	83	L



2023-24 INDIVIDUAL SUPERLATIVES

Nebraska Individual Game Highs

Points	34	Rienk Mast vs. Ohio State (1/23/24)
	13	Rienk Mast vs. Ohio State (1/23/24)
Field Goal Att.	21	Rienk Mast at Illinois (2/4/24)
FG Pct (min 5 made)	1.000 (6-6)	Josiah Allick at Michigan (3/10/24)
	1.000 (5-5)	Keisei Tominaga vs Cal St. Fullerton (11/26/23)
3-Point FG Made	6	Rienk Mast vs. Ohio State (1/23/24)
3-Point FG Att.	11	Keisei Tominaga vs. Texas A&M (3/22/24)
	11	Keisei Tominaga vs. Rider (11/13/23)
3-Point FG Pct (min. 3 made)	1.000 (5-5)	Jamarques Lawrence at Indiana (2/21/24)
	1.000 (3-3)	Rienk Mast vs. Cal St. Fullerton (11/26/23)
	1.000 (3-3)	Keisei Tominaga vs. Cal St. Fullerton (11/26/23)
Free Throws Made	9	Brice Williams vs. Texas A&M (3/22/24)
	9	Brice Williams vs. Indiana (3/15/24)
	9	Keisei Tominaga vs. Duquesne (11/22/23)
Free Throw Att.	10	Brice Williams vs. Texas A&M (3/22/24)
	10	Keisei Tominaga vs. Duquesne (11/22/23)
FT Pct (min 7 made)	1.000 (9-9)	Brice Williams vs. Indiana (3/15/24)
	1.000 (8-8)	Keisei Tominaga at Illinois (2/4/24)
	1.000 (7-7)	Brice Williams vs. Florida A&M (11/9/23)
Rebounds	18	Juwan Gary at Kansas St. (12/17/23)
Assists	9	Brice Williams vs. Purdue (1/9/24)
Steals	5	Keisei Tominaga at Kansas St. (12/17/23)
Blocked Shots	4	Juwan Gary vs. South Carolina St. (12/29/23)
Turnovers	7	Jamarques Lawrence at Minnesota (12/6/23)
Minutes	39	Brice Williams vs. Wisconsin (2/1/24)
	39	Brice Williams at Rutgers (1/17/24)

Opponent Individual Game Highs

Points	40	Terrence Shannon Jr. vs. Illinois (3/16/24)
Field Goals Made	11	Terrence Shannon Jr. vs. Illinois (3/16/24)
	11	AJ Storr vs. Wisconsin (2/1/24)
	11	Owen Freeman at Iowa (1/12/24)
Field Goal Att.	22	Terrence Shannon Jr. vs. Illinois (03/16/24)
	22	AJ Storr vs. Wisconsin (2/1/24)
	22	Baylor Scheierman vs. Creighton (12/3/23)
FG Pct (min 5 made)	.857 (6-7)	Malik Reneau at Indiana (2/21/24)
3-Point FG Made	7	Wade Taylor IV vs. Texas A&M (3/22/24)
3-Point FG Att.	19	Baylor Scheierman vs. Creighton (12/3/23)
3-Pt FG Pct (min 2 made)	1.000 (2-2)	Five Times
Free Throws Made	13	Terrence Shannon Jr. vs. Illinois (3/16/24)
Free Throw Att.	16	Terrence Shannon Jr. vs. Illinois (3/16/24)
FT Pct (min 7 made)	1.000 (10-10)	Jamison Battle at Ohio St. (2/29/24)
	1.000 (9-9)	Dae Dae Grant vs Duquesne (11/22/23)
	1.000 (7-7)	Mackenzie Mgbako vs Indiana (3/15/24)
	1.000 (7-7)	Malik Hall vs Michigan St. (12/10/23)
	1.000 (7-7)	Tyler Bilodeau vs Oregon St. (11/18/23)
Rebounds	16	Julian Reese at Maryland (1/27/24)
Assists	15	Tony Perkins at Iowa (1/12/24)
Steals	5	Ace Baldwin Jr. vs Penn St. (2/17/24)
	5	Mike Mitchell Jr. at Minnesota (12/6/23)
Blocked Shots	4	Solomon Washington vs Texas A&M (3/22/24)
	4	Clifford Omoruyi at Rutgers (1/17/24)
	4	Will McNair Jr. at Kansas St. (12/17/23)
Turnovers	6	Trey Galloway at Indiana (2/21/24)
Minutes	43	Marcus Domask at Illinois (2/4/24)

MISCELLANEOUS STREAKS

Biggest margin of victory	32, Lindenwood (11/6)
Biggest margin of defeat	29, Creighton (12/3)
Largest deficit overcome in win	19, at Wisconsin (2/1)
Largest halftime deficit overcome in win	16; at Wisconsin (2/1)
Largest lead surrendered in loss	17, at Minnesota (12/6)
Largest halftime lead surrendered in loss	15, at Minnesota (12/6)
Largest lead at any time	49, South Carolina State (12/29)
Largest deficit at any time	31, Creighton (12/3)
Largest runs without opponent scoring	20 vs. Oregon State (9:26-2:51, 1st)
Largest opponent run without NU scoring	15 at Iowa (18:10-14:09, 1st)

2023-24 NEBRASKA WIN/LOSS MARGIN

Category	1	2	3	4	5	6	7	8	9	10	11	12	13	14	15	16	17	18	19	20	+20
Husker Wins	0	0	0	0	0	1	1	2	0	1	1	0	1	2	2	3	0	1	1	0	7
Husker Losses	0	0	1	0	1	0	0	0	1	0	2	1	0	0	1	1	0	1	0	0	2

2023-24 TEAM SUPERLATIVES

Nebraska Team Game Highs

Points	93	vs. Indiana (3/15/24)
Field Goals Made	33	at Michigan (3/10/24)
	33	Stony Brook (11/15/23)
Field Goals Attempts	72	at Kansas St. (12/17/23)
Field Goal Percentage	.579 (33-57)	at Michigan (3/10/24)
3-Point Field Goals Made	14	Four Times
3-Point Field Goal Attempts	35	at Rutgers (1/17/24)
3-Point Field Goal Percentage	.609 (14-23)	Purdue (1/9/24)
Free Throw Made	28	Duquesne (11/22/23)
Free Throw Attempts	36	Florida A&M (11/9/23)
Free Throw Percentage	1.000 (14-14)	at Illinois (2/4/24)
Rebounds	57	at Kansas St. (12/17/23)
Assists	22	South Carolina State (12/29/23); Purdue (1/9/24)
Steals	16	South Carolina State (12/29/23)
Blocked Shots	7	Lindenwood (11/6/23); South Carolina State (12/29/23)
Turnovers	20	South Carolina State (12/29/23)
Fouls	24	at Rutgers (1/17/24); at Northwestern (2/7/24)

Nebraska Team Game Lows

Points	51	at Maryland (1/27/24)
Field Goals Made	17	at Maryland (1/27/24)
Field Goal Attempts	43	at Maryland (1/27/24)
Field Goal Percentage	.333 (19-57)	Rider (11/13/23)
3-Point Field Goals Made	2	Creighton (12/3/23)
3-Point Field Goal Attempts	13	Northwestern (1/20/24)
3-Point Field Goal Percentage	.091 (2-22)	Creighton (12/3/23)
Free Throw Made	1	at Kansas St. (12/17/23)
Free Throw Attempts	4	at Kansas St. (12/17/23)
Free Throw Percentage	.250 (1-4)	at Kansas St. (12/17/23)
Rebounds	25	at Maryland (1/27/24)
Assists	6	Creighton (12/3/23)
Steals	1	Duquesne (11/22/23)
Blocked Shots	0	Several Times
Turnovers	2	Duquesne (11/22/23)
Fouls	9	Rider (11/13/23); Cal St. Fullerton (11/26/23)

Opponent Team Game Highs

Points	98	vs. Illinois (3/16/24); vs. Texas A&M (3/22/24)
Field Goals Made	35	at Iowa (1/12/24); vs. Texas A&M (3/22/24)
Field Goal Attempts	78	at Rutgers (1/17/24)
Field Goal Percentage	.550 (33-60)	at Wisconsin (1/6/24)
3-Point Field Goals Made	15	at Iowa (1/12/24)
3-Point Field Goal Attempts	40	Creighton (12/3/23)
3-Point Field Goal Percentage	.565 (13-23)	vs. Texas A&M (3/22/24)
Free Throw Made	24	at Ohio St. (2/29/24)
Free Throw Attempts	30	at Rutgers (1/17/24); at Illinois (2/4/24)
Free Throw Percentage	1.000 (13-13)	vs Indiana (3/15/24)
Rebounds	56	at Rutgers (1/17/24)
Assists	30	at Iowa (1/12/24)
Steals	13	Northwestern (1/20/24)
Blocked Shots	9	at Kansas St. (12/17/23)
Turnovers	19	South Carolina State (12/29/23); Indiana (1/3/24)
Fouls	26	Florida A&M (11/9/23)

Opponent Team Game Lows

Points	46	at Kansas St. (12/17/23)
Field Goals Made	16	at Kansas St. (12/17/23)
Field Goal Attempts	51	Indiana (1/3/24)
Field Goal Percentage	.267 (16-60)	at Kansas St. (12/17/23)
3-Point Field Goals Made	3	Lindenwood (11/6/23)
3-Point Field Goal Attempts	16	Lindenwood (11/6/23)
3-Point Field Goal Percentage	.133 (4-30)	at Kansas St. (12/17/23)
Free Throw Made	5	Lindenwood (11/6/23)
Free Throw Attempts	9	Three Times
Free Throw Percentage	.500 (8-16)	Penn St. (2/17/24)
Rebounds	26	Northwestern (1/20/24)
Assists	2	Lindenwood (11/6/23)
Steals	1	Duquesne (11/22/23); Purdue (1/09/24)
Blocked Shots	0	at Wisconsin (1/6/24); at Iowa (1/12/24)
Turnovers	6	Duquesne (11/22/23); at Iowa (1/12/24)
Fouls	9	at Minnesota (12/6/23); at Ohio St. (2/29/24)

2024-25 NEBRASKA BASKETBALL 2023-24 SEASON BOXSCORES

GAME 1 NEBRASKA 84, LINDENWOOD 52

Official Basketball Box Score - Final
Lindenwood at Nebraska
11/09/23 Pinnacle Bank Arena, Lincoln
Nebraska vs. Lindenwood

Game Time: 7:01 PM
Game Duration: 1:48
Attendance: 13,478

Officials: Tim Omer, Andy O'Brien, Mason Siler

NO. Name	Min	FG		3P		FT		Rebounds		Fouls		TP	AS	TO	ST	Blocks		+/-
		M-A	M-A	M-A	M-A	OR	DR	OR	DR	BS	BA							
0 David Ware	F 19:42	0-3	0-1	0-0	2	5	7	2	1	0	0	0	0	0	2	0	1	-14
5 Jaylon McDaniel	F 22:27	3-7	0-0	0-0	3	1	5	6	4	2	6	0	2	0	1	1	-19	
24 Keenan Cole	F 31:26	5-16	0-1	4-4	2	2	4	2	3	14	0	3	0	0	2	3	-1	
15 Nathan Johnson Jr.	G 25:45	2-5	0-1	1-1	1	1	2	1	1	5	0	2	1	0	1	0	-25	
25 Darius Beane	G 20:24	3-8	0-0	1-1	2	2	4	4	2	6	0	1	0	0	0	0	-10	
3 Tommie Williams	19:35	1-5	0-1	0-0	1	2	3	2	1	2	2	2	0	0	0	0	-9	
23 Jeremiah Talton	20:00	4-11	2-5	0-0	1	2	3	1	1	0	10	0	0	0	1	0	-14	
1 Colin Ruffin	20:14	4-8	1-3	0-0	0	5	5	3	1	9	0	0	0	0	0	0	-20	
22 Isaac Ondekane	10:07	0-0	0-0	0-0	1	1	0	0	0	0	0	0	0	0	1	0	-13	
11 Amoro Lado	10:20	0-5	0-4	0-0	0	0	0	2	1	0	0	1	0	0	0	0	-5	
Team					3	2	5											
Totals		22-68	3-16	5-9	13	27	40	21	12	52	2	12	4	2	7	3	-32	

Record: 0-1

Shooting By Period
1st FG% 10-33 30.3%
3PT% 1-5 20.0%
FT% 3-3 100%
2nd FG% 12-35 34.3%
3PT% 2-11 18.2%
FT% 2-6 33.3%
GM FG% 22-68 32.4%
3PT% 3-16 18.8%
FT% 5-9 55.6%

Dead Ball Rebounds: 1, 0

Technical Fouls: NONE

Official Basketball Box Score - Final
Nebraska at Nebraska
11/09/23 Pinnacle Bank Arena, Lincoln
Nebraska vs. Nebraska

Game Time: 7:01 PM
Game Duration: 2:04
Attendance: 13,986

Officials: Paul Szek, Edwin Young, Tony Meeks

NO. Name	Min	FG		3P		FT		Rebounds		Fouls		TP	AS	TO	ST	Blocks		+/-
		M-A	M-A	M-A	M-A	OR	DR	OR	DR	BS	BA							
51 Rienk Mast	F 25:18	5-7	1-3	2-3	1	5	6	1	3	13	3	2	0	0	0	0	11	
53 Josiah Allick	F 23:30	4-5	1-1	2-2	2	6	8	1	4	11	2	0	2	1	0	0	34	
0 C.J. Wilcher	G 22:08	4-8	2-5	3-4	0	1	1	0	2	13	2	0	0	2	0	26		
3 Brice Williams	G 23:15	4-11	2-6	3-4	0	1	1	2	13	2	1	0	1	1	1	30		
10 Jamarcus Lawrence G	18:22	2-8	2-6	1-2	2	4	6	3	1	7	1	2	0	0	0	16		
1 Sam Hoberg	25:14	5-7	2-4	3-5	0	5	5	1	3	15	2	0	1	1	0	30		
9 Jarron Coleman	19:47	1-3	1-2	2-2	0	6	6	1	2	5	4	2	1	0	0	19		
11 Eli Rice	19:08	0-3	0-2	2-4	2	3	5	2	2	2	1	2	0	1	1	3		
31 Cale Jacobsen	11:07	0-0	0-0	0-0	0	1	1	0	0	1	0	0	1	0	0	1		
21 Matar Diop	05:34	1-2	0-1	1-2	0	1	1	1	1	3	0	0	0	1	0	-3		
24 Jeff Grace	04:00	1-2	0-0	0-1	0	0	0	1	2	1	0	0	0	0	0	-3		
35 Henry Burt	02:37	0-0	0-0	0-0	0	0	0	0	0	0	0	0	0	0	0	-4		
Team					1	3	4											
Totals		27-56	11-30	19-29	8	36	44	12	21	84	19	9	5	7	2	32		

Record: 1-0

Shooting By Period
1st FG% 17-30 56.7%
3PT% 9-19 47.4%
FT% 8-11 72.7%
2nd FG% 10-26 38.5%
3PT% 2-11 18.2%
FT% 11-18 61.1%
GM FG% 27-56 48.2%
3PT% 11-30 36.7%
FT% 19-29 65.5%

Dead Ball Rebounds: 4, 0

Technical Fouls: NONE

Biggest lead: 2 (1st 19:36) 36 (2nd 5:34)
Best Scoring Run: 7 (2nd 14:37) 10 (1st 4:27)
Lead Changes: 1
Times Tied: 0
Time with Lead: 00:23 39:13

Points from Turnovers: 4 8
Paint: 32 32
Second Chance: 9 11
Fast Breaks: 8 4
Bench: 21 27

Period by Period Scoring
1st 2nd TOT
LWU 24 28 52
NEB 51 33 84

GAME 2 NEBRASKA 81, FLORIDA A&M 54

Official Basketball Box Score - Final
Florida A&M at Nebraska
11/09/23 Pinnacle Bank Arena, Lincoln
Nebraska vs. Florida A&M

Game Time: 7:01 PM
Game Duration: 2:04
Attendance: 13,986

Officials: Paul Szek, Edwin Young, Tony Meeks

NO. Name	Min	FG		3P		FT		Rebounds		Fouls		TP	AS	TO	ST	Blocks		+/-
		M-A	M-A	M-A	M-A	OR	DR	OR	DR	BS	BA							
5 Keith Lamar	F 22:51	2-8	0-1	1-2	1	2	3	2	5	2	1	1	0	0	0	0	-18	
13 Shannon Grant	F 19:48	2-3	0-0	0-0	0	3	3	5	1	4	0	3	2	0	0	0	-10	
2 Jordan Chatman	G 10:11	0-3	0-1	0-0	0	0	0	4	0	0	0	1	1	0	0	0	-7	
4 Hantz Louis-Jeune	G 18:32	3-7	1-3	1-2	0	5	5	3	2	8	0	0	1	2	2	-21		
12 K'el Parker	F 36:54	5-20	1-6	2-2	1	5	6	1	3	13	2	0	0	0	0	0	-25	
11 Roderick Coffey III	20:38	0-6	0-4	2-4	1	2	3	3	2	2	1	0	0	1	0	-4		
24 Jar'Derryn Eatmon	18:21	3-7	0-0	2-2	3	1	4	2	3	8	0	2	1	1	0	-15		
10 Chase Barris	15:08	0-1	0-0	1-2	3	1	4	5	1	1	1	1	0	0	0	-10		
23 Miles Hall	13:40	1-3	0-0	1-2	0	3	3	0	1	3	1	1	0	1	0	-14		
3 Morrell Schramm	22:05	4-7	2-4	0-1	1	2	3	2	1	10	1	2	1	0	0	-8		
34 Richard Mathews	01:52	0-1	0-1	0-0	0	0	0	0	0	0	0	0	0	0	0	-3		
Team					1	2												
Totals		20-66	4-20	10-17	11	24	35	26	17	54	10	14	8	3	5	-27		

Record: 0-2

Shooting By Period
1st FG% 10-33 30.3%
3PT% 1-5 20.0%
FT% 3-3 100%
2nd FG% 12-35 34.3%
3PT% 2-11 18.2%
FT% 2-6 33.3%
GM FG% 22-68 32.4%
3PT% 3-16 18.8%
FT% 5-9 55.6%

Dead Ball Rebounds: 1, 0

Technical Fouls: NONE

Official Basketball Box Score - Final
Nebraska at Nebraska
11/09/23 Pinnacle Bank Arena, Lincoln
Nebraska vs. Nebraska

Game Time: 7:01 PM
Game Duration: 1:50
Attendance: 13,634

Officials: Kelly Pfeifer, Tariq Lewis, Jordan Love

NO. Name	Min	FG		3P		FT		Rebounds		Fouls		TP	AS	TO	ST	Blocks		+/-
		M-A	M-A	M-A	M-A	OR	DR	OR	DR	BS	BA							
51 Rienk Mast	F 27:21	6-14	2-5	6-6	5	11	16	2	4	20	2	2	0	0	0	0	26	
53 Josiah Allick	F 28:38	1-3	0-0	3-4	3	2	5	1	4	5	0	2	0	1	0	0	27	
0 C.J. Wilcher	G 19:51	2-6	1-4	1-2	0	1	4	1	6	2	0	0	1	1	1	19		
3 Brice Williams	G 22:19	3-9	2-4	7-7	2	4	6	3	4	15	2	1	0	1	1	20		
10 Jamarcus Lawrence G	24:40	2-6	0-3	1-2	0	5	5	1	1	5	4	3	0	0	0	10		
1 Sam Hoberg	22:37	1-3	1-3	0-0	1	2	3	1	2	3	1	2	4	0	0	14		
9 Jarron Coleman	17:54	1-3	1-3	1-3	0	3	3	0	3	4	3	3	0	0	0	11		
11 Eli Rice	22:18	4-9	3-6	5-8	0	4	4	1	5	16	0	0	0	0	0	11		
21 Matar Diop	05:17	0-0	0-0	0-0	0	1	1	4	0	0	0	0	0	0	0	-6		
31 Cale Jacobsen	05:05	1-1	0-0	1-2	0	0	0	0	0	1	3	1	0	0	0	0		
24 Jeff Grace	02:20	1-1	0-0	0-0	1	0	1	0	0	2	0	0	0	0	0	1		
35 Henry Burt	01:40	1-1	0-0	0-2	0	1	1	0	1	2	0	0	0	0	0	2		
Team					4	5												
Totals		23-56	10-28	25-36	16	39	55	17	26	81	15	18	7	5	3	27		

Record: 2-0

Shooting By Period
1st FG% 17-30 56.7%
3PT% 9-19 47.4%
FT% 8-11 72.7%
2nd FG% 10-26 38.5%
3PT% 2-11 18.2%
FT% 11-18 61.1%
GM FG% 27-56 48.2%
3PT% 11-30 36.7%
FT% 19-29 65.5%

Dead Ball Rebounds: 4, 0

Technical Fouls: NONE

Biggest lead: 1 (1st 15:38) 29 (2nd 12:39)
Best Scoring Run: 5 (2nd 10:54) 12 (1st 12:12)
Lead Changes: 2
Times Tied: 0
Time with Lead: 00:18 39:12

Points from Turnovers: 9 11
Paint: 26 24
Second Chance: 9 18
Fast Breaks: 3 9
Bench: 24 30

Period by Period Scoring
1st 2nd TOT
FAMU 25 29 54
NEB 41 40 81

GAME 3 NEBRASKA 64, RIDER 50

Official Basketball Box Score - Final
Rider at Nebraska
11/13/23 Pinnacle Bank Arena, Lincoln
Nebraska vs. Rider

Game Time: 7:05 PM
Game Duration: 1:57
Attendance: 13,679

Officials: Keith Kirtle, Amy Bonner, Marquis Pettigrew

NO. Name	Min	FG		3P		FT		Rebounds		Fouls		TP	AS	TO	ST	Blocks		+/-
		M-A	M-A	M-A	M-A	OR	DR	OR	DR	BS	BA							
14 JT Langston Jr.	F 23:50	1-4	0-1	1-2	1	3	4	1	1	3	0	2	3	0	0	0	-8	
33 Tariq Ingraham	F 33:30	1-6	0-0	2-2	1	7	8	3	1	4	2	0	3	1	0	0	-10	
2 Allen Powell	G 35:15	2-13	1-8	0-0	2	2	5	3	0	2	0	0	0	0	0	0	-8	
3 Corey McKeithan	G 34:19	6-14	2-6	4-5	0	5	1	2	18	2	4	0	1	0	0	-14		
35 T.J. Weeks Jr.	G 28:56	2-9	1-5	1-1	4	5	4	1	6	0	1	2	0	0	0	0	-12	
5 Mervin James	19:44	4-7	2-3	0-0	2	3	5	5	1	10	1	2	1	0	0	-8		
0 DJ Dudley	14:41	1-3	0-2	2-2	0	3	3	0	1	4	0	2	0	0	0	-1		
21 Tyreek Weeks	01:52	0-0	0-0	0-0	0	0	0	0	0	0	0	0	0	0	0	-4		
33 Anthony McCall	07:52	0-0	0-0	0-0	1	1	0	1	2	1	0	2	0	0	0	-5		
Team					1	0	1											
Totals		17-56	6-25	10-12	7	27	34	18	9	50	8	11	10	5	0	-14		

Record: 1-2

Shooting By Period
1st FG% 11-30 36.7%
3PT% 5-15 33.3%
FT% 2-3 66.7%
2nd FG% 6-26 23.1%
3PT% 1-10 10.0%
FT% 8-9 88.9%
GM FG% 17-56 30.4%
3PT% 6-25 24.0%
FT% 10-12 83.3%

Dead Ball Rebounds: 1, 0

Technical Fouls: James 2nd 13:21

Biggest lead: 1 (1st 20:00) 18 (2nd 1:44)
Best Scoring Run: 9 (2nd 10:41) 17 (2nd 1:44)
Lead Changes: 0
Times Tied: 2
Time with Lead: 00:00 37:12

Points from Turnovers: 4 9
Paint: 16 18
Second Chance: 10 13
Fast Breaks: 2 14
Bench: 14 26

Period by Period Scoring
1st 2nd TOT
RIDER 29 21 50
NEB 38 26 64

GAME 4 NEBRASKA 84, STONY BROOK 63

Official Basketball Box Score - Final
Stony Brook at Nebraska
11/13/23 Pinnacle Bank Arena, Lincoln
Nebraska vs. Stony Brook

Game Time: 7:01 PM
Game Duration: 1:50
Attendance: 13,634

Officials: Kelly Pfeifer, Tariq Lewis, Jordan Love

NO. Name	Min	FG		3P		FT		Rebounds		Fouls		TP	AS	TO	ST	Blocks		+/-
		M-A	M-A	M-A	M-A	OR	DR	OR	DR	BS	BA							
4 Chris Maidoh	F 21:12	4-5	0-0	1-1	3	5	8	3	2	9	2	0	1	1	0	1		
5 Aaron Clarke	G 32:37	3-11	1-7	0-2	0	5	8	0	3	7	2	1	1	0	0	-15		
13 Dean Noll	G 29:01	6-14	2-5	0-0	1	2	3	4	3	14	0	1	3	0	0	-15		
21 Andre Snoddy	G 25:06	1-4	0-1	2-3														



GAME 5 NEBRASKA 84, OREGON STATE 63



Official Basketball Box Score - Final
Oregon St. at Nebraska
11/28/23 Sanford Pavilion, Sioux Falls
2023-24 Men's Basketball

Game Time: 3:00 PM
Game Duration: 1:56
Attendance: 2,938

Officials: Kelly Pflaffer, Rob Kueneman, Nate Harris

Oregon St. - 63		Record: 3-1																						
NO.	Name	Min	FG	3P	FT	Rebounds	Fouls	TP	AS	TO	ST	Blocks	+/-	Shooting By Period		1st FG%		2nd FG%		3rd FG%				
			M-A	M-A	M-A	OR	DR	PF				BS	BA	9-30	30.0%	1-12	8.3%	10-24	41.7%	14-16	87.5%			
34	Tyler Bloudeau	F	32-53	4-10	0-2	7-7	0	7	4	4	15	1	1	1	-18	3PT%		4-13		26.7%				
15	Cirol Marial	C	05-35	0-1	0-1	0-0	2	1	1	0	0	0	0	-4	FT%		7-8		87.5%					
0	Jordan Pope	G	35-41	8-12	3-5	6-6	2	1	3	1	5	25	3	3	0	2nd FG%		10-24		41.7%				
1	Christian Wright	G	19-40	2-5	1-2	1-2	0	1	1	3	2	6	2	2	0	3PT%		5-10		50.0%				
4	Dexter Akanno	G	14-42	0-7	0-4	0-0	0	1	1	2	2	0	0	0	GM FG%		19-54		35.2%					
24	KC Bekwe	G	10-34	1-4	0-0	0-0	4	1	5	1	2	2	0	0	3PT%		6-22		27.3%					
5	Justin Rochelin	G	13-25	2-8	2-6	2-2	2	2	2	5	1	8	0	0	FT%		19-21		90.5%					
11	DaJohn Craig	F	17-37	1-3	0-1	1-2	0	2	3	2	1	3	2	1	Dead Ball Rebounds:		0		1		0			
22	Thomas Ndong	G	11-02	0-0	0-0	0	0	1	1	2	2	0	0	0										
12	Michael Rataj	G	09-39	0-3	0-1	0-0	1	1	2	0	0	1	0	0										
3	Kevin Marrs	G	12-51	1-1	0-0	0-0	1	1	1	2	0	0	0	0										
14	Josiah Lake II	G	13-31	0-0	0-0	2-2	0	1	1	1	2	1	0	0										
2	Jayden Stevens	G	02-50	0-0	0-0	0-0	0	1	1	0	0	0	0	0										
Team						0	2	2			0	0												
Totals			19-54	6-22	19-21	9	22	31	23	19	63	11	9	4	3	-21								

Nebraska - 84		Record: 5-0																						
NO.	Name	Min	FG	3P	FT	Rebounds	Fouls	TP	AS	TO	ST	Blocks	+/-	Shooting By Period		1st FG%		2nd FG%		3rd FG%				
			M-A	M-A	M-A	OR	DR	PF				BS	BA	9-30	44.4%	5-15	33.3%	7-13	53.8%	9-13	69.2%			
51	Rienk Mast	F	28-53	5-12	0-2	5-6	6	7	13	2	5	15	2	0	0	0	0	22	3PT%		4-13		30.8%	
53	Josiah Allick	F	24-59	2-6	0-0	4-6	2	2	4	3	5	8	0	1	2	0	1	17	FT%		7-13		53.8%	
3	Brice Williams	G	28-21	9-17	3-7	4-4	3	0	3	0	4	25	2	2	1	1	25	2nd FG%		14-29		48.3%		
10	Jamarques Lawrence	G	22-45	1-3	0-0	1-1	0	5	5	2	1	3	0	0	0	0	14	3PT%		9-13		33.3%		
30	Kaisel Tomingana	G	25-09	3-6	2-3	0-0	2	2	2	2	2	2	2	2	0	0	19	GM FG%		30-65		46.2%		
4	Juwana Gary	G	20-58	1-4	1-2	4	6	10	3	2	12	2	2	1	2	1	7	3PT%		8-24		33.3%		
0	C.J. Wilcher	G	12-44	1-2	1-2	0-0	0	0	0	0	3	1	0	0	0	0	0	FT%		16-26		61.5%		
1	Sam Holberg	G	11-48	2-4	1-3	0-1	0	0	0	3	1	5	0	1	0	0	0	6	Dead Ball Rebounds:		5		1	
9	Jarron Coleman	F	14-50	0-2	0-2	1-2	0	2	1	2	1	3	0	1	0	0	10							
11	Eli Rice	G	02-25	0-1	0-0	0-0	1	1	2	0	0	0	0	0	0	0	0	-3						
21	Metar Diop	G	02-25	1-1	0-0	0-2	2	2	0	1	2	1	0	0	0	0	-3							
31	Cale Jacobsen	G	02-25	1-1	0-0	0-2	0	0	0	2	1	2	0	0	0	0	-3							
24	Jeff Grace	G	01-09	0-0	0-0	0-0	0	0	0	0	0	0	0	0	0	0	-3							
35	Henry Burt	G	01-09	0-0	0-0	0-0	0	0	0	0	0	0	0	0	0	0	-3							
Team						2	1	3			0	0												
Totals			30-65	8-24	16-26	17	27	44	19	23	84	16	6	8	3	3	21							

OSU		NEB		Points from Turnovers		Period by Period Scoring	
1st	2nd	TOT	1st	2nd	TOT	OSU	NEB
6 (1st 18:12)	31 (2nd 14:06)	37	5	14	19	24	39
7 (2nd 11:15)	20 (1st 3:21)	27	16	38	54	36	63
1	1	2	6	22	28		

GAME 6 NEBRASKA 89, DUQUESNE 79



Official Basketball Box Score - Final
Duquesne at Nebraska
11/22/23 Pinacle Bank Arena, Lincoln
Nebraska vs. Duquesne

Game Time: 7:01 PM
Game Duration: 2:14
Attendance: 14,426

Officials: Rob Kueneman, WI Howard, Lewis Garrison

Duquesne - 79		Record: 4-2																							
NO.	Name	Min	FG	3P	FT	Rebounds	Fouls	TP	AS	TO	ST	Blocks	+/-	Shooting By Period		1st FG%		2nd FG%		3rd FG%					
			M-A	M-A	M-A	OR	DR	PF				BS	BA	9-30	42.4%	1-12	8.3%	10-24	41.7%	14-16	87.5%				
5	Haili Barre	F	21-54	1-3	0-0	0-0	1	2	3	2	0	0	0	0	0	0	0	-11	3PT%		4-15		26.7%		
23	Andrej Savrasov	F	14-05	1-3	1-2	0-0	0	3	3	2	1	3	0	0	0	0	0	-18	FT%		7-8		87.5%		
1	Jimmy Clark III	G	24-44	5-13	1-5	4-4	0	0	0	3	4	5	2	15	2	1	0	0	-8	2nd FG%		14-30		46.7%	
3	Daq Dae Grant	G	38-04	7-16	1-8	9-9	1	2	3	1	6	24	3	0	0	0	0	-7	3PT%		4-14		28.6%		
32	Kareem Rozler	G	30-10	6-10	4-8	0-0	1	0	1	4	0	16	1	1	1	1	1	-7	FT%		8-9		88.9%		
33	Hassan Drame	G	14-22	0-5	0-2	0-0	2	4	6	2	0	1	0	0	0	0	0	-4	GM FG%		28-63		44.4%		
34	Foussy Drame	G	29-33	5-7	1-2	1-2	2	6	8	1	1	12	0	2	0	0	0	-4	3PT%		8-29		27.6%		
2	David Dixon	F	11-48	3-3	0-0	1-2	4	2	6	5	1	7	0	0	0	0	0	-14	FT%		1-11		9.1%		
55	Kallon Nicholls	G	06-10	0-1	0-0	0-0	0	1	1	1	1	0	0	0	0	0	0	-7	Dead Ball Rebounds:		1		0		
7	Jakub Necas	G	09-10	0-2	0-0	0-0	1	0	1	0	0	1	0	0	0	0	0	-7							
Team						1	0	1			0	0													
Totals			28-63	8-29	15-17	14	23	37	24	13	79	8	6	1	4	2	10								

Nebraska - 89		Record: 6-0																							
NO.	Name	Min	FG	3P	FT	Rebounds	Fouls	TP	AS	TO	ST	Blocks	+/-	Shooting By Period		1st FG%		2nd FG%		3rd FG%					
			M-A	M-A	M-A	OR	DR	PF				BS	BA	9-30	13.2%	4-13	30.8%	7-13	53.8%	9-13	69.2%				
51	Rienk Mast	F	30-39	2-6	0-2	6-6	2	4	6	3	3	10	3	2	0	0	0	0	-5	3PT%		4-13		30.8%	
53	Josiah Allick	F	22-57	3-5	1-1	5-7	2	5	7	0	6	12	5	0	0	0	0	0	-14	FT%		7-9		77.8%	
3	Brice Williams	G	30-06	3-6	1-3	4-4	0	1	1	3	4	11	1	0	0	0	0	0	-2	2nd FG%		13-25		52.0%	
10	Jamarques Lawrence	G	26-22	2-4	2-4	0-0	0	2	2	1	6	3	0	0	0	0	0	-2	3PT%		5-11		45.5%		
30	Kaisel Tomingana	G	23-15	6-12	2-7	8-10	0	2	2	1	6	23	0	0	0	0	0	-3	FT%		21-22		95.5%		
0	C.J. Wilcher	G	16-17	1-2	0-1	0-0	0	2	2	1	2	1	0	0	0	0	0	-14	GM FG%		28-63		44.4%		
1	Sam Holberg	G	14-13	0-3	1-1	0-0	0	0	0	0	0	0	0	0	0	0	0	-12	3PT%		9-24		37.5%		
4	Juwana Gary	G	22-03	7-10	2-4	4-4	2	3	5	3	2	20	1	0	0	0	0	0	-10	FT%		28-31		90.3%	
9	Jarron Coleman	F	13-38	1-5	0-1	0-0	1	1	1	2	1	2	4	0	0	0	0	12	Dead Ball Rebounds:		0		0		
Team						0	2	2			0	0													
Totals			26-53	9-24	28-31	7	22																		

2024-25 NEBRASKA BASKETBALL 2023-24 SEASON BOXSCORES

GAME 9 MINNESOTA 76, NEBRASKA 65

Official Basketball Box Score - Final
Nebraska at Minnesota
 12/02/23 Briarley Arena, Minneapolis
 2023-24 Men's Basketball
 Game Time: 8:00 PM
 Game Duration: 2:06
 Attendance: 6,899
 Officials: D.J. Carstensen, Terry Oglesby, John Floyd

Nebraska - 65		Record: 7-2 (0-1)															
NO.	Name	Min	FG	3P	FT	Rebounds	Fouls	TP	AS	TO	ST	Blocks	±				
			M-A	M-A	M-A	OR	DR	PF	FF	FD		BS	BA				
51	Rienk Mast	F 30:05	2-7	0-0	0-0	2	3	5	3	0	4	3	1	1	0	1	-11
53	Josiah Alick	F 21:30	1-2	0-0	1-2	0	3	3	0	1	3	1	2	0	0	1	-7
3	Brice Williams	G 30:28	8-16	1-3	1-2	3	3	6	5	1	18	4	4	3	1	1	-8
10	Jamarques Lawrence	G 32:56	5-9	3-5	3-4	1	6	7	3	2	16	1	7	1	0	1	-10
30	Keisei Tominaga	G 24:04	0-5	0-4	4-4	0	0	0	2	1	4	0	1	0	0	0	-11
0	C.J. Wilcher	18:07	3-6	1-2	2-2	1	2	3	2	2	9	2	1	0	0	1	-2
4	Juwan Gary	30:54	5-7	0-1	1-1	2	2	4	3	1	11	2	2	2	0	0	-9
1	Sam Holberg	08:28	0-0	0-0	0-0	0	0	0	0	0	0	0	0	0	0	0	-4
9	Jarron Coleman	03:25	0-1	0-1	0-0	0	0	0	2	0	0	0	0	0	0	0	-4
31	Cale Jacobsen	00:03	0-0	0-0	0-0	0	0	0	1	0	0	0	0	0	0	0	-1
Team						3	4			0							
Totals			24-53	5-18	12-15	10	22	32	21	8	65	15	18	7	1	7	-11

Shooting By Period		
1 st	2 nd	3 rd
FG%	17-29	58.6%
3PT%	3-6	50.0%
FT%	2-2	100%
2 nd FG%	7-14	29.2%
3PT%	2-12	16.7%
FT%	10-13	76.9%
GM FG%	24-53	45.3%
3PT%	5-18	27.8%
FT%	12-15	80.0%

Dead Ball Rebounds: 3, 0

Technical Fouls: NONE

Official Basketball Box Score - Final
Minnesota - 76
 12/02/23 Briarley Arena, Minneapolis
 2023-24 Men's Basketball
 Game Time: 8:00 PM
 Game Duration: 2:06
 Attendance: 6,899
 Officials: D.J. Carstensen, Terry Oglesby, John Floyd

Minnesota - 76		Record: 6-3 (1-1)															
NO.	Name	Min	FG	3P	FT	Rebounds	Fouls	TP	AS	TO	ST	Blocks	±				
			M-A	M-A	M-A	OR	DR	PF	FF	FD		BS	BA				
1	Josiah Alick	F 22:40	6-8	1-1	2-2	5	0	5	0	1	15	2	2	0	1	0	7
3	Dawson Garcia	F 06:45	0-0	0-0	0-0	0	2	2	0	0	0	0	0	0	0	0	1
0	Elijah Hawkins	G 34:50	2-4	2-3	6-10	1	5	6	2	6	12	11	4	1	1	0	22
4	Braden Carrington	G 32:23	4-10	1-4	4-5	1	4	5	3	6	13	2	2	3	1	0	7
24	Cam Christie	G 25:04	3-8	2-7	1-2	0	3	3	1	1	9	1	1	0	1	0	4
21	Pharrel Payne	35:19	5-6	0-0	2-6	1	3	4	2	4	12	1	3	1	2	1	11
2	Mike Mitchell Jr.	23:28	5-14	2-8	0-0	0	0	0	1	0	10	0	2	5	0	0	5
5	Isiah Iinien	09:29	0-2	0-2	1-2	2	1	3	0	2	1	0	0	0	0	0	-11
23	Parker Fox	00:02	0-1	0-0	2-2	0	0	0	0	1	2	1	2	0	1	0	9
Team						3	1	4		0							
Totals			25-53	8-25	18-29	13	19	32	9	21	76	18	16	10	7	1	11

Shooting By Period		
1 st	2 nd	3 rd
FG%	9-26	34.6%
3PT%	3-14	21.4%
FT%	9-9	100%
2 nd FG%	16-27	59.3%
3PT%	5-11	45.5%
FT%	15-24	62.5%
GM FG%	25-53	47.2%
3PT%	8-25	32.0%
FT%	18-29	62.1%

Dead Ball Rebounds: 4, 0

Technical Fouls: Mitchell Jr., 2nd; 4, 2

		NEB	UMN
Biggest lead		17 (1 st 1:13)	11 (2 nd 0:32)
Best Scoring Run		9 (1 st 3:37)	13 (2 nd 13:14)
Lead Changes		9	9
Times Tied		5	5
Time with Lead		19:42	16:55

Points from		NEB	UMN
Turnovers		4	8
Paint		28	30
Second Chance		8	4
Fast Breaks		8	11
Bench		20	27

Period by Period Scoring			
	1st	2nd	TOT
NEB	39	26	65
UMN	24	52	76

GAME 10 NEBRASKA 77, MICHIGAN STATE 70

Official Basketball Box Score - Final
Nebraska St. at Nebraska
 12/10/23 Prineas Bank Arena, Lincoln
 Nebraska vs. Michigan State
 Game Time: 5:37 PM
 Game Duration: 2:00
 Attendance: 14,585
 Officials: Brian Dray, Tim Over, Bret Smith

Nebraska - 77		Record: 4-5 (0-2)															
NO.	Name	Min	FG	3P	FT	Rebounds	Fouls	TP	AS	TO	ST	Blocks	±				
			M-A	M-A	M-A	OR	DR	PF	FF	FD		BS	BA				
25	Malik Hall	F 33:51	7-14	1-2	7-7	2	5	7	2	4	22	3	0	1	2	0	-8
22	Mady Sissoko	C 12:59	0-0	0-0	0-0	1	2	3	2	1	0	1	0	0	0	0	-7
2	Tyson Walker	G 35:01	7-18	3-8	0-0	4	4	4	2	2	17	2	2	1	0	0	-4
3	Jaden Atkins	G 28:16	4-7	2-4	0-0	1	3	4	2	0	10	0	1	0	0	0	-7
11	A.J. Hoggard	G 27:56	5-10	1-1	1-2	1	4	5	2	12	3	1	2	0	3	-11	
15	Carson Cooper	G 12:01	1-2	0-0	0-0	0	0	0	0	0	2	0	1	0	0	0	0
1	Jeremy Fears Jr.	09:58	0-2	0-0	0-0	0	0	0	0	0	2	0	3	0	0	0	3
5	Tre Holloman	19:21	1-5	1-2	0-0	0	1	1	0	1	0	1	0	0	0	0	1
55	Coen Carr	20:39	2-3	0-0	0-0	1	2	3	2	0	4	1	1	1	0	1	-2
Team						2	2	4		0							
Totals			27-61	8-17	8-9	8	23	31	13	11	70	14	9	5	2	4	-7

Shooting By Period		
1 st	2 nd	3 rd
FG%	14-29	48.3%
3PT%	4-8	50.0%
FT%	2-2	100%
2 nd FG%	13-32	40.6%
3PT%	4-9	44.4%
FT%	6-7	85.7%
GM FG%	27-61	44.3%
3PT%	8-17	47.1%
FT%	8-9	88.9%

Dead Ball Rebounds: 1, 0

Technical Fouls: NONE

Official Basketball Box Score - Final
Nebraska - 77
 12/10/23 Prineas Bank Arena, Lincoln
 Nebraska vs. Michigan State
 Game Time: 5:37 PM
 Game Duration: 2:00
 Attendance: 14,585
 Officials: Brian Dray, Tim Over, Bret Smith

Nebraska - 77		Record: 8-2 (1-1)															
NO.	Name	Min	FG	3P	FT	Rebounds	Fouls	TP	AS	TO	ST	Blocks	±				
			M-A	M-A	M-A	OR	DR	PF	FF	FD		BS	BA				
4	Juwan Gary	F 35:59	8-11	2-4	2-3	0	3	3	2	3	20	1	1	3	2	0	10
51	Rienk Mast	F 34:25	4-9	0-2	0-0	3	11	14	3	0	8	6	3	0	1	0	8
3	Brice Williams	G 30:02	4-7	1-2	5-6	0	3	3	2	4	14	0	2	0	1	0	9
10	Jamarques Lawrence	G 25:54	1-5	0-1	0-0	0	3	3	2	0	2	4	2	0	0	0	0
30	Keisei Tominaga	G 24:45	5-12	3-7	2-2	0	0	0	1	2	15	1	0	1	0	0	4
0	C.J. Wilcher	15:00	3-5	2-4	2-2	1	1	2	0	2	10	1	0	0	0	0	-3
1	Sam Holberg	16:38	1-4	1-2	2-2	0	3	3	1	1	5	2	0	1	0	2	8
21	Matar Diop	05:35	0-0	0-0	0-0	0	0	0	0	0	1	0	1	0	0	0	-1
11	Eli Rice	06:39	1-1	1-1	0-0	0	0	0	0	0	0	0	0	0	0	0	0
Team						1	2	3		0							
Totals			27-54	10-23	13-15	5	26	31	13	11	77	16	9	5	4	2	7

Shooting By Period		
1 st	2 nd	3 rd
FG%	11-29	37.9%
3PT%	7-16	43.8%
FT%	2-2	100%
2 nd FG%	16-25	64.0%
3PT%	3-7	42.9%
FT%	11-13	84.6%
GM FG%	27-54	50.0%
3PT%	10-23	43.5%
FT%	13-15	86.7%

Dead Ball Rebounds: 1, 0

Technical Fouls: NONE

		MSU	NEB
Biggest lead		7 (1 st 12:19)	7 (2 nd 0:25)
Best Scoring Run		7 (1 st 12:19)	8 (1 st 10:23)
Lead Changes		15	15
Times Tied		6	6
Time with Lead		17:33	17:55

Points from		MSU	NEB
Turnovers		4	8
Paint		28	30
Second Chance		8	4
Fast Breaks		5	8
Bench		9	18

Period by Period Scoring			
	1st	2nd	TOT
MSU	34	36	70
NEB	31	46	77

GAME 11 NEBRASKA 62, KANSAS STATE 46

Official Basketball Box Score - Final
Nebraska at Kansas St.
 12/17/23 Bramlage Coliseum, Manhattan
 2023-24 Men's Basketball
 Game Time: 2:01 PM
 Game Duration: 1:57
 Attendance: 10,206
 Officials: Kipp Kissinger, Paul Szeb, Marques Pettigrew

Nebraska - 62		Record: 9-2															
NO.	Name	Min	FG	3P	FT	Rebounds	Fouls	TP	AS	TO	ST	Blocks	±				
			M-A	M-A	M-A	OR	DR	PF	FF	FD		BS	BA				
4	Juwan Gary	F 30:39	6-16	1-2	0-0	11	7	18	3	0	13	1	3	0	1	2	17
51	Rienk Mast	F 36:23	8-15	3-4	0-1	4	8	12	1	2	19	3	3	0	0	3	18
3	Brice Williams	G 31:59	4-12	2-7	0-1	1	8	9	3	1	10	2</					

2024-25 NEBRASKA BASKETBALL
2023-24 SEASON BOXSCORES



GAME 13 NEBRASKA 91, SOUTH CAROLINA STATE 62



Official Basketball Box Score - Final
South Carolina St. at Nebraska
12/23/23 Pinnacle Bank Arena, Lincoln
2023-24 Men's Basketball

Game Time: 6:31 PM
Game Duration: 2:01
Attendance: 14,987

Officials: Bret Smith, Rob Kueneman, Steve McJunkins

NO.	Name	Min	FG		3P		FT		Rebounds		Fouls		TP	AS	TO	ST	Blocks		+/-
			M	A	M	A	O	R	O	R	O	D					O	O	
4	Caleb McCarty	F 16:18	0-2	0-0	0-2	2-4	6-4	4-1	0	0	0	1	0	0	1	0	1	1	-30
13	Drayton Jones	F 18:46	0-3	0-0	2-4	1-1	2-3	2-2	0	0	1	0	1	0	1	0	1	18	
00	Omar Croskey	G 18:20	2-9	0-1	2-2	2-1	3-3	2-3	0	0	2	0	2	0	2	0	2	21	
12	Mitchell Taylor	G 21:21	3-7	0-0	0-0	3-3	3-0	6-2	4	0	0	0	0	0	0	0	0	-2	
24	Shaman Alston	G 15:48	0-4	0-1	2-2	0-2	2-0	3-2	1	3	1	1	0	0	0	0	0	-6	
2	Jordan Simpson	15:42	7-11	1-1	2-2	1-2	3-3	17-11	1	2	0	0	0	0	0	0	0	10	
3	Michael Teal	20:58	4-9	2-6	1-1	1-1	2-2	11-0	4	1	0	0	0	0	0	0	0	-12	
55	Davion Everett	09:48	3-6	0-0	0-0	2-6	8-1	0-6	0	2	0	0	0	0	0	0	0	-37	
42	Dallas James	09:15	1-1	0-0	0-0	0-0	0-0	1-2	0	0	0	0	0	0	0	0	0	-4	
1	Alba Taylor	11:40	0-6	0-1	0-0	0-0	0-0	1-0	0	1	1	0	0	0	0	0	0	-15	
11	Wilson Dubinsky	21:54	0-9	0-7	0-0	0-0	0-0	1-1	0	2	2	1	0	0	1	0	0	-19	
5	Raquan Brown	20:10	3-7	2-5	2-2	2-5	7-3	2-10	2	0	0	0	0	0	0	0	0	-1	
Team			2-2	4-4					0	1									
Totals		23-74	5-23	11-15	13-27	40-21	18-62	9-19	9-3	7-29									

Technical Fouls: Team 2nd 9:10

NO.	Name	Min	FG		3P		FT		Rebounds		Fouls		TP	AS	TO	ST	Blocks		+/-
			M	A	M	A	O	R	O	R	O	D					O	O	
4	Juwan Gary	F 15:42	1-3	0-2	3-4	2-1	3-0	2-5	4	0	1	4	0	1	4	0	24		
53	Joshia Allick	F 18:35	4-4	0-0	2-2	1-6	7-7	1-2	10	4	1	2	1	0	1	0	17		
3	Brice Williams	G 20:08	5-10	1-4	5-5	0-7	7-7	2-14	16	1	3	0	2	0	0	0	30		
10	Jamarques Lawrence	G 12:51	2-5	1-2	3-4	0-3	3-3	2-8	1	4	0	0	0	0	0	0	19		
30	Keisei Tomiなが	G 16:26	2-5	1-3	0-0	1-4	5-1	0-5	1	0	3	0	1	0	0	0	17		
1	Sam Holberg	16:34	2-6	0-2	1-2	3-4	7-3	1-1	5	3	2	2	0	1	1	0	14		
0	C.J. Wilcher	18:31	7-9	2-4	2-2	0-2	2-0	1-18	0	2	3	0	0	0	0	0	24		
11	Eli Rice	24:18	2-8	2-6	4-6	0-2	4-4	10-11	0	2	0	2	0	1	5	0	5		
21	Matar Dipp	20:20	0-1	0-0	0-3	1-3	4-2	0-0	0	1	2	0	0	0	0	0	-4		
9	Jarron Coleman	19:30	3-7	2-5	0-0	0-0	1-1	8-6	6	1	0	0	0	0	0	0	-4		
31	Cale Jacobsen	13:13	1-3	0-2	2-2	0-2	0-1	4-1	1	0	0	0	0	0	0	0	-12		
24	Jeff Grace	03:52	0-0	0-0	2-2	1-0	1-1	2-0	0	0	0	0	0	0	0	0	-13		
Team			1-6	7-7					0	0									
Totals		29-61	9-30	24-32	10-40	50-18	21-91	22-20	16-7	3-29									

Technical Fouls: NONE

SCS		NEB		Points from		Period by Period Scoring		
1st	2nd	1st	2nd	1st	2nd	TOT	TOT	
Biggest lead	0 (1 st 20:00)	49 (2 nd 8:39)	Turnovers	13	19	Paint	26	34
Best Scoring Run	10 (2 nd 2:21)	12 (1 st 14:21)	Second Chance	9	8	Fast Breaks	11	51
Lead Changes	0	0	Fast Breaks	12	23	Bench	51	62
Times Tied	0	0	NEB	51	62	NEB	51	62
Time with Lead	0:00	38:26	WIS	51	37	TOT	88	88

GAME 15 NO. 21 WISCONSIN 88, NEBRASKA 72



Official Basketball Box Score - Final
Nebraska at Wisconsin
01/08/24 Kohl Center, Madison
2023-24 Men's Basketball

Game Time: 1:15 P
Game Duration: 1:
Attendance: 15,0

Officials: D.J. Carstensen, Earl Walton, Courtney Gre

NO.	Name	Min	FG		3P		FT		Rebounds		Fouls		TP	AS	TO	ST	Blocks		+/-
			M	A	M	A	O	R	O	R	O	D					O	O	
4	Juwan Gary	F 17:50	4-5	0-1	0-0	0-0	4-0	8-0	0	0	0	1	0	0	1	0	0	-11	
51	Rienk Mast	F 32:06	6-14	2-7	2-4	1-5	6-12	0-1	1	5	16	2	0	1	1	0	0	-17	
3	Brice Williams	G 31:48	3-9	1-3	3-3	0-4	4-4	1-3	10	6	1	0	0	0	0	0	0	-15	
10	Jamarques Lawrence	G 16:35	1-3	1-2	0-0	2-2	3-3	0-3	0	3	1	0	0	0	0	0	0	-15	
30	Keisei Tomiなが	G 31:51	7-10	3-6	0-0	0-0	1-1	17-2	2	2	0	0	0	0	0	0	0	-8	
1	Sam Holberg	19:52	1-4	1-2	2-2	0-6	6-2	2-5	2	1	0	0	1	0	0	0	0	-4	
53	Joshia Allick	22:30	1-3	1-1	1-2	2-3	5-1	2-4	2	2	0	0	0	0	0	0	0	-14	
0	C.J. Wilcher	16:33	2-4	2-3	0-0	1-1	2-0	6-0	3	1	1	0	0	0	0	0	0	-11	
11	Eli Rice	08:25	1-1	1-0	0-0	1-1	0-3	1-0	0	3	1	0	0	0	0	0	0	0	
21	Matar Dipp	01:15	0-0	0-0	0-0	0-0	0-0	0-0	0	0	0	0	0	0	0	0	0	-5	
31	Cale Jacobsen	01:15	0-0	0-0	0-0	0-0	0-0	0-0	0	0	0	0	0	0	0	0	0	0	
Team			0-1	1-1					0	0									
Totals		26-53	12-26	8-11	3-23	26	16	13	72	16	12	4	4	0	0	0	0	-16	

Technical Fouls: NONE

NO.	Name	Min	FG		3P		FT		Rebounds		Fouls		TP	AS	TO	ST	Blocks		+/-
			M	A	M	A	O	R	O	R	O	D					O	O	
5	Tyler Wahl	F 31:02	6-10	1-1	4-6	4-4	8-2	5-17	4	1	1	0	0	0	2	0	0	23	
22	Steven Crowl	F 30:08	4-5	1-2	0-0	1-6	7-1	1-9	4	1	0	0	0	0	0	0	0	2	
2	AJ Storr	G 19:59	3-8	1-3	3-5	2-3	5-1	3-10	3	2	1	0	0	0	0	0	0	5	
11	Max Klemit	G 25:27	1-2	1-2	0-0	3-3	2-2	3-0	0	1	0	0	0	0	0	0	0	5	
23	Chucky Hepburn	G 32:51	5-8	3-5	0-0	2-2	1-0	13-6	1	3	1	0	0	0	0	0	0	10	
14	Carter Gilmore	06:52	1-1	0-0	0-0	0-0	1-0	2-1	0	0	0	0	0	0	0	0	0	-4	
25	John Blackwell	18:46	5-8	1-2	1-1	0-3	3-0	1-12	0	0	0	0	0	0	0	0	0	14	
3	Connor Essegian	12:27	4-9	4-7	0-0	1-1	0-2	12-0	0	0	0	0	0	0	0	0	0	14	
4	Kamar McGee	05:54	2-2	1-1	0-0	1-1	2-0	5-0	0	0	0	0	0	0	0	0	0	11	
31	Nolan Winter	08:37	2-5	0-2	1-1	0-1	2-2	5-0	0	0	0	0	0	0	0	0	0	11	
10	Isaac Lindsey	02:06	0-1	0-0	0-0	0-0	0-0	0-0	0	0	0	0	0	0	0	0	0	-3	
35	Markus Iver	02:06	0-0	0-0	0-0	0-0	0-0	0-0	0	0	0	0	0	0	0	0	0	-3	
12	Luke Haertle	01:15	0-1	0-0	0-0	0-0	0-0	0-0	0	0	0	0	0	0	0	0	0	-5	
15	Isaac Gard	01:15	0-0	0-0	0-0	0-0	0-0	0-0	0	0	0	0	0	0	0	0	0	-5	
21	Chris Hodges	01:15	0-0	0-0	0-0	0-0	0-0	0-0	0	0	0	0	0	0	0	0	0	-5	
Team			0-1	1-1					0	0									
Totals		33-60	13-26	9-13	7-25	32	13	16	88	18	8	6	0	4	16				

Technical Fouls: NONE

NEB		WIS		Points from		Period by Period Scoring		
1st	2nd	1st	2nd	1st	2nd	TOT	TOT	
Biggest lead	0 (1 st 20:00)	21 (2 nd 1:40)	Turnovers	12	17	Paint	18	36
Best Scoring Run	7 (2 nd 11:30)	8 (1 st 11:00)	Second Chance	6	7	Fast Breaks	11	4
Lead Changes	0	0	Fast Breaks	11	4	Bench	18	36
Times Tied	2	0	WIS	51	37	TOT	88	88
Time with Lead	00:00	38:26	NEB	51	37	TOT	88	88

GAME 14 NEBRASKA 86,

2024-25 NEBRASKA BASKETBALL

2023-24 SEASON BOXSCORES

GAME 17 IOWA 94, NEBRASKA 76



Official Basketball Box Score - Final

Nebraska at Iowa

01/23/24 Carver-Hawkeye Arena, Iowa City, Iowa
2023-24 Men's Basketball

Officials: Ronald Groover, Kipp Kissing, Doug Simons

Game Time: 8:37 PM

Game Duration: 1:46

Attendance: 9,670

NO.	Name	Min	FG			3P			FT			Rebounds	Fouls	TP	AS	TO	ST	Blocks			+/-
			M	A	P	M	A	P	M	A	P							BS	BA	BL	
4	Juwana Gary	F 13:41	3-8	0-3	3-4	2-3	5-5	4-2	9-0	0	0	1	0	0	0	0	0	1	0	0	-13
51	Rienk Mast	F 27:39	6-9	1-2	1-1	4-4	5-1	2-14	2-1	1	0	0	23								23
3	Brice Williams	G 30:20	3-11	0-6	0-0	0-4	4-4	2-0	6-2	2	1	0	0	0	0	0	0	0	0	0	-31
10	Jamarques Lawrence	G 09:31	0-2	0-2	0-0	0-1	1-2	1-0	1-0	1	0	0	0	0	0	0	0	0	0	0	0
30	Keisei Tomingaga	G 30:55	6-10	1-5	0-0	0-0	0-0	2-1	13-3	1	0	1	0	0	0	0	0	0	0	0	-10
1	Sam Holberg	25:07	1-5	0-2	0-0	0-6	6-1	1-0	2-4	2	2	0	0	0	0	0	0	0	0	0	-17
53	Josiah Alick	20:44	5-6	0-0	4-6	3-2	5-1	1-14	1-1	0	0	0	0	0	0	0	0	0	0	0	-3
0	C.J. Wilcher	19:01	1-4	1-3	2-2	1-3	4-4	1-1	5-2	0	0	0	0	0	0	0	0	0	0	0	-1
11	Eli Rice	18:46	4-7	1-3	2-2	1-3	4-4	0-1	11-1	1	0	0	0	0	0	0	0	0	0	0	2
21	Matar Diop	16:28	1-1	0-0	0-0	0-0	0-0	0-0	2-0	0	0	0	0	0	0	0	0	0	0	0	3
31	Cole Jacobsen	02:06	0-0	0-0	0-0	0-0	0-0	0-0	0-0	0	0	0	0	0	0	0	0	0	0	0	3
Team																					
Totals		30:63	4:26	12:15	8	26	34	14	13	76	14	8	5	1	0	0	-18	Technical Fouls: NONE			

Iowa - 94		Record: 10-6 (2-3)											Shooting By Period							
NO.	Name	Min	FG	M	A	3P	M	A	FT	M	A	Rebounds	Fouls	TP	AS	TO	ST	Blocks	+/-	
22	Patrick McCaffery	F 24:49	4-7	1-4	3-4	1-4	5-5	1-3	12-2	2	2	1	0	0	0	0	0	0	0	19
23	Ben Krikke	F 22:10	5-7	2-2	0-0	2-1	3-3	4-2	12-2	2	0	0	0	0	0	0	0	0	0	16
32	Owen Freeman	F 32:18	11-13	0-0	0-2	2-8	10-1	2-2	2-2	2	2	2	2	2	1	0	1	0	1	18
11	Tony Perkins	G 37:17	3-12	2-8	3-3	1-1	2-3	3-11	15-2	1	0	1	0	0	0	0	0	0	0	24
20	Payton Sandfort	G 35:22	6-15	5-12	2-2	1-9	10-1	2-19	5-1	1	0	0	0	0	0	0	0	0	0	21
4	Josh Dix	27:01	5-8	5-7	1-2	2-0	5-0	1-16	2-0	2	0	0	0	0	0	0	0	0	0	-9
13	Ladji Dembele	04:26	0-0	0-0	0-0	0-0	0-0	2-0	0-0	0	1	0	0	0	0	0	0	0	0	-7
5	Dasonite Bowen	02:43	0-1	0-1	0-0	0-0	0-0	0-0	0-0	0	0	0	0	0	0	0	0	0	0	-6
2	Brock Harding	10:38	1-4	0-1	0-1	0-1	0-0	0-0	1-2	2	0	0	0	0	0	0	0	0	0	-3
0	Even Brauns	03:16	0-0	0-0	0-0	0-0	0-2	1-0	0-0	0	0	0	0	0	0	0	0	0	0	1
Team																				
Totals		35:67	15:35	9:14	9	27	36	13	14	94	30	6	5	0	0	0	-18	Technical Fouls: NONE		

Biggest lead	NEB	IOWA
1 (2nd 17:13)	21	17 (2nd 2:21)
Best Scoring Run	6 (1st 13:08)	15 (1st 14:26)
Lead Changes	4	
Times Tied	3	
Time with Lead	00:22	36:24

Points from Turnovers	NEB	IOWA
1	7	9
Paint	46	32
Second Chance	10	12
Fast Breaks	6	16
Bench	34	18

Period by Period Scoring	1st	2nd	TOT
NEB	36	40	76
IOWA	41	53	94

GAME 18 RUTGERS 87, NEBRASKA 82 (OT)



Official Basketball Box Score - Final

Nebraska at Rutgers

01/17/24 Jersey Mike's Arena, Piscataway
2023-24 Men's Basketball

Officials: Eric Curry, Rob Riley, Kelly Pfister

Game Time: 7:00 PM

Game Duration: 2:39

Attendance: 8,000

Nebraska - 82		Record: 13-5 (3-4)											Shooting By Period							
NO.	Name	Min	FG	M	A	3P	M	A	FT	M	A	Rebounds	Fouls	TP	AS	TO	ST	Blocks	+/-	
4	Juwana Gary	F 22:32	4-8	1-3	0-0	3-3	6-6	0-0	9-0	0	0	1	1	1	0	0	1	1	1	13
51	Rienk Mast	F 36:15	2-12	0-3	0-1	3-5	8-5	2-4	2-2	2	2	2	1	2	2	1	1	2	15	-7
3	Brice Williams	G 39:12	6-13	4-8	5-8	0-6	6-4	4-22	2-2	3	0	0	0	0	0	0	0	0	0	-7
10	Jamarques Lawrence	G 34:03	2-8	0-5	3-3	0-6	6-3	2-7	5-2	2	0	0	0	0	0	0	0	0	0	-7
30	Keisei Tomingaga	G 32:45	5-14	4-8	2-2	0-1	1-2	2-16	0	0	2	0	0	0	0	0	0	0	0	-12
0	C.J. Wilcher	18:28	3-6	2-5	4-4	0-2	3-2	12-2	2-3	0	0	1	0	2	0	0	0	0	0	-2
1	Sam Holberg	18:58	2-2	2-2	0-0	0-1	1-1	2-1	6-1	2	0	0	0	0	0	0	0	0	0	0
53	Josiah Alick	20:05	1-3	0-1	3-4	1-4	5-3	5-3	0	1	0	0	0	0	0	0	0	0	0	-1
11	Eli Rice	02:13	0-0	0-0	1-2	0-1	1-1	0-1	0-1	0	0	0	0	0	0	0	0	0	0	-8
21	Matar Diop	00:27	0-0	0-0	0-0	0-0	0-0	0-0	0-0	0	0	0	0	0	0	0	0	0	0	-2
31	Cole Jacobsen	00:02	0-0	0-0	0-0	0-0	0-0	0-0	0-0	0	0	0	0	0	0	0	0	0	0	-2
Team																				
Totals		25:66	13:35	19:24	11	31	42	24	17	82	13	13	8	6	5	-5	Technical Fouls: NONE			

Rutgers - 87		Record: 10-7 (2-4)											Shooting By Period							
NO.	Name	Min	FG	M	A	3P	M	A	FT	M	A	Rebounds	Fouls	TP	AS	TO	ST	Blocks	+/-	
3	Mawot Mag	F 38:48	7-14	1-5	1-2	2-3	5-2	1-16	1	2	2	1	1	1	2	2	1	1	1	12
5	Aundre Hyatt	F 30:12	5-15	4-11	3-4	2-2	4-3	3-17	2	1	1	0	0	5					0	5
11	Cifford Omoruyi	C 31:18	6-11	0-0	2-7	6-9	15-3	7-14	0	1	0	0	4	1-5					0	-5
0	Derek Simpson	G 35:22	3-13	2-6	6-7	3-5	8-1	6-14	8	1	0	0	1	17					0	-5
24	Austin Williams	G 35:09	5-11	1-2	0-6	3-3	6-4	3-11	2-2	2	2	1	0	2	15				0	-5
19	Oskar Palmingqvist	04:19	0-1	0-1	0-0	0-0	0-0	1-0	0-0	0	0	0	0	0	0	0	0	0	0	-9
1	Jamichael Davis	05:20	0-1	0-0	0-0	0-2	1-0	1-0	0-0	0	0	0	0	0	0	0	0	0	0	-10
2	Noah Fernandes	19:28	2-6	1-2	2-2	1-1	1-7	2-2	0	1	0	0	1	0	0	0	0	0	0	-8
13	Antwone Woolfok	13:42	0-1	0-0	2-2	3-1	2-1	2-1	2-0	1	2	0	0	0	0	0	0	0	0	-10
10	Gavin Griffiths	07:22	2-5	2-2	0-0	0-0	0-0	0-0	1-6	0	1	0	0	0	0	0	0	0	0	-2
Team																				
Totals		30:78	11:29	16:30	25	31	56	18	24	87	16	13	6	5	6	-5	Technical Fouls: Coach 2 nd 15:39			

Biggest lead	NEB	RUT
12 (1st 8:51)	5	11 (1st 2:19)
Best Scoring Run	10 (1st 12:42)	9 (1st 2:49)
Lead Changes	14	
Times Tied	7	
Time with Lead	30:40	10:39

Points from Turnovers	NEB	RUT
16	17	
Paint	11	20
Second Chance	11	20
Fast Breaks	8	7
Bench	24	15

Period by Period Scoring	1st	2nd	OT1	TOT
NEB	36	33	13	82
RUT	36	33	18	87

GAME 19 RUTGERS 87, NEBRASKA 82 (OT)



Official Basketball Box Score - Final

Northwestern at Nebraska

01/20/24 Pinnacle Bank Arena, Lincoln
2023-24 Men's Basketball

Officials: Earl Walton, John Floyd, Andy O'Brien

Game Time: 1:16 PM

Game Duration: 2:00

Attendance: 14,977

Northwestern - 69		Record: 13-5 (4-3)											Shooting By Period							
NO.	Name	Min	FG	M	A	3P	M	A	FT	M	A	Rebounds	Fouls	TP	AS	TO	ST	Blocks	+/-	
33	Luke Hunger	F 12:46	0-1	0-0	0-0	2-0	2-1	3-0	0	0	1	0	0	0	0	1	1	0	0	-8
0	Boo Bule	G 37:26	2-15	1-6	4-5	0-0	0-0	2-4	9-0	7	2	2	0	0	0	0	0	0	0	1
3	Ty Berry	G 28:23	2-10	2-8	0-0	1-2	3-1	0-6	1-1	1	0	0	0	13					0	-13
5	Ryan Langborg	G 37:53	5-14	4-10	1-2	3-2	5-3	1-15	2-1	4	1	1	5	-5					0	-3
13	Brooks Barnhizer	G 37:01	9-15	2-5	4-4	1-6	7-4	4-4	24-4	1	4	1	4	2	1	4			0	-4
34	Matthew Nicholson	27:14	4-4	0-0	1-4	2-3	5-3	3-9	2-0	1	2	0	1	2	0	2	0	0	0	-2
2	Nick Martinelli	17:29	2-4	1-2	1-2	2-2	4-0	1-6	1	1	1	0	0	1	-1				0	-1
11	Jordan Clayton	01:48	0-0	0-0	0-0	0-0	0-0	0-0	0-0	0	0	0	0	0	0	0	0	0	0	-2
Team																				
Totals		24:63	10:31	11-17	11	15	26	14	16	69	17	7	13	5	3	-6	Technical Fouls: NONE			

Nebraska - 75		Record: 14-5 (4-4)											Shooting By Period						
NO.	Name	Min	FG	M	A	3P	M	A	FT	M	A	Rebounds	Fouls	TP	AS	TO	ST	Blocks	+/-
51	Rienk Mast	F 32:04	4-11	0-1	0-0	2-6	8-1	0-8	6-5	0									

2024-25 NEBRASKA BASKETBALL 2023-24 SEASON BOXSCORES



GAME 21 MARYLAND 73, NEBRASKA 51

Official Basketball Box Score - Final
Nebbraska at Maryland
01/27/24 XFINITY Center, College Park
2023-24 Men's Basketball

Game Time: 12:00 PM
Game Duration: 1:55
Attendance: 15,481

Officials: Kelly Hofer, Rob Kueneman, Debra Carr

NO. Name	Min	FG	3P	FT	Rebounds		Fouls	TP	AS	TO	ST	Blocks		+/-		
					OR	DR						BS	BA			
51 Rienk Mast	31:39	2-5	1-2	0-0	1	5	6	3	0	5	3	3	1	1	1	-8
53 Josiah Allick	25:14	0-2	0-0	3-6	1	3	4	3	3	2	1	0	1	1	-16	
3 Brice Williams	28:03	2-7	2-3	3-4	0	3	3	3	3	9	1	2	2	1	-11	
10 Jamarques Lawrence	25:32	3-5	2-3	0-0	2	2	1	1	8	2	4	0	0	0	-6	
30 Keisei Tomiyaga	21:36	3-10	1-5	0-0	1	1	0	0	7	0	2	1	0	0	-17	
0 C.J. Wilcher	23:18	5-7	4-6	0-0	0	0	0	4	14	1	2	0	0	0	-23	
1 Sam Holberg	19:17	0-1	0-1	0-0	2	2	2	1	0	1	2	1	0	0	-22	
11 Eli Rice	17:55	2-5	0-1	1-2	4	4	1	1	5	0	1	0	0	0	-17	
9 Jarron Coleman	02:01	0-0	0-0	0-0	0	0	0	0	0	0	0	0	0	0	3	
21 Matar Diop	02:01	0-1	0-0	0-0	1	1	1	0	0	0	0	0	0	0	3	
31 Cale Jacobsen	02:01	0-0	0-0	0-0	0	0	0	0	0	0	0	0	0	0	3	
24 Jeff Grace	01:23	0-0	0-0	0-0	0	0	0	0	0	0	0	0	0	0	1	
Team					1	2										
Totals	17-43	10-21	7-12	3-22	25	14	13	51	10	18	5	3	5	22		

Shooting By Period	
1st FG%	9-22 40.9%
3PT%	7-13 53.8%
FT%	2-4 50%
2nd FG%	8-21 38.1%
3PT%	3-8 37.5%
FT%	5-8 62.5%
GM FG%	17-43 39.5%
3PT%	10-21 47.6%
FT%	7-12 58.3%

Dead Ball Rebounds: 2.1

Points from		NEB		UMD	
Turnovers	8	25	25	25	14
Paint	12	30	30	30	14
Second Chance	5	18	18	18	14
Fast Breaks	5	6	6	6	14
Bench	19	25	25	25	14

GAME 23 NO. 14 ILLINOIS 87, NEBRASKA 84 (OT)

Official Basketball Box Score - Final
Nebbraska at Illinois
02/04/24 State Farm Center, Champaign
2023-24 Men's Basketball

Game Time: 5:30 PM
Game Duration: 2:12
Attendance: 15,544

Officials: Paul Szec, Owen Shortt, Don Dalry

NO. Name	Min	FG	3P	FT	Rebounds		Fouls	TP	AS	TO	ST	Blocks		+/-	
					OR	DR						BS	BA		
51 Rienk Mast	35:57	9-21	4-9	2-2	1	5	6	1	1	1	1	4		4	
53 Josiah Allick	32:34	2-5	1-1	0-0	1	3	4	4	0	5	1	0	3	0	-14
3 Brice Williams	33:44	3-12	1-5	0-0	0	3	3	1	7	1	1	0	1	0	-3
10 Jamarques Lawrence	15:26	1-3	0-1	0-0	0	1	1	2	1	2	1	0	0	0	-14
30 Keisei Tomiyaga	32:41	9-14	5-7	8-8	0	3	3	1	4	31	3	2	0	0	3
4 Juwan Gary	34:56	4-5	0-0	4-4	1	10	11	4	3	12	2	1	2	0	11
0 C.J. Wilcher	19:32	1-6	0-3	0-0	2	2	1	1	2	1	1	0	0	0	-5
1 Sam Holberg	18:57	1-2	1-2	0-0	1	1	2	0	3	1	0	0	0	0	3
31 Cale Jacobsen	00:09	0-0	0-0	0-0	0	0	0	0	0	0	0	0	0	0	1
24 Jeff Grace	00:04	0-0	0-0	0-0	0	0	0	0	0	0	0	0	0	0	-2
Team					1	0	1								
Totals	29-68	12-28	14-14	5-28	33	21	11	84	12	9	6	2	5	-3	

Shooting By Period	
1st FG%	11-28 39.3%
3PT%	3-13 23.1%
FT%	9-12 75%
2nd FG%	15-36 41.7%
3PT%	5-17 29.4%
FT%	4-7 57.1%
OT FG%	3-6 50.0%
3PT%	1-2 50.0%
FT%	4-4 100%
GM FG%	29-68 42.6%
3PT%	12-28 42.9%
FT%	14-14 100.0%

Dead Ball Rebounds: 1.1

Points from		NEB		ILL	
Turnovers	18	11	11	11	11
Paint	26	40	40	40	11
Second Chance	4	12	12	12	11
Fast Breaks	9	8	8	8	11
Bench	17	10	10	10	11

GAME 22 NEBRASKA 80, NO. 6 WISCONSIN 72 (OT)

Official Basketball Box Score - Final
Wisconsin at Nebraska
02/01/24 Foretels Bank Arena, Lincoln
Nebbraska vs. Wisconsin

Game Time: 7:31 PM
Game Duration: 2:07
Attendance: 15,318

Officials: Jeffrey Anderson, Doug Simons, Courtney Green

NO. Name	Min	FG	3P	FT	Rebounds		Fouls	TP	AS	TO	ST	Blocks		+/-	
					OR	DR						BS	BA		
5 No. Tyler Wahl	32:40	2-5	0-0	3-5	1	7	8	4	3	7	3	1	3	1	0
22 Steven Crowl	36:31	0-2	0-2	1-2	3	10	13	4	2	1	0	2	1	0	0
11 Max Klesmit	34:33	11-22	5-11	1-2	1	2	3	3	2	28	0	5	0	2	-9
13 Chucky Hepburn	37:23	5-11	3-7	0-0	0	4	4	2	1	13	1	4	0	0	7
24 Carter Gilmore	40:44	6-12	0-5	1-1	2	3	2	4	13	3	2	4	0	0	-9
13 Nolan Winter	11:31	0-3	0-1	2-2	1	3	0	1	2	0	0	0	0	0	-9
25 John Blackwell	18:20	1-2	1-1	0-0	0	3	3	1	0	3	1	2	0	0	-4
31 Connor Essegian	09:18	1-6	0-3	0-0	1	2	2	0	2	0	0	0	0	0	-6
3 Connor Essegian	04:00	1-1	1-1	0-0	0	0	0	0	0	0	0	0	0	0	4
Team					2	1	3								
Totals	27-64	10-31	8-12	11-31	42	18	13	72	8	16	8	2	2	8	

Shooting By Period	
1st FG%	16-36 44.4%
3PT%	7-17 41.2%
FT%	5-5 100%
2nd FG%	10-28 35.7%
3PT%	4-9 44.4%
FT%	5-9 55.6%
GM FG%	26-64 40.6%
3PT%	11-26 42.3%
FT%	10-14 71.4%

Dead Ball Rebounds: 2.0

Points from		WIS		NEB	
Turnovers	18	18	18	18	18
Paint	18	24	24	24	18
Second Chance	7	6	6	6	18
Fast Breaks	5	5	5	5	18
Bench	10	34	34	34	18

GAME 24 NORTHWESTERN 80, NEBRASKA 68

Official Basketball Box Score - Final
Nebbraska at Northwestern
02/07/24 Welsh-Ryan Arena, Evanston
2023-24 Men's Basketball

Game Time: 8:00 PM
Game Duration: 2:08
Attendance: 5,681

Officials: Brian Dorsey, Tim Comer, Eric Curry

NO. Name	Min	FG	3P	FT	Rebounds		Fouls	TP	AS	TO	ST	Blocks		+/-	
					OR	DR						BS	BA		
4 Juwan Gary	28:49	6-11	1-2	2-3	2	1	3	5	4	15	0	2	0	1	0
51 Rienk Mast	31:00	2-8	2-5	2-2	0	6	4	1	8	2	3	1	0	0	7
53 Josiah Allick	15:19	0-2	0-1	0-0	0	0	0	2	0	0	2	0	0	0	-23
3 Brice Williams	35:13	5-7	1-2	2-2	0	10	10	2	2	13	4	3	1	0	-11
30 Keisei Tomiyaga	27:34	3-7	0-3	5-5	0	3	3	4	11	0	2	0	0	0	-4
0 C.J. Wilcher	20:37	2-7	1-4	0-0	0	2	2	0	5	1	2	0	0	0	-12
1 Sam Holberg	19:19	0-0	0-0	4-6	0	1	1	2	4	4	2	0	0	0	-16
10 Jamarques Lawrence	21:19	4-6	1-2	3-4	0	0	0	3	4	12	2	2	2	0	1
21 Matar Diop	00:38	0-0	0-0	0-0	0	0	0	0	0	0	0	0	0	0	0
31 Cale Jacobsen	00:09	0-0	0-0	0-0	0	0	0	0	0	0	0	0	0	0	-1
24 Jeff Grace	00:05	0-0	0-0	0-0	0	0	0	0	0	0	0	0	0	0	-1
Team					1	3	4								
Totals	22-48	6-19	18-22	3-26	29	24	19	88	11	17	4	4	3	-12	

Shooting By Period	
1st FG%	11-28 39.3%
3PT%	3-13 23.1%
FT%	9-12 75%
2nd FG%	15-36 41.7%
3PT%	5-17 29.4%
FT%	4-7 57.1%
OT FG%	3-6 50.0%
3PT%	1-2 50.0%
FT%	4-4 100%
GM FG%	29-68 42.6%
3PT%	12-28 42.9%
FT%	14-14 100.0%

Dead Ball Rebounds: 1.1

Points from		UNL		NU	
Turnovers	18	11	11	11	11
Paint	28	22	22	22	11
Second Chance	4	5	5	5	11
Fast Breaks	17	2	2	2	11
Bench	21	17	17	17	11

2023-24 REVIEW

2024-25 NEBRASKA BASKETBALL

2023-24 SEASON BOXSCORES

GAME 25 NEBRASKA 79, MICHIGAN 59



Official Basketball Box Score - Final
Michigan at Nebraska
02/10/24 Pinnacle Bank Arena, Lincoln
Nebraska vs. Michigan

Game Time: 5:31 PM
Game Duration: 1:52
Attendance: 15,628

Officials: Kelly Pfeifer, Bill Ek, John Floyd

Michigan - 59		Record: 8-16 (3-10)											
NO. Name	Min	FG	3P	FT	Rebounds	Fouls	TP	AS	TO	ST	Blocks	+/-	
		M-A	M-A	M-A	OR DR TOT	PF					BS BA		
5 Terrance Williams II	29:58	3-8	1-3	2-4	5 0 5	1 3	9	3	1	0	0 0	-17	
13 Olivier Nkamhoua	F 32:03	1-10	0-3	1-2	4 6 10	3 2	3	2	3	3	2 1	-3	
32 Tarris Reed Jr.	F 23:36	3-9	0-0	3-3	4 5 9	2 4	9	1	2	1	1 1	-20	
3 Jaelin Llewellyn	G 33:40	3-12	2-7	0-0	1 2 3	2 2	8	2	2	0	0 1	-9	
4 Nimrat Burnett	G 33:35	7-10	3-6	1-2	0 5 3	1 3	18	3	2	0	0 0	-11	
42 Will Tschetter	13:22	3-5	2-2	0-0	1 0 1	2 1	8	0	1	0	0 0	-14	
40 George Washington III	04:29	0-2	0-0	0-0	0 0 0	2 0	0	1	0	0	0 0	-8	
2 Tray Jackson	16:41	0-5	0-1	2-2	1 1 2	1 2	2	1	0	0	2 1	-14	
24 Youssef Khayat	01:39	0-1	0-0	0-0	0 0 0	0 0	0	0	0	0	1 0	-1	
31 Harrison Hochberg	01:39	0-0	0-0	0-0	0 0 0	0 0	0	0	0	0	0 0	-1	
34 Jackson Selva	01:39	0-0	0-0	2-2	1 0 1	0 1	2	0	0	0	0 0	-1	
45 Cooper Smith	01:39	0-0	0-0	0-0	0 0 0	0 0	0	0	0	0	0 0	-1	
Team					1 2 3	0	0	2					
Totals	20:62	8-24	11-15	18 21 39	14 18 59	12 14	7 4 3	20					

Shooting By Period	
1st FG%	4-11 36.4%
FT%	3-6 50%
2nd FG%	11-34 32.4%
3PT%	4-13 30.8%
FT%	8-9 88.9%
GM FG%	20-62 32.3%
3PT%	8-24 33.3%
FT%	11-15 73.3%

Dead Ball Rebounds: 1 0

GAME 26 NEBRASKA 68, PENN STATE 49



Official Basketball Box Score - Final
Penn St. at Nebraska
02/17/24 Pinnacle Bank Arena, Lincoln
Nebraska vs. Penn State

Game Time: 11:01 AM
Game Duration: 1:49
Attendance: 15,751

Officials: Paul Szec, Kipp Kissinger, Rob Kueneman

Penn St. - 49		Record: 12-14 (6-9)											
NO. Name	Min	FG	3P	FT	Rebounds	Fouls	TP	AS	TO	ST	Blocks	+/-	
		M-A	M-A	M-A	OR DR TOT	PF					BS BA		
22 Qudus Wahab	F 25:12	1-3	0-0	1-1	4 1 5	1 3	3	1	1	0	2 0	-8	
24 Zach Hicks	F 35:04	5-14	1-7	2-3	1 5 6	3 1	13	1	0	0	1 0	-14	
1 Ace Baldwin Jr.	G 37:05	4-11	2-5	0-0	1 2 3	2 3	10	2	3	5	0 0	-17	
2 D'Marco Dunn	G 25:55	3-11	1-5	2-3	0 3 3	2 3	9	1	1	1	0 0	-14	
3 Nick Kern	G 33:21	3-6	0-1	1-4	0 5 5	1 2	7	1	2	1	1 0	-15	
12 Favour Aire	08:46	0-1	0-0	0-2	1 2 3	1 1	0	0	4	2	3 0	-5	
5 Jameel Brown	21:09	2-7	1-5	2-3	0 2 2	1 1	7	0	2	1	0 0	-9	
4 Puff Johnson	08:54	0-1	0-0	0-0	0 2 2	2 1	0	0	0	0	0 0	-10	
11 Leo O'Boyle	04:34	0-0	0-0	0-0	0 0 0	0 0	0	0	1	0	0 0	-3	
Team					1 1 2	0	0						
Totals	18:54	5-23	8-16	8 23 31	13 15	49	6 14	10	7 0	0	-19		

Shooting By Period	
1st FG%	8-26 30.8%
3PT%	2-12 16.7%
FT%	4-7 57.1%
2nd FG%	10-28 35.7%
3PT%	3-11 27.3%
FT%	4-9 44.4%
GM FG%	18-54 33.3%
3PT%	5-23 21.7%
FT%	8-16 50.0%

Dead Ball Rebounds: 5 0

Nebraska - 68		Record: 19-8 (8-7)											
NO. Name	Min	FG	3P	FT	Rebounds	Fouls	TP	AS	TO	ST	Blocks	+/-	
		M-A	M-A	M-A	OR DR TOT	PF					BS BA		
4 Juwan Gary	F 30:49	5-9	0-1	3-3	3 3 6	1 2	13	0	0	2	0 1	24	
51 Rienk Mast	F 26:25	5-7	1-2	1-2	2 7 9	2 1	12	1	2	0	0 0	11	
53 Josiah Alick	F 22:26	3-5	0-0	0-0	5 5 3	3 1	6	1	1	1	0 0	17	
3 Brice Williams	G 28:02	1-6	0-2	0-0	2 5 7	1 1	2	2	2	1	0 2	9	
30 Keisel Tominaiga	G 28:34	6-14	3-8	2-2	0 2 2	2 2	4	1	2	1	0 0	5	
0 C.J. Wilcher	15:50	1-6	0-4	2-2	0 2 2	2 1	4	0	2	0	2 0	0	
10 Jamarques Lawrence	20:52	3-8	0-2	2-2	0 1 1	2 2	8	2	2	1	0 2	8	
1 Sam Holberg	24:26	2-5	0-2	0-0	2 4 6	2 0	4	1	2	2	0 0	6	
31 Cale Jacobsen	01:38	1-1	0-0	0-0	0 0 0	0 0	2	1	0	0	0 0	0	
24 Jeff Garcia	00:29	0-0	0-0	0-0	0 0 0	0 0	0	0	0	0	0 0	-1	
35 Henry Burt	00:29	0-0	0-0	0-0	0 0 0	0 0	0	0	0	0	0 0	0	
Team					2 2 4	0	0						
Totals	27:61	4-21	10-11	11 31 42	15 12 68	10	13 7 0	7 19					

Shooting By Period	
1st FG%	12-31 38.7%
3PT%	2-11 18.2%
FT%	2-3 66.7%
2nd FG%	15-30 50.0%
3PT%	2-10 20.0%
FT%	8-10 80.0%
GM FG%	27-61 44.3%
3PT%	4-21 19.0%
FT%	10-11 90.9%

Dead Ball Rebounds: 1 0

Technical Fouls: NONE	
Biggest lead	4 (1st 17:10), 22 (2nd 8:49)
Best Scoring Run	6 (2nd 7:00), 8 (2nd 16:43)
Lead Changes	1
Times Tied	3
Time with Lead	03:03 34:13

Points from Turnovers	
PSU	10
NEB	15
Paint	
PSU	28
NEB	27
Second Chance	
PSU	2
NEB	4
Fast Breaks	
PSU	10
NEB	7
Bench	
PSU	18
NEB	28

GAME 27 NEBRASKA 85, INDIANA 70



Official Basketball Box Score - Final
Nebraska at Indiana
02/21/24 Simon Skyd Assembly Hall, Bloomington, Indiana
2023-24 Men's Basketball

Game Time: 6:30 PM
Game Duration: 2:01
Attendance: 17,222

Officials: D.J. Carstensen, Kelly Pfeifer, Eric Curry

Nebraska - 85		Record: 19-8 (8-7)											
NO. Name	Min	FG	3P	FT	Rebounds	Fouls	TP	AS	TO	ST	Blocks	+/-	
		M-A	M-A	M-A	OR DR TOT	PF					BS BA		
4 Juwan Gary	F 34:01	6-12	2-4	1-5	3 3 6	3 5	15	1	0	1	0 1	17	
51 Rienk Mast	F 22:33	1-5	0-2	0-0	1 3 4	2 0	3	2	0	0	0 0	-1	
53 Josiah Alick	F 28:04	3-7	1-3	0-1	2 4 6	4 3	7	1	0	0	0 1	14	
3 Brice Williams	G 32:35	6-10	2-6	4-4	1 5 6	2 3	18	2	1	1	0 0	9	
30 Keisel Tominaiga	G 30:03	8-15	4-9	0-0	0 3 3	1 3	20	3	1	1	0 0	10	
0 C.J. Wilcher	11:09	1-6	0-4	0-0	1 1 1	2 0	2	0	2	0	0 0	-4	
1 Sam Holberg	18:06	0-0	0-0	2-2	0 2 2	2 1	2	1	0	1	0 0	17	
10 Jamarques Lawrence	23:29	6-8	5-5	2-2	0 6 6	2 2	19	5	1	1	0 1	13	
Team					0 0 0	0	0	1					
Totals	31:63	14-33	9-14	7 27 34	18 17	85	19 8 5	1 3	15				

Shooting By Period	
1st FG%	20-35 57.1%
3PT%	9-19 47.4%
FT%	2-3 66.7%
2nd FG%	11-28 39.3%
3PT%	5-14 35.7%
FT%	7-11 63.6%
GM FG%	31-63 49.2%
3PT%	14-33 42.4%
FT%	9-14 64.3%

Dead Ball Rebounds: 3 0

Indiana - 70		Record: 14-12 (6-9)											
NO. Name	Min	FG	3P	FT	Rebounds	Fouls	TP	AS	TO	ST	Blocks	+/-	
		M-A	M-A	M-A	OR DR TOT	PF					BS BA		
5 Malik Reneau	F 28:49	6-7	0-1	3-4	2 5 7	4 2	15	6	1	1	0 0	-11	
21 Mackenzie Mgbako	F 38:25	7-17	2-8	6-7	1 6 7	2 6	22	1	1	0	0 0	-11	
1 Kefel Ware	C 37:53	6-11	0-0	5-13	4 8 12	2 7	17	1	0	0	3 0	-12	
2 Gabe Cupps	G 22:15	0-2	0-0	0-4	1 0 1	0 0	0	0	0	0	0 0	-7	
32 Trey Galloway	G 38:43	4-7	0-2	0-0	3 3 2	2 8	3	6	1	0	0 0	-14	
3 Anthony Leal	12:24	1-3	0-1	0-1	1 0 1	4 1	2	0	0	0	0 0	-6	
11 CJ Gunn	21:31	2-10	2-7	0-0	1 0 1	2 0	6	2	1	0	0 0	-14	
Team					2 0 2	0	0	1					
Totals	26:61	4-21	14-24	11 26 37	17 18	70	13 10 3	3 1	15				

Shooting By Period	
1st FG%	12-32 37.5%
3PT%	1-11 9.1%
FT%	6-9 66.7%
2nd FG%	14-29 48.3%
3PT%	3-10 30.0%
FT%	8-15 53.3%
GM FG%	26-61 42.6%
3PT%	4-21 19.0%
FT%	14-24 58.3%

Dead Ball Rebounds: 7 1

Technical Fouls: NONE	
Biggest lead	22 (2nd 19:51), 0 (1st 20:00)
Best Scoring Run	11 (2nd 19:51), 13 (2nd 11:59)
Lead Changes	0
Times Tied	0
Time with Lead	39:11 00:00

Points from Turnovers	
NEB	15
IND	6
Paint	
NEB	20
IND	38
Second Chance	
NEB	2
IND	16
Fast Breaks	
NEB	12
IND	4
Bench	
NEB	8
IND	31

GAME 28 NEBRASKA 73, MINNESOTA 55



Official Basketball Box Score - Final
Minnesota at Nebraska
02/25/24 Pinnacle Bank Arena, Lincoln
Nebraska vs. Minnesota

Game Time: 5:31 PM
Game Duration: 1:56
Attendance: 15,800

Officials: Earl Walton, Kipp

2024-25 NEBRASKA BASKETBALL
2023-24 SEASON BOXSCORES



GAME 29 OHIO STATE 78, NEBRASKA 69



Official Basketball Box Score - Final
Nebraska at Ohio State
02/29/24 Value City Arena, Columbus, Ohio
Ohio State vs. Nebraska

Game Time: 6:30 PM
Game Duration: 1:55
Attendance: 13,090

Officials: Brian Dorsey, D.J. Carlensen, Doug Simmons

NO.	Name	Min	FG		3P		FT		Rebounds		Fouls	TP	AS	TO	ST	Blocks		+/-	
			M	A	M	A	M	A	OR	DR						PF	FF		BS
4	Juwan Gary	F 27:11	3	12	0	6	2	2	6	6	4	2	8	1	1	1	0	1	-18
51	Rienk Mast	F 31:30	5	14	2	5	2	2	3	9	12	3	1	14	2	0	0	1	-9
53	Josiah Alick	F 20:09	2	2	0	0	0	2	2	3	0	4	2	1	1	0	0	0	-4
3	Brice Williams	G 22:58	3	7	1	2	0	0	1	1	2	4	1	7	1	0	2	0	-6
30	Keisel Tominaga	G 23:37	3	12	2	7	1	2	2	3	5	1	9	1	2	1	0	1	-21
0	C.J. Wilcher	G 21:06	3	8	1	5	0	0	0	0	0	0	1	8	0	0	1	0	9
10	Jamarques Lawrence	F 29:49	5	7	3	1	0	0	0	4	3	1	0	5	2	1	0	0	8
1	Sam Holberg	G 22:06	2	5	1	3	0	0	1	3	4	2	0	5	4	0	0	0	-5
21	Matar Diop	G 00:27	0	0	0	0	0	0	0	0	0	0	0	0	0	0	0	0	0
31	Cale Jacobsen	G 00:47	0	0	0	0	0	0	0	0	0	0	0	0	0	0	0	0	1
24	Jeff Grace	G 00:20	0	0	0	0	0	0	0	0	0	0	0	0	0	0	0	0	0
Team																			
Totals			26	67	10	33	7	8	25	33	21	9	69	15	8	7	1	3	-9

Technical Fouls: NONE

NO.	Name	Min	FG		3P		FT		Rebounds		Fouls	TP	AS	TO	ST	Blocks		+/-	
			M	A	M	A	M	A	OR	DR						PF	FF		BS
10	Jamison Battle	F 38:50	9	18	4	12	10	1	3	4	1	5	32	3	1	1	0	0	11
34	Felix Okpara	C 26:18	1	4	0	0	1	1	7	7	2	2	3	2	3	0	2	0	28
1	Roddy Gayle Jr.	G 24:51	4	8	0	0	0	0	1	1	0	2	6	16	1	4	0	0	10
4	Dale Bonner	G 33:07	0	6	0	2	0	0	4	4	0	2	0	3	2	0	0	1	10
12	Evan Mahaffey	G 18:52	1	1	0	0	0	0	1	3	4	2	1	2	2	0	1	0	-6
23	Zed Key	G 09:55	0	1	0	0	0	0	2	2	0	0	1	0	1	0	0	0	-15
0	Scotty Middleton	20:39	3	8	3	5	0	0	2	2	0	0	9	0	0	0	0	0	-7
3	Talson Chalmers	G 03:36	1	1	0	0	0	0	1	1	0	0	0	3	0	0	0	0	-1
15	Bowen Hardman	G 02:26	0	1	0	0	0	0	0	0	0	0	0	0	0	0	0	0	1
21	Devin Royal	G 21:26	4	6	0	0	0	0	5	2	3	5	2	4	1	1	0	0	14
Team																			
Totals			23	54	8	21	24	28	9	34	43	9	21	78	13	2	3	1	9

Technical Fouls: NONE

	NEB	OSU	Points from		Turnovers	NEB	OSU	Period by Period Scoring				
			1st	2nd				TOT	1st	2nd	TOT	
Biggest lead	7 (1 st 5:07)	11 (2 nd 0:27)			11	12						
Best Scoring Run	8 (1 st 13:42)	9 (1 st 0:51)			28	22						
Lead Changes	5	2			5	17						
Times Tied	2	5			8	11						
Time with Lead	11:29	26:54			27	25						

GAME 29 NEBRASKA 85, MICHIGAN 70



Official Basketball Box Score - Final
Nebraska at Michigan
03/10/24 Crisler Center, Ann Arbor
2023-24 Men's Basketball

Game Time: 12:00 PM
Game Duration: 1:54
Attendance: 11,006

Officials: Tim Comer, Bill Ed, Andy O'Brien

NO.	Name	Min	FG		3P		FT		Rebounds		Fouls	TP	AS	TO	ST	Blocks		+/-		
			M	A	M	A	M	A	OR	DR						PF	FF		BS	BA
5	Terrance Williams II	F 31:36	4	13	3	6	3	4	3	3	14	0	2	0	1	1	0	-17		
32	Tarris Reed Jr.	F 29:55	4	6	0	0	0	0	1	5	6	2	3	8	0	3	0	0	-17	
42	Will Tschetter	F 27:19	3	6	0	2	0	0	2	3	4	0	6	1	0	0	0	0	-20	
0	Dug McDaniel	G 32:50	6	13	5	7	0	0	1	2	3	0	1	17	5	1	2	0	-19	
4	Nimani Burnett	G 33:14	2	10	1	2	2	2	3	2	7	3	1	0	1	0	2	18		
2	Tray Jackson	G 16:42	2	5	0	3	4	1	3	4	1	2	8	0	0	0	0	0	-4	
3	Jaelin Llewellyn	G 12:20	1	2	0	1	3	0	0	2	5	0	0	1	0	0	0	0	-5	
24	Youssef Khayat	G 11:04	1	2	0	1	0	0	0	2	1	3	1	0	0	0	0	3		
34	Jouckson Selvala	G 01:42	0	0	0	0	0	0	1	1	0	1	2	0	0	0	0	2		
40	George Washington III	G 01:42	0	0	0	0	0	0	0	1	0	0	0	0	0	0	0	2		
14	Ian Burns	G 01:36	0	1	0	1	0	0	0	0	0	0	0	0	0	0	0	0	-2	
Team																				
Totals			33	57	7	21	12	20	4	29	33	17	16	85	13	8	6	3	2	15

Technical Fouls: Williams 2nd 10:53; Wilcher 2nd 10:53

NO.	Name	Min	FG		3P		FT		Rebounds		Fouls	TP	AS	TO	ST	Blocks		+/-		
			M	A	M	A	M	A	OR	DR						PF	FF		BS	BA
5	Terrance Williams II	F 31:36	4	13	3	6	3	4	3	3	14	0	2	0	1	1	0	-17		
42	Will Tschetter	F 27:19	3	6	0	2	0	0	2	3	4	0	6	1	0	0	0	0	-20	
0	Dug McDaniel	G 32:50	6	13	5	7	0	0	1	2	3	0	1	17	5	1	2	0	-19	
4	Nimani Burnett	G 33:14	2	10	1	2	2	2	3	2	7	3	1	0	1	0	2	18		
2	Tray Jackson	G 16:42	2	5	0	3	4	1	3	4	1	2	8	0	0	0	0	0	-4	
3	Jaelin Llewellyn	G 12:20	1	2	0	1	3	0	0	2	5	0	0	1	0	0	0	0	-5	
24	Youssef Khayat	G 11:04	1	2	0	1	0	0	0	2	1	3	1	0	0	0	0	3		
34	Jouckson Selvala	G 01:42	0	0	0	0	0	0	1	1	0	1	2	0	0	0	0	2		
40	George Washington III	G 01:42	0	0	0	0	0	0	0	1	0	0	0	0	0	0	0	2		
14	Ian Burns	G 01:36	0	1	0	1	0	0	0	0	0	0	0	0	0	0	0	0	-2	
Team																				
Totals			23	58	9	28	15	18	6	23	29	17	15	70	10	9	4	2	3	15

Technical Fouls: Burnett 2nd 10:53

	Nebrsk	Mich	Points from		Turnovers	Nebrsk	Mich	Period by Period Scoring				
			1st	2nd				TOT	1st	2nd	TOT	
Biggest lead	20 (2 nd 13:37)	6 (1 st 18:24)			4	4						
Best Scoring Run	11 (2 nd 13:37)	8 (2 nd 10:25)			48	26						
Lead Changes	3	4			50	35						
Times Tied	1	0			43	27						
Time with Lead	35:31	03:40			9	18						

GAME 30 NEBRASKA 93, INDIANA 66



Official Basketball Box Score - Final
Indiana at Nebraska
03/15/24 Target Center, Minneapolis
2023-24 Men's Basketball

Game Time: 8:00 PM
Game Duration: 1:57
Attendance: 12,625

Officials: DJ Carlensen, Tim Comer, Edwin Young

NO.	Name	Min	FG		3P		FT		Rebounds		Fouls	TP	AS	TO	ST	Blocks		+/-	
			M	A	M	A	M	A	OR	DR						PF	FF		BS
5	Malik Reneau	F 21:47	3	8	1	2	2	1	4	5	5	1	9	3	3	1	0	0	-21
21	Mackenzie Mgbako	F 30:01	4	14	1	5	7	3	4	7	4	3	16	0	1	1	2	3	-21
1	Ke'el Ware	C 31:58	3	10	0	1	2	2	5	7	1	2	8	2	3	2	1	0	-29
0	Xavier Johnson	G 31:33	4	11	0	0	0	0	1	4	5	2	4	8	1	1	1	0	-31
2	Gabe Cupps	G 26:23	0	3	0	1	0	0	0	1	1	0	0	2	2	2	0	0	-17
3	Anthony Leal	G 08:08	0	2	0	0	0	0	1	0	1	0	1	0	1	0	0	0	-7
4	Anthony Walker	G 11:23	1	2	0	1	2	2	2	0	1	4	1	0	0	0	0	0	-20
11	CJ Gunn	G 24:30	7	15	3	9	0	0	1										

NEBRASKA BASKETBALL 2023-24 SEASON BOXSCORES



Jarron Coleman, C.J. Wilcher, Josiah Allick and Keisei Tominaga are honored prior to the Huskers' final home game of 2023-24. Nebraska's 23 wins in 2023-24 was the second-highest total in school history.

GAME 33 NO. 13 ILLINOIS 98, NEBRASKA 87

Official Basketball Box Score - Final
Nebraska at Illinois
 03/16/24 Target Center, Minneapolis
 2023-24 Men's Basketball

NO. Name	Min	FG		3P		FT		Rebounds		Fouls		TP	AS	TO	ST	Blocks			+/-
		M-A	M-A	M-A	M-A	OR	DR	PP	FT	BS	BA					BLK			
4 Jwan Gary	F 27:48	2-6	0-3	3-4	2-4	6-5	2-7	2-0	0-0	0-0	1-1	8	2	0	0	0	0	0	1
51 Rieck Mast	F 22:16	5-15	3-8	2-2	2-2	4-3	3-2	1-5	2-2	1-0	1-1	8	2	0	1	1	0	0	1
53 Josiah Allick	F 26:31	3-4	0-0	0-1	4-3	7-2	3-3	6-2	1-0	0-1	-1-8	1	0	0	1	1	0	0	1
3 Brice Williams	G 35:14	8-17	2-5	5-7	0-5	5-2	4-23	3-2	0-0	1-1	-8	1	0	0	1	1	0	0	0
30 Keisei Tominaga	G 28:38	7-18	2-9	2-2	0-2	2-0	3-18	2-3	0-0	0-0	-15	1	0	0	0	0	0	0	0
1 Sam Holberg	G 25:51	3-5	0-1	1-2	0-4	4-3	3-2	7-3	0-2	0-0	-4	1	0	0	0	0	0	0	0
10 Jamarques Lawrence	25:58	1-1	2-3	1-1	2-3	0-2	2-2	2-9	0-2	0-0	-6	1	0	0	0	0	0	0	0
21 Matar Diop	05:48	1-1	0-0	0-0	1-1	1-0	2-0	0-0	0-0	0-0	5	0	0	0	0	0	0	0	0
24 Jeff Grace	00:56	0-0	0-0	0-0	0-0	0-0	1-0	0-0	0-0	0-0	-2	0	0	0	0	0	0	0	0
Team																			
Totals		32:69	8:27	15:21	11	25	36	19	18	87	14	8	5	1	3	1	1	3	-11

NO. Name	Min	FG		3P		FT		Rebounds		Fouls		TP	AS	TO	ST	Blocks			+/-
		M-A	M-A	M-A	M-A	OR	DR	PP	FT	BS	BA					BLK			
3 Marcus Domask	F 38:30	5-11	2-5	4-4	1-6	7-1	2-16	8-3	1-0	0-0	15	1	0	0	0	0	0	0	0
13 Quincy Guerrier	F 24:17	5-8	1-4	2-4	1-1	2-3	3-13	0-0	0-0	0-0	12	1	0	0	0	0	0	0	0
33 Coleman Hawkins	F 35:14	3-9	1-7	2-2	0-7	7-3	3-9	2-2	0-0	2-0	17	1	0	0	0	0	0	0	0
0 Terrence Shannon Jr.	G 33:36	11-22	5-9	13-16	0-2	2-4	10-40	1-0	2-0	1-1	10	1	0	0	0	0	0	0	0
20 Ty Rodgers	G 32:55	4-8	0-0	0-0	7-6	13-2	1-8	4-2	0-0	0-0	12	1	0	0	0	0	0	0	0
4 Justin Harmon	09:29	0-1	0-0	0-0	0-1	1-0	0-0	1-1	0-0	0-0	0	0	0	0	0	0	0	0	0
10 Luke Goode	14:34	4-9	4-9	0-0	4-2	6-3	0-12	2-1	0-0	1-0	-3	0	0	0	0	0	0	0	0
42 Dain Dainja	06:13	0-0	0-0	0-0	0-0	0-0	0-0	0-0	0-0	0-0	-5	0	0	0	0	0	0	0	0
11 Niccolo Moretti	00:45	0-0	0-0	0-0	0-0	0-0	0-0	0-0	0-0	0-0	-2	0	0	0	0	0	0	0	0
22 Dra Gibbs-Lawhorn	04:28	0-1	0-1	0-0	0-1	1-0	0-0	0-0	0-0	0-0	-1	0	0	0	0	0	0	0	0
Team																			
Totals		32:69	13:35	21:26	14	28	42	18	19	98	18	9	3	3	1	1	11		

Biggest lead	NEB		ILL		Points from Turnovers	NEB	ILL	Period by Period Scoring			
	15 (2 nd 19:01)	15 (2 nd 2:01)	15 (2 nd 12:04)	10 (2 nd 13:27)				1st	2nd	TOT	
Best Scoring Run	5		9		Paint	40	36	NEB	51	36	87
Lead Changes	7		5		Second Chance	9	17				
Times Tied	4		4		Fast Breaks	18	8				
Time with Lead	29:06	05:54	Bench	18	12	ILL	40	58	98		

GAME 34 TEXAS A&M 98, NEBRASKA 83

Official Basketball Box Score - Final
Texas A&M at Nebraska
 03/22/24 FedExForum, Memphis
 NCAA Division I Men's Basketball Championship - First Round

NO. Name	Min	FG		3P		FT		Rebounds		Fouls		TP	AS	TO	ST	Blocks			+/-
		M-A	M-A	M-A	M-A	OR	DR	PP	FT	BS	BA					BLK			
10 Wildens Leveque	F 08:06	0-1	0-0	1-2	1-1	2-1	1-1	0-0	0-0	0-0	0	0	0	0	0	0	0	0	0
13 Solomon Washington	F 25:06	2-5	1-2	2-2	1-3	4-3	2-7	0-0	1-0	4-1	-1	1	0	0	0	0	0	0	0
4 Wade Taylor IV	G 26:04	8-14	7-10	2-10	1-0	1-4	2-25	5-2	1-0	0-0	3	1	0	0	0	0	0	0	0
23 Tyrece Radford	G 34:33	8-17	1-1	3-5	5-5	10-1	1-4	20-5	1-0	0-0	13	1	0	0	0	0	0	0	0
35 Manny Obaseki	G 29:49	8-17	3-5	3-5	1-2	3-3	2-22	1-2	0-0	1-1	12	1	0	0	0	0	0	0	0
11 Andersson Garcia	10:25	0-1	0-1	0-0	0-0	2-2	3-0	0-0	1-0	0-0	5	0	0	0	0	0	0	0	0
0 Jace Carter	27:54	5-9	1-3	2-2	2-5	7-3	1-13	1-2	0-0	1-1	21	1	0	0	0	0	0	0	0
15 Henry Coleman III	25:40	4-5	0-0	2-2	2-3	5-3	2-10	1-0	0-0	1-0	21	1	0	0	0	0	0	0	0
2 Hayden Hetner	08:22	0-1	0-1	0-0	0-0	0-0	0-0	0-0	0-0	0-0	7	0	0	0	0	0	0	0	0
5 Eli Lawrence	02:01	0-1	0-0	0-0	0-0	1-0	0-0	0-0	0-0	0-0	2	0	0	0	0	0	0	0	0
24 Jaelyn Lee	02:01	0-0	0-0	0-0	0-1	1-0	0-0	0-0	0-0	0-0	-2	0	0	0	0	0	0	0	0
Team																			
Totals		35:71	13:23	15:20	14	26	40	21	15	98	16	8	3	6	2	15			

NO. Name	Min	FG		3P		FT		Rebounds		Fouls		TP	AS	TO	ST	Blocks			+/-
		M-A	M-A	M-A	M-A	OR	DR	PP	FT	BS	BA					BLK			
4 Jwan Gary	F 24:44	3-5	0-0	3-4	0-2	2-4	3-7	3-1	1-3	0-1	-10	1	0	0	0	0	0	0	0
51 Rieck Mast	F 29:29	2-4	1-2	2-2	1-3	4-3	2-7	2-2	0-0	0-0	-18	1	0	0	0	0	0	0	0
53 Josiah Allick	F 31:30	6-11	0-0	2-2	4-7	11-3	1-14	3-1	0-0	2-8	-8	1	0	0	0	0	0	0	0
3 Brice Williams	G 33:25	7-15	1-4	9-10	0-4	4-3	7-24	4-1	1-1	1-1	-11	1	0	0	0	0	0	0	0
30 Keisei Tominaga	G 29:31	7-17	5-11	2-2	0-2	1-4	2-1	1-2	0-0	1-0	-15	1	0	0	0	0	0	0	0
10 Jamarques Lawrence	22:31	1-3	0-2	4-4	0-0	0-1	2-6	2-3	0-0	1-1	-5	0	0	0	0	0	0	0	0
0 C.J. Wilcher	12:12	1-2	0-1	0-0	0-0	0-0	0-2	0-0	0-0	0-0	-2	0	0	0	0	0	0	0	0
1 Sam Holberg	11:14	0-1	0-1	0-0	0-0	0-0	2-0	0-0	0-0	0-0	1	0	0	0	0	0	0	0	0
31 Cale Jacobsen	02:05	0-0	0-0	0-0	0-0	0-0	0-0	0-0	0-0	0-0	3	0	0	0	0	0	0	0	0
21 Matar Diop	02:01	0-0	0-0	0-0	0-0	1-1	0-0	0-0	0-0	0-0	2	0	0	0	0	0	0	0	0
24 Jeff Grace	01:18	0-1	0-1	0-0	0-0	0-0	0-0	0-0	0-0	0-0	2	0	0	0	0	0	0	0	0
Team																			
Totals		27:59	7:22	22:24	7	21	28	17	19	83	15	10	5	2	6	15			

Biggest lead	TAMU		NEB		Points from Turnovers	TAMU	NEB	Period by Period Scoring			
	22 (2 nd 6:11)	7 (1 st 15:04)	12	10				1st	2nd	TOT	
Best Scoring Run	9		9		Paint	44	38	TAMU	58	40	98
Lead Changes	7		9		Second Chance	16	9				
Times Tied	3		3		Fast Breaks	9	17				
Time with Lead	32:20	05:44	Bench	23	8	NEB	44	39	83		

2023-24 REVIEW

RECORDS



DAVE
HOPPEN



CAREER POINTS (TOP 60 SCORERS)

Table with 7 columns: No., Player, Seasons, G, FG-FGA (Pct.), FT-FTA (Pct.), Points (3pt.), Avg. Lists top 60 career scorers.

*Records kept only since 1948. NOTE: Year listed is for the second half of the season played, i.e., 82 would be for the 1981-82 season.
() Number in parenthesis following point total indicates number of career 3-point field goals made.

SINGLE-GAME POINTS (all games over 30 points)

Table with 4 columns: No., Player, Opponent (Date), Points. Lists 58 players who have scored over 30 points in a single game.

SINGLE-GAME POINTS, FRESHMAN

Table with 4 columns: No., Player, Points, Opponent, Date. Lists 13 freshman players and their single-game point totals.

RECORDS

POINTS - GAME

Overall:
 42, Eric Piatkowski, vs. Oklahoma, at Kansas City, March 11, 1994 (B8T)

At Home:
 41, Aleks Maric, vs. Kansas State, Feb. 13, 2007
 41, Teddy Allen, vs. Penn State, Feb. 23, 2021

Away:
 37, Aleks Maric, at Iowa State, Feb. 15, 2006

Neutral:
 42, Eric Piatkowski, vs. Oklahoma, at Kansas City, March 11, 1994 (B8T)

Half:
 28, Teddy Allen, vs. Penn State, Feb. 23, 2021 (1st)
 27, James Palmer Jr. vs. Rutgers (B1G), March 13, 2019 (2nd)

Loosing Effort:
 41, Teddy Allen, vs. Penn State, Feb. 23, 2021

Freshman:
 30, Tyronn Lue, vs. Oregon, Nov. 25, 1995

Sophomore:
 37, Aleks Maric, at Iowa State, Feb. 15, 2006

Junior:
 41, Aleks Maric, vs. Kansas State, Feb. 13, 2007
 41, Teddy Allen, vs. Penn State, Feb. 23, 2021

Senior:
 42, Eric Piatkowski, vs. Oklahoma, at Kansas City, March 11, 1994 (B8T)

Two Players:
 65, Eric Piatkowski (42) and Bruce Chubick (23), vs. Oklahoma, at Kansas City, March 11, 1994 (B8T)

By Opponent:
 46, Wilt Chamberlain, at Kansas, Feb. 8, 1958
 46, Joe Scott, at Missouri, March 6, 1961
 46, George Stone, Marshall, March 13, 1967 (NIT)

By Opponent, Half:
 28, Jim McKean, Washington St., Dec. 12, 1966

By Opponent, Two Players:
 70, George Stone (46) and Danny D'Antoni (24), Marshall, March 13, 1967 (NIT)

Overall:
 708, James Palmer Jr., 2018-19 (36 games)

Conference:
 372, James Palmer Jr., 2018-19 (20 games)

Average:
 23.5, Dave Hoppen, 1984-85 (704 in 30 games)

Conference Average:
 23.0, Dave Hoppen, 1984-85 (322 in 14 games)

Freshman:
 522, Bryce McGowens, 2021-22 (31 games)

Sophomore:
 603, Tyronn Lue, 1996-97 (32 games)

Junior:
 704, Dave Hoppen, 1984-85 (30 games)

Senior:
 708, James Palmer Jr., 2018-19 (36 games)

20-Point-or-Better Scoring Games:
 21, Dave Hoppen, 1984-85

Consecutive 20-Point-or-Better Scoring Games:
 10, Dave Hoppen, 1984-85

Consecutive Double-Figure Scoring Games by a Freshman:
 12, Bryce McGowens, Jan. 17 to March 1, 2022

POINTS - CAREER

Overall:
 2,167, Dave Hoppen, 1983-86 (111 games)

Conference:
 1,055, Jerry Fort, 1973-76 (56 games)

Average:
 19.5, Dave Hoppen, 1983-86 (2,167 in 111 games)

Conference Average:
 20.3, Dave Hoppen, 1983-86 (975 in 48 games)

20-Point-or-Better Scoring Games:
 56, Dave Hoppen, 1983-86

Consecutive Games in Double Figures:
 84, Dave Hoppen, March 11, 1983 to Feb. 1, 1986

FIELD GOALS - GAME

Made:
 16, Marvin Stewart, vs. Nevada, Dec. 14, 1970 (24 attempts)

16, Teddy Allen, vs. Penn State, Feb. 23, 2021 (24 attempts)

Conference Made:
 16, Teddy Allen, vs. Penn State, Feb. 23, 2021

Attempted:
 34, by several players

No Misses:
 9, Chuck Jura, vs. Iowa, Dec. 5, 1970
 9, Dave Hoppen, vs. S. Illinois, Nov. 26, 1985
 9, Venson Hamilton, vs. Iowa St., Feb. 3, 1996
 9, Mikki Moore at Nevada, March 18, 1997 (NIT)
 9, Ade Dagunduro vs. UMBC, Dec. 23, 2008

No Misses, Conference Game:
 9, Venson Hamilton, vs. Iowa St., Feb. 3, 1996

Consecutive Made (Multiple Games):
 15, Ade Dagunduro, Dec. 20 to Dec. 30, 2008 (3 games)
 15, Derrick Walker, Nov. 21 to Nov. 27, 2021 (3 games)

Opponent Made:
 20, George Stone, Marshall, March 13, 1967 (NIT, 38 attempts)

Opponent Attempted:
 38, George Stone, Marshall, March 13, 1967 (NIT, 20 made)

Opponent Made, No Misses:
 11, Lanny Van Eman, at Wichita St., Dec. 4, 1961

FIELD GOALS - SEASON

Made:
 270, Dave Hoppen, 1984-85 (418 attempts)

Conference Made:
 132, Jerry Fort, 1974-75 (294 attempts)

Attempted:
 547, Tyronn Lue, 1997-98 (240 made)

Conference Attempted:
 294, Jerry Fort, 1974-75 (132 made)

Percentage*:
 .683, Derrick Walker, 2021-22 (129-189)

Conference Percentage*:
 .648, Dave Hoppen, 1984-85 (127-196)

Freshman Percentage:
 .563, Mike Naderer, 1977-78 (63-112)

*Minimum 5 attempts per team game

FIELD GOALS - CAREER

Made:
 804, Dave Hoppen, 1983-86 (1,341 attempts)

Conference Made:
 438, Jerry Fort, 1973-76 (1,018 attempts)

Attempted:
 1,793, Jerry Fort, 1973-76 (777 made)

Conference Attempted:
 1,018, Jerry Fort, 1973-76 (438 made)

Percentage*:
 .625, Larry Cox, 1974-76 (270-432)

Conference Percentage:**
 .619, Larry Cox, 1974-76 (159-257)

*Minimum 400 attempts; **Minimum 200 attempts

3-PT. FIELD GOALS - GAME

Made:
 8, Cary Cochran, vs. Baylor, Feb. 27, 2002 (13 att.)

Conference Made:
 8, Cary Cochran, vs. Baylor, Feb. 27, 2002 (13 att.)

Attempted:
 16, Ray Gallegos, at Michigan, Jan. 9, 2013 (4 made)

Percentage*:
 1.000 Jamarques Lawrence (5-5) at Indiana, Feb. 21, 2024
 1.000, Ryan Anderson (5-5), at Rutgers, Dec. 2, 2006



Nebraska's all-time leading scorer and the only player in school history with more than 2,000 career points, Dave Hoppen was the first Husker player to have his jersey (42) retired.

1,000, Brian Conklin (5-5), vs. Missouri, Feb. 7, 2004

1,000, Cary Cochran (5-5), at Missouri, Jan. 6, 2001

Conference Percentage*:

1,000 Jamarques Lawrence (5-5) at Indiana, Feb. 21, 2024

1,000, Brian Conklin (5-5), vs. Missouri, Feb. 7, 2004

1,000, Cary Cochran (5-5), at Missouri, Jan. 6, 2001

Opponent Made:

8, Seth Lundy, Penn State Feb. 5, 2022 (13 att.)

8, Jordan Bohannon, at Iowa March 4, 2021 (12 att.)

8, Gabe Kalscheur, at Minnesota, March 8, 2020 (11 att.)

8, Brad Davison, Wisconsin, Feb. 15, 2020 (11 att.)

8, Malik Smith, Minnesota, Jan. 26, 2014 (12 att.)

8, Obi Muonelo, Oklahoma State, March 5, 2007 (11 att.)

8, Josh Carter, Texas A&M, Feb. 10, 2007 (11 att.)

8, Devin Brown, UT-San Antonio, Nov. 28, 2001 (13 att.)

8, Eric Martin, at Oklahoma, Jan. 20, 1999 (10 att.)

8, Jerald Brown, Texas A&M, Jan. 11, 1997 (10 att.)

8, Randy Rutherford, Oklahoma State, Feb. 1, 1995 (14 att.)

8, Dave Sieger, at Oklahoma, Feb. 21, 1987 (13 att.)

Opponent Attempted:

19, Baylor Scheirman, Creighton, Dec. 3, 2023 (6 made)

Opponent, No Misses:

6, Craig Michaelis, at Miami (Ohio), Nov. 27, 1989

*Minimum 5 attempts

3-PT. FIELD GOALS - SEASON

Made:

89, Cary Cochran, 2001-02 (207 att.)

Conference Made:

53, Cary Cochran, 2001-02 (121 att.)

Freshman Made:

80, Joe McCray, 2004-05 (226 att.)

Attempted:

271, Ray Gallegos, 2012-13 (83 made)

Conference Attempted:

166, Ray Gallegos, 2012-03 (49 made)

Percentage*:

.559, Brian Conklin, 2003-04 (66-118)

Conference Percentage*:

.617, Brian Conklin, 2003-04 (37-60)

Freshman Percentage*:

.463, Jay-R Strowbridge, 2006-07 (25-54)

Consecutive Games 3-Point Goal Scored:

35, Cary Cochran, Dec. 20, 2000 to Jan. 5, 2002

*Minimum 1.5 attempts per team game

3-PT. FIELD GOALS - CAREER

Made:

268, Cary Cochran, 1999-02 (630 att.)

Conference Made:

156, Cary Cochran, 1999-02 (356 att.)

Attempted:

630, Cary Cochran, 1999-02 (268 made)

Conference Attempted:

356, Cary Cochran, 1999-02 (156 made)

Percentage:

.431, Brian Conklin, 2001-04 (173-401)

Conference Percentage:

.463, Henry T. Buchanan, 1987-88 (38-82)

FREE THROWS - GAME

Made:

18, David Ponce, at Creighton, Dec. 4, 1982 (19 att.)

Conference Made:

16, Tom Russell, vs. Kansas, Feb. 21, 1962 (17 att.)

Attempted:

25, Aleks Maric, vs. Kansas State, Feb. 13, 2007 (15 made)

Conference Attempted:

25, Aleks Maric, vs. Kansas State, Feb. 13, 2007 (15 made)

No Misses:

15, Shavon Shields, vs. Illinois, Feb. 12, 2014

15, Jack Moore, vs. Oklahoma St., Feb. 10, 1982

Opponent Made:

18, Wilt Chamberlain, at Kansas, Feb. 8, 1958 (23 att.)

Opponent Attempted:

23, Wilt Chamberlain, at Kansas, Feb. 8, 1958 (18 made)

Opponent Made, No Misses:

15, John Crawford, Iowa State, at Kansas City Dec. 29, 1956 (Holiday Tournament)

15, Kyle Randall, Central Michigan, Dec. 22, 2012

FREE THROWS - SEASON

Made:

215, James Palmer Jr., 2018-19 (282 att.)

Conference Made:

119, James Palmer Jr., 2018-19 (159 att.)

Attempted:

282, James Palmer Jr., 2018-19 (215 made)

Conference Attempted:

159, James Palmer Jr., 2018-19 (119 made)

Percentage*:

.939, Jack Moore, 1981-82 (123-131)

Conference Percentage*:

.938, Jack Moore, 1981-82 (60-64)

Freshman Percentage*:

.837, Eric Piatkowski, 1990-91 (72-86)

Consecutive Made:

39, Jack Moore, Jan. 27 to Feb. 15, 1982

*Minimum 2 attempts per team game

FREE THROWS - CAREER

Made:

559, Dave Hoppen, 1983-86 (724 att.)

Conference Made:

267, Dave Hoppen, 1983-86 (338 att.)

Attempted:

724, Dave Hoppen, 1983-86 (559 made)

Conference Attempted:

371, Aleks Maric, 2005-08 (254 made)

Percentage*:

.901, Jack Moore, 1979-82 (446-495)

Conference Percentage*:

.877, Jack Moore, 1979-82 (185-211)

*Minimum 200 attempts

REBOUNDS - GAME

Rebounds:

26, Bill Johnson, vs. Iowa State, Jan. 4, 1954

Half:

15, Carl McPipe, vs. California-Davis, Dec. 16, 1977 (1st)

Two Players:

39, Leroy Chalk (20) and Chuck Jura (19), vs. Colorado, March 6, 1971

Opponent:

24, Bill Bridges, Kansas, twice

24, Andy Hopson, at Oklahoma St., Jan. 26, 1974

Opponent Two Players:

39, Dave DeBusschere (23) and Charlie North (16) at Detroit, Dec. 17, 1960

REBOUNDS - SEASON

Overall:

335, Aleks Maric, 2007-08 (33 games)

335, Venson Hamilton, 1998-99 (33 games)

Conference:

186, Aleks Maric, 2007-08 (16 games)

Freshman:

203, Yvan Ouedraogo, 2019-20 (32 games)



Eric Piatkowski helped Nebraska to four straight NCAA Tournament appearances in the early 1990s and posted 1,934 career points to rank second on the Nebraska scoring chart.



Brian Carr holds the Husker career assist record with 682 and is more than 200 assists ahead of second place.

Average:

11.7, Chuck Jura, 1971-72 (305 in 26 games)

Conference Average:

11.6, Aleks Maric, 2007-08 (186 in 16 games)

REBOUNDS - CAREER

Overall:

1,080, Venson Hamilton, 1996-99 (129 games)

Conference:

574, Aleks Maric, 2005-08 (64 games)

Average:

10.4, Rex Ekwall, 1955-57 (679 in 65 games)

Conference Average:

10.5, Leroy Chalk, 1969-71 (442 in 42 games)

ASSISTS - GAME

Assists:

18, Brian Carr, at Evansville, Jan. 3, 1985

Conference*:

13, Brian Carr, vs. Missouri, Jan. 28, 1987

Half:

10, Brian Carr, at Evansville, Jan. 3, 1985 (2nd)

10, Charles Richardson Jr., at Rutgers, Dec. 2, 2006 (2nd)

Half (Conference Game):

9, Alonzo Verge Jr. at Ohio State, March 1, 2022 (1st)

Opponent:

18, Tom Kivisto, Kansas, at Kansas City, Dec. 29, 1973 (Big Eight Holiday Tournament)

*Note: Carr had 14 assists at Kansas in a Big Eight Tournament game, March 5, 1985.

ASSISTS - SEASON

Assists:

237, Brian Carr, 1984-85 (30 games)

Conference:

116, Cam Mack, 2019-20 (17 games)

Freshman:

144, Tyronn Lue, 1995-96 (35 games)

Average:

7.90, Brian Carr, 1984-85 (237 in 30 games)

Conference Average:

8.10, Brian Carr, 1984-85 (113 in 14 games)

ASSISTS - CAREER

Assists:

682, Brian Carr, 1984-87 (123 games)

Conference:

297, Brian Carr, 1984-87 (56 games)

Average:

5.54, Brian Carr, 1984-87 (682 in 123 games)

Conference Average:

5.30, Brian Carr, 1984-87 (297 in 56 games)

Note: Assist records available only since 1974.

TRIPLE-DOUBLES - GAME

Triple-Doubles:

1, Cam Mack, vs. Purdue, Dec. 15, 2019 (11 points, 10 rebounds, 12 assists)

1, Dalano Banton vs. Doane, Dec. 17, 2020 (13 points, 11 rebounds, 10 assists)

Opponent:

1, Trayce Jackson-Davis, Indiana, Dec. 7, 2022 (12 points, 11 rebounds, 10 assists)

STEALS - GAME

Steals:

8, Greg Downing, vs. UMKC, Dec. 8, 1982

8, Cookie Belcher, at Texas Tech, Feb. 20, 1999

8, Venson Hamilton, vs. Texas Tech, March 4, 1999 (B12T)

8, Cookie Belcher, vs. Oklahoma St., Feb. 7, 2001

Conference:

8, Cookie Belcher, at Texas Tech, Feb. 20, 1999

8, Cookie Belcher, vs. Oklahoma St., Feb. 7, 2001

Opponent:

8, Alvin Robertson, at Arkansas, Jan. 3, 1983

8, Dominick Young, at Fresno St., March 22, 1996

8, Jose Winston, Colorado, Jan. 23, 1999

STEALS - SEASON

Steals:

102, Cookie Belcher, 1998-99 (32 games)

Freshman:

87, Cookie Belcher, 1996-97 (33 games)

STEALS - CAREER

Steals:

353, Cookie Belcher, 1997-2001 (131 games)

Conference:

163, Cookie Belcher, 1997-2001 (64 games)

Note: Steal statistics available only since 1978.

BLOCKS - GAME

Blocks:

9, Mikki Moore, vs. Coppin State, Dec. 6, 1996

Conference:

7, Rich King, at Oklahoma State, Jan. 20, 1990

7, Kimani Ffriend, at Kansas St., Jan. 30, 2001

7, John Turek, vs. Colorado, March 2, 2005

Opponent:

8, Walter Downing, DePaul, March 28, 1983 (NIT)

8, John Flippen, Baylor, March 9, 2000 (B12)

8, Diamond Stone, Maryland, Feb. 3, 2016

8, Mike Watkins, Penn State, March 8, 2017 (B1G)

BLOCKS - SEASON

Blocks:

91, Derrick Chandler, 1991-92 (29 games)

Conference:

43, Venson Hamilton, 1998-99 (16 games)

Freshman:

41, Jorge Brian Diaz, 2009-10 (33 games)

BLOCKS - CAREER

Blocks:

241, Venson Hamilton, 1996-99 (129 games)

Conference:

106, Venson Hamilton, 1996-99 (59 games)

Note: Blocked shot statistics available only since 1978.

MINUTES PLAYED - GAME

Minutes Played:

60, Jack Moore and Andre Smith, vs. UAB, Dec. 22, 1979 (4OT)

PLAYING TIME - SEASON

Games Played:

36, James Palmer Jr., Glynn Watson Jr., Tanner Borchardt, 2018-19

Games Started:

36, James Palmer Jr., Glynn Watson Jr., 2018-19

Minutes Played:

1,269, James Palmer Jr., 2018-19 (36 games)

Conference Minutes Played:

737, James Palmer Jr., 2018-19 (20 games)

Minutes Played Per Game:

38.5, Dave Hoppen, 1984-85 (1,155 in 30 games)

Conference Minutes Played Per Game:

39.1, Dave Hoppen, 1984-85 (548 in 14 games)

PLAYING TIME - CAREER

Games Played:

134, Glynn Watson Jr., 2016-19

Opponent Games Played:

134, Glynn Watson Jr., 2016-19

Games Started:

128, Cookie Belcher, 1997-2001 (131 games)

Consecutive Games Started:

111, Dave Hoppen, 1983-86

Minutes Played:

4,095, Cookie Belcher, 1997-2001 (131 games)

Conference Minutes Played:

2,305, Glynn Watson Jr., 2016-19 (74 games)

Minutes Played Per Game, Four-Year Career:

33.4, Dave Hoppen, 1983-86 (3,711 in 111 games)

Minutes Played Per Game, Three-Year Career:

34.5, Andre Smith, 1979-81 (2,901 in 84 games; minutes not available for Smith's freshman year, 1978)

Minutes Played Per Game, Two-Year Career:

33.3, Stan Cloudy, 1983-84 (2,066 in 62 games)

Conference Minutes Played Per Game:

35.5, Tyronn Lue, 1996-98 (1,633 in 46 games)

POINTS - GAME

Overall:
117, vs. Oklahoma (113), at Kansas City, Mo., March 8, 1991 (OT, B&T); vs. Harvard (79), Dec. 1, 1989

Conference:
111, at Oklahoma (99), Jan. 26, 1991; at Oklahoma (115), Feb. 14, 1994 (OT)

Home Court:
117, vs. Harvard (79), Dec. 1, 1989

Opponent's Court:
111, at Oklahoma (99), Jan. 26, 1991
111, at Oklahoma (115), Feb. 14, 1994 (OT)

Neutral Court:
117, vs. Oklahoma (113), at Kansas City, Mo., March 8, 1991 (OT, B&T)

First Half:
64, vs. Tennessee Tech, Dec. 14, 1990

Second Half:
66, vs. Oklahoma, Feb. 16, 1991

Both Teams:
230, at Oklahoma (133), Nebraska (97), Feb. 21, 1987
230, Nebraska (117), Oklahoma (113), at Kansas City, Mo., March 8, 1991 (OT, B&T)

Losing Effort:
111, at Oklahoma (115), Feb. 14, 1994 (OT)

Margin of Victory:
74, Nebraska (82), at Crete (8), Jan. 4, 1907

Margin of Defeat:
56, at Kansas (102), Nebraska (46), Feb. 8, 1958

Players Scoring in Double Figures:
8, at Oklahoma, Jan. 26, 1991,
[Tony Farmer (22), Carl Hayes (16), Beau Reid (14), Rich King (12), Jose Ramos (12), Eric Piatkowski (11), Keith Moody (11), Clifford Scales (10)]
8, vs. Appalachian State, Dec. 31, 1994,
[Erick Strickland (21), Jaron Boone (17), Mikki Moore (12), Chris Sallee (12), Tom Wald (11), Melvin Brooks (10), Terrance Badgett (10), Chester Surlles (10)]

Opponent:
133, at Oklahoma (NU 97), Feb. 21, 1987

Opponent, Half:
70, at Oklahoma, Feb. 21, 1987 (2nd)

POINTS - SEASON

Overall:
2,977, 1990-91 (34 games)

Conference:
1,513, 2023-24 (20 games)

Average:
87.6, 1990-91 (2,977 in 34 games)

Conference Average:
87.1, 1993-94 (1,219 in 14 games)

Opponent:
2,672, 1990-91 (34 games)

Opponent, Conference:
1,619, 2021-22 (20 games)

Opponent Average:
86.1, 1989-90 (2,410 points in 28 games)

Opponent Conference Average:
92.6, 1989-90 (1,297 in 14 games)

NU 100-Point Games:
7, 1990-91

Opponent 100-Point Games:
6, 1989-90

FIELD GOALS - GAME

Made:
51, vs. Nevada, Dec. 14, 1970 (81 att.)

Conference Made:
44, vs. Missouri, Jan. 28, 1967 (86 att.)

Attempted:
97, vs. Cal State Fullerton, Dec. 4, 1967 (41 made)

Conference Attempted:
83, vs. Oklahoma, Jan. 25, 1992 (28 made)

Percentage:
.750, vs. Nebraska-Omaha, Jan. 25, 1988 (42-56)

Conference Percentage:
.679, at Kansas, Feb. 5, 1980 (19-28)

Half Percentage:
.840, vs. Nebraska-Omaha, Jan. 25, 1988 (21-25, 1st)

Conference Half Percentage:
.833, vs. Iowa State, Feb. 21, 1985 (15-18, 2nd)

Opponent Made:
50, at Oklahoma, Feb. 21, 1987 (88 att.)

Opponent Attempted:
91, three times, most recently at Southern Utah, Nov. 30, 1991 (39 made)

Opponent Percentage:
.771, Kansas State, at Nebraska, Feb. 3, 1982 (27-35)

Opponent Half Percentage:
.857, Kansas State, at Nebraska, Feb. 3, 1982 (12-14, 1st)

FIELD GOALS - SEASON

Made:
1,081, 1990-91 (2,185 att.)

Conference Made:
531, 2023-24 (1,157 att.)

Attempted:
2,185, 1990-91 (1,081 made)

Conference Attempted:
1,266, 2019-20 (505 made)

Percentage:
.514, 1983-84 (786-1,529)

Conference Percentage:
.511, 1982-83 (346-677)

Opponent Percentage:
.521, 1979-80 (856-1,644)

Opponent Conference Percentage:
.530, 1979-80 (366-694)

3-PT. FIELD GOALS - GAME

Made:
18, vs. Kansas, Feb. 24, 2002 (37 att.)

Attempted:
41, vs. Nevada, Nov. 26, 2020 (9 made)

Conference Attempted:
37, vs. Kansas, Feb. 24, 2002 (18 made)

Percentage*:
.750, vs. Texas-Pan American, Dec. 2, 2009 (9-12)

Conference Percentage*:
.667, at Kansas State, Feb. 17, 2010 (14-21)

Opponent Made:
18, at Minnesota, March 8, 2020 (35 att.)
18, at Wisconsin, Jan. 21, 2020 (34 att.)

Opponent Attempted:
46, Doane, Dec. 17, 2020 (13 made)

Opponent Conference Attempted:
43, at Iowa, March 4, 2021 (16 made)

Opponent Percentage*:
.765, at Kansas State, Jan. 10, 1987 (13-17)

*Minimum 10 attempts

3-PT. FIELD GOALS - SEASON

Made:
319, 2023-24 (893 att.)

Conference Made:
190, 2023-24 (503 att.)

Attempted:
893, 2023-24 (319 made)

Conference Attempted:
506, 2019-20 (159 made)

Percentage:
.397, 2009-10 (217-547)

Conference Percentage:
.413, 1986-87 (52-126)



Before leaving a year early for the NBA Draft, Tyrone Lue led NU to three postseason tournament appearances. He ranks ninth on the Nebraska career scoring chart and fourth in career assists and was inducted into the Nebraska Basketball Hall of Fame in 2013.

Opponent Percentage:
 .423, 1986-87 (143-338)
Opponent Conference Percentage:
 .500, 1986-87 (59-118)

FREE THROWS - GAME

Made:
 43, vs. Texas, Jan. 3, 1996 (59 att.)
Attempted:
 60, vs. Kansas State, Jan. 11, 1954 (36 made)
No Misses:
 17, at Oklahoma State, Jan. 31, 1979
No Misses, Half:
 17, vs. Oklahoma, at Kansas City,
 March 8, 1991 (1st, B8T)
Consecutive Made:
 25 vs. Oklahoma, at Kansas City, Dec. 28, 1967

Opponent Made:
 44, Oklahoma State, at Nebraska, Feb. 14, 1990 (52 att.)
Opponent Attempted:
 52, Oklahoma St., at Nebraska, Feb. 14, 1990 (44 made)
Opponent No Misses:
 16, at Kansas State, Jan. 26, 1980

FREE THROWS - SEASON

Made:
 690, 1990-91 (981 att.)
Conference Made:
 301, 1990-91 (417 att.)
Attempted:
 981, 1990-91 (690 made)
Conference Attempted:
 417, 1990-91 (301 made)
Percentage:
 .767, 2011-12 (335-437)
Conference Percentage:
 .782, 1993-94 (258-330)
Consecutive Made:
 34, 1985-86 (last 13 at Oklahoma, Jan. 29;
 first 21 at Colorado, Feb. 1)
Opponent Percentage:
 .750, 1979-80 (389-519)
Opponent Conference Percentage:
 .800, 1979-80 (179-212)

REBOUNDS - GAME

Rebounds:
 77, vs. Kansas State, Feb. 18, 1957
Opponent:
 77, at Kansas, Feb. 23, 1957

REBOUNDS - SEASON

Rebounds:
 1,454, 1990-91 (34 games)
Conference:
 655, 1959-60 (14 games)
Average:
 48.8, 1959-60 (1,170 in 24 games)
Conference Average:
 46.8, 1959-60 (655 in 14 games)
Highest Margin:
 +6.6, 1990-91 (42.8-36.2)
Opponent Average:
 49.6, 1959-60 (1,191 in 24 games)

ASSISTS - GAME

Assists:
 36, vs. Montana State, Dec. 23, 1977
Conference:
 31, vs. Iowa State, Feb. 4, 1973

Opponent:
 36, at Oklahoma, Feb. 21, 1987

ASSISTS - SEASON

Assists:
 696, 1990-91 (34 games)
Conference:
 289, 1984-85 (14 games)
Average:
 20.5, 1984-85 (615 in 30 games)
Conference Average:
 20.6, 1984-85 (289 in 14 games)
Opponent:
 579, 1990-91 (34 games)
Opponent Conference:
 334, 2019-20 (20 games)
 Note: Assist statistics available only since 1974.

TURNOVERS - GAME

Fewest:
 2, vs. Duquesne, Nov. 22, 2013
 2, vs. Purdue, Jan. 16, 2013
Most:
 31, at Creighton, Dec. 11, 2005
Fewest by Opponent:
 4, at Evansville, Jan. 3, 1985
 4, Western Kentucky, March 14, 1986 (NCAA)
 4, Missouri, March 10, 2010 (B12T)
 4, Maryland, Feb. 18, 2022
Most by Opponent:
 35, Denver, at Nebraska, Nov. 26, 1982

TURNOVERS - SEASON

Fewest:
 302, 1981-82 (28 games)
Fewest Conference:
 132, 1981-82 (14 games)
Most:
 627, 1995-96 (35 games)
Most Conference:
 310, 1999-00 (16 games)
Fewest Per Game:
 9.6, 2018-19 (344 in 36 games)
Most Per Game:
 19.3, 1999-00 (579 in 30 games)
Fewest Opponent:
 363, 1985-86 (30 games)
Fewest Opponent Conference:
 168, 1984-85 (14 games)
Most Opponent:
 618, 1990-91 (34 games)
Most Opponent Conference:
 291, 1998-99 (16 games)
 Note: Turnover statistics available only since 1978.

BLOCKED SHOTS - GAME

Most:
 15, vs. Coppin State, Dec. 6, 1996
Conference:
 14, at Northwestern, Jan. 2, 2018
Opponent:
 17, at Iowa State, Jan. 25, 2003

BLOCKED SHOTS - SEASON

Most:
 202, 1996-97 (33 games)
Conference:
 95, 2017-18 (18 games)
Opponent:
 167, 2019-20 (32 games)

Opponent Conference:
 106, 2019-20 (20 games)
 Note: Blocked shot statistics available only since 1978.

STEALS - GAME

Steals:
 23, vs. Texas Tech, March 4, 1999 (B12T)
Conference:
 21, vs. Texas, Jan. 10, 1999
Opponent:
 20, at Oklahoma, Jan. 14, 1993

STEALS - SEASON

Steals:
 359, 1998-99 (33 games)
Conference:
 166, 1998-99 (16 games)
Opponent:
 327, 1995-96 (35 games)
Opponent Conference:
 165, 1991-92 (14 games)
 Note: Steal statistics available only since 1978.

GAMES PLAYED - SEASON

Played:
 36, 2018-19 (19-17)
Victories:
 26, 1990-91 (8 losses)
Conference Victories:
 13, 2017-18 (13-5)
Home Victories:
 18, 2023-24 (1 loss)
Road Victories:
 12, 1990-91 (7 losses)
Percentage:
 .933, 1911-12 (14-1)
Conference Percentage:
 1.000, 1911-12 (8-0)
 1.000, 1912-13 (10-0)
 1.000, 1913-14 (7-0)
 1.000, 1915-16 (12-0)
Losses:
 25, 2019-20 (7 wins)
Conference Losses:
 18, 2019-20 (2 wins)
Home Losses:
 12, 2021-22 (7 wins)
Road Losses:
 13, 1951-52 (0 wins)
 13, 1963-64 (1 win)
 13, 1999-00 (1 win)
 13, 2002-03 (3 wins)

Overtime Games:
 4, 1955-56 (won 3)
 4, 1979-80 (won 3)
 4, 1986-87 (won 4)
 4, 1996-97 (won 2)
 4, 2007-08 (won 1)
 4, 2019-20 (won 1)
 4, 2022-23 (won 3)
Overtimes, Single Game:
 4, Nebraska 92, UAB 84, at Nebraska, Dec. 22, 1979
 4, NC State 104, Nebraska 100, at NC State, Dec. 1, 2021

N 2024-25 NEBRASKA BASKETBALL SINGLE-SEASON RECORDS

POINTS SCORED

1.	James Palmer Jr. (2019)	708
2.	Dave Hoppen (1985)	704
3.	Tyronn Lue (1998)	678
4.	Eric Piatkowski (1994)	646
5.	Tyronn Lue (1997)	603
6.	Andre Smith (1980)	600
7.	Dave Hoppen (1984)	598
8.	Terran Petteway (2014)	579
9.	James Palmer Jr. (2018)	568
10.	Terran Petteway (2015)	564

SCORING AVERAGE (min. 400 pts.)

	G	Pts.	Avg.	
1.	Dave Hoppen (1985)	30	704	23.5
2.	Dave Hoppen (1986)	19	420	22.1
3.	Eric Piatkowski (1994)	30	646	21.5
4.	Marvin Stewart (1971)	26	556	21.4
5.	Chuck Jura (1972)	26	551	21.2
6.	Tyronn Lue (1998)	32	678	21.2
7.	Jerry Fort (1975)	26	525	20.2
8.	Dave Hoppen (1984)	30	598	19.9
9.	James Palmer Jr. (2019)	36	708	19.7
10.	Andre Smith (1980)	31	600	19.4

FIELD GOALS MADE

1.	Dave Hoppen (1985)	270
2.	Tyronn Lue (1998)	240
3.	Andre Smith (1980)	237
4.	Eric Piatkowski (1994)	226
5.	Dave Hoppen (1984)	220
6.	Chuck Jura (1972)	220
7.	Jerry Fort (1975)	218
8.	Marvin Stewart (1971)	215
9.	Tyronn Lue (1997)	215
10.	James Palmer Jr. (2019)	213

FIELD GOALS ATTEMPTED

1.	James Palmer Jr. (2019)	578
2.	Tyronn Lue (1998)	547
3.	Jerry Fort (1975)	508
4.	Jerry Fort (1974)	484
5.	Jim Buchanan (1952)	484
6.	Tyronn Lue (1997)	476
7.	Terran Petteway (2015)	465
8.	Eric Piatkowski (1994)	456
9.	Jaron Boone (1995)	455
10.	Jerry Fort (1976)	452

FIELD GOAL PCT. (min. 5 att./team game)

	FG-FGA	Pct.	
1.	Derrick Walker (2022)	129-189	.683
2.	Larry Cox (1976)	133-198	.672
3.	Dave Hoppen (1985)	270-418	.646
4.	Kimani Ffriend (2001)	144-231	.623
5.	Dave Hoppen (1986)	151-245	.616
6.	Andre Smith (1980)	237-388	.611
7.	Steffon Bradford (2001)	155-257	.603
8.	Dave Hoppen (1984)	220-367	.599
9.	Chuck Jura (1971)	181-306	.592
10.	Pete Manning (1988)	111-188	.590

3-POINT FIELD GOALS MADE

1.	Cary Cochran (2002)	89
2.	Andrew White III (2016)	87
3.	Ray Gallegos (2013)	83
4.	Glynn Watson Jr. (2019)	82
5.	Joe McCray (2005)	80
6.	Cary Cochran (2001)	78
7.	Tyronn Lue (1998)	78
8.	Keisei Tominaga (2024)	76
9.	Jaron Boone (1995)	70
10.	Terran Petteway (2015)	68

3-POINT FIELD GOALS ATTEMPTED

1.	Ray Gallegos (2013)	271
2.	Joe McCray (2005)	226
3.	Terran Petteway (2015)	217
4.	James Palmer Jr. (2019)	214
5.	Glynn Watson Jr. (2019)	214
6.	Andrew White III (2016)	211
7.	Tyronn Lue (1998)	209
8.	Cary Cochran (2002)	207
9.	Keisei Tominaga (2024)	202
10.	Bo Spencer (2012)	185

3-POINT PCT. (min. 25 made)

	3FG-Att.	Pct.	
1.	Brian Conklin (2004)	66-118	.559
2.	Cary Cochran (2001)	78-165	.473
3.	Jay-R Strowbridge (2007)	25-54	.463
4.	Clifford Scales (1991)	26-57	.456
5.	Henry T. Buchanan (1987)	28-62	.452
6.	Eshaunte Jones (2010)	40-92	.435
7.	Brian Conklin (2002)	65-150	.433
8.	Ryan Anderson (2007)	48-111	.432
9.	Cary Cochran (2002)	89-207	.430
10.	Ryan Anderson (2010)	54-126	.429

FREE THROWS MADE

1.	James Palmer Jr. (2019)	215
2.	Jack Moore (1980)	184
3.	Terran Petteway (2014)	167
4.	Dave Hoppen (1985)	164
5.	James Palmer Jr. (2018)	163
6.	Bryce McGowens (2022)	162
7.	Dave Hoppen (1984)	158
8.	Aleks Maric (2007)	147
9.	Bob Gratopp (1969)	141
10.	Tom Russell (1962)	140

FREE THROWS ATTEMPTED

1.	James Palmer Jr. (2019)	282
2.	Kimani Ffriend (2000)	227
3.	James Palmer Jr. (2018)	221
4.	Aleks Maric (2007)	216
5.	Kimani Ffriend (2001)	213
6.	Bill Johnson (1954)	212
7.	Jack Moore (1980)	211
8.	Dave Hoppen (1985)	210
9.	Dave Hoppen (1984)	208
10.	Aleks Maric (2008)	207

FREE THROW PCT. (min. 2 att./game)

	FT-FTA	Pct.	
1.	Jack Moore (1982)	123-131	.939
2.	Cary Cochran (2002)	71-77	.9221
3.	Jack Moore (1981)	118-128	.9219
4.	Bo Spencer (2012)	92-105	.876
5.	Keisei Tominaga (2024)	70-80	.875
6.	Jack Moore (1980)	184-211	.872
7.	David Ponce (1984)	67-77	.870
8.	Nate Johnson (2004)	103-119	.866
9.	Kent Reckewey (1973)	35-41	.854
10.	Tom Baack (1966)	92-108	.852

REBOUNDS

1.	Aleks Maric (2008)	335
2.	Venson Hamilton (1999)	335
3.	Venson Hamilton (1998)	315
4.	Chuck Jura (1972)	305
5.	Leroy Chalk (1971)	290
6.	Rich King (1991)	274
7.	Venson Hamilton (1997)	269
8.	Kimani Ffriend (2000)	263
9.	Aleks Maric (2007)	260
10.	Dave Hoppen (1985)	258

REBOUND AVG. (min. 175 rebounds)

	G	Reb.	Avg.	
1.	Chuck Jura (1972)	26	305	11.7
2.	Rex Ekwall (1955)	21	241	11.5
3.	Bill Johnson (1954)	21	236	11.2
4.	Leroy Chalk (1971)	26	290	11.1
5.	Rex Ekwall (1956)	21	224	10.7
6.	Aleks Maric (2008)	33	335	10.2
7.	Venson Hamilton (1999)	33	335	10.2
8.	Leroy Chalk (1969)	26	257	9.9
9.	Venson Hamilton (1998)	32	315	9.8
10.	Leroy Chalk (1970)	24	235	9.8

ASSISTS

1.	Brian Carr (1985)	237
2.	Brian Carr (1986)	201
3.	Charles Richardson Jr. (2007)	179
4.	Cam Mack (2020)	179
5.	Alonzo Verge Jr. (2022)	169
6.	Brian Carr (1987)	166
7.	Tyronn Lue (1998)	152
8.	Lance Jeter (2011)	145
9.	Jack Moore (1980)	145
10.	Tyronn Lue (1996)	144

ASSISTS PER GAME (min. 100 Assists)

	G	Assists	APG	
1.	Brian Carr (1985)	30	237	7.90
2.	Brian Carr (1986)	30	201	6.70
3.	Cam Mack (2020)	28	179	6.39
4.	Charles Richardson Jr. (2007)	31	179	5.77
5.	Alonzo Verge Jr. (2022)	31	169	5.45
6.	Brian Carr (1987)	33	166	5.03
7.	Tyronn Lue (1998)	32	152	4.75
8.	Jack Moore (1980)	31	145	4.68
9.	Jamar Johnson (1992)	28	130	4.64
10.	Lance Jeter (2011)	32	145	4.53

STEALS

1.	Cookie Belcher (1999)	102
2.	Erick Strickland (1995)	89
3.	Cookie Belcher (1997)	87
4.	Cookie Belcher (2001)	82
5.	Cookie Belcher (1998)	75
6.	Eric Johnson (1989)	68
7.	Venson Hamilton (1999)	67
8.	Brian Carr (1987)	67
9.	Clifford Scales (1991)	64
10.	Tyronn Lue (1998)	63

BLOCKED SHOTS

1.	Derrick Chandler (1992)	91
2.	Mikki Moore (1997)	88
3.	Kimani Ffriend (2000)	85
4.	Venson Hamilton (1999)	80
5.	Kimani Ffriend (2001)	74
6.	Mikki Moore (1996)	71
7.	Rich King (1991)	68
8.	Mikki Moore (1995)	67
9.	Isaiah Roby (2019)	66
10.	Venson Hamilton (1998)	66

MINUTES PLAYED

1.	James Palmer Jr. (2019)	1,269
2.	Glynn Watson Jr. (2019)	1,240
3.	Ray Gallegos (2013)	1,237
4.	Dylan Talley (2013)	1,173
5.	Dave Hoppen (1985)	1,155
6.	Tyronn Lue (1997)	1,150
7.	Tyronn Lue (1998)	1,149
8.	Jack Moore (1980)	1,143
9.	Andre Smith (1980)	1,141
10.	Charles Richardson Jr. (2007)	1,125

POINTS

1. Dave Hoppen (1983-86).....	2,167
2. Eric Piatkowski (1991-94).....	1,934
3. Jerry Fort (1973-76).....	1,882
4. Andre Smith (1978-81).....	1,717
5. Aleks Maric (2005-08).....	1,630
Shavon Shields (2013-16).....	1,630
7. Jaron Boone (1993-96).....	1,609
8. Erick Strickland (1993-96).....	1,586
9. Tyronn Lue (1996-98).....	1,577
10. Cookie Belcher (1997-2001).....	1,552

SCORING AVERAGE (min. 675 Points)

	G	Pts.	Avg.
1. Dave Hoppen (1983-86).....	111	2,167	19.5
2. James Palmer Jr. (2018-19).....	69	1,276	18.5
3. Terran Petteway (2014-15).....	63	1,143	18.1
4. Jerry Fort (1973-76).....	105	1,882	17.9
5. Tom Baack (1966-68).....	75	1,299	17.3
6. Marvin Stewart (1969-71).....	75	1,138	17.2
7. Stuart Lantz (1969-71).....	75	1,269	16.9
8. Chuck Jura (1970-72).....	77	1,255	16.3
9. Tyronn Lue (1996-98).....	99	1,577	15.9
10. Eric Piatkowski (1991-94).....	123	1,934	15.7

FIELD GOALS MADE

1. Dave Hoppen (1983-86).....	804
2. Jerry Fort (1973-76).....	777
3. Eric Piatkowski (1991-94).....	676
4. Andre Smith (1978-81).....	673
5. Aleks Maric (2005-08).....	589
6. Jaron Boone (1993-96).....	575
7. Rich King (1988-91).....	564
8. Shavon Shields (2013-16).....	562
9. Tyronn Lue (1996-98).....	560
10. Glynn Watson Jr. (2016-19).....	557

FIELD GOALS ATTEMPTED

1. Jerry Fort (1973-76).....	1,793
2. Eric Piatkowski (1991-94).....	1,436
3. Glynn Watson Jr. (2016-19).....	1,417
4. Dave Hoppen (1983-86).....	1,341
5. Jaron Boone (1993-96).....	1,327
6. Tyronn Lue (1996-98).....	1,255
7. Shavon Shields (2013-16).....	1,236
8. Erick Strickland (1993-96).....	1,219
9. Larry Florence (1997-2000).....	1,150
10. Andre Smith (1978-81).....	1,148

FIELD GOAL PCT. (min. 400 att.)

	FG-FGA	Pct.
1. Larry Cox (1974-76).....	270-432	.625
2. Derrick Walker (2021-23).....	335-540	.620
3. Dave Hoppen (1983-86).....	804-1,341	.600
4. Andre Smith (1978-81).....	673-1,148	.586
5. Kimani Ffriend (2000-01).....	267-460	.580
6. Rich King (1988-91).....	564-1,000	.564
7. Bruce Chubick (1991-94).....	303-540	.561
8. Mikki Moore (1994-97).....	274-676	.553
9. Chuck Jura (1970-72).....	500-910	.549
10. Bernard Day (1985-86).....	309-567	.545

3-POINT FIELD GOALS MADE

1. Cary Cochran (1999-2002).....	268
2. Eric Piatkowski (1991-94).....	202
3. Ryan Anderson (2007-10).....	185
4. Glynn Watson Jr. (2016-19).....	184
5. Jaron Boone (1993-96).....	181
6. Erick Strickland (1993-96).....	179
7. Keisei Tominaga (2022-24).....	178
8. Brian Conklin (2001-04).....	176
9. Ray Gallegos (2010-14).....	158
10. Cookie Belcher (1997-2001).....	146

3-POINT FIELD GOALS ATTEMPTED

1. Cary Cochran (1999-2002).....	630
2. Eric Piatkowski (1991-94).....	564
3. Glynn Watson Jr. (2016-19).....	527
4. Ray Gallegos (2010-14).....	517
5. Erick Strickland (1993-96).....	512
6. Jaron Boone (1993-96).....	501
7. Keisei Tominaga (2022-24).....	476
8. Ryan Anderson (2007-10).....	470
9. Cookie Belcher (1997-2001).....	450
10. Brian Conklin (2001-04).....	407
Tyronn Lue (1996-98).....	407

3-POINT FG PCT. (min. 100 att.)

	3FG-Att.	Pct.
1. Brian Conklin (2001-04).....	176-407	.432
2. Cary Cochran (1999-2002).....	268-630	.425
3. Jay-R Strowbridge (2007-08).....	50-122	.410
4. Clifford Scales (1988-91).....	45-110	.409
5. Henry T. Buchanan (1987-88).....	67-165	.406
6. Chris Cresswell (1990-92).....	103-261	.395
7. Ryan Anderson (2007-10).....	185-470	.394
8. Marcus Perry (2006-07).....	98-249	.394
9. Eshaunte Jones (2010-2011).....	68-172	.390
10. Paul Velander (2006-09).....	128-329	.389

FREE THROWS MADE

1. Dave Hoppen (1983-86).....	559
2. Aleks Maric (2005-08).....	448
3. Jack Moore (1979-82).....	446
4. Shavon Shields (2013-16).....	429
5. Eric Piatkowski (1991-94).....	380
6. James Palmer Jr. (2018-19).....	378
7. Andre Smith (1978-81).....	371
8. Venson Hamilton (1996-99).....	360
9. Rich King (1988-91).....	345
10. Erick Strickland (1993-96).....	337

FREE THROW ATTEMPTS

1. Dave Hoppen (1983-86).....	724
2. Aleks Maric (2005-08).....	679
3. Venson Hamilton (1996-99).....	590
4. Shavon Shields (2013-16).....	565
5. Andre Smith (1978-81).....	562
6. Rich King (1988-91).....	510
7. James Palmer Jr. (2018-19).....	503
8. Jack Moore (1979-82).....	495
9. Eric Piatkowski (1991-94).....	489
10. Jerry Fort (1973-76).....	486

FREE THROW PCT. (min. 200 att.)

	FT-FTA	Pct.
1. Jack Moore (1979-82).....	446-495	.901
2. Tom Baack (1966-68).....	247-297	.832
3. Brandon Richardson (2009-12).....	230-278	.827
4. Brandon Ubel (2010-13).....	240-299	.803
5. Brian Carr (1984-87).....	230-287	.801
6. Nate Johnson (2003-04).....	186-233	.798
7. Jamar Johnson (1992-94).....	166-210	.790
8. Bob Gratopp (1968-70).....	316-400	.790
9. Tyronn Lue (1996-98).....	312-396	.788
10. Charles Richardson Jr. (2004-07).....	156-200	.780

REBOUNDS (since 1952)

1. Venson Hamilton (1996-99).....	1,080
2. Aleks Maric (2005-08).....	1,015
3. Leroy Chalk (1969-71).....	782
4. Dave Hoppen (1983-86).....	773
5. Rich King (1988-91).....	761
6. Andre Smith (1978-81).....	753
7. Chuck Jura (1970-72).....	740
8. Carl McPipe (1976-79).....	723
9. John Turek (2002-05).....	682
10. Rex Ekwall (1955-57).....	679

REBOUND AVG. (min. 400 rebounds)

	G	Reb.	Avg.
1. Rex Ekwall (1955-57).....	65	679	10.4
2. Leroy Chalk (1969-71).....	76	782	10.3
3. Chuck Jura (1970-72).....	77	740	9.6
4. Bill Johnson (1952-54).....	65	569	9.5
5. Tom Russell (1961-62).....	49	432	8.8
6. Herschell Turner (1958-60).....	72	626	8.7
7. Kimani Ffriend (2000-01).....	58	492	8.5
8. Aleks Maric (2005-08).....	121	1,015	8.4
9. Venson Hamilton (1996-99).....	129	1,080	8.4
10. Derrick Chandler (1992-93).....	60	490	8.2

ASSISTS (since 1974)

1. Brian Carr (1984-87).....	682
2. Cookie Belcher (1997-2001).....	477
3. Jaron Boone (1993-96).....	446
4. Tyronn Lue (1996-98).....	432
5. Erick Strickland (1993-96).....	414
6. Charles Richardson Jr. (2004-07).....	399
7. Glynn Watson Jr. (2016-19).....	382
Jack Moore (1979-82).....	382
9. Jamar Johnson (1992-94).....	355
10. Clifford Scales (1988-91).....	354

STEALS (since 1978)

1. Cookie Belcher (1997-2001).....	353
2. Erick Strickland (1993-96).....	257
3. Venson Hamilton (1996-99).....	186
4. Glynn Watson Jr. (2016-19).....	177
Clifford Scales (1988-91).....	177
6. Ryan Anderson (2007-10).....	166
7. Brian Carr (1984-87).....	159
8. Tyronn Lue (1996-98).....	154
9. Brandon Richardson (2009-12).....	145
10. Benny Parker (2013-16).....	137
Larry Florence (1997-2000).....	137

BLOCKED SHOTS (since 1978)

1. Venson Hamilton (1996-99).....	241
2. Mikki Moore (1994-97).....	236
3. Rich King (1988-91).....	183
4. John Turek (2002-05).....	163
5. Kimani Ffriend (2000-01).....	159
6. Isaiah Roby (2017-19).....	154
7. Aleks Maric (2005-08).....	145
8. Derrick Chandler (1992-93).....	144
9. Wes Wilkinson (2003-06).....	113
10. Jorge Brian Diaz (2010-12).....	110

GAMES PLAYED

1. Glynn Watson Jr. (2016-19).....	134
2. Cookie Belcher (1997-2001).....	131
3. Benny Parker (2013-16).....	130
4. Venson Hamilton (1996-99).....	129
5. Sek Henry (2007-10).....	128
6. Tai Webster (2014-17).....	127
Terrance Badgett (1993-96).....	127
Erick Strickland (1993-96).....	127
Jaron Boone (1993-96).....	127
10. Brandon Ubel (2010-13).....	125

GAMES STARTED

1. Cookie Belcher (1997-2001).....	129
2. Glynn Watson Jr. (2016-19).....	113
3. Shavon Shields (2013-16).....	112
4. Dave Hoppen (1983-86).....	111
5. Larry Florence (1997-2000).....	105
6. Jaron Boone (1993-96).....	102
7. Ryan Anderson (2007-10).....	101
8. Sek Henry (2007-10).....	99
Aleks Maric (2005-08).....	99
10. Jake Muhleisen (2002-05).....	98

N 2024-25 NEBRASKA BASKETBALL SINGLE-SEASON RECORDS BY CLASS

POINTS SCORED (since 1970)

Senior		
1.	James Palmer Jr. (2019)	708
2.	Eric Piatkowski (1994)	646
3.	Marvin Stewart (1971)	556
4.	Chuck Jura (1972)	551
5.	Tai Webster (2017)	528
6.	Rich King (1991)	526
7.	Aleks Maric (2008)	519
8.	Venson Hamilton (1999)	518
	Erick Strickland (1996)	516
10.	Jerry Fort (1976)	513

Junior		
1.	Dave Hoppen (1985)	704
2.	Tyronn Lue (1998)	678
3.	Andre Smith (1980)	600
4.	James Palmer Jr. (2018)	568
5.	Terran Petteway (2015)	564
6.	Andrew White III (2016)	563
7.	Jaron Boone (1995)	559
8.	Aleks Maric (2007)	556
9.	Jerry Fort (1975)	525
10.	Erick Strickland (1995)	505

Sophomore		
1.	Tyronn Lue (1997)	603
2.	Dave Hoppen (1984)	598
3.	Terran Petteway (2014)	579
4.	Jerry Fort (1974)	468
5.	Jack Moore (1980)	458
6.	Carl McPipe (1977)	440
7.	Eric Piatkowski (1992)	414
8.	Shavon Shields (2014)	409
9.	Glynn Watson Jr. (2017)	404
10.	Brian Banks (1977)	386

Freshman		
1.	Bryce McGowens (2022)	522
2.	Dave Hoppen (1983)	445
3.	Joe McCray (2005)	432
4.	Jerry Fort (1973)	376
5.	Eric Piatkowski (1991)	372
6.	Jake Muhleisen (2002)	328
7.	Cookie Belcher (1997)	305
8.	Tyronn Lue (1996)	296
9.	Glynn Watson Jr. (2016)	292
10.	Jorge Brian Diaz (2010)	291

SCORING AVERAGE (since 1970)

Senior		
1.	Dave Hoppen (1986)	22.1
2.	Eric Piatkowski (1994)	21.5
3.	Marvin Stewart (1971)	21.4
4.	Chuck Jura (1972)	21.2
5.	James Palmer Jr. (2019)	19.7
6.	Jerry Fort (1976)	19.0
7.	Andre Smith (1981)	18.3
8.	Tai Webster (2017)	17.0
9.	Shavon Shields (2016)	16.8
10.	Cookie Belcher (2001)	16.4

Junior		
1.	Dave Hoppen (1985)	23.5
2.	Tyronn Lue (1998)	21.2
3.	Jerry Fort (1975)	20.2
4.	Andre Smith (1980)	19.4
5.	Tyronn Lue (1997)	18.8
6.	Aleks Maric (2007)	18.5
7.	Terran Petteway (2015)	18.2
8.	Jaron Boone (1995)	17.5
	Chuck Jura (1971)	17.5
10.	James Palmer Jr. (2018)	17.2

Sophomore		
1.	Dave Hoppen (1984)	19.9
2.	Tyronn Lue (1997)	18.8
3.	Jerry Fort (1974)	18.0
4.	Terran Petteway (2014)	18.1
5.	Carl McPipe (1977)	15.2
6.	Jack Moore (1980)	14.8
7.	Eric Piatkowski (1992)	14.3
8.	Andre Smith (1979)	13.5
9.	Brian Banks (1977)	13.3
10.	Glynn Watson Jr. (2017)	13.0

Freshman		
1.	Bryce McGowens (2022)	16.8
2.	Joe McCray (2005)	15.5
3.	Jerry Fort (1973)	14.5
4.	Dave Hoppen (1983)	13.9
5.	Jake Muhleisen (2002)	11.7
6.	Eric Piatkowski (1991)	10.9
7.	Ryan Anderson (2007)	10.1
8.	Andre Smith (1978)	9.3
9.	Cookie Belcher (1997)	9.2
10.	Ron Taylor (1974)	8.8
	Jorge Brian Diaz (2010)	8.8

FIELD GOALS MADE (since 1970)

Senior		
1.	Eric Piatkowski (1994)	226
2.	Chuck Jura (1972)	220
3.	Marvin Stewart (1971)	215
4.	James Palmer Jr. (2019)	213
5.	Rich King (1991)	202
6.	Jerry Fort (1976)	201
7.	Aleks Maric (2008)	191
8.	Venson Hamilton (1999)	194
9.	Andre Smith (1981)	185
10.	Tai Webster (2017)	183

Junior		
1.	Dave Hoppen (1985)	270
2.	Tyronn Lue (1998)	240
3.	Andre Smith (1980)	237
4.	Jerry Fort (1975)	218
5.	Aleks Maric (2007)	203
6.	Jaron Boone (1995)	199
7.	Andrew White III (2016)	195
8.	Carl Hayes (1991)	192
9.	Carl McPipe (1978)	190
10.	Terran Petteway (2015)	184

Sophomore		
1.	Dave Hoppen (1984)	220
2.	Tyronn Lue (1997)	215
3.	Jerry Fort (1974)	207
4.	Carl McPipe (1977)	183
5.	Terran Petteway (2014)	182
6.	Brian Banks (1977)	160
7.	Jorge Brian Diaz (2011)	150
8.	Andre Smith (1979)	146
9.	Glynn Watson Jr. (2017)	144
	Eric Piatkowski (1992)	144

Freshman		
1.	Dave Hoppen (1983)	163
2.	Bryce McGowens (2022)	160
3.	Jerry Fort (1973)	151
4.	Joe McCray (2005)	143
5.	Jorge Brian Diaz (2010)	133
6.	Cookie Belcher (1997)	117
7.	Jake Muhleisen (2002)	115
	Glynn Watson Jr. (2016)	115
9.	Tyronn Lue (1996)	105
	Andre Smith (1978)	105

3-POINTERS MADE (since 1987)

Senior		
1.	Cary Cochran (2002)	89
2.	Glynn Watson Jr. (2019)	82
3.	Keisei Tominaga (2024)	76
4.	James Palmer Jr. (2019)	67
	Marcus Perry (2007)	67
6.	Brian Conklin (2004)	66
7.	Bo Spencer (2012)	63
	Eric Piatkowski (1994)	63
9.	Wes Wilkinson (2006)	62
10.	Paul Velander (2009)	60

Junior		
1.	Andrew White III (2016)	87
2.	Ray Gallegos (2013)	83
3.	Cary Cochran (2001)	78
	Tyronn Lue (1998)	78
5.	Jaron Boone (1995)	70
6.	Terran Petteway (2015)	68
7.	Keisei Tominaga (2023)	66
8.	Ray Richardson (1989)	57
9.	Erick Strickland (1995)	54
10.	Danny Walker (2000)	53



Jerry Fort held the Husker freshman scoring average record from 1973 until 2005 when Joe McCray bettered his mark by nearly 1.0 point per game. Fort was the first-ever Husker freshman to lead Nebraska in scoring average.

**Sophomore**

1. Brian Conklin (2002)	65
2. Cary Cochran (2000)	62
3. Ryan Anderson (2008).....	50
4. Glynn Watson Jr. (2017).....	48
Terran Petteway (2014).....	48
Walter Pitchford (2014).....	48
7. Jack McVeigh (2017).....	47
Tyronn Lue (1997).....	47
Eric Piatkowski (1992).....	47
10. Cam Mack (2020).....	43

Freshman

1. Joe McCray (2005)	80
2. C.J. Wilcher (2022).....	52
3. Ryan Anderson (2007).....	48
4. Jamel White (2006).....	44
Eric Piatkowski (1991).....	44
6. Bryce McGowens (2022).....	40
Eshaunte Jones (2010).....	40
8. Cary Cochran (1999).....	39
9. Jake Muhleisen (2002).....	35
10. Jack McVeigh (2016).....	34

REBOUNDS (since 1969)**Senior**

1. Aleks Maric (2008).....	335
Venson Hamilton (1999).....	335
3. Chuck Jura (1972).....	305
4. Leroy Chalk (1971).....	290
5. Rich King (1991).....	274
6. Derrick Chandler (1993).....	252
7. Mikki Moore (1997).....	245
8. Steffon Bradford (2001).....	244
9. Jason Dourisseau (2006).....	240
10. Kimani Ffriend (2001).....	229

Junior

1. Venson Hamilton (1998).....	315
2. Kimani Ffriend (2000).....	263
3. Aleks Maric (2007).....	260
4. Dave Hoppen (1985).....	258
5. Tony Farmer (1991).....	251
Andre Smith (1980).....	251
7. Steffon Bradford (2000).....	243
Chuck Jura (1971).....	243
9. Rienk Mast (2024).....	241
10. Isaiah Roby (2019).....	240

Sophomore

1. Venson Hamilton (1997).....	269
2. Leroy Chalk (1969).....	257
3. Aleks Maric (2006).....	251
4. Carl McPipe (1977).....	241
5. Bob Siegel (1975).....	227
6. Dave Hoppen (1984).....	207
7. Isaiah Roby (2018).....	200
8. Mikki Moore (1995).....	198
9. John Turek (2003).....	197
10. Rich King (1989).....	195

Freshman

1. Yvan Ouedraogo (2020).....	203
2. Aleks Maric (2005).....	169
3. John Turek (2002).....	162
4. Bryce McGowens (2022).....	161
Venson Hamilton (1996).....	161
Dave Hoppen (1983).....	161
7. Michael Jacobson (2016).....	147
8. Shavon Shields (2013).....	144
Andre Smith (1978).....	144
10. Joe McCray (2005).....	140

ASSISTS (since 1974)**Senior**

1. Charles Richardson Jr. (2007).....	179
2. Alonzo Verge Jr. (2022).....	169
3. Brian Carr (1987).....	166
4. Lance Jeter (2011).....	145
5. Eric Johnson (1989).....	135
6. Jaron Boone (1996).....	134
7. Cookie Belcher (2001).....	131
8. Beau Reid (1991).....	130
9. Tai Webster (2017).....	124
David Ponce (1984).....	124

Junior

1. Brian Carr (1986).....	201
2. Tyronn Lue (1998).....	152
3. Cookie Belcher (1999).....	138
4. Lance Jeter (2010).....	134
5. Erick Strickland (1995).....	133
6. Tom Wald (1995).....	128
7. Jaron Boone (1995).....	116
8. Eric Johnson (1988).....	112
9. Clifford Scales (1990).....	110
10. Jack Moore (1981).....	108

Sophomore

1. Brian Carr (1985).....	237
2. Cam Mack (2020).....	179
3. Jack Moore (1980).....	145
4. Tyronn Lue (1997).....	136
5. Beau Reid (1989).....	135
6. Jamar Johnson (1992).....	130
7. Cookie Belcher (1998).....	124
7. Cookie Miller (2009).....	109
Jaron Boone (1994).....	109
10. Dalano Banton (2021).....	105

Freshman

1. Tyronn Lue (1996).....	144
2. Cookie Miller (2008).....	109
3. Jake Muhleisen (2002).....	105
4. Jaron Boone (1993).....	87
5. Glynn Watson Jr. (2016).....	83
6. Brian Carr (1984).....	78
7. Marcus Walker (2006).....	74
8. Benny Parker (2013).....	69
9. Cookie Belcher (1997).....	68
Eric Piatkowski (1991).....	68

STEALS (since 1978)**Senior**

1. Cookie Belcher (2001).....	82
2. Eric Johnson (1989).....	68
3. Venson Hamilton (1999).....	67
Brian Carr (1987).....	67
5. Clifford Scales (1991).....	64
6. Erick Strickland (1996).....	61
7. Lance Jeter (2011).....	57
8. Charles Richardson Jr. (2007).....	56
9. Brandon Richardson (2012).....	54
10. Ryan Anderson (2010).....	53

Junior

1. Cookie Belcher (1999).....	102
2. Erick Strickland (1995).....	89
3. Tyronn Lue (1998).....	63
4. Eric Johnson (1988).....	60
5. Carl Hayes (1991).....	54
6. Venson Hamilton (1998).....	53
7. Jamar Johnson (1993).....	52
8. Brennon Clemmons (2002).....	48
9. Glynn Watson Jr. (2018).....	47
10. Tai Webster (2016).....	46
Ray Gallegos (2013).....	46

Sophomore

1. Cookie Belcher (1998).....	75
2. Erick Strickland (1994).....	60
3. Glynn Watson Jr. (2017).....	50
4. Ryan Anderson (2008).....	47
5. Venson Hamilton (1997).....	46
6. Cookie Miller (2009).....	45
7. Jack Moore (1980).....	42
8. Tyronn Lue (1997).....	41
9. Brian Carr (1985).....	40
10. Jamar Johnson (1992).....	38
Carl Hayes (1990).....	38

Freshman

1. Cookie Belcher (1997).....	87
2. Cookie Miller (2008).....	57
3. Tyronn Lue (1996).....	50
4. Erick Strickland (1993).....	47
5. Glynn Watson Jr. (2016).....	40
6. Joe McCray (2005).....	32
Clifford Scales (1988).....	32
8. Jake Muhleisen (2002).....	28
9. Jaron Boone (1993).....	26
10. Brandon Richardson (2009).....	25
Ryan Anderson (2007).....	25

BLOCKED SHOTS (since 1978)**Senior**

1. Mikki Moore (1997).....	88
2. Venson Hamilton (1999).....	80
3. Kimani Ffriend (2001).....	74
4. Rich King (1991).....	68
5. Wes Wilkinson (2006).....	61
6. Aleks Maric (2008).....	57
7. Derrick Chandler (1993).....	53
8. John Turek (2005).....	35
9. Andre Almeida (2013).....	32
10. Carl McPipe (1979).....	30

Junior

1. Derrick Chandler (1992).....	91
2. Kimani Ffriend (2000).....	85
3. Mikki Moore (1996).....	71
4. Isaiah Roby (2019).....	66
Venson Hamilton (1998).....	66
6. Rich King (1990).....	45
7. Andre Almeida (2011).....	39
8. John Turek (2004).....	37
9. Isaac Copeland (2018).....	33
Aleks Maric (2007).....	33
Wes Wilkinson (2005).....	33

Sophomore

1. Mikki Moore (1995).....	67
2. Isaiah Roby (2018).....	63
3. Venson Hamilton (1997).....	56
4. John Turek (2003).....	52
5. Rich King (1989).....	50
6. Aleks Maric (2006).....	39
7. Jorge Brian Diaz (2011).....	38
8. Terrance Badgett (1994).....	26
9. Dalano Banton (2021).....	25
Louis Truscott (2000).....	24
Terran Petteway (2014).....	24

Freshman

1. Jorge Brian Diaz (2010).....	41
2. John Turek (2002).....	39
Venson Hamilton (1996).....	39
4. Michael Jacobson (2016).....	28
5. Isaiah Roby (2017).....	25
6. Ed Morrow Jr. (2016).....	21
7. Cookie Belcher (1997).....	20
Rich King (1988).....	20
9. Brant Harriman (1988).....	19
Dave Hoppen (1983).....	19



VICTORIES

Table with 2 columns: Rank, Year, Victories. Includes years 1991, 2024, 2018, 1983, 1978, 1920, 1996, 1987, 2008, 1999, 1998, 1966, 1994, 1993.

LOSSES

Table with 2 columns: Rank, Year, Losses. Includes years 2020, 2022, 2021, 1963, 2000, 2003, 2017, 2021, 1964, 1988, 1990, 2010, 2012, 2013, 2015, 2016.

SCORING AVERAGE

Table with 2 columns: Rank, Year, Scoring Average. Includes years 1991, 1994, 1990, 1992, 1993, 1996, 1967, 1995, 1968, 2024.

FIELD GOALS MADE

Table with 2 columns: Rank, Year, Field Goals Made. Includes years 1991, 1996, 1994, 1989, 2019, 2024, 1993, 1995, 1987, 1997.

FIELD GOALS ATTEMPTED

Table with 2 columns: Rank, Year, Field Goals Attempted. Includes years 1991, 2019, 1996, 2024, 2020, 1989, 1994, 2016, 1993, 1995.

FIELD GOAL PERCENTAGE

Table with 2 columns: Rank, Year, Field Goal Percentage. Includes years 1984, 1983, 1985, 1986, 1980, 1971, 1991, 1981, 1978, 2001.

3-POINT FG MADE

Table with 2 columns: Rank, Year, 3-Point FG Made. Includes years 2024, 2019, 2002, 2020, 2007, 2018, 2021, 2022, 2006, 2016.

3-POINT FG ATTEMPTED

Table with 2 columns: Rank, Year, 3-Point FG Attempted. Includes years 2024, 2019, 2020, 2002, 2022, 2021, 2018, 2023, 2007, 2006.

3-POINT FG PERCENTAGE

Table with 2 columns: Rank, Year, 3-Point FG Percentage. Includes years 2010, 2004, 2001, 2007, 1992, 1987, 2002, 1989, 2009, 1988.

FREE THROWS MADE

Table with 2 columns: Rank, Year, Free Throws Made. Includes years 1991, 1996, 1987, 1989, 1969, 1993, 1995, 2018, 1994, 2014.

FREE THROWS ATTEMPTED

Table with 2 columns: Rank, Year, Free Throws Attempted. Includes years 1991, 1996, 1989, 1953, 1987, 1954, 1995.

Table with 2 columns: Rank, Year, Field Goal Percentage. Includes years 1993, 2006, 1997.

FREE THROW PERCENTAGE

Table with 2 columns: Rank, Year, Free Throw Percentage. Includes years 2012, 1968, 2024, 1981, 1980, 1994, 1986, 1982, 2022, 2016.

REBOUNDS

Table with 2 columns: Rank, Year, Rebounds. Includes years 1991, 1996, 1994, 1992, 1997, 1989, 1993, 2024, 2006, 2019.

REBOUND AVERAGE

Table with 2 columns: Rank, Year, Rebound Average. Includes years 1961, 1960, 1962, 1992, 1959, 1963, 1974, 1991, 1964, 1966.

ASSISTS (since 1974)

Table with 2 columns: Rank, Year, Assists. Includes years 1991, 1985, 1996, 1989, 1994, 1995, 1986, 1983, 1993, 1992.

FEWEST TURNOVERS (since 1977)

Table with 2 columns: Rank, Year, Fewest Turnovers. Includes years 1982, 2002, 1981, 1985, 1986.

MOST TURNOVERS (since 1977)

Table with 2 columns: Rank, Year, Most Turnovers. Includes years 1996, 1991, 1999, 1997, 1989.

BLOCKED SHOTS (since 1978)

Table with 2 columns: Rank, Year, Blocked Shots. Includes years 1997, 1996, 2018, 1992, 1991, 1999, 1998, 2019, 1995, 2000.

STEALS (since 1978)

Table with 2 columns: Rank, Year, Steals. Includes years 1999, 1998, 1991, 1995, 1997, 1996, 2008, 1988, 1994, 2009.

FEWEST POINTS ALLOWED, SEASON

Table with 2 columns: Rank, Year, Fewest Points Allowed. Includes years 1950, 1949, 1951, 1948, 1953, 1958, 1959, 1955, 1960, 1957.

FEWEST POINTS ALLOWED PER GAME

Table with 2 columns: Rank, Year, Fewest Points Allowed Per Game. Includes years 1949, 1950, 1982, 1948, 1951, 1959, 2009, 2011, 2008, 1983.

MOST POINTS ALLOWED, SEASON

Table with 2 columns: Rank, Year, Most Points Allowed. Includes years 1991, 1996, 1988, 2022, 2020.

MOST POINTS ALLOWED PER GAME

Table with 2 columns: Rank, Year, Most Points Allowed Per Game. Includes years 1990, 1994, 2022, 1991, 2020.



Cary Cochran helped the Huskers set the then-school record with 267 3-pointers as a team during the 2001-02 season.

FEWEST POINTS ALLOWED, SINGLE GAME (since 1947)

- 26 vs. Bethune-Cookman, Dec. 20, 2003 (NU 70)
- 28 vs. North Carolina Central, Dec. 22, 2007 (71)
- 32 vs. South Dakota, Dec. 3, 1949 (61)
- 34 vs. Morgan State, Dec. 6, 2004 (64)
- 34 vs. Kansas, Jan. 8, 1949 (52)
- 35 vs. Southeastern Louisiana, Nov. 11, 2018 (87)
- 37 vs. Mississippi Valley State, Nov. 6, 2018 (106)
- 37 vs. Savannah State, Dec. 11, 2007 (82)
- 38 vs. South Dakota, Dec. 16, 1947 (65)
- 38 vs. Santa Clara, Dec. 12, 1950 (53)
- 38 vs. Kansas, Feb. 11, 1961 (33)
- 38 vs. Mary, Nov. 15, 2016 (70)

FEWEST POINTS BY NU, SINGLE GAME (since 1947)

- 28 at Kansas State (53), March 1, 1949
- 33 vs. Kansas (38), Feb. 11, 1961
- 34 vs. Kansas State (48), Dec. 27, 1948
- 34 at Michigan State (62), Feb. 25, 2012
- 35 vs. Oklahoma State (52), March 16, 1949 (NCAA Playoff)
- 36 at Kansas (49), Feb. 11, 1950
- 36 at Kansas State (71), Jan. 12, 1952
- 38 at San Jose State (39), Dec. 29, 1947
- 38 at Oregon (60), Dec. 15, 2012
- 39 at Oklahoma (66), Feb. 10, 1958
- 39 at Oklahoma State (54), Feb. 7, 1959
- 39 vs. Kansas (45), Feb. 23, 1963
- 39 vs. Kansas State (41), March 7, 1984 (B8T)
- 39 vs. Kansas (92), Feb. 17, 2007
- 39 vs. Oklahoma State (54), March 8, 2007 (B12T)

MOST POINTS, BOTH TEAMS

- 230 at Oklahoma 133, Nebraska 97, Feb. 21, 1987
- 230 Nebraska 117, Oklahoma 113, March 8, 1991 (B8T, OT)
- 226 at Oklahoma 115, Nebraska 111, Feb. 14, 1994 (OT)
- 220 Nebraska 114, Oregon 106, Nov. 25, 1995 (OT)

- 217 at Oklahoma 117, Nebraska 100, Jan. 13, 1996 (30T)
- 213 Northern Iowa 109, Nebraska 104, Dec. 16, 1995
- 211 at Nebraska 116, Texas-Arlington 95, Dec. 21, 1992
- 210 Nebraska 111, at Oklahoma 99, Jan. 26, 1991
- 210 at California-Irvine 109, Nebraska 101, Nov. 28, 1986
- 207 Marshall 119, Nebraska 88, March 13, 1967 (NIT)
- 207 Nebraska 106, at Southern Utah 101, Nov. 30, 1991

FEWEST POINTS, BOTH TEAMS

- 71 Kansas 38, at Nebraska 33, Feb. 11, 1961
- 77 at San Jose State 39, Nebraska 38, Dec. 29, 1947
- 80 Kansas State 41, at Nebraska 39, March 7, 1984 (B8T)
- 81 at Kansas State 53, Nebraska 28, March 1, 1949
- 82 Kansas State 48, Nebraska 34, Dec. 27, 1948 (KC,B7HT)
- 82 at Nebraska 43, Air Force 39, Dec. 8, 1962
- 84 at Nebraska 43, Kansas 41, Feb. 22, 1958
- 84 Kansas 45, at Nebraska 39, Feb. 23, 1963
- 85 Nebraska 44, at Iowa State 41, Feb. 19, 1949
- 85 at Kansas 49, Nebraska 36, Feb. 11, 1950

100-POINT HUSKER GAMES

- 117 vs. Harvard (79), Dec. 1, 1989
- 117 vs. Oklahoma (113), March 8, 1991 (B8T, OT)
- 116 vs. Nevada (71), Dec. 14, 1970
- 116 vs. Texas-Arlington (95), Dec. 21, 1992
- 114 vs. Oregon (106), Nov. 25, 1995 (OT)
- 113 vs. Augustana, S.D. (69), Nov. 26, 1983
- 113 vs. Tennessee Tech (92), Dec. 14, 1990
- 111 vs. Cal State Fullerton (74), Dec. 4, 1967
- 111 at Oklahoma (99), Jan. 26, 1991
- 111 vs. Portland (85), Dec. 4, 1993
- *111 at Oklahoma (115), Feb. 14, 1994 (OT)
- 110 vs. Oklahoma (90), Jan. 27, 1968
- 110 vs. Doane (64), Dec. 17, 2020
- 108 vs. Appalachian State (71), Dec. 31, 1994
- 108 vs. Colgate (76), Dec. 4, 1992
- 107 vs. Saint Louis (79), Nov. 23, 1990
- 107 vs. North Carolina A&T (57), Dec. 19, 2005
- 106 vs. Mississippi Valley State (37), Nov. 6, 2019
- 106 at Southern Utah (101), Nov. 30, 1991
- 106 vs. Colorado (67), Jan. 8, 1994
- 105 vs. Eastern Washington (71), Jan. 14, 1984
- 105 vs. Northwest Missouri St. (64), Jan. 5, 1987
- 105 vs. Toledo (68), Dec. 8, 1990
- 105 vs. Oklahoma (93), Feb. 16, 1991
- 105 vs. Oklahoma (88), March 11, 1994 (B8T)
- 104 vs. UTSA (94), Dec. 20, 2017
- 104 vs. Montana State (60), Dec. 23, 1978
- 104 vs. Pepperdine (100), Dec. 2, 1989
- 104 vs. Northern Iowa (109), Dec. 16, 1995
- 102 vs. Eastern Washington (67), Dec. 21, 1991
- 102 vs. Iowa State (86), Feb. 12, 1994
- 102 vs. McNeese State (55), Nov. 25, 2020
- 101 at Wisconsin (88), Dec. 1, 1965
- 101 vs. South Dakota (69), Dec. 1, 1984
- 101 at California-Irvine (109), Nov. 28, 1986
- 101 vs. Northeastern Illinois (60), Dec. 21, 1994
- 100 vs. Washington State (75), Dec. 12, 1966
- 100 vs. South Dakota State (83), Nov. 30, 1979
- 100 vs. Illinois (73), Nov. 24, 1990
- 100 vs. Creighton (83), Dec. 10, 1992
- 100 vs. Southern Utah (85), Jan. 5, 1993
- 100 at Colorado (86), Feb. 8, 1995
- 100 at Oklahoma (117), Jan. 13, 1996 (30T)
- 100 at NC State (104), Dec. 1, 2021 (40T)

Note: Nebraska is 39-5 when it has scored 100 or more points. *Most points scored in loss

100-POINT GAMES AGAINST NU

- 133 at Oklahoma, Feb. 21, 1987 (NU 97)
- 119 by Marshall, March 13, 1967 (88, NIT)
- 117 at Oklahoma, Jan. 13, 1996 (100, 30T)
- 115 at Oklahoma, Feb. 14, 1994 (111, OT)
- 114 at Kansas State, Jan. 10, 1987 (82)
- 114 at Iowa State, Jan. 28, 1988 (76)
- 113 at Oklahoma, March 5, 1988 (93)
- 113 by Oklahoma, March 8, 1991 (117, B8T, OT)##
- 112 at Houston, Dec. 12, 1969 (82)
- *111 by Missouri, Jan. 13, 1990 (95)
- 110 at Kansas, Feb. 26, 1966 (73)
- 109 at California-Irvine, Nov. 28, 1986 (101)
- 109 by SW Louisiana, Dec. 29, 1992 (80)
- 109 by Northern Iowa, Dec. 16, 1995 (104)
- 108 at Kansas State, March 10, 1953 (80)
- 107 at Missouri, Feb. 10, 1990 (85)
- 107 by Oklahoma, March 13, 1992 (85, B8T)
- 107 at Minnesota, March 8, 2020
- 106 at Oklahoma, March 7, 1992 (97)
- 106 by Oregon, Nov. 25, 1995 (114, OT)##
- 105 at Oklahoma, Jan. 31, 1990 (64)
- 105 at Texas, Jan. 21, 1998 (91)
- 104 at NC State, Dec. 1, 2021 (100, 4 OT)
- 103 at Ohio State, Dec. 14, 1988 (76)
- 103 at Oklahoma, March 4, 1989 (76)
- 103 vs. Oklahoma State, Feb. 14, 1990 (84)
- 103 at Kansas, Jan. 25, 1992 (78)
- 102 at Kansas, Feb. 8, 1958 (46)
- 102 at Wyoming, Dec. 7, 1966 (98)
- 102 at Oklahoma, Jan. 14, 1993 (89)
- 102 at Texas, Jan. 4, 1995 (74)
- 102 at Iowa, March 2, 2021 (64)
- 102 Michigan, Dec. 7, 2021 (67)
- 101 at Iowa State, Feb. 24, 1990 (85)
- 101 at Michigan State, Dec. 4, 1991 (78)
- 101 at Southern Utah, Nov. 30, 1992 (106)##
- 101 at Texas Christian, March 15, 1999 (89)
- 100 vs. Kansas State, Dec. 26, 1963 (78)
- 100 at Kansas, Feb. 17, 1970 (87)
- 100 vs. Pepperdine, Dec. 2, 1989 (104)##

Note: Nebraska is 4-36 when allowing 100 or more points, (wins indicated with ##). *Most points scored against NU in Lincoln.



Aleks Maric helped the Huskers to a pair of postseason appearances during his Husker career from 2005-08.

LARGEST VICTORY MARGIN

No.	Margin	Score	H/A	Opponent	Season
1.	74	82-8	A	Crete	1906-07
2.	69	106-37	H	Mississippi Valley State	2018-19
3.	57	97-40	H	Arkansas-Pine Bluff	2004-05
4.	54	57-3	H	Doane	1899-1900
	54	57-3	A	Nebraska Wesleyan	1898-99
6.	52	87-35	H	Southeastern Louisiana	2018-19
	52	98-46	H	Southwest Missouri State	1982-83
	52	62-10	H	Morningside	1911-12
9.	50	107-57	H	North Carolina A&T	2005-06
	50	93-43	H	Missouri Western State	1982-83
11.	49	91-42	H	Sam Houston State	1991-92
	49	63-14	H	Nebraska Wesleyan	1901-02
13.	47	88-41	H	Delaware State	1995-96
	47	102-55	H	McNeese State	2020-21
14.	46	97-51	H	Mississippi Valley State	2015-16
	46	110-64	H	Doane	2020-21

Note: Nebraska's largest margin of victory over a conference opponent was 40 points vs. Kansas, March 2, 1901 (48-8).

LARGEST LOSING MARGIN

No.	Margin	Score	Opponent	Season
1.	56	46-102	at Kansas	1957-58
2.	53	39-92	at Kansas	2006-07
3.	44	29-73	at Haskell Institute	1901-02
4.	43	9-52	at Minnesota	1901-02
5.	42	54-96	at Kansas	2005-06
	42	27-69	at Illinois	1942-43
	42	30-72	at Kansas	1945-46
	42	47-89	vs. Colorado (at K.C.)	1954-55
9.	41	64-105	at Oklahoma	1989-90
10.	40	51-91	at Texas	2009-10
	40	15-55	at DePaul	1943-44
	40	53-93	at Oklahoma State	1994-95
13.	39	4-43	at Wisconsin	1907-08
	39	16-55	at Missouri	1921-22
	39	54-93	at Oklahoma State	1964-65
	39	55-94	at Oklahoma State	1999-2000
	39	57-96	at Kansas	2001-02

HUSKER WINNING STREAKS

No.	Season	Win Streak	Date Started	Date Ended
1.	1990-91	14 games	11-28-90	1-22-91
	1911-12/12-13	14 games	1-27-12	1-25-13
3.	1919-20/20-21	13 games	2-6-20	1-3-21
	1897-98/1900-01	13 games	2-22-1898	1901**
5.	1912-13	12 games	1-31-13	3-12-13
6.	2010-11	11 games	11-20-10	1-12-11
	1993-94	11 games	12-3-93	1-19-94
	1905-06/06-07	11 games	2-25-06	2-15-07
9.	1994-95	10 games	11-27-94	1-4-95
	1977-78	10 games	12-2-77	12-29-77

**Dates unavailable

Consecutive Conference Victories:

29, all eight in 1911-12, all 10 in 1912-13, all seven in 1913-14, first four in 1914-15 (ended at Kansas, 43-18, Jan. 22, 1915)

Consecutive Home Victories:

20, all 11 games in 1965-66, first nine games in 1966-67 (ended by Kansas, 64-57, March 4, 1967)

20, final 11 game in 2017-18, first nine games in 2018-19 (ended by Michigan State, 70-64, Jan. 17, 2019)

Consecutive Home Conference Victories:

15, all four games in 1911-12, all five games in 1912-13, all four games in 1913-14, first two games in 1914-15 (ended by Drake, 20-19, Feb. 19, 1915)

Consecutive Losses:

17, final 17 games of 2019-20 season

Consecutive Conference Losses:

24, final 15 games of 2019-20 season, first nine games of 2020-21 (ended at Penn State, 62-61, Feb. 14, 2021)

Consecutive Home Losses:

7, games five through 11 in 1962-63 (ended vs. Oklahoma State, 49-48, Feb. 25, 1963)

7, final seven games of 2019-20,

7, games seven through 13 in 2020-21 (ended vs. Minnesota, 78-74, Feb. 27, 2021)

Consecutive Home Conference Losses:

14, last seven games of 2019-20, first seven games of 2020-21 (ended vs. Minnesota, 78-74, Feb. 27, 2021)



Derrick Chandler blocked 144 shots during his two-year career. He holds the Nebraska single-season blocked shots record with 91 rejections in 1991-92.



POINTS SCORED

Year	Leader	G	Pts.	PPG
2024	Keisei Tominaga, Sr., G	32	484	15.1
2023	Derrick Walker, Sr., F	27	367	13.6
2022	Bryce McGowens, Fr., G	31	522	16.8
2021	Teddy Allen, Jr., G	22	362	16.5
2020	Haanif Cheatham, Sr., G	32	419	13.1
2019	James Palmer Jr., Sr., G	36	708	19.7
2018	James Palmer Jr., Jr., G	33	568	17.2
2017	Tai Webster, Sr., G	31	527	17.0
2016	Shavon Shields, Sr., F	30	503	16.8
2015	Terran Petteway, Jr., G	31	564	18.2
2014	Terran Petteway, So., G	32	579	18.1
2013	Dylan Talley, Sr., G	33	453	13.7
2012	Bo Spencer, Sr., G	30	461	15.4
2011	Lance Jeter, Sr., G	32	373	11.7
2010	Ryan Anderson, Sr., G	31	351	11.3
2009	Ade Dagunduro, Sr., G	31	398	12.8
2008	Aleks Maric, Sr., C	33	519	15.7
2007	Aleks Maric, Jr., C	30	556	18.5
2006	Wes Wilkinson, Sr., F	32	382	11.9
2005	Joe McCray, Fr., G	28	433	15.5
2004	Nate Johnson, Sr., G	30	389	13.0
2003	Andrew Drevo, Jr., F	29	402	13.9
2002	Cary Cochran, Sr., G	28	392	14.0
2001	Cookie Belcher, Sr., G	30	492	16.4
2000	Larry Florence, Sr., F	30	389	13.0
1999	Venson Hamilton, Sr., C	33	518	15.7
1998	Tyronn Lue, Jr., G	32	678	21.2
1997	Tyronn Lue, So., G	32	603	18.8
1996	Erick Strickland, Sr., G	35	516	14.7
1995	Jaron Boone, Jr., G	32	559	17.5
1994	Eric Piatkowski, Sr., F	30	646	21.5
1993	Eric Piatkowski, Jr., F	30	502	16.7
1992	Eric Piatkowski, So., F	29	414	14.3
1991	Rich King, Sr., C	34	526	15.5
1990	Rich King, Jr., C	28	450	16.1
1989	Beau Reid, So., F	32	382	11.9
1988	Derrick Vick, Sr., F	31	348	11.2
1987	Bernard Day, Sr., F	33	410	12.4
1986	Dave Hoppen, Sr., C	19	420	22.1
1985	Dave Hoppen, Jr., C	30	704	23.5
1984	Dave Hoppen, So., C	30	598	19.9
1983	Dave Hoppen, Fr., C	32	445	13.9
1982	Jack Moore, Sr., G	27	343	12.7
1981	Andre Smith, Sr., C	26	475	18.3
1980	Andre Smith, Jr., C	31	600	19.4
1979	Andre Smith, So., C	27	364	13.5
1978	Carl McPipe, Jr., C	29	445	15.3
1977	Carl McPipe, So., C	29	440	15.2
1976	Jerry Fort, Sr., G	27	513	19.0
1975	Jerry Fort, Jr., G	26	525	20.2
1974	Jerry Fort, So., G	26	468	18.0
1973	Jerry Fort, Fr., G	26	376	14.5
1972	Chuck Jura, Sr., C	26	551	21.2
1971	Marvin Stewart, Sr., G	26	556	21.4
1970	Tom Scantlebury, Jr., G	25	361	14.4
1969	Marvin Stewart, So., G	26	381	14.6
1968	Stuart Lantz, Sr., G	25	482	19.3
1967	Stuart Lantz, Jr., G	25	481	19.2
1966	Tom Baack, So., F	25	386	15.4
1965	Fred Hare, So., F	25	380	15.2
1964	Charlie Jones, F	25	322	12.9
1963	Daryl Petsch, G	25	369	14.8
1962	Tom Russell, Sr., F/C	25	412	16.5
1961	Tom Russell, Jr., F/C	24	300	12.5
1960	Herschell Turner, G	24	382	15.9
1959	Herschell Turner, G	25	428	17.1
1958	Wilson Fitzpatrick, G	23	264	11.5
	Gary Reimers, G	23	264	11.5
1957	Rex Ekwall, F	23	307	13.3
1956	Rex Ekwall, F	21	312	14.9
1955	Willard Fagler, C	21	285	13.6
1954	Bill Johnson, C	21	382	18.2
1953	Bill Johnson, C	20	277	13.9
1952	Jim Buchanan, G	24	400	16.7
1951	Bob Pierce, C	23	384	16.7
1950	Bus Whitehead, C	23	360	15.7
1949	Claude Retherford, G	26	311	12.0
1948	Claude Retherford, G	24	259	10.8

FIELD GOAL PERCENTAGE

Year	Leader*	G	FG-FGA	Pct.
2024	Juwan Gary, Jr., F	28	122-245	.498
2023	Derrick Walker, Sr., F	27	164-281	.584
2022	Derrick Walker, Jr., F	32	129-189	.683
2021	Teddy Allen, Jr., G	22	131-292	.449
2020	Haanif Cheatham, Sr., G	32	152-327	.465
2019	Isaiah Roby, Jr., F	35	148-325	.454
2018	Isaiah Roby, So., F	33	95-168	.565
2017	Ed Morrow Jr., So., F	24	92-179	.514
2016	Andrew White III, Jr., G	34	195-405	.481
2015	Shavon Shields, Jr., F	31	161-366	.440
2014	Walter Pitchford, So., F	32	107-226	.473
2013	Brandon Ubel, Sr., F	31	129-269	.480
2012	Caleb Walker, Sr., G	30	78-172	.453
2011	Jorge Brian Diaz, So., C	32	150-279	.538
2010	Jorge Brian Diaz, Fr., C	33	133-255	.522
2009	Ade Dagunduro, Sr., G	31	143-275	.520
2008	Aleks Maric, Sr., C	33	191-332	.575
2007	Aleks Maric, Jr., C	30	203-359	.565
2006	Jason Dourisseau, Sr., G	33	127-266	.477
2005	John Turek, Sr., F	28	88-170	.518
2004	Nate Johnson, Sr., G	30	127-271	.469
2003	Corey Simms, So., G	29	77-167	.461
2002	Cary Cochran, Sr., G	28	116-277	.419
2001	Kimani Ffriend, Sr., C	28	144-321	.623
2000	Kimani Ffriend, Jr., C	30	123-229	.537
1999	Larry Florence, Jr., F	33	133-262	.508
1998	Venson Hamilton, Jr., C	32	139-269	.517
1997	Mikki Moore, Sr., C	33	144-247	.583
1996	Mikki Moore, Jr., C	35	118-202	.584
1995	Terrance Badgett, Jr., F	32	106-212	.500
1994	Bruce Chubick, Sr., F	31	121-215	.563
1993	Bruce Chubick, Jr., F	31	90-173	.520
1992	Dapreis Owens, Sr., F	29	116-213	.545
1991	Rich King, Sr., C	34	202-352	.574
1990	Rich King, Jr., C	28	170-305	.557
1989	R. van Poelgeest, Jr., C	29	103-177	.582
1988	Pete Manning, Jr., F	31	111-188	.590
1987	Derrick Vick, Jr., F	32	131-240	.546
1986	Bernard Day, Jr., F	30	158-280	.564
1985	Dave Hoppen, Jr., C	30	270-418	.646
1984	Dave Hoppen, So., C	30	220-367	.599
1983	Greg Downing, Sr., G/F	31	101-174	.580
1982	Ray Collins, Sr., G/F	28	111-221	.502
1981	Andre Smith, Sr., C	26	185-314	.589
1980	Andre Smith, Jr., C	31	237-388	.611
1979	Andre Smith, So., C	27	146-256	.570
1978	Andre Smith, Fr., C	27	105-190	.553
1977	Carl McPipe, Jr., C	29	183-376	.487
1976	Larry Cox, Sr., C	27	133-198	.672
1975	Larry Cox, Jr., C	26	72-151	.589
1974	Tom Novak, Sr., G	22	62-140	.443
1973	Brendy Lee, Jr., C/F	26	88-192	.458
1972	Chuck Jura, Sr., C	26	111-181	.613
1971	Chuck Jura, Jr., C	26	181-306	.592
1970	Sam Martin, Sr., C	22	58-116	.500
1969	Leroy Chalk, So., C	26	98-182	.538
1968	Stuart Lantz, Sr., G	25	173-349	.496
1967	Stuart Lantz, Jr., G	25	190-368	.516
1966	Grant Simmons, So., G	25	131-267	.491
1965	Willie Campbell, G	18	47-111	.423
1964	Charlie Jones, F	25	143-320	.447
1963	Ivan Grupe, F	25	100-210	.476
1962	Tom Russell, F/C	25	136-243	.560
1961	Tom Russell, F/C	24	97-201	.483
1960	Herschell Turner, G	24	143-326	.439
1959	Wayne Hester, G	25	68-147	.463
1958	Gary Reimers, G	23	84-203	.414
1957	Gary Reimers, G	23	106-229	.463
1956	Rex Ekwall, F	21	102-237	.430
1955	Rex Ekwall, F	21	88-194	.454
1954	Bill Johnson, C	21	130-301	.432
1953	Bill Johnson, C	20	80-199	.422
1952	Jim Buchanan, G	24	173-484	.357
1951	Bob Pierce, C	23	131-327	.401
1950	Jim Buchanan, G	23	58-159	.365
1949	Bus Whitehead, C	26	99-284	.349
1948	Rodney Cox, F	24	62-180	.344

*Minimum of 5 att. per game while playing in 75 percent of team's games.

REBOUNDS

Year	Leader	G	Reb.	RPG
2024	Rienk Mast, Jr., F	32	241	7.5
2023	Derrick Walker, Sr., F	27	193	7.1
2022	Derrick Walker, Jr., F	32	193	6.0
2021	Dalano Banton, So., G	27	159	5.9
2020	Yvan Ouedraogo, Fr., F	32	203	6.3
2019	Isaiah Roby, Jr., F	35	242	6.9
2018	Isaiah Roby, So., F	32	200	6.3
2017	Ed Morrow Jr., So., F	24	180	7.5
2016	Andrew White III, Jr., G	34	199	5.9
2015	Shavon Shields, Jr., F	31	186	6.0
2014	Shavon Shields, So., G/F	32	184	5.8
2013	Brandon Ubel, Sr., F	31	209	6.7
2012	Brandon Ubel, Jr., F	30	160	5.3
2011	Caleb Walker, Jr., G	32	145	4.5
2010	Ryan Anderson, Sr., G	31	164	5.3
2009	Ade Dagunduro, Sr., G	31	135	4.4
2008	Aleks Maric, Sr., C	33	335	10.2
2007	Aleks Maric, Jr., C	30	260	8.7
2006	Aleks Maric, So., C	31	251	8.1
2005	Aleks Maric, Fr., C	27	169	6.3
2004	John Turek, Jr., F	31	182	5.9
2003	Andrew Drevo, Jr., F	29	212	7.3
2002	John Turek, Fr., F	26	162	6.2
2001	Kimani Ffriend, Sr., C	28	229	8.2
2000	Kimani Ffriend, Jr., C	30	263	8.8
1999	Venson Hamilton, Sr., C	33	335	10.2
1998	Venson Hamilton, Jr., C	32	315	9.8
1997	Venson Hamilton, So., C	32	269	8.4
1996	Bernard Garner, Jr., F	35	222	6.3
1995	Mikki Moore, So., C	32	198	6.2
1994	Bruce Chubick, Sr., F	31	219	7.3
1993	Derrick Chandler, Sr., C	31	252	8.1
1992	Derrick Chandler, Jr., C	29	238	8.2
1991	Rich King, Sr., C	34	274	8.1
1990	Rich King, Jr., C	28	208	7.4
1989	Pete Manning, Sr., F/C	33	201	6.1
1988	Derrick Vick, Sr., F	31	162	5.2
1987	Bill Jackman, Sr., F	33	213	6.5
1986	Bernard Day, Jr., F	30	198	6.6
1985	Dave Hoppen, Jr., C	30	258	8.6
1984	Dave Hoppen, So., C	30	207	6.9
1983	Claude Renfro, Sr., F	32	175	5.5
1982	Jerry Shoecraft, Sr., F	28	122	4.4
1981	Andre Smith, Sr., C	26	172	6.6
1980	Andre Smith, Jr., C	31	251	8.1
1979	Carl McPipe, Sr., C	26	196	7.5
1978	Carl McPipe, Jr., C	29	228	7.9
1977	Carl McPipe, So., C	29	241	8.3
1976	Larry Cox, Sr., C	27	166	6.1
1975	Bob Siegel, So., F	26	227	8.7
1974	Brendy Lee, Sr., F/C	26	197	7.6
1973	Brendy Lee, Sr., F/C	26	185	7.1
1972	Chuck Jura, Sr., C	26	305	11.7
1971	Leroy Chalk, Sr., C	26	290	11.2
1970	Leroy Chalk, Jr., C	24	235	9.4
1969	Leroy Chalk, So., C	26	257	9.9
1968	Stuart Lantz, Sr., G	25	179	7.2
1967	Stuart Lantz, Jr., G	25	193	7.7
1966	Stuart Lantz, So., G	25	199	8.0
1965	Fred Hare, So., F	25	185	7.4
1964	Charlie Jones, F	25	171	6.8
1963	Charlie Jones, F	25	204	8.2
1962	Tom Russell, Sr., F/C	25	200	8.0
1961	Tom Russell, Jr., F/C	24	232	9.7
1960	Herschell Turner, G	24	193	8.0
1959	Herschell Turner, G	25	244	9.8
1958	Herschell Turner, G	23	189	8.2
1957	Rex Ekwall, F	23	214	9.3
1956	Rex Ekwall, F	21	224	10.7
1955	Rex Ekwall, F	21	241	11.5
1954	Bill Johnson, C	21	236	11.2
1953	Bill Johnson, C	20	188	9.4
1952	Bill Johnson, C	19*	145	7.6

*Rebounding statistics missing for five games in 1952, and not available for seasons prior to 1952.

FREE THROW PERCENTAGE

Year	Leader*	G	FT-FTA	Pct.
2024	Keisei Tominaga, Sr., G	32	70-80	.875

N 2024-25 NEBRASKA BASKETBALL

STATISTICAL LEADERS (SINCE 1947)

3-POINT PERCENTAGE

Year	Leader*	G	3FG-Att.	Pct.
2024	Brice Williams, Jr., G	34	50-129	.388
2023	Keisei Tominaga, Jr., G	32	66-165	.400
2022	C.J. Wilcher, Fr., G	32	52-128	.406
2021	Kobe Webster, Sr., G	27	46-121	.380
2020	Thorir Thorbjarnarson, Jr., G	32	48-129	.372
2019	Glynn Watson Jr., Sr., G	36	82-214	.383
2018	Anton Gill, Sr., G	31	54-143	.378
2017	Glynn Watson Jr., Sr., G	31	48-121	.397
2016	Andrew White III, Jr., G	34	87-211	.412
2015	Terran Petteway, Jr., G	32	68-217	.313
2014	Walter Pitchford, So., F	32	48-117	.410
2013	Dylan Talley, Sr., G	33	51-149	.342
2012	Dylan Talley, Jr., G	25	38-103	.369
2011	Toney McCray, Jr., G	32	35-86	.407
2010	Eshaunte Jones, Fr., G	29	40-92	.435
2009	Paul Velander, Sr., G	31	60-150	.400
2008	Paul Velander, Jr., G	31	36-94	.383
2007	Jay-R Strowbridge, Fr., G	29	25-54	.463
2006	Wes Wilkinson, Sr., F	32	62-148	.419
2005	Joe McCray, Fr., G	28	80-226	.354
2004	Brian Conklin, Sr., F	31	66-118	.559
2003	Andrew Drevo, Jr., F	29	48-149	.322
2002	Brian Conklin, So., F	28	65-150	.433
2001	Cary Cochran, Jr., G	30	78-165	.473
2000	Cary Cochran, So., G	29	62-160	.388
1999	Cary Cochran, Fr., G	32	39-98	.398
1998	Tyronn Lue, Jr., G	32	78-209	.373
1997	Cookie Belcher, Fr., G	33	30-76	.395
1996	Jaron Boone, Sr., G	34	59-167	.353
1995	Jaron Boone, Jr., G	32	70-182	.385
1994	Jaron Boone, So., G	30	35-95	.368
1993	Eric Piatkowski, Jr., F	30	48-129	.372
1992	Jamar Johnson, So., G	28	39-95	.411
1991	Clifford Scales, Sr., G	34	26-57	.456
1990	Chris Cresswell, Sr., G	26	37-97	.381
1989	Ray Richardson, Jr., G/F	32	57-145	.393
1988	Beau Reid, Fr., F	28	26-67	.388
1987	Henry T. Buchanan, Jr., G	33	28-62	.452

*Minimum of 1.5 att. per game while playing in 75 percent of team's games.

ASSISTS

Year	Leader	G	No.	Avg.
2024	Rienk Mast, Jr., F	32	95	3.0
2023	Derrick Walker, Sr., F	27	104	3.9
2022	Alonzo Verge Jr., Sr., G	31	169	5.5
2021	Dalano Banton, So., G	27	105	3.9
2020	Cam Mack, So., G	28	179	6.4
2019	Glynn Watson Jr., Sr., G	36	112	3.1
2018	Glynn Watson Jr., Jr., G	33	106	3.2
2017	Tai Webster, Sr., G	31	124	4.0
2016	Shavon Shields, Sr., F	30	80	2.7
2015	Terran Petteway, Jr., G	31	87	2.7
2014	Tai Webster, Fr., G	32	63	2.0
2013	Dylan Talley, Sr., G	33	81	2.5
2012	Bo Spencer, Sr., G	30	98	3.8
	Brandon Richardson, Sr., G	30	98	3.8
2011	Lance Jeter, Sr., G	33	145	4.5
2010	Lance Jeter, Jr., G	33	134	4.1
2009	Cookie Miller, So., G	30	109	3.6
2008	Cookie Miller, Fr., G	30	109	3.6
2007	Charles Richardson Jr., Sr., G	31	179	5.8
2006	Charles Richardson Jr., Jr., G	30	100	3.3
2005	Marcus Neal Jr., Sr., G	28	93	3.3
2004	Charles Richardson Jr., Fr., G	31	66	2.1
2003	Brennon Clemmons, Sr., G	26	68	2.6
2002	Jake Muhleisen, Fr., G	28	105	3.8
2001	Cookie Belcher, Sr., G	30	131	4.4
2000	Danny Walker, Jr., G	29	97	3.3
1999	Cookie Belcher, Jr., G	32	138	4.3
1998	Tyronn Lue, Jr., G	32	152	4.8
1997	Tyronn Lue, So., G	32	136	4.3
1996	Tyronn Lue, Fr., G	35	144	4.1
1995	Erick Strickland, Jr., G	31	133	4.3
1994	Jamar Johnson, Sr., G	28	123	4.4
1993	Jamar Johnson, Jr., G	28	102	3.3
1992	Jamar Johnson, So., G	28	130	4.6
1991	Beau Reid, Sr., F	34	130	3.8

1990	Clifford Scales, Jr., G	26	110	4.2
1989	Eric Johnson, Sr., G	32	135	4.2
	Beau Reid, So., F	32	135	4.2
1988	Eric Johnson, Jr., G	31	112	3.6
1987	Brian Carr, Sr., G	33	166	5.0
1986	Brian Carr, Jr., G	30	201	6.7
1985	Brian Carr, So., G	30	237	7.9
1984	David Ponce, Sr., G	30	124	4.1
1983	Stan Cloudy, Jr., F	28	106	3.3
1982	Jack Moore, Sr., G	27	109	4.0
1981	Jack Moore, Jr., G	27	108	4.0
1980	Jack Moore, So., G	31	145	4.7
1979	Bob Moore, Sr., G	27	81	3.0
1978	Brian Banks, Jr., G	30	96	3.2
1977	Allen Holder, Sr., G/F	29	119	4.1
1976	Jerry Fort, Sr., G	27	85	3.1
1975	Steve Erwin, Sr., F	26	85	3.3
1974	Ricky Marsh, So., G	26	77	3.0

BLOCKED SHOTS

Year	Leader	G	No.	Avg.
2024	Juwan Gary, Jr., F	28	21	0.8
2023	Derrick Walker, Sr., F	27	19	0.7
2022	Derrick Walker, Jr., F	32	29	0.9
2021	Dalano Banton, So., G	27	25	0.9
2020	Dachon Burke Jr., Jr., G	29	17	0.6
2019	Isiah Roby, Jr., F	35	66	1.9
2018	Isiah Roby, So., F	32	63	2.0
2017	Ed Morrow Jr., So., F	24	27	1.1
2016	Michael Jacobson, Fr., F	34	28	0.8
2015	Terran Petteway, Jr., G	31	27	0.9
2014	Terran Petteway, So., G/F	32	24	0.8
2013	Andre Almeida, Sr., C	29	32	1.1
2012	Jorge Brian Diaz, Jr., C	16	31	1.9
2011	Andre Almeida, Jr., C	30	39	1.3
2010	Jorge Brian Diaz, Fr., C	33	41	1.2
2009	Toney McCray, Fr., G	30	18	0.6
2008	Aleks Maric, Sr., C	33	57	1.7
2007	Aleks Maric, Jr., C	30	33	1.1
2006	Wes Wilkinson, Sr., F	32	61	1.9
2005	John Turek, Sr., F	28	35	1.3
2004	John Turek, Jr., F	31	37	1.2
2003	John Turek, So., F	30	52	1.7
2002	John Turek, Fr., F	26	39	1.4
2001	Kimani Ffriend, Sr., C	28	74	2.6
2000	Kimani Ffriend, Jr., C	30	85	2.8
1999	Venson Hamilton, Sr., C	33	80	2.4
1998	Venson Hamilton, Jr., C	32	66	2.1
1997	Mikki Moore, Sr., C	33	88	2.7
1996	Mikki Moore, Jr., C	35	71	2.1
1995	Mikki Moore, So., C	32	67	2.1
1994	Terrance Badgett, So., F	29	26	0.9
1993	Derrick Chandler, Sr., C	31	53	1.7
1992	Derrick Chandler, Jr., C	29	91	3.1
1991	Rich King, Sr., C	34	68	2.0
1990	Rich King, Jr., C	28	45	1.6
1989	Rich King, So., C	33	50	1.5
1988	Derrick Vick, Sr., F	31	21	0.7
1987	Derrick Vick, Jr., F	32	19	0.6
1986	Dave Hoppen, Sr., C	19	11	0.6
1985	Ronnie Smith, Sr., C/F	29	13	0.4
	Dave Hoppen, Jr., C	30	13	0.4
1984	Dave Hoppen, So., C	30	12	0.4
1983	Dave Hoppen, Fr., C	32	19	0.6
1982	Lenard Johnson, Jr., F/C	27	23	0.9
1981	Andre Smith, Sr., C	26	20	0.8
1980	Greg Downing, Fr., G/F	31	15	0.5
1979	Carl McPee, Sr., C	26	30	1.2
1978	Terry Novak, Sr., G/F	30	18	0.6

STEALS

Year	Leader	G	No.	Avg.
2024	Juwan Gary, Jr., F	28	31	1.1
2023	Sam Griesel, Sr., G	30	34	1.1
2022	Alonzo Verge Jr., Sr., G	31	50	1.6
2021	Trey McGowens, Jr., G	27	38	1.4
2020	Dachon Burke Jr., Jr., G	29	45	1.5
2019	James Palmer Jr., Sr., G	36	52	1.4
2018	Glynn Watson Jr., Jr., G	33	47	1.4
2017	Glynn Watson Jr., So., G	31	50	1.6

2016	Tai Webster, Jr., G	34	46	1.4
2015	Benny Parker, Jr., G	31	45	1.5
2014	David Rivers, Jr., F	25	25	1.0
2013	Ray Gallegos, Jr., G	33	46	1.4
2012	Brandon Richardson, Sr., G	30	54	1.8
2011	Lance Jeter, Sr., G	32	57	1.8
2010	Ryan Anderson, Sr., G	31	53	1.7
2009	Cookie Miller, So., G	30	45	1.5
	Steve Harley, Sr., G	31	45	1.5
2008	Cookie Miller, Fr., G	30	58	1.7
2007	Charles Richardson Jr., Sr., G	31	56	1.8
2006	Charles Richardson Jr., Jr., G	30	34	1.1
2005	Joe McCray, Fr., G	28	32	1.1
2004	Jake Muhleisen, Jr., G	31	36	1.2
2003	Brennon Clemmons, Sr., G	26	47	1.8
2002	Brennon Clemmons, Jr., G	28	48	1.7
2001	Cookie Belcher, Sr., G	30	82	2.7
2000	Larry Florence, Sr., F	30	44	1.5
1999	Cookie Belcher, Jr., G	32	102	3.2
1998	Cookie Belcher, So., G	32	75	2.3
1997	Cookie Belcher, Fr., G	33	87	2.6
1996	Erick Strickland, Sr., G	35	61	1.7
1995	Erick Strickland, Jr., G	31	89	2.9
1994	Erick Strickland, So., G	30	60	2.0
1993	Jamar Johnson, Jr., G	31	52	1.7
1992	Jamar Johnson, So., G	28	36	1.3
1991	Clifford Scales, Sr., G	34	64	1.9
1990	Clifford Scales, Jr., G	26	44	1.7
1989	Eric Johnson, Sr., G	32	68	2.1
1988	Eric Johnson, Jr., G	31	60	1.9
1987	Brian Carr, Sr., G	33	67	2.0
1986	Brian Carr, Jr., G	30	31	1.0
1985	Curtis Moore, Sr., F	30	45	1.5
1984	David Ponce, Sr., G	30	36	1.2
1983	Greg Downing, Sr., G/F	31	46	1.5
1982	Ray Collins, Sr., G/F	28	38	1.4
1981	Jack Moore, Jr., G	27	36	1.3
1980	Jack Moore, So., G	31	42	1.4
1979	Brian Banks, Sr., G	24	34	1.4
1978	Brian Banks, Jr., G	30	36	1.2

MINUTES PLAYED

Year	Leader	G	Min.	Avg.
2024	Brice Williams, Jr., G	34	1011	29.7
2023	Sam Griesel, Sr., G	30	1010	33.7



Shavon Shields led the Huskers in both scoring and assists during the 2015-16 season.



Season	Won-Lost	FG-FGA	Pct.	FT-FTA	Pct.	Reb.-Avg.	Pts.-Avg.
1948	11-13	494-1,717	.288	356-613	.581	*	1,344-56.0
1949	16-10	504-1,719	.293	351-595	.590	*	1,359-52.3
1950	16-7	490-1,506	.325	369-598	.617	*	1,349-58.7
1951	9-14	440-1,283	.343	329-447	.662	*	1,209-52.6
1952	7-17	569-1,661	.343	357-603	.592	888-37.0	1,495-62.3
1953	9-11	444-1,252	.355	510-795	.642	835-41.8	1,398-69.9
1954	8-13	503-1,336	.376	463-772	.600	747-35.6	1,469-70.0
1955	9-12	506-1,288	.393	474-681	.696	882-42.0	1,486-70.8
1956	7-16	490-1,421	.345	452-715	.632	770-33.5	1,432-62.3
1957	11-12	487-1,301	.374	446-667	.669	905-39.3	1,420-61.7
1958	10-13	470-1,255	.375	387-637	.608	892-38.8	1,327-57.7
1959	12-13	531-1,422	.373	402-619	.649	1,122-44.9	1,464-58.6
1960	7-17	561-1,559	.360	370-573	.646	1,170-48.8	1,492-62.7
1961	10-14	554-1,447	.383	437-651	.671	1,162-48.4	1,545-64.4
1962	9-16	575-1,470	.391	389-592	.657	1,128-45.1	1,539-61.6
1963	6-19	573-1,502	.381	341-554	.616	1,101-44.0	1,487-59.5
1964	8-17	645-1,676	.385	289-521	.555	1,063-42.5	1,579-63.2
1965	10-15	635-1,611	.394	436-724	.602	1,053-42.1	1,706-68.2
1966	20-5	739-1,708	.433	450-650	.692	1,061-42.4	1,928-77.2
1967	16-9	784-1,749	.448	424-583	.727	1,032-41.3	1,992-78.9
1968	15-10	725-1,612	.450	504-659	.765 (3)	835-33.4	1,954-78.2
1969	12-14	690-1,587	.435	527-739	.713	908-34.9	1,908-73.4
1970	16-9	696-1,527	.455	421-620	.679	899-36.0	1,813-72.5
1971	18-8	753-1,490	.505 (6)	402-574	.700	890-34.2	1,908-73.4
1972	14-12	734-1,509	.486	367-579	.634	1,022-39.3	1,835-70.6
1973	9-17	704-1,647	.427	244-380	.642	972-37.4	1,652-63.5
1974	14-12	725-1,730	.419	291-443	.657	1,121-43.1	1,741-67.0
1975	14-12	741-1,679	.441	317-485	.654	1,032-39.7	1,799-69.2
1976	19-8	715-1,637	.465	385-532	.724	890-33.0	1,815-67.2
1977	15-14	732-1,638	.447	350-541	.647	1,010-34.8	1,814-62.6
1978	22-8	829-1,696	.489	374-551	.679	963-32.1	2,032-67.7
1979	14-13	720-1,555	.463	289-438	.660	882-32.7	1,729-64.0
1980	18-13	812-1,600	.508	507-677	.749 (15)	809-26.1	2,131-68.7
1981	15-12	666-1,360	.490	380-507	.750 (11)	737-27.3	1,712-63.4
1982	16-12	679-1,441	.471	409-552	.741 (11)	777-27.8	1,767-63.1
1983	22-10	855-1,667	.513	478-696	.687	979-30.6	2,188-68.4
1984	18-12	786-1,529	.514	376-534	.704	846-28.2	1,948-64.9
1985	16-14	873-1,706	.512	409-568	.720	913-30.4	2,155-71.8
1986	19-11	835-1,635	.511	455-612	.743	902-30.1	2,125-70.8

Season	Won-Lost	FG-FGA	Pct.	3FG-Att.	Pct.	FT-FTA	Pct.	Reb.-Avg.	Pts.-Avg.
1987	21-12	904-1,933	.468	120-325	.369	544-778	.699	1,119-33.9	2,472-74.9
1988	13-18	832-1,737	.479	88-246	.358	456-636	.718	1,016-32.8	2,208-71.2
1989	17-16	936-1,991	.470	122-335	.364	541-808	.670	1,292-39.2	2,535-76.8
1990	10-18	829-1,759	.471	106-302	.351	495-717	.690	1,069-38.2	2,259-80.7
1991	26-8	1,081-2,185	.495	125-358	.349	690-981	.703	1,454-42.8	2,977-87.6
1992	19-10	842-1,826	.461	183-489	.374	467-739	.632	1,305-45.0	2,334-80.5
1993	20-11	908-1,975	.460	158-468	.338	523-765	.684	1,283-41.4	2,497-80.5
1994	20-10	956-1,978	.483	194-564	.344	514-690	.745 (9)	1,201-40.0	2,620-87.3(11)
1995	18-14	907-1,947	.466	173-504	.343	523-766	.683	1,209-37.8	2,510-78.4
1996	21-14	1,007-2,089	.482	176-494	.356	618-897	.689	1,353-38.7	2,808-80.2
1997	18-15	895-1,927	.464	113-349	.324	504-752	.670	1,295-39.2	2,407-72.9
1998	20-12	867-1,938	.447	150-436	.344	406-649	.626	1,263-39.5	2,290-71.6
1999	20-13	799-1,764	.453	113-365	.310	466-716	.651	1,169-35.4	2,177-66.0
2000	11-19	737-1,729	.426	144-434	.332	432-700	.617	1,217-40.6	2,050-68.3
2001	14-16	755-1,591	.487 (11)	184-480	.383	400-670	.597	1,075-35.8	2,134-71.1
2002	13-15	656-1,668	.393	267-729#	.366	375-555	.676	998-35.6	1,954-69.8
2003	11-19	686-1,724	.398	139-504	.276	389-599	.649	1,114-38.1	1,900-63.3
2004	18-13	765-1,641	.466	210-540	.389 (19)	444-618	.718	1,120-36.1	2,184-70.5
2005	14-14	661-1,556	.425	174-550	.316	409-620	.660	1,072-38.3	1,905-68.0
2006	19-14	736-1,796	.410	221-637	.347	508-758	.670	1,277-38.7	2,201-66.7
2007	17-14	700-1,537	.455	244-650	.375	428-600	.713	928-29.9	2,072-66.8
2008	20-13	790-1,729	.457	190-555	.342	444-667	.666	1,131-34.3	2,214-67.1
2009	18-13	686-1,571	.437	206-571	.361	421-600	.702	861-27.8	1,999-64.5
2010	15-18	768-1,745	.440	217-547	.397 (15)	441-654	.674	1,069-32.4	2,194-66.5
2011	19-13	773-1,677	.461	164-522	.314	414-590	.702	1,131-35.3	2,124-66.4
2012	12-18	649-1,521	.427	194-599	.324	335-437	.767 (7)	901-30.0	1,827-60.9
2013	15-18	708-1,741	.407	165-537	.307	342-494	.692	1,041-31.5	1,923-58.3
2014	19-13	719-1,684	.427	188-564	.333	511-713	.717	1,059-33.1	2,137-66.8
2015	13-18	664-1,613	.412	161-566	.284	416-588	.707	1,022-33.0	1,905-61.5
2016	16-18	883-1,976	.447	220-634	.347	470-644	.730	1,198-35.2	2,456-72.2
2017	12-19	793-1,906	.416	179-560	.320	403-568	.710	1,187-38.3	2,168-69.9
2018	22-11	820-1,906	.430	232-670	.346	514-716	.718	1,191-36.1	2,386-72.3
2019	19-17	916-2,133	.429	270-800	.338	484-694	.697	1,277-35.5	2,586-71.8
2020	7-25	815-2,011	.405	253-796	.318	352-584	.603	1,138-35.6	2,235-69.8
2021	7-20	671-1,604	.418	228-684	.333	319-499	.639	977-36.2	1,889-70.0
2022	10-22	832-1,875	.444	224-701	.320	457-625	.731	1,059-33.1	2,375-73.3
2023	16-16	819-1,790	.458	214-657	.326	323-504	.641	1,105-34.5	2,175-68.0
2024	23-11	912-2,017	.452	319-893	.357	500-658	.760	1,280-37.6	2,643-77.7

*Rebounding statistics unavailable prior to 1952 and for five games in 1952. #Third nationally in 3-pointers made per game. Note: National top-25 rank, if any, indicated in ().

RECORDS



2024-25 NEBRASKA BASKETBALL

OPPONENT YEAR-BY-YEAR TOTALS

Season	Games	FG-FGA	Pct.	FT-FTA	Pct.	Reb.-Avg.	Pts.-Avg.
1948	24	503*	*	350-588	.627	*	1,356-56.5
1949	26	487*	*	348-600	.580	*	1,322-50.8
1950	23	437*	*	359-586	.613	*	1,233-53.6
1951	23	531-1,462	.363	283-445	.636	*	1,345-58.5
1952	24	*	*	*	*	*	1,580-65.8
1953	20	487-1,409	.346	458-707	.648	790-39.5	1,432-71.6
1954	21	546-1,407	.388	461-721	.639	707-33.7	1,553-74.0
1955	21	497-1,451	.343	514-748	.687	940-44.8	1,508-71.8
1956	23	574-1,626	.353	491-712	.690	1,019-44.3	1,639-71.3
1957	23	513-1,475	.348	493-754	.654	1,010-43.9	1,519-66.0
1958	23	567-1,526	.372	344-539	.638	985-42.8	1,478-64.3
1959	25	565-1,538	.367	374-559	.669	1,135-45.4	1,504-60.2
1960	24	545-1,476	.369	426-655	.650	1,191-49.6	1,516-63.2
1961	24	595-1,621	.367	381-571	.667	1,161-48.4	1,571-65.5
1962	25	656-1,584	.414	364-518	.703	1,052-42.1	1,676-67.0
1963	25	622-1,457	.427	441-639	.690	1,062-42.5	1,685-67.4
1964	25	661-1,633	.405	478-698	.685	1,097-43.9	1,800-72.0
1965	25	676-1,631	.414	486-714	.681	946-37.8	1,838-73.5
1966	25	718-1,666	.431	367-575	.638	987-39.5	1,803-72.1
1967	25	730-1,635	.446	480-691	.695	992-39.7	1,940-77.6
1968	25	750-1,526	.491	370-550	.673	799-32.0	1,870-74.8
1969	26	736-1,639	.449	451-656	.688	886-34.1	1,923-74.0
1970	25	674-1,457	.462	456-675	.676	839-33.6	1,804-72.1
1971	26	689-1,483	.465	384-600	.640	906-34.8	1,762-67.7 (15)
1972	26	654-1,519	.431	451-657	.686	973-37.4	1,759-67.7
1973	26	767-1,706	.450	275-423	.650	1,194-45.9	1,809-69.2
1974	26	716-1,729	.414	301-448	.672	1,084-41.7	1,733-66.7
1975	26	716-1,598	.448	365-525	.695	1,121-43.1	1,797-69.1
1976	27	674-1,447	.468	347-518	.670	907-33.6	1,695-62.8 (8)
1977	29	694-1,572	.441	383-547	.700	1,049-36.2	1,771-61.1 (6)
1978	30	735-1,546	.475	418-608	.688	967-32.2	1,888-62.9 (8)
1979	27	646-1,333	.485	391-552	.708	931-34.5	1,683-62.3 (9)
1980	31	856-1,644	.521	389-519	.750	952-30.7	2,101-67.8
1981	27	631-1,265	.499	350-473	.739	753-29.0	1,612-62.0 (14)
1982	28	607-1,351	.449	335-474	.707	883-31.5	1,549-55.3 (10)
1983	32	766-1,606	.477	418-609	.686	963-30.1	1,950-60.9
1984	30	723-1,452	.498	403-565	.713	821-27.4	1,849-61.6
1985	30	834-1,652	.505	401-574	.699	935-31.2	2,069-69.0
1986	30	822-1,669	.493	356-537	.663	923-30.8	2,000-66.7

Season	Games	FG-FGA	Pct.	3FG-Att.	Pct.	FT-FTA	Pct.	Reb.-Avg.	Pts.-Avg.
1987	33	887-1,888	.470	143-338	.423	537-773	.695	1,201-36.4	2,454-74.4
1988	31	803-1,684	.477	120-317	.379	602-844	.713	1,018-32.8	2,328-75.1
1989	33	916-2,011	.455	160-420	.381	586-880	.666	1,204-36.5	2,578-78.1
1990	28	863-1,817	.475	168-417	.403	516-715	.722	1,065-38.0	2,410-86.1
1991	34	950-2,173	.437	209-605	.345	563-891	.632	1,230-36.2	2,672-78.6
1992	29	846-2,016	.429	178-544	.327	345-563	.613	1,118-38.6	2,215-76.4
1993	31	827-1,923	.430	154-508	.303	538-833	.646	1,175-37.9	2,346-75.7
1994	30	850-1,951	.436	196-599	.327	523-791	.661	1,165-38.8	2,419-80.6
1995	32	831-1,997	.416	230-652	.353	475-707	.672	1,272-39.8	2,367-74.0
1996	35	900-2,174	.414	212-613	.346	631-956	.660	1,319-37.7	2,643-75.5
1997	33	791-1,928	.410	185-519	.356	589-864	.682	1,162-35.2	2,356-71.4
1998	32	774-1,935	.400	202-635	.318	442-671	.659	1,222-38.2	2,192-68.5
1999	33	752-1,809	.416	207-609	.340	410-639	.642	1,139-34.5	2,121-64.3
2000	30	797-1,888	.422	228-661	.345	398-609	.654	1,113-37.1	2,220-74.0
2001	30	742-1,720	.431	184-543	.339	418-594	.704	980-32.7	2,086-69.5
2002	28	706-1,631	.433	213-610	.349	355-510	.696	1,135-40.5	1,980-70.7
2003	30	724-1,776	.408	193-639	.302	413-585	.706	1,172-39.1	2,054-68.5
2004	31	685-1,711	.400 (20)	180-551	.327	399-583	.684	995-32.1	1,949-62.9
2005	28	618-1,493	.414	169-520	.325	385-567	.679	926-33.1	1,790-63.9
2006	33	793-1,928	.411	252-693	.364	342-522	.655	1,159-35.1	2,180-66.1
2007	31	686-1,593	.431	236-624	.378	381-541	.704	994-32.1	1,989-64.2
2008	33	687-1,710	.402 (28)	243-668	.364	385-548	.703	1,063-32.2	2,002-60.7 (18)
2009	31	638-1,482	.431	191-563	.339	405-586	.691	1,066-34.4	1,872-60.4 (22)
2010	33	725-1,682	.431	233-625	.373	486-700	.694	1,080-32.7	2,169-65.7
2011	32	773-1,677	.389 (7)	229-681	.336	393-581	.676	1,016-31.8	1,936-60.5 (16)
2012	30	696-1,533	.454	218-596	.366	359-509	.705	932-31.1	1,969-65.6
2013	33	736-1,695	.434	177-530	.344	445-659	.675	1,161-35.2	2,094-63.5
2014	32	696-1,658	.420	186-590	.315	507-744	.681	1,121-35.0	2,085-65.2
2015	31	657-1,627	.404	208-622	.334	435-627	.694	1,085-35.0	1,957-63.1
2016	34	799-1,823	.438	227-620	.366	520-723	.719	1,130-33.2	2,345-69.0
2017	31	805-1,800	.447	240-601	.399	414-593	.698	1,124-36.3	2,264-73.0
2018	33	856-2,025	.430	192-597	.322	361-537	.672	1,257-38.1	2,265-68.6
2019	36	875-2,080	.421	237-714	.332	434-613	.708	1,358-37.7	2,421-67.2
2020	32	957-2,126	.450	276-828	.333	309-463	.667	1,446-45.2	2,499-78.1
2021	27	711-1,687	.421	240-771	.311	342-476	.718	1,074-39.8	2,004-74.2
2022	32	900-2,022	.445	283-816	.347	430-595	.723	1,284-40.1	2,513-78.5
2023	32	826-1,943	.425	289-848	.341	295-425	.694	1,137-35.5	2,236-69.9
2024	34	854-2,136	.400 (xx)	288-885	.325	415-592	.701	1,268-37.3	2,411-70.9

*Rebounding statistics unavailable prior to 1952 and for five games in 1952. Note: NU's national defensive rank, if any, indicated in ().

RECORDS

Opened on Aug. 29, 2013, Pinnacle Bank Arena is the home of the Nebraska men's and women's basketball programs. Located in the Haymarket District in downtown Lincoln, Pinnacle Bank Arena has a basketball capacity of 15,000 and is quickly becoming one of the premier concert destinations in the Midwest. Since its opening, it has hosted concerts ranging from Jay-Z, Paul McCartney, Jason Aldean, Katy Perry, The Eagles and Michael Bublé.

Pinnacle Bank Arena opened to rave reviews during its first year of operation. It was a nominee for best New Major Concert Venue by Pollstar Magazine, one of five facilities in the world chosen for the honor. In April of 2014, the facility was chosen as the Best Arena in College Basketball by Athletic Business, a magazine source for athletic, fitness and recreation professionals.

The 470,400-square foot arena was created with basketball in mind. The facility features a split upper concourse, allowing fans to be closer to the floor than in a typical arena. Pinnacle Bank Arena also features expansive premium seating with 36 suites, 20 loge boxes and over 800 club seats in addition to courtside seating. Other arena amenities include free wi-fi, a Panasonic video board which is 16 1/2 feet tall and 22 feet wide, as well as an upper video board which is six feet tall and 22 feet wide, and retractable seating to allow an intimate environment on game days as well as over 160 concession points of sale. The arena also features an expansive student section with 1,000 seats on the 100 Level, including behind both team benches.

The \$179-million dollar arena is easily accessible in downtown Lincoln as nearly 5,100 parking stalls are within walking distance of the facility, including three new parking garages and the Festival Space to the north of Pinnacle Bank Arena. Pinnacle Bank Arena is part of a \$344 million project in the Haymarket District in downtown Lincoln which also includes a 200-room hotel, 100,000 square feet of retail space, another 100,000 square feet of office space and 100 residential units.

Pinnacle Bank Arena Timeline

- May 11, 2010 Lincoln Arena Bond Issue Passes
- Sept. 7, 2011 Arena Groundbreaking
- Dec. 6, 2011 Naming rights awarded to Pinnacle Bank Arena
- June 2, 2012 Removal of BNSF Railroad begins
- Sept. 14, 2012 Canopy Street Groundbreaking
- Dec. 12, 2012 Arena Topping Off Ceremony
- Aug. 12, 2013 Arena Completion Date
- Aug. 16, 2013 UNL Graduate Commencement
- Aug. 17, 2013 UNL Undergraduate Commencement
- Aug. 29, 2013 Pinnacle Bank Arena Grand Opening
- Sept. 13, 2013 Michael Bublé Concert (1st concert)
- Oct. 27, 2013 NU WBB vs. Pittsburg State (exhibition)
- Nov. 4, 2013 NU MBB vs. UNK (exhibition)
- Nov. 8, 2013 NU Women's Basketball Opener vs. UCLA
- Nov. 8, 2013 NU Men's Basketball Opener vs. FGCU

Pinnacle Bank Arena Construction

- Owner:** City of Lincoln
- Owner's Representative:** PC Sports
- Operator:** SMG
- Construction Managers:** M.A. Mortenson Company/
Hampton Construction Company
- Architect:** DLR Group
- Associate Architects:** BVH Architects/The Clark Enersen Partners
- Food Service Consultant:** SMG/Savor and Williams Caruso & Associates



Pinnacle Bank Arena Opening



Opening night for the Huskers at Pinnacle Bank Arena was a smashing success. The pregame ceremonies included performances from Tommy Lee and DJ Aero (upper left), the Cornhusker Marching Band (middle and lower left) while Karmin (top right) sang the national anthem. A sellout crowd of 15,119 was on hand as Nebraska defeated Florida Gulf Coast, 79-55, behind a game-high 28 points from Shavon Shields.

RECORDS

PINNACLE BANK ARENA FACTS

Games: 185 in 11 seasons
All-time Record: 119-66 (.643)
Overtime Record: 8-8 (.500)
Record vs. Ranked Opponents: 7-24 (.226)
Record vs. Unranked Opponents: 102-42 (.709)
Most Consecutive Home Winning Seasons: 3, 2014-16
Most Home Games, Season: 19, 2021-22, 2023-24
Most Wins in Pinnacle Bank Arena, Season: 18, 2023-24
Most Home Wins, Season: 18, 2023-24
Most Home Losses, Season: 12, 2021-22
Most Consecutive Home Wins: 20, Dec. 20, 2017-Jan. 10, 2019
Most Consecutive Home Losses:
 7, Jan. 18-March 1, 2020; Dec. 25, 2020-Feb. 23, 2021
Most Consecutive Home Conference Wins:
 11, Dec. 5, 2017-Jan. 10, 2019
Most Consecutive Home Conference Losses:
 14, Jan. 18, 2020-Feb. 23, 2021

TOP-10 PINNACLE BANK ARENA CROWDS

No.	Attend.	Opponent	Date
1.	15,998	Wisconsin	March 9, 2014
2.	15,991	Penn State	Feb. 25, 2018
3.	15,987	Tennessee-Martin	Nov. 28, 2014
4.	15,978	Northwestern	March 1, 2014
5.	15,960	Iowa	Feb. 25, 2021
6.	15,952	Iowa	Jan. 27, 2018
7.	15,950	Creighton	Dec. 8, 2018
8.	15,949	Arkansas State	Dec. 14, 2013
9.	15,946	South Dakota State	Nov. 15, 2019
10.	15,945	Minnesota	Jan. 26, 2014

15,000-plus crowds

125 (Last time, March 3, 2024 vs. Rutgers)

14,000-plus crowds

154 (Last time, March 3, 2024 vs. Rutgers)

Season Opener Record

15,883, vs. Sacramento State, Nov. 13, 2016

Opening-Night Attendance

15,119, vs. Florida Gulf Coast, Nov. 8, 2013

Last Conference Sellout

15,584, vs. Rutgers, March 3, 2024

Last Non-Conference Sellout

15,838 vs. Creighton, Dec. 3, 2023

PINNACLE BANK ARENA YEAR BY YEAR

Season	Overall		Conference		Non-Conference	
	W-L	Pct.	W-L	Pct.	W-L	Pct.
2013-14	15-1	.938	8-1	.889	7-0	1.000
2014-15	10-6	.625	5-4	.555	5-2	.714
2015-16	10-8	.556	3-6	.333	7-2	.778
2016-17	8-8	.500	3-6	.333	5-2	.714
2017-18	16-1	.941	9-0	1.000	7-1	.875
2018-19	13-5	.722	5-5	.500	8-0	1.000
2019-20	5-11	.313	2-8	.200	3-3	.500
2020-21	6-9	.400	2-7	.222	4-2	.667
2021-22	7-12	.368	1-9	.100	6-3	.667
2022-23	11-4	.773	6-4	.600	5-0	1.000
2023-24	18-1	.947	10-0	1.000	8-1	.889
Totals	119-66	.643	54-50	.519	65-16	.802



RECORD VS. OPPONENTS AT PINNACLE BANK ARENA

Opponent	W-L	Pct.	Opponent	W-L	Pct.
Abilene Christian	1-0	1.000	Nevada	0-1	.000
Arkansas Pine Bluff	2-0	1.000	North Dakota	2-1	.667
Arkansas State	1-0	1.000	North Dakota State	1-0	1.000
Boston College	2-0	1.000	North Texas	1-0	1.000
Butler	1-0	1.000	Northern Illinois	1-0	1.000
Cal State Fullerton	2-0	1.000	Northern Kentucky	1-0	1.000
Central Arkansas	1-0	1.000	Northwestern	4-5	.444
Cincinnati	1-0	1.000	Ohio State	3-5	.375
Creighton	1-4	.200	Omaha	2-0	1.000
Delaware State	2-0	1.000	Penn State	7-2	.778
Doane	1-0	1.000	Prairie View A&M	1-0	1.000
Duquesne	1-0	1.000	Purdue	4-4	.500
Eastern Illinois	1-0	1.000	Queens	1-0	1.000
Florida A&M	1-0	1.000	Rider	1-0	1.000
Florida Gulf Coast	1-0	1.000	Rutgers	5-2	.714
Gardner-Webb	0-1	.000	Sacramento State	1-0	1.000
Georgia Tech	0-1	.000	Samford	0-1	.000
Idaho State	1-0	1.000	Sam Houston	1-0	1.000
Illinois	4-4	.500	Seton Hall	1-0	1.000
Incarnate Word	0-1	.000	South Carolina State	2-0	1.000
Indiana	3-5	.375	South Dakota	2-0	1.000
Iowa	5-2	.714	South Dakota State	1-0	1.000
Kansas	0-1	.000	Southern	3-0	1.000
Kansas State	0-1	.000	Southern Utah	0-1	.000
Kennesaw State	1-0	1.000	Southeastern Louisiana	2-0	1.000
Lindenwood	1-0	1.000	Southwest Minnesota State	1-0	1.000
Louisiana Tech	1-0	1.000	Stetson	1-0	1.000
Maine	1-0	1.000	Stony Brook	1-0	1.000
Mary	1-0	1.000	Tennessee-Martin	1-0	1.000
Maryland	2-4	.333	Tennessee State	1-0	1.000
McNeese State	1-0	1.000	Texas A&M-Corpus Christi	1-0	1.000
Miami (Fla.)	1-1	.500	The Citadel	1-0	1.000
Michigan	2-6	.250	UC Riverside	0-1	.000
Michigan State	2-5	.286	UTSA	1-0	1.000
Minnesota	9-0	1.000	Western Illinois	2-1	.667
Mississippi Valley State	2-0	1.000	Wisconsin	4-5	.444
Non-Conference Totals	65-16	.802	Conference	54-50	.519
All-Time Record	119-66	.643			

**NEBRASKA INDIVIDUAL**

Points:
41, Teddy Allen vs. Penn State, Feb. 23, 2021

Field Goals:
16, Teddy Allen vs. Penn State, Feb. 23, 2021 (24 att.)

Field Goal Attempts:
25, Shavon Shields vs. Miami, Dec. 1, 2015 (11 made)

Field Goal Percentage:
1.000, Derrick Walker Jr. vs. Tenn. St., Nov. 23, 2021 (7-7)
1.000, Derrick Walker Jr. vs. Idaho St., Nov. 19, 2021 (5-5)
1.000, David Rivers vs. No. Kentucky, Nov. 16, 2014 (5-5)
1.000, Ed Morrow Jr. vs. SE Louisiana, Nov. 22, 2015 (5-5)
1.000, Keisei Tominaga vs. Cal St. Fullerton, Nov. 26, 2023 (5-5)

Field Goals, No Misses:
7, Derrick Walker Jr. vs. Tenn. St., Nov. 23, 2021 (7-7)

3-Point Field Goals:
7, Glynn Watson Jr. vs. Iowa, March 10, 2019 (12 att)
7, Glynn Watson Jr. vs. Iowa, Jan. 5, 2017 (8 att)

3-Point Field Goals Attempted:
12, Glynn Watson Jr. vs. Iowa, March 10, 2019 (7 made)
12, Andrew White III vs. Abilene Christian, Dec. 6, 2015 (4 made)

3-Point Field Goal Percentage: (Most w/o Miss)
1.000, Isaiah Roby vs. Iowa, March 10, 2019 (4-4)
1.000, Shavon Shields vs. Omaha, Nov. 22, 2014 (4-4)
1.000, Jack McVeigh vs. Miss. Valley St., Nov. 14, 2015 (4-4)

Free Throws:
15, Shavon Shields vs. Illinois, Feb. 12, 2014 (15 att.)

Free Throw Attempts:
19, Terran Petteway vs. Penn State, Feb. 20, 2014 (14 made)

Free Throws, No Misses:
15, Shavon Shields vs. Illinois, Feb. 12, 2014

Rebounds:
19, Yvan Ouedraogo vs. Northwestern, March 1, 2020

Assists:
12, Alonzo Verge Jr. vs. Kennesaw State, Dec. 22, 2021
12, Cam Mack vs. Purdue, Dec. 15, 2019

Blocked Shots:
6, Isaiah Roby vs. Eastern Illinois, Nov. 11, 2017

Steals:
5, six times, most recently by
Wilhelm Breidenbach vs. South Dakota, Nov. 27, 2021

Minutes Played:
49, Tai Webster vs. Iowa (2 OT), Jan. 5, 2017

NEBRASKA OPPONENT

Points:
41, Marcus Carr, Minnesota, Feb. 27, 2021

Field Goals:
13, Malaki Branham, Ohio State, Jan. 2, 2021 (19 att.)
13, Udoka Azubuike, Kansas, Dec. 16, 2017 (17 att.)

Field Goal Attempts:
27, Marcus Carr, Minnesota, Feb. 27, 2021 (11 made)

Field Goal Percentage:
1.000, Caleb McConnell, Rutgers, Jan 3, 2020 (8-8)
1.000, Kenny Goins, Michigan State, Feb. 2, 2017 (5-5)

Field Goals, No Misses (Min. 5 att.):
8, Caleb McConnell, Rutgers, Jan 3, 2020

3-Point Field Goals:
8, Seth Lundy, Penn State, Feb. 5, 2023 (13 att.)
8, Malik Smith, Minnesota, Jan. 26, 2014 (12 att.)
8, Brad Davison, Wisconsin, Feb. 15, 2020 (11 att.)

3-Point Field Goals Attempted:
19, Baylor Scheierman, Creighton, Dec. 3, 2023 (6 made)

3-Point Field Goal Percentage: (Most w/o Miss)
1.000 (3-3), eight times, most recently by
Connor McCaffrey, Iowa, Feb. 25, 2022 (3-3)

Free Throws:
13, Marcus Carr, Minnesota, Feb. 27, 2021 (16 att.)

Free Throw Attempts:
16, Marcus Carr, Minnesota, Feb. 27, 2021 (13 made)

Free Throws, No Misses:

9, DaeDae Grant, Duquesne, Nov. 22, 2023
9, Myles Powell, Seton Hall, Nov. 14, 2018

Rebounds:
19, Bruno Fernando, Maryland, Feb. 6, 2019

Assists:
16, Derrick Walton Jr., Michigan, March 5, 2017

Blocked Shots:
8, Diamond Stone, Maryland, Feb. 3, 2016

Steals:
7, Josh Reeves, Penn State, Feb. 25, 2018

Minutes Played:
45, Tony Caupain, Cincinnati, Dec. 13, 2014 (2 OT)

NEBRASKA TEAM

Points in a Game:
110, vs. Doane, Dec. 17, 2020

Fewest Points in a Game:
45, vs. Maryland, Feb. 6, 2019

Points in a Half:
57, vs. Doane, Dec. 17, 2020 (1st)
55, vs. UTSA, Dec. 20, 2017 (2nd)

Fewest Points in a Half:
13, vs. Wisconsin, Feb. 10, 2015 (1st)

Margin of Victory:
69, vs. Mississippi Valley State, Nov. 6, 2018 (106-37)

Margin of Defeat:
36, vs. Michigan, March 5, 2017 (57-93)

Field Goals:
41, vs. Doane, Dec. 17, 2020 (74 att.)

Field Goal Attempts:
74, vs. Doane, Dec. 17, 2020 (41 made)

Field Goal Percentage:
.628, vs. Northwestern, Feb. 3, 2015 (27-43)

Lowest Field Goal Percentage:
.211, vs. Maryland, Feb. 6, 2019 (12-57)

3-Point Field Goals:
15, vs. Mississippi Valley State, Nov. 6, 2018 (37 att.)
15, vs. Kennesaw State, Dec. 22, 2022 (29 att.)

3-Point Field Goals Attempted:
41, vs. Nevada, Nov. 26, 2020 (9 made)

3-Point Field Goal Percentage:
.750, vs. Rhode Island, Dec. 13, 2015 (6-8)

Free Throws Made:
37, vs. Penn State, Feb. 20, 2014 (48 att.)
37, vs. UTSA, Dec. 20, 2018 (50 att.)

Fewest Free Throws Made:
3, vs. Michigan, March 5, 2017 (15 att.)

Free Throw Attempts:
50, vs. UTSA, Dec. 20, 2017 (37 made)

Fewest Free Throws Attempted:
5, vs. Illinois, Jan. 11, 2015 (5 made)

Free Throw Percentage (Min. 10 att.):
.950, vs. Cal State Fullerton, Nov. 26, 2023 (19-20)

Rebounds:
55, vs. Mississippi Valley State, Nov. 6, 2018
55, vs. Doane, Dec. 17, 2020
55, vs. Florida A&M, Nov. 9, 2023

Fewest Rebounds:
22, vs. Indiana, Jan. 30, 2014

Personal Fouls:
26, vs. Purdue, Feb. 23, 2014

Fewest Personal Fouls:
9, Four times, last vs. Cal State Fullerton, Nov. 26, 2023

Assists:
24, vs. Delaware State, Dec. 22, 2017

Turnovers:
22, vs. Cincinnati, Dec. 13, 2014
22, vs. Wisconsin, Feb. 9, 2017

Fewest Turnovers:
2, vs. Duquesne, Nov. 22, 2023

Blocked Shots:

9, vs. Eastern Illinois, Nov. 11, 2017
9, vs. North Texas, Nov. 13, 2017
9, vs. Minnesota, Dec. 5, 2017
9, vs. Stetson, Dec. 29, 2017

Steals:
16, vs. Northwestern, March 1, 2020

OPPONENT TEAM

Points in a Game:
102, by Michigan, Dec. 7, 2021

Fewest Points in a Game:
35, by Southeastern Louisiana, Nov. 11, 2019

Points in a Half:
54, by Michigan State, Feb. 28, 2023 (2nd)

Fewest Points in a Half:
11, by South Carolina State, Dec. 29, 2023 (1st)

Margin of Victory:
36, by Michigan, March 5, 2017 (57-93)

Field Goals:
39, by Michigan, Dec. 7, 2021 (76 att.)

Field Goal Attempts:
83, by Southern, Nov. 22, 2019 (34 made)

Field Goal Percentage:
.630, by Michigan, March 5, 2017 (34-54)

Lowest Field Goal Percentage:
.191, by Mississippi Valley St., Nov. 6, 2018 (13-68)

3-Point Field Goals:
16, by Ohio State, Jan. 2, 2022 (34 att.)
16, by Michigan State, Feb. 28, 2023 (29 att.)

3-Point Field Goals Attempted:
46, by Doane, Dec. 17, 2020 (13 made)

3-Point Field Goal Percentage:
.647, by Michigan State, Feb. 2, 2017 (11-17)

Free Throws:
24, by Wisconsin, Feb. 10, 2015 (31 att.)
24, by Maryland, Feb. 18, 2022 (33 att.)

Fewest Free Throws:
1, by Penn State, Feb. 5, 2023 (4 att)

Free Throw Attempts:
33, by Maryland, Feb. 18, 2022 (25 made)

Fewest Free Throw Attempts:
3, by Arkansas Pine Bluff, Nov. 20, 2022 (3 made)

Free Throw Percentage (Min. 10 att.):
1.000, by Minnesota, Feb. 25, 2023 (11-11)

Rebounds:
58, by Southern Utah, Nov. 9, 2019

Fewest Rebounds:
18, by Northwestern, Feb. 3, 2015

Personal Fouls:
34, by North Texas, Nov. 13, 2017

Fewest Fouls:
11, by Northwestern, Dec. 30, 2015

Assists:
25, by Michigan, Dec. 7, 2021

Turnovers:
27, by McNeese State, Nov. 25, 2020

Fewest Turnovers:
4, by Maryland, Feb. 18, 2021

Blocked Shots:
13, by Maryland, Feb. 3, 2016

Steals:
14, by Gardner-Webb, Dec. 18, 2017
14, by Penn State, Feb. 23, 2021

N 2024-25 NEBRASKA BASKETBALL SEASON ATTENDANCE

PINNACLE BANK ARENA

Year	Total			Conference		
	G	Att.	Avg.	G	Att.	Avg.
2013-14	16	246,702	15,419	9	140,700	15,633
2014-15	16	249,101	15,569	9	139,693	15,521
2015-16	18	277,739	15,430	9	139,510	15,501
2016-17	16	246,832	15,427	9	139,550	15,506
2017-18	17	263,367	15,492	9	142,242	15,805*
2018-19	18	276,143	15,341	10	157,663*	15,766
2019-20	16	249,667	15,604*	10	156,249	15,625
2020-21	15	N/A (COVID-19)		9	N/A (COVID-19)	
2021-22	19	290,371*	15,283	10	152,634	15,263
2022-23	15	198,322	13,221	10	143,135	14,314
2023-24	19	277,338	14,597	10	150,193	15,019
Totals^A	170	2,575,582	15,150	95	1,461,299	15,382

*Single-season record; ^A-Does not include 2020-21 as no fans were allowed because of COVID-19

BOB DEVANEY SPORTS CENTER

Year	Total			Conference		
	G	Att.	Avg.	G	Att.	Avg.
1976-77	11	106,868	9,715	7	74,243	10,606
1977-78	17	172,892	10,170	7	90,514	12,931
1978-79	11	131,769	11,979	7	87,502	12,500
1979-80	16	145,626	9,102	7	79,015	11,288
1980-81	15	136,483	9,099	7	82,009	11,716
1981-82	14	143,819	10,273	7	79,329	11,333
1982-83	18	195,333	10,852	7	86,511	12,359
1983-84	17	173,721	10,219	7	82,233	11,746
1984-85	15	176,045	11,736	7	95,221	13,603
1985-86	15	146,117	9,741	7	78,208	11,173
1986-87	17	197,395	11,611	7	81,680	11,669
1987-88	14	159,100	11,364	7	90,875	12,982
1988-89	18	193,545	10,753	7	87,283	12,469
1989-90	15	150,190	10,013	7	81,894	11,699
1990-91	15	199,605	13,307	7	100,740	14,391
1991-92	16	207,950	12,997	7	100,079	14,297
1992-93	16	213,715	13,357	7	100,620	14,374
1993-94	16	212,447	13,278	7	100,973	14,475
1994-95	17	202,688	11,923	7	95,768	13,681
1995-96	16	168,225	10,514	7	87,065	12,438
1996-97	16	174,119	10,882	8	99,167	12,396
1997-98	15	141,472	9,431	8	87,060	10,883
1998-99	16	146,653	9,166	8	77,477	9,685
1999-2000	16	117,466	7,342	8	70,321	8,790
2000-01	14	122,602	8,757	8	77,057	9,632
2001-02	16	130,053	8,128	8	78,637	9,830
2002-03	15	121,179	8,079	8	70,264	8,783
2003-04	18	144,663	8,037	8	79,274	9,909
2004-05	16	131,763	8,235	8	72,869	9,109
2005-06	19	125,267	6,593	8	72,233	9,029
2006-07	16	134,981	8,436	8	75,009	9,376
2007-08	19	155,258	8,171	8	80,875	10,109
2008-09	18	146,964	8,164	8	81,744	10,218
2009-10	18	122,387	6,799	8	66,777	8,347
2010-11	19	178,507	9,395	8	90,131	11,266
2011-12	17	170,019	10,019	9	96,264	10,696
2012-13	18	186,342	10,352	9	98,909	10,990

RECORDS

LARGEST CROWDS TO SEE NEBRASKA

- 25,348 Xavier, at Minneapolis, Minn., March 14, 1991 (NCAA)
- 21,229 Ohio State, at Chicago, March 16, 2013 (B1GT)
- 19,667 Purdue, at Chicago, March 15, 2013 (B1GT)
- 18,999 Kansas, at Dallas, March 11, 2006 (B12T)
- 18,910 Oklahoma State, at Kansas City, Mo., March 9, 2011 (B12T)
- 18,892 Oklahoma, at Dallas, March 10, 2006 (B12T)
- 18,879 Oklahoma State, at Oklahoma City, March 8, 2007 (B12T)
- 18,596 Ohio State, at Indianapolis, March 14, 2014 (B1GT)
- 18,268 Missouri, Dallas, Texas, March 10, 2004 (B12T)
- 17,876 Iowa State, at Kansas City, Mo., March 8, 1996 (B8T)



BIG EIGHT

1977 (NU, 0-1)
 at Kansas 61, Nebraska 58,
 Tournament Champion:
 Kansas State

1978 (NU, 1-1)
 Nebraska 71, Oklahoma State 63
 Missouri 61, Nebraska 58
 Tournament Champion:
 Missouri

1979 (NU, 0-1)
 at Kansas St. 61, Nebraska 60 (2OT)
 Tournament Champion:
 Oklahoma

1980 (NU, 1-1)
 Nebraska 75, Oklahoma 68
 Kansas State 60, Nebraska 59
 Jack Moore, All-Tournament
 Tournament Champion:
 Kansas State

1981 (NU, 0-1)
 Colorado 70, Nebraska 66
 Tournament Champion:
 Kansas

1982 (NU, 1-1)
 Nebraska 60, Oklahoma State 49
 Missouri 58, Nebraska 53
 Tournament Champion:
 Missouri

1983 (NU, 1-1)
 Nebraska 94, Iowa State 71
 Missouri 69, Nebraska 63
 Tournament Champion:
 Oklahoma St.

1984 (NU, 0-1)
 Kansas State 41, Nebraska 39
 Tournament Champion:
 Kansas

1985 (NU, 0-1)
 at Kansas 74, Nebraska 69
 Tournament Champion:
 Oklahoma

1986 (NU, 1-1)
 Nebraska 82, Oklahoma State 75
 Iowa State 75, Nebraska 58
 Bernard Day, All-Tournament
 Tournament Champion:
 Kansas

1987 (NU, 0-1)
 Kansas State 47, Nebraska 45
 Tournament Champion:
 Missouri

1988 (NU, 0-1)
 Kansas State 75, Nebraska 70
 Tournament Champion:
 Oklahoma

1989 (NU, 0-1)
 Missouri 98, Nebraska 70
 Tournament Champion:
 Missouri

1990 (NU, 0-1)
 Oklahoma 78, Nebraska 65

Tournament Champion:
 Oklahoma

1991 (NU, 2-1)
 Nebraska 117, Oklahoma 113 (OT)
 Nebraska 87, Kansas 83
 Missouri 90, Nebraska 82
 Clifford Scales and Tony Farmer,
 All-Tournament
 Tournament Champion:
 Missouri

1992 (NU, 0-1)
 Oklahoma 107, Nebraska 85
 Tournament Champion:
 Kansas

1993 (NU, 0-1)
 Kansas State 47, Nebraska 45
 Tournament Champion:
 Missouri

1994 (NU, 3-0)
 Nebraska 105, Oklahoma 88
 Nebraska 98, Missouri 91
 Nebraska 77, Oklahoma State 66
 Eric Piatkowski (MVP), Bruce
 Chubick
 Jaron Boone, All Tournament
 Tournament Champion:
 Nebraska

1995 (NU, 0-1)
 Oklahoma State 68, Nebraska 48
 Tournament Champion:
 Oklahoma St.

1996 (NU, 0-1)
 Iowa State 62, Nebraska 60
 Tournament Champion:
 Iowa State

BIG 12

1997 (NU, 0-1)
 Missouri 78, Nebraska 72
 Tournament Champion:
 Kansas

1998 (NU, 1-1)
 Nebraska 65, Baylor 46
 Kansas 91, Nebraska 59
 Tournament Champion:
 Kansas

1999 (NU, 1-1)
 Nebraska 69, Texas Tech 50
 Kansas 77, Nebraska 53
 Tournament Champion:
 Kansas

2000 (NU, 0-1)
 Baylor 63, Nebraska 55
 Tournament Champion:
 Iowa State

2001 (NU, 0-1)
 Kansas State 72, Nebraska 68
 Tournament Champion:
 Oklahoma

2002 (NU, 0-1)
 Colorado 67, Nebraska 60
 Tournament Champion:
 Oklahoma

2003 (NU, 0-1)
 Missouri 70, Nebraska 61
 Tournament Champion:
 Oklahoma

2004 (NU, 0-1)
 Oklahoma 63, Nebraska 59
 Tournament Champion:
 Oklahoma St.

2005 (NU, 0-1)
 Missouri 70, Nebraska 67
 Tournament Champion:
 Oklahoma St.

2006 (NU, 2-1)
 Nebraska 71, Missouri 64
 Nebraska 69, Oklahoma 63
 Kansas 79, Nebraska 65
 Tournament Champion:
 Kansas

2007 (NU, 0-1)
 Oklahoma State 54, Nebraska 39
 Tournament Champion:
 Kansas

2008 (NU, 1-1)
 Nebraska 61, Missouri 56
 Kansas 64, Nebraska 54
 Tournament Champion:
 Kansas

2009 (NU, 0-1)
 Baylor 65, Nebraska 49
 Tournament Champion:
 Missouri

2010 (NU, 1-1)
 Nebraska 75, Missouri 60
 Texas A&M 70, Nebraska 64
 Tournament Champion:
 Kansas

2011 (NU, 0-1)
 Oklahoma State 53, Nebraska 52
 Tournament Champion:
 Kansas

BIG TEN

2012 (NU, 0-1)
 Purdue 79, Nebraska 61

Tournament Champion:
 Michigan State

Regular-Season Co-Champions:
 Ohio State, Michigan State,
 Michigan

2013 (NU, 1-1)
 Nebraska 57, Purdue 55
 Ohio State 70, Nebraska 51
 Tournament Champion:
 Ohio State

Regular-Season Champion:
 Indiana

2014 (NU, 0-1)
 Ohio State 71, Nebraska 67
 Tournament Champion:
 Michigan State

Regular-Season Champion:
 Michigan

2015 (NU, 0-1)
 Penn State 68, Nebraska 65
 Tournament Champion:
 Wisconsin

Regular-Season Champion:
 Wisconsin

2016 (NU, 2-1)
 Nebraska 89, Rutgers 72
 Nebraska 70, Wisconsin 58
 Maryland 97, Nebraska 86
 Shavon Shields, All-Tournament
 Tournament Champion:
 Michigan State

Regular-Season Champion:
 Indiana

2017 (NU, 0-1)
 Penn State 76, Nebraska 67 (OT)
 Tournament Champion:
 Michigan

Regular-Season Champion:
 Purdue

2018 (NU, 0-1)
 Michigan 77, Nebraska 58
 Tournament Champion:
 Michigan

Regular-Season Champion:
 Michigan State

2019 (NU, 2-1)
 Nebraska 68, Rutgers 61
 Nebraska 69, Maryland 61
 Wisconsin 66, Nebraska 62
 James Palmer Jr., All-Tournament
 Tournament Champion:
 Michigan State

Regular-Season Co-Champions:
 Michigan State, Purdue

2020 (NU, 0-1)
 Indiana 89, Nebraska 64
 Tournament Champion:
 Not completed (COVID-19)

Regular-Season Co-Champions:
 Wisconsin, Michigan State,
 Maryland

2021 (NU, 0-1)
 Penn State 72, Nebraska 66
 Tournament Champion:
 Illinois

Regular-Season Champion:
 Michigan

2022 (NU, 0-1)
 Northwestern 71, Nebraska 69
 Tournament Champion:
 Iowa

Regular-Season Co-Champions:
 Illinois, Wisconsin

2023 (NU, 0-1)
 Minnesota 78, Nebraska 75
 Tournament Champion:
 Purdue

Regular-Season Champion:
 Purdue

2024 (NU, 1-1)
 Nebraska 93, Indiana 66
 Illinois 98, Nebraska 87
 Keisei Tominaga, All-Tournament
 Tournament Champion:
 Illinois

Regular-Season Champion:
 Purdue

BIG TEN TOURNEY RECORD VS. OPPONENT

Opponent	All-Time League Tourney	League Tourney In Indy	League Tourney In Chicago	League Tourney In Wash. D.C.	League Tourney in New York City	League Tourney in Minneapolis
Illinois	0-1	0-0	0-0	0-0	0-0	0-1
Indiana	1-1	0-1	0-0	0-0	0-0	1-0
Iowa	0-0	0-0	0-0	0-0	0-0	0-0
Maryland	1-1	0-1	1-0	0-0	0-0	0-0
Michigan	0-1	0-0	0-0	0-0	0-1	0-0
Michigan State	0-0	0-0	0-0	0-0	0-0	0-0
Minnesota	0-1	0-0	0-1	0-0	0-0	0-0
Northwestern	0-1	0-1	0-0	0-0	0-0	0-0
Ohio State	0-2	0-1	0-1	0-0	0-0	0-0
Penn State	0-3	0-1	0-1	0-1	0-0	0-0
Purdue	1-1	0-1	1-0	0-0	0-0	0-0
Rutgers	2-0	1-0	1-0	0-0	0-0	0-0
Wisconsin	1-1	1-0	0-1	0-0	0-0	0-0
Total	6-13	2-6	3-4	0-1	0-1	1-1

N 2024-25 NEBRASKA BASKETBALL CONFERENCE TOURNAMENT RECORDS

INDIVIDUAL GAME

Points--42; Eric Piatkowski vs. Oklahoma, 1994
 Opponent--40; Terrance Shannon Jr., Illinois, 2023
 Field Goals--14; Eric Piatkowski vs. Oklahoma, 1994 (23 att.)
 Opponent--12; Jeff Webster, Oklahoma, 1994 (21 att.)
 Field Goal Attempts--23; Eric Piatkowski vs. Oklahoma, 1994 (14 made); Tyronn Lue vs. Missouri, 1997 (10 made)
 Opponent--22; D.J., Newbill, Penn State, 2015 (9 made); Terrance Shannon Jr., Illinois, 2024 (11 made)
 Field Goals, No Misses--6; Andre Smith vs. Colorado, 1981
 Opponent--8; Ed Nealy, Kansas State, 1980
 3-Point Field Goals--6; Cary Cochran vs. Colorado, 2002 (11 att.)
 Opponent--6; Randy Rutherford, Oklahoma State, 1994 (11 att.); Blair Wilson, Colorado, 2002 (11 att.); Jake Layman, Maryland, 2016 (9 att.)
 3-Point Field Goal Attempts--11; Cary Cochran vs. Colorado, 2002 (6 made)
 Opponent--14; Mark Atkins, Missouri, 1994 (4 made)
 3-Point Field Goal Pct.--1.000; Clifford Scales vs. Oklahoma, 1991 (3-3); Marcus Perry, vs. Oklahoma, 2006 (3-3)
 Opponent--1.000; Muhammad-Ali Abdur-Rahkman, Michigan, 2018 (5-5)
 Free Throws--13; Tony Farmer, vs. Kansas, 1991 (16 att.)
 Opponent--14; Terrance Shannon Jr., Illinois, 2023 (16 att.)
 Free Throw Attempts--16; Tony Farmer vs. Kansas, 1991 (13 made)
 Opponent--14; Terrance Shannon Jr., Illinois, 2023 (13 made)
 Free Throws Made, No Misses--*12; Tony Farmer vs. Oklahoma, 1991
 Opponent--11; Mark Tucker, Oklahoma State, 1978
 Rebounds--16; Bruce Chubick vs. Missouri, 1994
 Opponent--20; Kevin Rogers, Baylor, 2009
 Assists--14; Brian Carr at Kansas, 1985
 Opponent--12; Ta'lon Cooper, Minnesota, 2023
 Blocked Shots--5; Derrick Chandler vs. Kansas State, 1993; Isaiah Roby vs. Michigan, 2018
 Opponent--8; John Flippen, Baylor, 2000; Mike Watkins, Penn State, 2017
 Steals--8; Venson Hamilton vs. Texas Tech, 1999
 Opponent--6; Nick Bradford, Kansas, 1998
 Minutes--50; Andre Smith and Brian Banks at Kansas State, 1979
 Opponent--50; Glenn Marshall, Kansas State, 1979

INDIVIDUAL CAREER

Points--136; Eric Piatkowski, 1991-94 (8 games)
 Field Goals--45; Eric Piatkowski, 1991-94 (110 att., 8 games)
 Field Goal Attempts--110; Eric Piatkowski, 1991-94 (45 made, 8 games)
 Field Goal Percentage--.667; Mike Naderer, 1978-81 (24-36, 6 games)
 3-Point Field Goals--13; Eric Piatkowski, 1991-94 (47 att., 8 games); Erick Strickland, 1993-96 (30 att., 6 games)
 3-Point Field Goal Attempts--47; Eric Piatkowski, 1991-94 (13 made, 8 games)
 3-Point Field Goal Pct.--.556; Eric Johnson, 1988-89 (5-9, 2 games)
 Free Throws--33; Eric Piatkowski, 1991-94 (41 att., 8 games)
 Free Throw Attempts--41; Eric Piatkowski, 1991-94 (33 made, 8 games)
 Free Throw Percentage--.900; Jack Moore, 1980-82 (27-30, 5 games)
 Rebounds--54; Aleks Maric, 2005-08 (7 games)
 Assists--29; Brian Carr, 1984-87 (5 games)
 Blocked Shots--15; Venson Hamilton, 1996-99 (6 games)
 Steals--15; Venson Hamilton, 1996-99 (6 games)
 Minutes Played--255; Eric Piatkowski, 1991-94 (8 games)
 Minutes Per Game--*40.75; Brian Banks, 1977-79 (163 in 4 games)
 *Indicates overall tournament record

TEAM GAME

Points--117; vs. Oklahoma, 1991 (OT)
 Opponent--113; Oklahoma, 1991 (OT)
 Points in Half--59; vs. Oklahoma, 1991 (2nd)
 Opponent--59; Missouri, 1994 (2nd)
 Field Goals--38; vs. Oklahoma, 1991 (84 att.)
 Opponent--39; Missouri, 1989 (68 att.); Oklahoma, 1992 (73 att.)
 Field Goal Attempts--84; vs. Oklahoma, 1991 (38 made)
 Opponent--82; Missouri, 1994 (32 made)
 Field Goal Percentage--.646; vs. Oklahoma State, 1986 (31-48)

Opponent--610; Missouri, 1983 (25-41)
 3-Point Field Goals--14; vs. Indiana, 2023 (32 att.)
 Opponent--13; Maryland, 2016 (22 att.); Illinois, 2024 (35 att.)
 3-Point Field Goals Attempted--33; vs. Missouri, 2003 (10 made)
 Opponent--35; Illinois, 2024 (13 made)
 3-Point Field Goal Pct.--.571; vs. Kansas, 1991 (4-7)
 Opponent--.692; Oklahoma, 1992 (9-13)
 Free Throws--34; vs. Iowa State, 1983 (42 att.); Oklahoma, 1991 (41 att.)
 Opponent--37; Oklahoma, 1991 (51 att.)
 Free Throw Attempts--42; vs. Iowa State, 1983 (34 made)
 Opponent--*51; Oklahoma, 1991 (37 made)
 Free Throw Percentage--1.000; vs. Baylor, 2009 (10-10)
 Opponent--.923; Missouri, 1991 (12-13)
 Rebounds--55; vs. Oklahoma, 1991
 Opponent--53; Kansas, 1998
 Assists--22; vs. Oklahoma State, 1986
 Opponent--26; Kansas, 1998
 Blocked Shots--10; vs. Iowa State, 1996
 Opponent--16; Penn State, 2015
 Steals--23; vs. Texas Tech, 1999
 Opponent--15; Kansas, 1999



Venson Hamilton scored more than 1,400 career points and was the first player in Nebraska history to record more than 1,000 career rebounds.



Year	Tournament/Round	Opponent	Result	Site	NU High Scorer	NU High Rebounds	NU High Assists
1948-49	*NCAA Playoff	Oklahoma State	L, 35-52	Kansas City, Mo.	N/A	N/A	N/A
1966-67	NIT/First Round	Bye					
	Quarterfinals	Marshall	L, 88-119	New York City	Tom Baack, 33	Tom Baack, 10	Tom Baack, 5
1977-78	NIT/First Round	Utah State	W, 67-66	Lincoln, Neb.	Andre Smith, 18	Carl McPipe, 7	Novak, Banks, 6
	Quarterfinals	Texas	L, 48-67	Austin, Texas	Carl McPipe, 16	Carl McPipe, 7	Terry Novak, 3
1979-80	NIT/First Round	Michigan	L, 69-76	Ann Arbor, Mich.	Andre Smith, 30	Andre Smith, 12	Jack Moore, 2
1982-83	NIT/First Round	Tulane	W, 72-65	Lincoln, Neb.	Stan Cloudy, 20	Stan Cloudy, 14	Stan Cloudy, 7
	Second Round	Iona	W, 85-73	Lincoln, Neb.	Stan Cloudy, 24	Stan Cloudy, 8	Cloudy, Williams, 5
	Quarterfinals	TCU	W, 67-57	Lincoln, Neb.	Stan Cloudy, 18	Stan Cloudy, 9	Ponce, Downing, 7
	Semifinals	DePaul	L, 58-68	New York City	Dave Hoppen, 15	Dave Hoppen, 9	Greg Downing, 5
1983-84	NIT/First Round	Creighton	W, 56-54	Omaha, Neb.	Dave Hoppen, 25	Dave Hoppen, 10	Carr, Ponce, 5
	Second Round	Xavier	L, 57-58	Cincinnati, Ohio	Dave Hoppen, 22	Dave Hoppen, 7	Eric Williams, 5
1984-85	NIT/First Round	Canisius	W, 79-66	Lincoln, Neb.	Dave Hoppen, 21	Bill Jackman, 10	Harvey Marshall, 5
	Second Round	UCLA	L, 63-82	Los Angeles, Calif.	Dave Hoppen, 23	Dave Hoppen, 9	Brian Carr, 6
1985-86	NCAA/First Round	Western Kentucky	L, 59-67	Charlotte, N.C.	Bernard Day, 18	Chris Logan, 12	Brian Carr, 5
1986-87	NIT/First Round	Marquette	W, 78-76	Lincoln, Neb.	Bernard Day, 18	Vick, Day, 6	Bernard Day, 5
	Second Round	Arkansas	W, 78-71	Lincoln, Neb.	Anthony Bailous, 20	Bill Jackman, 9	Henry T. Buchanan, 6
	Quarterfinals	Washington	W, 81-76	Lincoln, Neb.	Carr, Vick, 17	Derrick Vick, 8	Three with 3
	Semifinals	Southern Mississippi	L, 75-82	New York City	Derrick Vick, 19	Bill Jackman, 9	Brian Carr, 7
	Third Place	Arkansas-Little Rock	W, 76-67 (OT)	New York City	Brian Carr, 18	Derrick Vick, 12	Brian Carr, 9
1988-89	NIT/First Round	Arkansas State	W, 81-79	Lincoln, Neb.	Eric Johnson, 18	Pete Manning, 5	Clifford Scales, 10
	Second Round	Ohio State	L, 74-85	Columbus, Ohio	Eric Johnson, 23	Reid, Owens, 7	Reid, Johnson, 5
1990-91	NCAA/First Round	Xavier	L, 84-89	Minneapolis, Minn.	Rich King, 25	Rich King, 12	Rich King, 4
1991-92	NCAA/First Round	Connecticut	L, 65-86	Cincinnati, Ohio	Derrick Chandler, 17	Derrick Chandler, 11	Eric Piatkowski, 5
1992-93	NCAA/First Round	New Mexico State	L, 79-93	Syracuse, N.Y.	Eric Piatkowski, 29	Derrick Chandler, 10	Three with 3
1993-94	NCAA/First Round	Pennsylvania	L, 80-90	Uniondale, N.Y.	Eric Piatkowski, 23	Piatkowski, Chubbick, 8	Jamar Johnson, 5
1994-95	NIT/First Round	Georgia	W, 69-61	Lincoln, Neb.	Erick Strickland, 21	Erick Strickland, 10	Jaron Boone, 6
	Second Round	Penn State	L, 59-65	Lincoln, Neb.	Mikki Moore, 15	Erick Strickland, 7	Erick Strickland, 8
1995-96	NIT/First Round	Colorado State	W, 91-83	Fort Collins, Colo.	Erick Strickland, 19	Mikki Moore, 10	Tyronn Lue, 5
	Second Round	Washington State	W, 82-73	Lincoln, Neb.	Erick Strickland, 18	Venson Hamilton, 12	Boone, Strickland, 4
	Third Round	Fresno State	W, 83-71	Fresno, Calif.	Erick Strickland, 17	Moore, Garner, 10	Erick Strickland, 5
	Semifinals	Tulane	W, 90-78	New York City	Garner, Strickland, 20	Venson Hamilton, 9	Jaron Boone, 6
	Championship	St. Joseph's	W, 60-56	New York City	Erick Strickland, 13	Mikki Moore, 13	Lue, Boone, 4
1996-97	NIT/First Round	Washington	W, 67-63	Lincoln, Neb.	Tyronn Lue, 14	Venson Hamilton, 10	Moore, Lue, 4
	Second Round	Nevada	W, 78-68	Reno, Nev.	Mikki Moore, 21	Mikki Moore, 15	Tyronn Lue, 4
	Third Round	Connecticut	L, 67-76	Storrs, Conn.	Mikki Moore, 24	Venson Hamilton, 6	Belcher, Markowski 2
1997-98	NCAA/First Round	Arkansas	L, 65-74	Boise, Idaho	Tyronn Lue, 18	Venson Hamilton, 10	Tyronn Lue, 6
1998-99	NIT/First Round	UNLV	W, 68-55	Lincoln, Neb.	Cookie Belcher, 17	Andy Markowski, 11	Cookie Belcher, 5
	Second Round	TCU	L, 89-101	Fort Worth, Texas	Cary Cochran, 23	Venson Hamilton, 10	Three with 4
2003-04	NIT/Opening Round	Creighton	W, 71-70	Omaha, Neb.	Andrew Drevo, 20	Andrew Drevo, 9	Marcus Neal, 4
	First Round	Niagara	W, 78-70	Lincoln, Neb.	Turek, Johnson, 17	John Turek, 8	Brian Conklin, 4
	Second Round	Hawaii	L, 83-84	Honolulu, Hawaii	Nate Johnson, 26	Brian Conklin, 6	Marcus Neal, 3
2005-06	NIT/First Round	Hofstra	L, 62-73	Hempstead, N.Y.	Jason Dourisseau, 15	Aleks Maric, 12	Jamel White, 6
2007-08	NIT/First Round	Charlotte	W, 67-48	Lincoln, Neb.	Ade Dagunduro, 15	Aleks Maric, 10	Aleks Maric, 5
	NIT/Second Round	Mississippi	L, 75-87 (OT)	Oxford, Miss.	Aleks Maric, 18	Aleks Maric, 10	Sek Henry, 5
2008-09	NIT/First Round	New Mexico	L, 71-83	Albuquerque, N.M.	Sek Henry, 13	Ade Dagunduro, 5	Cookie Miller, 4
2010-11	NIT/First Round	Wichita State	L, 49-76	Wichita, Kan.	Jeter, Diaz, 12	Jorge Brian Diaz, 8	Lance Jeter, 3
2013-14	NCAA/Second Round	Baylor	L, 60-74	San Antonio, Texas	Terran Petteway, 18	Shields, Pitchford, 5	Ray Gallegos, 2
2017-18	NIT/First Round	Mississippi State	L, 59-66	Starkville, Miss.	James Palmer Jr., 13	Isaiah Roby, 8	James Palmer Jr., 5
2018-19	NIT/First Round	Butler	W, 80-76	Lincoln, Neb.	Isaiah Roby, 28	Isaiah Roby, 8	Johnny Trueblood, 5
	NIT/Second Round	TCU	L, 72-88	Fort Worth, Texas	James Palmer Jr., 19	Tanner Borchardt, 13	Glynn Watson Jr., 6
2023-24	NCAA/First Round	Texas A&M	L, 83-98	Memphis, Tenn.	Brice Williams, 23	Josiah Allick, 11	Brice Williams, 4



NEBRASKA IN THE POSTSEASON

All-Time Postseason Appearances*: 27 (8 NCAA, 19 NIT)

All-Time Postseason Record: 24-26

In the NCAA Tournament: 0-8 (1986, 1991, 1992, 1993, 1994, 1998, 2014, 2024)

In the NIT: 24-18 (1967, 1978, 1980, 1983, 1984, 1985, 1987, 1989, 1995, 1996, 1997, 1999, 2004, 2006, 2008, 2009, 2011, 2018, 2019)

In the NCAA Playoffs: 0-1* (1949)


*Playoff game between Big Seven and Missouri Valley Conference champions for berth in eight-team NCAA Tournament field. Not considered to be "official" participation in the NCAA Tournament.

INDIVIDUAL GAME

Points--33, Tom Baack vs. Marshall, March 13, 1967
 Opponent--46, George Stone, Marshall, March 13, 1967
 Field Goals--13, Tom Baack vs. Marshall, March 13, 1967 (24 att.)
 Opponent--20, George Stone, Marshall, March 13, 1967 (38 att.)
 Field Goal Attempts--25, James Palmer Jr. at TCU, March 24, 1967 (7 made)
 Opponent--38, George Stone, Marshall, March 13, 1967 (20 made)
 Field Goal Percentage (min. 5 att.)--1.000, Mikki Moore at Nevada, March 18, 1997 (9-9)
 Tanner Borchardt at TCU, March 24, 2019 (6-6)
 Opponent--1.000, Adrian Uter, Hofstra, March 16, 2006 (6-6)
 3-Point Field Goals--7, Cary Cochran at TCU, March 15, 1999 (7-9)
 Opponent--7, Wade Taylor IV, Texas A&M, March 22, 2024 (7-10)
 3-Point Field Goal Attempts--12, Brian Conklin vs. Hawaii, March 22, 2004 (6 made)
 Opponent--17, Dominick Young, Fresno State, March 22, 1996 (5 made)
 3-Point Field Goal Pct.--.778, Cary Cochran at TCU, March 15, 1999 (7-9)
 Opponent--.857, Jason Carter, Hawaii, March 22, 2004 (6-7)
 Free Throws--13, Dave Hoppen vs. Canisius, March 13, 1985 (16 att.)
 Opponent--10, Brady Heslip, Baylor, March 21, 2014 (10 att.)
 Free Throw Attempts--16, Dave Hoppen vs. Canisius, March 13, 1985 (13 made)
 Opponent--11, Kevin Freeman, Connecticut, March 21, 1997 (7 made)
 Free Throws, No Misses--7, Sek Henry at New Mexico, March 17, 2009
 Opponent--10, Brady Heslip, Baylor, March 21, 2014
 Rebounds--15, Mikki Moore at Nevada, March 18, 1997
 Opponent--16, Bob Allen, Marshall, March 13, 1967; Tyrone Corbin, DePaul, March 28, 1983
 Assists--10, Clifford Scales vs. Arkansas State, March 16, 1989
 Opponent--16, Sam Crawford, New Mexico State, March 19, 1993
 Blocked Shots--5, Aleks Maric at Hofstra, March 16, 2006
 Opponent--8, Walter Downing, DePaul, March 28, 1983
 Steals--6, Brian Carr vs. Arkansas-Little Rock, March 26, 1987; Cookie Belcher vs. Washington, March 12, 1997; Cookie Belcher vs. Arkansas, March 12, 1998; Cookie Belcher vs. UNLV, March 10, 1999
 Opponent--8, Dominick Young, Fresno State, March 22, 1996

TEAM GAME

Points--91, vs. Colorado State, March 14, 1996
 Opponent--119, by Marshall, March 13, 1967
 Points in a Half--52, vs. Colorado State, March 14, 1996 (2nd)
 Opponent--61, by Marshall, March 13, 1967 (2nd)
 Field Goals--37, vs. Marshall, March 13, 1967 (90 att.)
 Opponent--46, by Marshall, March 13, 1967 (90 att.)
 Field Goal Attempts--90, vs. Marshall, March 13, 1967 (37 made)
 Opponent--90, by Marshall, March 13, 1967 (46 made)
 Field Goal Percentage--.588, vs. Washington State, March 19, 1996 (30-51)
 Opponent--.621, by TCU, March 15, 1999 (36-58)
 3-Point Field Goals--10, vs. Colorado State, March 14, 1996 (17 att.);
 10, at TCU, March 15, 1999 (19 att.)
 Opponent--13, by Texas A&M, March 22, 2024 (22 att.)
 3-Point Field Goal Attempts--27, at Hofstra, March 16, 2006 (9 made)
 Opponent--28, by Penn State, March 21, 1995 (12 made); Butler, March 21, 2019 (12 made);
 at TCU, March 24, 2019 (10 made)
 3-Point Field Goal Pct.--.588, vs. Colorado State, March 14, 1996 (10-17)
 Opponent--.571, by Arkansas State, March 16, 1989 (8-14)
 Free Throws--33, vs Canisius, March 13, 1985 (41 att.); vs. Tulane, March 26, 1996 (45 att.)
 Opponent--38, by Baylor, March 21, 2014 (48 att.)
 Free Throw Attempts--45, vs. Tulane, March 26, 1996 (33 made)
 Opponent--48, Baylor, March 21, 2014 (38 made)
 Free Throw Percentage--.917, vs. Texas A&M, March 22, 2024 (22-24)
 Opponent--.905, Arkansas, March 12, 1998 (19-21)
 Rebounds--49, vs. Connecticut, March 19, 1992
 Opponent--63, by Marshall, March 13, 1967
 Assists--24, three times, most recently vs. Arkansas State, March 16, 1989
 Opponent--26, by TCU, March 15, 1999
 Blocked Shots--7, at Hofstra, March 16, 2006
 Opponent--10, by DePaul, March 28, 1983; by Connecticut, March 21, 1997;
 by TCU, March 15, 1999;
 Steals--15, vs. Washington, March 12, 1997
 Opponent--16, by Tulane, March 26, 1996



Mikki Moore led Nebraska to the 1996 NIT championship game, where the Huskers defeated St. Joseph's, 60-56, to earn their first-ever basketball title on the national level.



Cookie Belcher shares the school record with six steals in a postseason game. He accomplished the feat on three occasions as a Husker.

HISTORY



TYRONN
LUE

N 2024-25 NEBRASKA BASKETBALL

HISTORY OF NEBRASKA BASKETBALL

By Mike Babcock

As near as anyone can determine, the University of Nebraska was first represented by a men's basketball team on Feb. 2, 1897, just six years after Dr. James A. Naismith set down the rules of the game at the International YMCA Training School in Springfield, Mass.

A team from the Lincoln YMCA was the opponent, and Nebraska posted an 11-8 victory at Grant Memorial Hall, the home of the Huskers for all but two seasons until the Coliseum opened in 1926. The same teams played in Grant Hall three weeks later with a similar result, as NU won 23-14. Nebraska had to rally in the second game. The *Hesperian*, a student newspaper, reported: "At the end of the first half the score stood 9 to 6 in favor of the visitors but during the second half our boys took a brace and some excellent work was done."


Such was the modest beginning of a program that has enjoyed its greatest success since 1980. In that span, NU has earned a 684-569 record and 22 postseason appearances, including seven NCAA Tournaments, while adding a Phillips 66 Big Eight Tournament title in 1994 and the 1996 National Invitation Tournament championship.

Nebraska doubled its schedule in 1898, losing twice to the Lincoln YMCA and splitting two games with the Omaha YMCA. A 16-12 loss against the Omaha YMCA provided evidence as to why Nebraska finished 1-3 that season. According to The *Hesperian* account: "The great difficulty of the University team was mere recklessness. Our boys have been playing with a loose interpretation of the rules. The officials were strict and of course the resulting advantage was in favor of Omaha." Then as now, overly aggressive play had its drawbacks.

Nebraska played teams from other universities for the first time in 1899, winning two games against Nebraska Wesleyan and one against Doane en route to the unofficial state championship. The next season, Nebraska played an out-of-state opponent for the first time, defeating the University of Kansas, 48-8, at Lincoln. That game still ranks as the worst loss for a Jayhawk team and was the first for either school against a present-day NCAA Division I school.

The Kansas team was coached by Dr. Naismith. The Nebraska student yearbook, *Sombrero*, wrote: "A closely contested game was looked for. The Jayhawkers were, however, completely outclassed, the score being 48-8." Based on the victory against Kansas and four other similarly decisive victories, "the basketball team for this year was undoubtedly superior to any in the west," the *Sombrero* concluded. It would be several years before such a claim could be made again.

Nebraska hired its first full-time coach in 1911. E.O. "Jumbo" Stiehm, who scored 24 points against Nebraska as a Wisconsin basketball player in 1908, coached both football and basketball. His first Husker basketball team won 14 of 15 games, its only loss coming



Bus Whitehead was a two-time All-Big Seven selection in 1949 and 1950. The court at the Hendricks Training Complex is named after Whitehead, who passed away in 2010.

at Minnesota, 40-15. The student newspaper, *The Daily Nebraskan*, blamed the loss on Nebraska's inability to adjust to the Gophers' "100-foot floor."

A *Daily Nebraskan* account of Nebraska's 29-28 season-ending victory against Kansas at Lincoln in 1912 provides evidence that some fans' behavior hasn't changed much over the years.

"The game as a whole was entirely unsatisfactory, being marred by rough tactics of the visitors, incompetent work on the part of the referee and interruptions by the audience, which were in part justifiable."

Nebraska shared the Missouri Valley Conference championship with Kansas in 1912 and 1914 and won the title outright in 1913 under Stiehm's leadership. The 1913-14 team was "so fast it took a movie camera to catch 'em," according to the *Cornhusker* student yearbook. It was described as a "point-a-minute" team, which wasn't quite accurate. Typically, games lasted 40 minutes (though that wasn't always the case), and Nebraska averaged 30 points per game. Guard Sam Carrier became Nebraska's first All-America basketball player in 1913. He and Carl Underwood led the Huskers to 17 victories in 19 games. Underwood was the Missouri Valley Conference scoring leader with 66 points in 10 conference games.

Nebraska won another conference title outright in 1916, after Sam Waugh replaced Stiehm as the *Cornhuskers'* coach for one season. Stiehm, who coached the first game of the season before giving way to Waugh, had planned to remain at Nebraska through the basketball season before leaving to become coach and athletic director at Wisconsin. But the Nebraska Athletic Board decided to replace him.

Waugh was succeeded by E.J. "Doc" Stewart, whose three *Cornhusker* teams had a combined record of 29-23. Nebraska was 22-2 in 1919-20 and 11-3 in 1920-21 under Coach P.J. Schissler. After the 1919-20 season, Schissler challenged the University of Chicago to a game, but to no avail. The *Cornhuskers* also were invited to a postseason AAU tournament in Atlanta but didn't go.

Schissler's teams played as independents. Nebraska lost its affiliation with the Missouri Valley Conference because of a decision to play a football game against Oklahoma in Omaha in 1919. Conference rules prohibited such games (Oklahoma had not yet joined the Missouri Valley Conference). Nebraska returned to the Missouri Valley Conference in 1921, and Owen Frank replaced Schissler as basketball coach. The remainder of the Roaring 1920s was, for the most part, undistinguished.

Basketball was rough and tumble. There was a center jump after every basket and no requirement to cross mid-court in 10 seconds or less. The ball was a lot different, too, more like a medicine ball, which contributed to some dull games.

The most significant event during the 1920s was the building of the Coliseum, which was dedicated on Feb. 6, 1926. The *Cornhuskers* dropped a 25-14 decision to Kansas in the first game at their new home, which was built at a cost of \$445,000 and seated 8,000 for basketball. Prior to that, Nebraska played most of its home games in Grant Hall, which seated about a fourth as many fans as the Coliseum and was located just to the north of where the Sheldon Art Gallery now stands.

Athletic Director Fred Leuhring arranged for Nebraska to play its home basketball games at the State Fairgrounds Coliseum in 1921, in order to accommodate more spectators. The *Cornhuskers* played two seasons at the Fairgrounds Coliseum, which had a wider court than Grant Hall.

The first game there was played on Jan. 14, 1921. Nebraska defeated conference opponent Grinnell 31-10 before an audience of 1,500, according to newspaper estimates. After two seasons, the *Cornhuskers* returned to Grant Hall, which had been remodeled, and continued to play home games there until the NU Coliseum opened.

Nebraska ended the decade with an 11-5 season under Charles T. Black, a former Kansas All-American in 1928-29. In the next 19 seasons, the Huskers had just two winning records, back-to-back campaigns under Coach W.H. Browne in 1935-36 and 1936-37. The 1937 team tied Kansas for the Big Six championship, after finishing second to the Jayhawks in 1936.

The 1930s produced four more *Cornhusker* All-Americans: center Don Maclay in 1931, guard Steve Hokuf in 1933, guard George Wahlquist in 1936 and guard Robert Parsons in 1937. Maclay was the Big Six scoring leader in 1930, scoring 112 points in 10 league games.

Harry Good was hired as head coach in 1946 and after two losing seasons, turned Nebraska's fortunes around. In 1948-49, Good's Huskers went 16-10, tied Oklahoma for the Big Seven regular-season championship and defeated the Sooners, 57-56, in a conference playoff to qualify for an NCAA playoff game. The NCAA Tournament was structured differently then, and the *Cornhuskers* needed to win that playoff to advance into the NCAA field. They lost to Oklahoma A&M, the Missouri Valley Conference champion, 52-35, at Kansas City, Mo. Coach Henry P. Iba's Aggies went on to finish second to Kentucky, coached by Adolph Rupp, in the NCAA Tournament.

In 1949-50, Nebraska again won 16 games and shared the Big Seven crown with Kansas and Kansas State. That marks the last time the conference had a three-way tie at the top. "We were King in our day," Claude Retherford once told a newspaper reporter. "They were firing football coaches left and right, but we packed 'em in. Oh, people were interested in football,



Claude Retherford was the leading scorer on NU's 1949 Big Seven Championship team.

All-Star Game in New York City's Madison Square Garden. When he graduated, Whitehead held nine school scoring records.

Nebraska basketball experienced another drought beginning in 1950-51, with 15 consecutive losing seasons. Despite playing for a team that finished last in the Big Seven in 1952, Husker guard Jim Buchanan earned All-America and all-conference honors. And even though the late Jerry Bush, dubbed the "Big Bear of the Coliseum," never produced a winning team in his nine seasons as head coach at Nebraska, his colorful personality and uncanny ability to fashion upsets kept Cornhusker fans entertained.

The most dramatic upset during Bush's tenure as coach came on Feb. 22, 1958, against Kansas. The Jayhawks featured 7-foot center Wilt Chamberlain and were ranked fourth in the nation when they came to Lincoln. Earlier in the season, the Jayhawks had defeated the Huskers, 102-46, at Lawrence, Kan., with Chamberlain matching Nebraska by scoring 46 points. Nebraska scored a 43-41 victory in the rematch, when 5-9 guard Jim Kubacki hit a 15-foot jump shot with two seconds remaining.

But that's only part of the drama. Kubacki, a senior from Toledo, Ohio, spent all but the final 6:53 of the game sitting on the bench in street clothes, forced there by a knee injury and the kind of fate from which legends are built. When the Cornhuskers' captain, Gary Reimers, left the game with leg cramps, Kubacki convinced Bush to let him suit up. Four minutes and seven seconds later, Kubacki went into the game. Two minutes and 44 seconds after that, he hit the winning shot.

Bush also had the distinction of coaching the school's first 1,000-point scorer, guard Herschell Turner, who came from Indianapolis, Ind., where he was rated the second-best high school player in the state as a senior, behind only crosstown-rival Oscar Robertson. Turner earned All-America honors in 1959 and followed with All-Big Eight honors in 1960 and ended his Cornhusker career with 1,056 points.

Following the 1962-63 season, Bush was replaced as head coach by Joe Cipriano, who brought the nickname "Slippery Joe" and up-tempo basketball to the Coliseum. His teams pressed full-court and ran a fast-break offense, which led the Big Eight in scoring average in 1966, 1967 and 1968.

Cipriano's first two teams had a combined record of 17-33. But his third team, in 1965-66, was one of the most successful in school history, finishing 20-5 and second to Kansas in the Big Eight. All-Big Eight guard Grant Simmons, the first Cornhusker to earn academic All-Big Eight honors, was the team's leader.

The 1966-67 team finished 16-9 and made the school's first appearance in the 16-team National Invitation Tournament, played at New York City's Madison Square Garden. Guard Stu Lantz was a two-time All-Big Eight pick and led the Cornhuskers in scoring and rebounding in both 1966-67 and 1967-68.

Guard Marvin Stewart and center Chuck Jura earned All-Big Eight honors for Cipriano in 1971 and 1972, respectively. Guard Jerry Fort, who finished his career with a then-school-record 1,882 points, was the first Nebraska player chosen first-team all-conference three times, from 1974 through 1976. With Fort's leadership, Nebraska began a string of 14 winning seasons.

but basketball was THE game on the Nebraska campus when we played." Retherford earned All-Big Seven recognition in 1949 after leading the conference in scoring with a 12.4 points-per-game average.

The Cornhuskers had another first-team All-Big Seven performer in 1949, Milton "Bus" Whitehead. The 6-10 center from Scottsbluff, Neb., also earned all-conference honors in 1950, when he averaged a then-school-record 15.7 points per game. Whitehead was named to the District V All-America team by Collier's Magazine. Whitehead also was the first Cornhusker selected to play in the East-West

In the fall of 1976, Cornhusker basketball moved out of the Coliseum and into the state-of-the-art Bob Devaney Sports Center. Located on the State Fairgrounds, the \$13 million athletic complex was financed by a special cigarette tax.

Cipriano coached Nebraska to another 20-victory season in 1977-78. The Cornhuskers, led by All-Big Eight guard Brian Banks, finished with a 22-8 record and advanced to the second round of the NIT. Despite failing health – a battle against cancer that he finally lost – Cipriano shared coaching duties with his assistant, Moe Iba, in 1979-80, and took Nebraska to the NIT again. For their efforts, the duo shared United Press International Big Eight Coach-of-the-Year honors.

Cipriano brought Nebraska into the modern era, coaching 17 seasons and 450 games. His record was 253-197, and those 253 victories represent nearly one-sixth of Nebraska's all-time total. Following Cipriano's death, Iba was named head coach, and he continued Cipriano's winning ways. In Iba's six seasons on the bench, Nebraska was 106-71 and advanced to postseason play four times.

Center Andre Smith was the 1981 Big Eight MVP and twice earned All-Big Eight honors. However, it was the late Jack Moore, a 5-10 playmaker from Muncie, Ind., who captured the hearts of Nebraska fans from 1980 through 1982. Moore earned All-Big Eight honors in 1982, when he won the Naismith Award, given annually to the nation's top player under 6-feet tall. The first three-time academic All-Big Eight pick in Nebraska history, Moore scored 1,204 points and hit .901 from the free throw line during his career.

The cornerstone of Iba's teams from 1983 through 1986 was Omaha, Neb., native Dave Hoppen, a three-time All-Big Eight center and the first Nebraska basketball player to have his jersey number (42) retired by the school. In 1982-83, Hoppen's freshman season, the Cornhuskers were 22-10 and won three games in the NIT before losing to DePaul in the semifinals at Madison Square Garden. The Cornhuskers returned to the NIT each of the next two seasons, advancing to the second round both times.

Hoppen's college career, though, was ended by a knee injury he sustained in a game at Colorado on Feb. 1, 1986. He finished as the school's all-time scoring leader with 2,167 points and broke or tied 19 school records during his four-year stay. After Hoppen's injury,



Andre Smith was the Big Eight Player of the Year for Nebraska in 1981.

N 2024-25 NEBRASKA BASKETBALL

HISTORY OF NEBRASKA BASKETBALL

Iba's team regrouped and went on to earn the school's first-ever "official" NCAA Tournament berth. Nebraska lost to Western Kentucky in the first round of the Southeast Regional, 67-59. Following the game, Iba announced his resignation.

On March 27, 1986, Danny Nee was officially introduced as Nebraska's 24th basketball coach. During a news conference to announce his hiring, Nee said a "new era" in Cornhusker basketball was beginning.

Nee's 14 teams appeared in postseason play 11 times and topped the 20-victory mark in seven seasons. In his first season, Nebraska was 21-12 and finished third in the NIT.

After a 13-18 record in his second season, the Cornhuskers got back over the .500 mark with a 17-16 record in 1988-89 and advanced to the second round of the NIT.

Nebraska missed the school single-season record for losses by one in 1989-90 (10-18), then won a school-record 26 games, with only eight losses, in 1990-91. The Cornhuskers reached the Big Eight Tournament championship game for the first time and advanced to the NCAA Tournament, losing to Xavier 89-84 in the first round of the regionals at Minneapolis, Minn.

The 1990-91 team included two first-round NBA draft picks, senior Rich King and redshirt freshman Eric Piatkowski. The 7-2 King was the tallest player in Cornhusker history.

Piatkowski, Nebraska's sixth-man in 1990-91, went on to win first-team all-conference honors twice. He ranks second on the Cornhuskers' career-scoring list with 1,934 points, and he is the only Nebraska player to finish with at least 1,900 points, 600 rebounds (669) and 300 assists (322). In 2006, Piatkowski became the third Husker, joining Hoppen and Stu Lantz (No. 22), to have his jersey number (52) retired.

Three more NCAA Tournament appearances followed the record-shattering 1991 season. In 1992-93, the Huskers registered their highest league finish under Nee by tying for second in the Big Eight.

In addition to reaching the NCAA Tournament for a fourth consecutive season and recording back-to-back 20-victory seasons for the first time in school history, Nee's 1993-94 team made history by winning the school's first Phillips 66 Big Eight Tournament title. The Cornhuskers defeated Oklahoma, Missouri and Oklahoma State, in that order, to earn the tournament championship.

Nebraska's NCAA Tournament run ended at four in 1994-95, but the Huskers kept their postseason streak alive with an NIT berth, advancing to the second round. The 1995-96 team struggled down the stretch but was back in the NIT and capped its season with a run to the tournament title.

The Huskers won two games on the road and scored more than 80 points in four of their five postseason games. They finished with a 60-56 victory against St. Joseph's at Madison Square Garden.

"The NIT run was incredible when you look at the teams we beat and how we beat them," Nee said after the remarkable run. "I don't care what anybody says, it was domination."

The 1996 NIT championship team was one of the most talented in school history. Two future NBA players, Erick Strickland and 1998 first-round draft pick Tyronn Lue, were in the backcourt. And two other players on the team scored 1,000 career points, Jaron Boone and freshman Venson Hamilton, who would finish his career in 1999 as the school's all-time



Nebraska won its only Big Eight Tournament title during the 1994 season as the Huskers won three straight over Oklahoma, No. 3 Missouri and No. 23 Oklahoma State.



Nebraska won the 1996 NIT title at Madison Square Garden. It was the third time since 1980 that the Huskers reached at least the NIT semifinals.

leading rebounder and shot-blocker.

Lue's contributions as a freshman to the NIT championship team were only a preview of what was to come. The lightning-quick, 6-0 point guard finished his career as the seventh-leading scorer in school history, and he ranked in the top 10 in 12 other career categories. His leadership carried the 1996-97 Cornhusker team, the first to play in the Big 12, to another NIT appearance.

Behind a late-season run, which included Nebraska's longest conference winning streak in 20 years, Nee's 12th team finished fourth in the Big 12 and returned to the NCAA Tournament. The bid was the Cornhuskers' fifth during the 1990s and extended the school-record postseason run to eight.

The streak reached nine in 1999, as the Cornhuskers just missed an NCAA Tournament bid and advanced to the second round of the NIT. In the process, NU reached the 20-victory mark for a second consecutive season, and Hamilton was named Big 12 Player of the Year.

The optimism that preceded the 1999-2000 season, Nee's last, quickly faded with the loss of guard Cookie Belcher, who was sidelined by a wrist injury and forced to take a medical redshirt. The Cornhuskers were off-balance almost from the beginning of the season and fell far short of expectations.

Even though Nee became the winningest coach in school history in 1999-2000, getting victory No. 254 to pass Joe Cipriano in the Cornhuskers' final home game against Colorado, his final team finished with an 11-19 record. The 19 losses tied for the most in school history.

With then-Director of Athletics Bill Byrne setting his sites on bringing NU basketball back to national prominence, he hired Barry Collier as the Cornhuskers' new coach on April 5, 2000. In Collier's first season with the Huskers, Nebraska finished with a 14-16 mark as Belcher returned to the lineup and earned second-team All-Big 12 Conference honors while finishing third in NCAA history for career steals with 353.

In Collier's fourth season, Nebraska ran to an 18-13 record and its first postseason bid in five years. Nebraska won its first two games in the 2004 NIT, including an exhilarating 71-70 road victory over in-state foe Creighton in the opening round. After a home-court victory over Niagara, the Huskers' season came to an end three days later in a valiant effort at Hawaii when NU came back from 17 points down at halftime to tie the game at the first media timeout of



Venson Hamilton was the second Husker to be named conference player of the year when he earned the award in 1999.

the second period before eventually falling by a point.

Nebraska struggled the following season but an influx of young talent helped the Huskers move forward. Aleks Maric made an immediate impact as he broke the NU freshman rebounds record and ranked in the rookie top 10 for blocked shots. Maric was a force in the paint as he tied the school freshman record for double-doubles. It was a sign of good things to come as he finished his four-year career ranked fifth all-time in scoring and was only the second Husker ever to record at least 1,000 career rebounds.

NU made its second postseason appearance in three years in 2006 before finishing with a 19-14 record. It was the most wins under Collier and the first time his Huskers won a game at the Big 12 Championship as NU reached the semifinals of the conference tourney for the first time since winning the Big Eight Tournament title in 1994.

Collier looked to have a solid base in place for 2006-07 before abruptly resigning in early August to take the position of athletic director at his alma mater, Butler University, ending his career at Nebraska with an 89-91 overall record.

The late opening posed little challenge for Nebraska as one week later, on Aug. 8, 2006, Kenneth 'Doc' Sadler was introduced as the 26th head coach in program history.

Nebraska finished first in the Big 12 and 18th nationally in scoring defense in 2007-08, allowing just 60.7 points per game. Sadler's specialty was highlighted again in 2008-09 as the Huskers proved it was no fluke, claiming another first-place defense in the league while ranking 22nd nationally by giving up just 60.4 points per contest. It was the second-lowest total in the Husker record book since 1951, giving Sadler-coached squads three of the top four Husker scoring defenses in the past half century.

The Huskers' 20-13 record in 2007-08 included a 7-9 record in league play, after starting the Big 12 campaign with an 0-4 mark. In 2008-09, Sadler helped Nebraska continue its upward trend with eight league victories, marking NU's first .500 record in conference play in a decade. Nebraska's 2010-11 season was highlighted by wins over three ranked teams, including No. 3 Texas, as the victory over the Longhorns was marked the highest ranked team Nebraska had defeated since 1994.

The 2011-12 season began a new era for Nebraska basketball, as the Huskers joined the Big Ten Conference. That season also marked the opening of the Hendricks Training Complex, an 84,000-foot facility for the Husker basketball program which includes practice courts, locker room, team lounge, offices as well as strength and nutrition areas, giving Nebraska one of the best facilities in the nation.

In March of 2012, Nebraska moved in a different direction as then-Athletic Director Tom Osborne chose Tim Miles to run the basketball program. It took Miles only two years to turn the fortunes of the Huskers around.

The 2013-14 season was a rebirth for the Husker program. Nebraska moved into the \$179 million dollar Pinnacle Bank Arena in August of 2013 and presold the entire season six months before the opener. The Huskers went 15-1 in its inaugural season in PBA, culminating with a win over ninth-ranked Wisconsin in front of a record crowd of 15,998. Terran Petteway earned consensus All-Big Ten honors while Miles was named Big Ten and National Coach of the Year after leading the Huskers to the NCAAs following a 1-5 start in Big Ten play.

Since the opening of Pinnacle Bank Arena, Husker fans have been coming out in record numbers, as Nebraska has ranked in the top 25 nationally in attendance every year Pinnacle Bank Arena has been open.



Aleks Maric finished his career ranked fifth all-time in scoring and second in rebounding, becoming only the third player in Big 12 history to record at least 1,600 points and 1,000 rebounds in a career.

In 2017-18, the Huskers exceeded expectations, winning 22 games, including a pair of wins against ranked Big Ten teams, and finished fourth in the conference with a 13-5 mark. The 13 conference wins was a school record while the 22 wins were the most since 1990-91. Newcomers James Palmer Jr. and Isaac Copeland both earned All-Big Ten honors, as Palmer garnered first-team accolades by averaging 17.2 points per game to rank fifth in the Big Ten.

The Huskers returned to postseason play in 2018-19, going 19-17 and earning another berth in the NIT. Nebraska, which was ranked in the top-25 earlier in the season, battled through a trio of season-ending injuries and with its 80-76 win over Butler in the first round of the NIT, won its first postseason game in 11 years. Another streak was snapped in June of 2019, when Isaiah Roby was drafted in the second round of the NBA Draft, becoming the first Husker taken in 20 years. Miles ended his Husker tenure on March 26, 2019, after guiding NU to three postseason appearances in seven seasons at the helm of the program.

On March 30, 2019, Nebraska Athletics Director Bill Moos named Fred Hoiberg the 28th head coach in school history. Hoiberg brought a distinguished resume to Lincoln that includes four years as an NBA front office executive, four years as an NBA head coach and five years at Iowa State, where he orchestrated the biggest turnaround in Big 12 history in 2011-12 and guided the school to four straight NCAA Tournament appearances.

Hoiberg, who was born in Lincoln, joins the Husker men's basketball coaching fraternity, a group that includes his grandfather, Jerry Bush, who guided the Husker program for nine seasons from 1955 to 1963. Hoiberg's up-tempo style has appealed to fans and players early on, as Dalano Banton was drafted in the second round of the 2021 NBA Draft while Bryce McGowens was the No. 40 pick of the 2022 NBA Draft, the highest drafted Husker since 1998.

The Huskers made steady improvement under Hoiberg until a breakthrough 2023-24 campaign saw the Huskers return to the NCAA Tournament for the first time in a decade. Senior Keisei Tominaga and Rienk Mast earned All-Big Ten accolades as Nebraska went 23-11 and tied for third in the Big Ten with a 12-8 mark. It marked Nebraska's best conference finish in over three decades. Nebraska posted a pair of top-10 wins, including a 16-point victory over a Purdue team that featured two-time National Player of the Year Zach Edey and would eventually earn NCAA runner-up honors. For his efforts, Hoiberg shared Big Ten Coach-of-the-Year honors while also earning National Coach of the Year.



Josiah Allick (middle) celebrates with the fans who stormed the court following Nebraska's win over No. 1 Purdue in 2024. It was the fourth win over a No. 1 team in program history and first since 1982.

N 2024-25 NEBRASKA BASKETBALL ALL-TIME LETTERWINNERS


Note: Lettermen lists are not available for 1894, 1895, 1897, 1904 and 1906. The year listed is for the year in which the season ended. For example 1918 represents the 1917-18 season. Hometowns are listed, when available. If you have any updates or corrections, please e-mail them to sportsinfo@huskers.com.

A A A

Abraham, Moses, 2015..... Kano, Nigeria
Adkins, R.F., 1918
Akenten, Nana, 2018-19.....Boilingbrook, Ill.
Akromis, Bernard, 1951.....Omaha, Neb.
Almeida, Andre, 2011-13.....Sao Paulo, Brazil
Alexander, Boyd Amberson, 1910....Superior, Neb.
Allen, Teddy, 2021.....Mesa, Ariz.
Allen, Thomas, 2018-19.....Raleigh, N.C.
Allick, Josiah, 2024.....Lincoln, Neb.
Amen, Paul, 1936-37-38.....Lincoln, Neb.
Anderson, Chuck, 1980.....North Platte, Neb.
Anderson, Kenneth, 1947-49.....Creston, Iowa
Anderson, R.D., 1899
Anderson, R.R., 1900
Anderson, Ryan, 2007-08-09-10.....Seattle, Wash.
Anderson, W.E., 1899-1900
Andre, Eduardo, 2021-22.....London, England
Andresen, Roy H., 1925-26-27.....Bloomfield, Neb.
Antulov, Bob, 1964.....New York City, N.Y.
Arop, Akol, 2020-21.....Omaha, Neb.
Artman, Allan, 1942-43-44.....Kearney, Neb.
Arwood, Jim, 1956-57-58.....Fostoria, Ohio
Augustine, Kevin, 2001.....Santa Ana, Calif.

B B B

Baack, Tom, 1966-67-68.....Ft. Wayne, Ind.
Babson, (no first name), 1901
Badgett, Terrance, 1993-94-95-96.....Omaha, Neb.
Bailey, Russell M., 1919-20-21.....Carleton, Neb.
Bailous, Anthony, 1986-87.....Los Angeles, Calif.
Baker, Howard, 1935-36-37.....Grand Island, Neb.
Balham, Chris, 2007-08-09.....Kansas City, Kan.
Bandoumel, Emmanuel, 2023....Quebec City, Quebec
Banks, Brant, 2020.....Houston, Texas
Banks, Brian, 1976-77-78-79.....Hammond, Ind.
Banton, Dalano, 2021.....Toronto, Ontario
Bargen, Jed, 1988-89.....Lincoln, Neb.
Barger, Gerald, 1932.....Ashland, Neb.
Barry, Donald, 1946
Barth, Phil, 1960.....Omaha, Neb.
Beerle, Wilmer J., 1924-25-26.....Omaha, Neb.
Beers, Frank R., 1905.....Osage, Neb.
Bekins, Melvin, 1920-21.....Omaha, Neb.



Floyd Ebaugh helped the Huskers win the 1936 Big Six Conference title and was a three-year performer for Nebraska from 1936 to 1938.

Belcher, Cookie, 1997-98-99-01.....Mexico, Mo.
Belka, Robert, 1933.....Crete, Neb.
Bell, Dwight D., 1907-08-09.....Lincoln, Neb.
Bell, Paul T., 1905-07-08.....Lincoln, Neb.
Benedict, Maurice, 1903.....Lincoln, Neb.
Beranek, Drake, 2011.....Ravenna, Neb.
Berwald, Lance, 1980-81.....Minneapolis, Minn.
Best, Tom, 1993-94.....South Holland, Ill.
Black, Leo, 1924-25.....Grand Island, Neb.
Bloss, Dale, 1945.....Wayne, Neb.
Boeker, Justin, 2001-02.....Houston, Texas
Bohac, Adam, 2001-02-03-04.....Kimball, Neb.
Boich, Arnold, 1955.....Peoria, Ill.
Booker, Kenny, 2000.....Clarksdale, Miss.
Boone, Jaron, 1993-94-95-96....Salt Lake City, Utah
Borchardt, Tanner, 2016-17-18-19...Gothenburg, Neb.
Borschlegl, Larry, 1963-64.....Geneva, Neb.
Boswell, Hubert, 1932-33.....Lincoln, Neb.
Bottorf, John, 1942-43.....Lincoln, Neb.
Bowers, Bill, 1960-61-62.....Lincoln, Neb.
Bradford, Steffon, 2000-01.....Clewiston, Fla.
Branch, Nate, 1965-66-67.....Palo Alto, Calif.
Brand, Daniel, 1956.....Bellevue, Neb.
Breidenbach, Wilhelm, 2022-23.....Lincoln, Neb.
Brooks, Jim, 1969.....Rancho Santa Margarita, Calif.
Brooks, Jim, 1969.....Akron, Ohio
Brooks, Melvin, 1994-95.....Elizabeth City, N.C.
Brothers, Ralph, 1896
Brown, Burton, 1943.....Lincoln, Neb.
Brown, Darren, 1986.....Detroit, Mich.
Brown, John, 1926-27-28.....Lincoln, Neb.
Brown, Joseph, 1946-47-48-50.....Nashville, Tenn.
Bryan, Tom, 1969-71.....Fort Recovery, Ohio
Buchanan, Demetrius, 1985.....South Bend, Ind.
Buchanan, Henry T., 1987-88.....Muncie, Ind.
Buchanan, James, 1950-51-52.....Ft. Wayne, Ind.
Buckendahl, Ross, 1999-2000-02...Battle Creek, Neb.
Buel, Duane, 1954-55-56.....Malcolm, Neb.
Burbach, Chad, 1997-98.....Columbus, Neb.
Burke Jr, Dachon, 2020.....Orange, N.J.
Burke, A.G., 1896
Burrus, Russell M., 1905-07-08.....Lincoln, Neb.
Burt, Henry, 2024.....Omaha, Neb.
Buuck, A. Allen, 1960-61.....Ft. Wayne, Ind.

C C C

Cahill, John, 1959.....Dakota City, Neb.
Caldwell, James, 1977.....Cottonport, La.
Campbell, Henry W., 1916-17
Campbell, Willie, 1965-66-67.....Seattle, Wash.
Carman, Frank D., 1921-22.....Minden, Neb.
Carr, Brian, 1984-85-86-87.....Muncie, Ind.



Tony Farmer helped Nebraska to an NCAA Tournament appearance in 1991 before playing in the NBA and overseas for nearly two decades.

Carrier, Sam, 1911-12-13.....Omaha, Neb.
Cassidy, Fred, 1943.....Lincoln, Neb.
Cauble, Ken, 1968-69-70.....Midland, Texas
Cebrun, Harold, 1964.....Houston, Texas
Cech, Henry, 1948-49-50.....Berwyn, Ill.
Cerv, Bob, 1947-48-49-50.....Weston, Neb.
Chalk, Leroy, 1969-70-71.....Big Sandy, Texas
Chambers, Phil, 1975.....Denver, Colo.
Chandler, Derrick, 1992-93.....Mitchellville, Md.
Cheatham, Haanif, 2020.....Fort Lauderdale, Fla.
Chesnut, Ben, 2001.....Omaha, Neb.
Christine, Cal, 1971-72-73.....Sterling, Neb.
Chubick, Bruce, 1991-92-93-94.....Atkinson, Neb.
Clemmons, Brennon, 2002-03.....Indianapolis, Ind.
Cloudy, Stan, 1983-84.....Center, Texas
Coard, Eric, 1975-76-77.....Washington, D.C.
Cochran, Cary, 1999-2000-01-02.....Minden, Iowa
Coker, Fred, 1974.....Redondo Beach, Calif.
Coleman, Jarron, 2024.....Indianapolis, Ind.
Collins, J.C., 1917
Collins, Ray, 1979-80-81-82.....Chicago, Ill.
Conklin, Brian, 2001-02-03-04.....Hubbard, Ohio
Conklin, Leonard N., 1931.....Minatare, Neb.
Cook, Thomas, 1946.....Culver, Ind.
Copeland Jr, Isaac, 2018-19.....Raleigh, N.C.
Cople, Leland, 1932-33-34.....Rosalie, Neb.
Cortello, Spencer, 1899-1900-01-02...Omaha, Neb.
Costello, Justin, 2019.....Omaha, Neb.
Coufal, Norman, 1955-56.....David City, Neb.
Cox, Larry, 1974-75-76.....Denver, Colo.
Cox, Rodney, 1947-48-49.....Lincoln, Neb.
Cozier, Kenneth J., 1923-24.....Aurora, Neb.
Cresswell, Chris, 1990-91-92.....Merced, Calif.
Cronin, Jackson, 2022.....Great Neck, N.Y.
Cross, Kevin, 2020.....Little Rock, Ark.
Cunningham, Bill, 1979.....Ft. Wayne, Ind.
Curran, Sammy, 1980.....Liberal, Kan.
Curtis, Rodney, 1988.....Upper Marlboro, Md.

D D D

Dagunduro, Ade, 2008-09.....Inglewood, Calif.
Damm, Jim, 1966-67-68.....Bellflower, Calif.
Davey, G. Seldon, 1930-31.....Lincoln, Neb.
Davison, Charles Minot, 1931-32.....Lincoln, Neb.
Davison, Matt, 2000.....Tecumseh, Neb.
Dawson, Denim, 2023.....San Bernardino, Calif.
Day, Bernard, 1986-87.....Washington, D.C.
Despot, Srebrenko, 1978.....Zagreb, Yugoslavia
Dewitz, Rufus, 1924.....Stanton, Neb.
Diaz, Jorge Brian, 2010-11-12.....Caguas, Puerto Rico
Diop, Matar, 2024.....Dakar, Senegal
Dock, Titus, 1984.....Perkins, Ga.
Doebbele, Dudley, 1956-57.....Elmwood, Neb.
Dohrmann, Elmer, 1936-37-38....Staplehurst, Neb.
Dolezal, Eric, 1989.....La Porte, Ind.
Dourisseau, Jason, 2003-04-05-06....Omaha, Neb.
Downing, Greg, 1980-81-82-83.....Duluth, Minn.
Drevo, Andrew, 2003-04.....Lincoln, Neb.
Dworak, Thomas, 1944.....Lincoln, Neb.

E E E

Easley, Charlie, 2020.....Lincoln, Neb.
Ebaugh, Floyd, 1936-37-38.....Superior, Neb.
Eckelman, Eric, 1979.....Muncie, Ind.
Edwards, Alonzo, 2009.....Houston, Texas
Edwards, Keon, 2022.....Houston, Texas
Ekstrom, Fred, 1924-25-26....Newman Grove, Neb.
Ekwall, Rex, 1955-56-57.....Holmesville, Neb.
Eldridge, Bruce, 1918.....Omaha, Neb.
Elliott, Newell J., 1903.....Beatrice, Neb.
Elliott, Robert, 1937-38-39.....West Point, Neb.
Elliott, Thomas, 1926-27-28.....West Point, Neb.
Elradi, Mohammad, 2017.....Omaha, Neb.
Elson, Kenneth, 1942-43.....North Platte, Neb.
Empkey, Frank, 1966-67.....Omaha, Neb.
Enright, Mark, 1974.....Cedar Rapids, Iowa
Enright, Roy, 2003.....Omaha, Neb.
Erwin, Steve, 1973-74-75.....Laurel, Neb.

Evelyn, Bakari, 2016.....Detroit, Mich.
Extrom, LeGrant, 1952.....Holdrege, Neb.

F F F

Fagler, Willard, 1952-53-54-55.....Harvard, Neb.
Farmer, Tony, 1991.....Los Angeles, Calif.
Ferguson, J. Malcolm., 1903.....Aurora, Neb.
Ffriend, Kimani, 2000-01.....Kingston, Jamaica
Fields, Rodney, 2000-01.....Tampa, Fla.
Fisher, Morris, 1929-30-31.....Lincoln, Neb.
Fitz, Don, 1939-40-41.....Lincoln, Neb.
Fitzgibbon, John, 1941-42-43.....Tobias, Neb.
Fitzpatrick, Wilson, 1958.....Marshall, Mo.
Florence, Larry, 1997-98-99-2000....Phenix City, Ala.
Flothow, Paul, 1917.....Omaha, Neb.
Flynn, W.H., 1917
Ford, Kedrick, 2001-02.....Macon, Ga.
Fort, Jerry, 1973-74-75-76.....Chicago, Ill.
Fox, Mike, 2010-11-12.....Beatrice, Neb.
Frank, Owen, A., 1911-12.....Grand Island, Neb.
Fredstrom, Paul, 1952-53.....Lincoln, Neb.
Fuller, Nick, 2015-16-17.....Sun Prairie, Wis.

G G G

Gallegos, Ray, 2010-11-13-14.....Salt Lake City, Utah
Galter, Morris, 1944.....Lincoln, Neb.
Gardner, Charles H., 1916
Gardner, J., 1916
Garner, Bernard, 1996-97.....Many, La.
Gary, Juwan, 2023-24.....Columbia, S.C.
Gates, Bob, 1950.....Lincoln, Neb.
Gerelick, Philip, 1926-27.....Omaha, Neb.
Gerhart, Harold, 1918.....Newman Grove, Neb.
Geter, Lewis, 1990.....Columbus, Ohio
Gibson, James P., 1911-12.....Holdrege, Neb.
Gill, Anton, 2017-18.....Raleigh, N.C.
Gillilan, Charles, 1919.....Hardy, Neb.
Gilreath, Ivan, 1981.....Omaha, Neb.
Glock, Jason, 1992-94-95-96.....Wahoo, Neb.
Goetze, Hartmann, 1940-41-42.....St. Joseph, Mo.
Gohde, George H., 1928.....Lincoln, Neb.
Good, Joseph, 1951-52-53.....Lincoln, Neb.
Goodson, Orr, 1924-25.....Lincoln, Neb.
Grace, Harvey, 1928-29-30.....Mascot, Neb.
Grace III, Jeffrey, 2023-24.....Elmhurst, Ill.
Gratopp, Bob, 1968-69-70.....Geneva, Neb.
Graves, Allen, 1958.....Lincoln, Neb.
Green, Jervay, 2020.....Denver, Colo.
Gregory, Amos, 1993.....Nashville, Tenn.
Gregory, Tom, 1971-72.....Fullerton, Calif.
Gribble, George, 1942.....Greenwood, Neb.
Griesel, Sam, 2023.....Lincoln, Neb.
Grimm, Lloyd, 1937-38-39.....Omaha, Neb.
Grupe, Ivan, 1961-62-63.....Byron, Neb.
Gutleben, J.S., 1896

H H H

Hagensick, Edmund H., 1902-03-04-05.....Lincoln, Neb.
Hagensick, Harry E., 1902.....Lincoln, Neb.
Hahn, Robert, 1945.....Fremont, Neb.
Hale, Leland, 1935-36-37.....Lincoln, Neb.
Hammond, Jake, 2015-16.....Comanche, Okla.
Hamilton, Venson, 1996-97-98-99....Forest City, N.C.
Hankins-Cole, Quincy, 2010.....Roosevelt, N.Y.
Hanzlik, M., 1912-14
Hare, Fred, 1965-66.....Omaha, Neb.
Hare, Jerry, 1954.....Grand Island, Neb.
Harley, Steve, 2008-09.....Temple Hills, Md.
Harriman, Brant, 1998.....Mason City, Iowa
Harris, Amir, 2019.....Frederick, Md.
Harris, Lee, 1972.....Omaha, Neb.
Harris, Rickey, 1974-75-76-77.....Denver, Colo.
Harry, Robert, 1958-59-60.....York, Neb.
Hartley, Harold S., 1921.....Harvard, Neb.
Haskell, Ross K., 1912-13-14
Hassler, Francis, 1943.....McCook, Neb.
Hawkins, Earl, 1913-14-15.....Oshkosh, Wis.



Bill Jackman totaled 500 points, 418 rebounds and 101 assists in his three-year Husker career.

Hawkins, Nathan, 2014 Garland, Texas
Hay, John, 1940-41 Lincoln, Neb.
Hayes, Carl, 1990-91-92 Chicago, Ill.
Hecox, Fred, 1945-46 Cozad, Neb.
Hedberg, Curt, 1975-77-78-79 Lincoln, Neb.
Heiman, Brady, 2019 Springfield, Neb.
Heimos, Dan, 2002-03 Waterloo, Ill.
Heinzelman, Robert, 1942-43 Falls City, Neb.
Held, Sidney, 1940-41-42 Lincoln, Neb.
Henrion, Walter, 1932-33 Wichita, Kan.
Henry, Sek, 2007-08-09-10 Los Angeles, Calif.
Hester, Wayne, 1958-59-60 Lincoln, Neb.
Hewitt, Irenaues P., 1902-03 Lincoln, Neb.
Hilliard Jr., Corey, 2012 Kansas City, Mo.
Hiltner, Arthur H., 1910-11-12 Lincoln, Neb.
Hiltner, Walter G., 1903 Lincoln, Neb.
Hinckley, Ryan, 1997 Pocatello, Idaho
Hoar, J.W., 1903-05-07 Lyons, Neb.
Hoemann, Vic, 1945 Newell, Iowa
Hoffman, J.F., 1991-92 Cambridge, Neb.
Hokuf, Stephen, 1930-31-33 Crete, Neb.
Hoiberg, Sam, 2023-24 Lincoln, Neb.
Holder, Allen, 1976-77 Las Vegas, Nev.
Holley, Myles, 2010 Norfolk, Va.
Hollins, Kenneth, 1944-45 Valley, Neb.
Holm, Elmer, 1927-28-29 Omaha, Neb.
Holmes, Joe, 1999 Seat Pleasant, Md.
Hoppen, Dave, 1983-84-85-86 Omaha, Neb.
Horne, Jeriah, 2017 Overland Park, Kan.
Howard, Terry, 1957 Elkhorn, Neb.
Howard, Warren, 1914 Omaha, Neb.
Hubka, Ernest, 1918 Virginia, Neb.
Huge, Jim, 1961-63 Holdrege, Neb.
Hugg, Ed, 1914-15-16 Cambridge, Neb.
Hughes, Brett, 1982-83 Waterloo, Ind.
Hughes, Michael, 1992 Peoria, Ill.
Hussey, John W., 1920 Cambridge, Neb.
Hutchinson, W.C., 1910-11 Lincoln, Neb.
Hyde, Leslie E., 1913 Lincoln, Neb.

I I I
Ideus, Chad, 1996 Adams, Neb.
Ingersoll, Arthur E., 1909-10 Tecumseh, Neb.

J J J
Jackman, Bill, 1985-86-87 Grant, Neb.
Jackson, Don, 1973 Chatsworth, Calif.
Jackson, Jack, 1939 Omaha, Neb.
Jackson, Stanley, 1977 Las Vegas, Nev.
Jackson, Wm. Carl, 1918-19 Lincoln, Neb.
Jacobsen, Cale, 2024 Ashland, Neb.
Jacobson, Michael, 2016-17 Waukee, Iowa
Jaeger, Chad, 1994 Lexington, Neb.
Jensen, Clifford, 1930 Omaha, Neb.
Jeter, Lance, 2010-11 Beaver Falls, Pa.
Johnette, Michael, 1997-98 Omaha, Neb.
Johnson, Bill, 1987-88 Plainville, Neb.
Johnson, Chad, 1998-99 Monticello, Fla.
Johnson, Eric, 1988-89 Brooklyn, N.Y.
Johnson, Handy, 1982-83 Chicago, Ill.
Johnson, Jamar, 1992-93-94 Elkhart, Ind.
Johnson, Lenard, 1982-83 Kirkwood, Mo.
Johnson, Nate, 2003-04 Kansas City, Kan.
Johnson, William, 1952-53-54 Lincoln, Neb.
Jones, Charles, 1962-63-64 Washington, D.C.
Jones, Eshaute, 2010-11 Fort Wayne, Ind.
Jones, Wilbur A., 1910 Omaha, Neb.
Jungmeier, Walter, 1920 Lincoln, Neb.
Jungmeier, Wesley, 1920 Lincoln, Neb.
Jura, Chuck, 1970-71-72 Schuyler, Neb.

K K K
Kacer, Oldyn, 1919 Crete, Neb.
Karn, Matt, 2010-11 Philpot, Ky.
Kavas, Matej, 2020 Ljubljana, Slovenia
Keita, Blaise, 2023 Bamako, Mali
King, Lyle, 1940-41-42 Lincoln, Neb.
King, Rich, 1988-89-90-91 Omaha, Neb.

Kipper, Paul, 1951 Lincoln, Neb.
Kirlin, Albert, 1947 Havelock, Neb.
Klepser, Merritt J., 1923-25-27 Omaha, Neb.
Knutzen, Owen, 1943 Cedar Bluffs, Neb.
Koca, Todd, 1988-89 Papillion, Neb.
Koehler, John P., 1901-02 Lincoln, Neb.
Koenig, Robert, 1945 Yankton, S.D.
Kohl, Adam, 1922 Hastings, Neb.
Kojenets, Oleg, 2023 Kaunas, Lithuania
Korte, Robert, 1946 Fairbury, Neb.
Kortus, Joel, 1963-64-65 Lincoln, Neb.
Koster, George, 1931-32 Lincoln, Neb.
Kovanda, William, 1937-38-39 Elk Creek, Neb.
Kowalke, James, 1959-60-61 Sioux City, Iowa
Krake, Lee S., 1905-07 West Point, Neb.
Krall, Robert, 1928-29 Grand Island, Neb.
Krenk, Nick, 2007-08-09 Nebraska City, Neb.
Kubacki, Jim, 1956-57-58 Toledo, Ohio
Kuhlman, Elza, 1944 Lincoln, Neb.
Kurkowski, Kye, 2012-13-15 Grant, Neb.

L L L
Lakes, Trevor, 2021-22 Lebanon, Ind.
Lantz, Stuart, 1966-67-68 Uniontown, Pa.
Lawrence, Jamarques, 2023-24 Plainfield, N.J.
Lawry, Anton, 1947-48-49-50 Omaha, Neb.
Laws, Malcolm, 2016-17-18 Orlando, Fla.
Lawson, Wm. Vinton, 1926 Omaha, Neb.
Leacox, Robert, 1935-36 Shenandoah, Iowa
Lebsack, Gayle, 1946-47 Lincoln, Neb.
Ledsome, Jim, 2006 Severna Park, Md.
Lee, Brendy, 1972-73-74 Brush, Colo.
Leitner, Roger, 1967-68 McCook, Neb.
Lenser, Kurt, 1932 Hildreth, Neb.
LeRossignol, Curt, 1971-72 Lincoln, Neb.
Letts, Madison, 1932 St. Joseph, Mo.
Lewandowski, Adolph J., 1928-29-30 Chicago, Ill.
Lively, Kelly, 1989-90-91 Torrington, Wyo.
Livingston, Dale, 1946 Hastings, Neb.
Livingston, Leslie, 1940-41-42 Lincoln, Neb.
Loder, Dwight, 1934 Waverly, Neb.
Logan, Chris, 1985-86 Natchez, Miss.
Lue, Tyronn, 1996-97-98 Mexico, Mo.
Lundholm, William, 1959 Mt. Morris, Ill.
Lunney, Kenneth, 1932-33-34 York, Neb.

M M M
MacFarlane, Dave, 1980 Plattsmouth, Neb.
Mack, Cam, 2020 Austin, Texas
Maclay, Donald, 1929-30-31 Auburn, Neb.
Malecek, Joseph, 1949-50 Osage, Iowa
Mann, Kyle, 1998 Omaha, Neb.
Manning, Pete, 1988-89 Trenton, N.J.
Maric, Aleks, 2005-06-07-08 Sydney, Australia
Markowski, Andy, 1996-97-98-99 Ord, Neb.
Marks, Kyle, 2006-07 Riviera Beach, Fla.
Marquiss, Warren, 1943 Omaha, Neb.
Marsh, Ricky, 1973-74 New York, N.Y.
Marshall, Harvey, 1985-86 Jackson, Tenn.
Martin, Sam, 1968-69-70 Pawnee City, Neb.
Martin, Val, 1976 South Bend, Ind.
Martz, Mike, 1984-85-86-87 Beatrice, Neb.
Mason, Paul, 1932-33-34 Omaha, Neb.
Mast, Rienk, 2024 Groningen, Netherlands
Matson, Charles E., 1896 Wisner, Neb.
Matzke, John, 1982-84-85-86 Lincoln, Neb.
Matzke, Stan, 1952-53-54-55 Lincoln, Neb.
Mauch, Arthur, 1931-32 Bassett, Neb.
Maxey Sr., Al, 1959-60 Indianapolis, Ind.
Mayen, Lat, 2021-22 Adelaide, Australia
McCarty, Marques, 2002-03 Sugarland, Texas
McCray, Joe, 2005 Fort Lauderdale, Fla.
McCray, Toney, 2009-11-12 Missouri City, Texas
McDonald, Paul, 1977 Chisholm, Minn.
McGowens, Bryce, 2022 Pendleton, S.C.
McGowens, Trey, 2021-22 Pendleton, S.C.
McGraw, Chris, 2022 Columbus, Ohio
McPipe, Carl, 1976-77-78-79 Hammond, Ind.

McVeigh, Jack, 2016-17-18 Cabarita Beach, Australia
McVicker, Mark, 1977-78-79-80 Hastings, Neb.
Menke, Trevor, 2012-13-14-15 Beatrice, Neb.
Mercier, Bob, 1951 Lincoln, Neb.
Mielenz, Frank, 1926 Stanton, Neb.
Miller, Cookie, 2008-09 Charleston, W.V.
Mitchell, Alvin, 1997 Omaha, Neb.
Moller, Cliff, 1969 New York, N.Y.
Moody, Keith, 1990-91 Herndon, Va.
Moore, Bob, 1978-79 Pittsburgh, Pa.
Moore, Curtis, 1984-85 Mount Vernon, N.Y.
Moore, Jack, 1979-80-81-82 Muncie, Ind.
Moore, James, 1984 Omaha, Neb.
Moore, Josiah, 2012 Norcross, Ga.
Moore, M.S., 1899 Lincoln, Neb.
Moore, Mikki, 1994-95-96-97 Gaffney, S.C.
Morrell, (no first name), 1912 Lincoln, Neb.
Morrison, C.C., 1899 Lincoln, Neb.
Morrison, C.E., 1896 Lincoln, Neb.
Morrow Jr., Ed, 2016-17 Chicago, Ill.
Moser, W.A., 1905-07 Cambridge, Ohio
Muhleisen, Jake, 2002-03-04-05 Lincoln, Neb.
Mulvaney, Charles, 1946 Omaha, Neb.
Munger, Glen, 1922 Columbus, Neb.
Munn, Glen B., 1929 Lincoln, Neb.
Munn, Glenn, 1928 Lincoln, Neb.
Munn, Monte, 1920-21 Lincoln, Neb.
Munson, Bob, 1971 Bradford, Vt.
Myers, C.B., 1914-15 Lincoln, Neb.
Myrthill, Gerard, 1978-79 New York, N.Y.

N N N
Naderer, Mike, 1978-79-80-81 Scottsdale, Ariz.
Nagl, (no first name), 1912 Lincoln, Neb.
Nannen, Lyle, 1956-57 Syracuse, Neb.
Nannen, Neil, 1962-63-64 Syracuse, Neb.
Neal Jr., Marcus, 2004-05 Annapolis, Md.
Nelson, Ben, 2007-08-09-10 Atwater, Minn.
Nelson, Douglas, 1944 Wausa, Neb.
Nelson, H., 1916-17 Lincoln, Neb.
Nelson, Lawrence, 1936 Curtis, Neb.
Nelson, Leif, 1996 Riverside, Calif.
Neubert, Keith, 1984-86-87 Fort Atkinson, Wis.
Newman, Richard, 1919-20-21 Columbus, Neb.
Newton, Bernard A., 1903 Beaver City, Neb.
Nielsen, R., 1901 Lincoln, Neb.
Niemann, Christopher, 2011-12 Lincoln, Neb.

.....Kühlungsborn, Germany
Nissen, Al, 1970-71-72 Miller, S.D.
Novak, Terry, 1975-77-78 Lincoln, Neb.
Novak, Tom, 1972-73-74 Lincoln, Neb.

O O O
Okeke, DUBY, 2018 Jonesboro, Ga.
Olson, Carl, 1928-29 Lincoln, Neb.
Othmer, Kenneth, 1927-28 Omaha, Neb.
Ouedraogo, Ivan, 2020-21 Bordeaux, France
Owen, L.R., 1911 Lincoln, Neb.
Owens, Dapreis, 1989-90-91-92 Mansfield, Ohio

P P P
Page, Theodore, 1927 Crete, Neb.
Palmer Jr., James, 2018-19 Upper Marlboro, Md.
Parker, Benny, 2013-14-15-16 Kansas City, Kan.
Parsons, Robert, 1936-37-38 Lincoln, Neb.
Parsons, Rollin, 1933-34-35 Lincoln, Neb.
Parsons, Ronald, 1957 Cleveland, Ohio
Patty, Jesse, 1919-20 Omaha, Neb.
Pearson, Brice, 1965 San Mateo, Calif.
Peltz, Mike, 2013-14 Alliance, Neb.
Perry, Harry O., 1908-09-10 Lincoln, Neb.
Perry, Marcus, 2006-07 Anniston, Ala.
Peterson, Arthur, 1945 Millard, Neb.
Peterson, Mike, 1970-71-72 Omaha, Neb.
Petrashek, G.L., 1909-10 Humboldt, Neb.
Petsch, Daryl, 1962-63-64 Marysville, Kan.
Petteway, Terran, 2014-15 Galveston, Texas
Phifer, Ryan, 1997-98 North Platte, Neb.
Phillips, Albert, 1918 Beatrice, Neb.
Phipps, Hansel, 1931 Whitman, Neb.
Piatkowski, Eric, 1991-92-93-94 Rapid City, S.D.
Piatkowski, Jace, 2020-21 Omaha, Neb.
Piatkowski, Troy, 1997-98-99 Rapid City, S.D.
Pickett, John, 1919-20 Scottsbluff, Neb.
Pierce, Robert, 1949-50-51 Lincoln, Neb.
Pillsbury, Melville P., 1899-1902 Lincoln, Neb.
Ping, Shang, 2008 Haerbin, China
Pitcaithley, Harry, 1939-40 Lincoln, Neb.
Pitchoford, Walter, 2014-15 Grand Rapids, Mich.
Placek, Emil E., 1896 Wahoo, Neb.
Ploetz, John, 1978 Shorewood, Wis.
Ponce, David, 1983-84 San Jose, Calif.
Porter, Bret, 2020-21 Omaha, Neb.
Poynter, Floyd, 1920 Lincoln, Neb.

N 2024-25 NEBRASKA BASKETBALL ALL-TIME LETTERWINNERS



Clifford Scales helped the Huskers set a school record with 26 wins during the 1990-91 season. Scales averaged 10.2 points per game, as he was one of five Huskers who averaged double figures.



Tai Webster totaled over 1,000 career points during his Husker career and has played in two FIBA World Cups for his native New Zealand.

Puelz, Dennie, 1962-63..... Lincoln, Neb.

R R R

Ramos, Jose, 1991..... Miami, Fla.
 Randall, Albert, 1939-40-41..... Omaha, Neb.
 Raymond, Isaac P., 1902
 Reckewey, Kent, 1973-74-75..... Lincoln, Neb.
 Reid, Beau, 1988-89-90-91..... Lancaster, Ohio
 Reimers, Gary, 1956-57-58..... Millard, Neb.
 Reiners, Al, 1966..... Hastings, Neb.
 Rekeweg, Jeff, 1987-88..... Kendallville, Ind.
 Renfro, Claude, 1981-82-83..... Winslow, Ariz.
 Renzelman, Gary, 1953-54-55..... Scottsbluff, Neb.
 Retherford, Claude, 1947-48-49..... French Lick, Ind.
 Reynolds, Harry Burch, 1919..... Lincoln, Neb.
 Reynolds, James, 2004..... Los Angeles, Calif.
 Rice, Eli, 2024..... Gallatin, Tenn.
 Richardson Jr., Charles, 2004-05-06-07..... Maywood, Ill.
 Richardson, Brandon, 2009-10-11-12..... Los Angeles, Calif.
 Richardson, Ray, 1989-90..... South Bend, Ind.
 Riddell, Ted, 1917..... Beatrice, Neb.
 Riddlesbarger, William P., 1922-23..... Iowa City, Iowa
 Riehl, Tony, 1971-72-73..... Louisville, Ky.
 Ritchie, Max, 2013..... Nebraska City, Neb.
 Rivers, David, 2012-13-14-15..... Little Rock, Ark.
 Robinson II, John, 2001-02..... Channelview, Texas
 Robinson, Magnus, 1946..... Norfolk, Neb.
 Roby, Isaiah, 2017-18-19..... Dixon, Ill.
 Rooney, Patrick, 1944..... Brownville, Neb.
 Roots, Al, 1960-61..... Kansas City, Kan.
 Roy, William, 1955..... Berwyn, Ill.
 Russell, Robert C., 1920-22..... Washington, D.C.
 Russell, Thomas R., 1961-62..... Independence, Kan.
 Rutherford, Richard B., 1914-15-16..... Beatrice, Neb.

S S S

Sallee, Chris, 1995-96..... Scottsdale, Ariz.
 Salomon, Cole, 2008-09..... Omaha, Neb.
 Sandbulte, Gerald, 1952-53..... Sioux Center, Iowa
 Sandstedt, James, 1946..... Omaha, Neb.
 Sauer, George, 1932-33..... Lincoln, Neb.
 Scales, Clifford, 1988-89-90-91..... Maywood, Ill.
 Scantlebury, Tom, 1968-69-70..... Oakland, Calif.
 Scarlett, Trent, 1982-83..... Las Vegas, Nev.
 Schellenberg, Elmer, 1918-19-20..... Beatrice, Neb.
 Schleiger, Richard, 1947-48-49..... Omaha, Neb.
 Schliep, Bronsen, 2003-04-05-06..... Fairfield, Neb.
 Schmidt, A., 1908-09
 Schmidt, August C., 1909-10..... Lincoln, Neb.
 Schneider, Leo, 1946..... Rock Island, Ill.
 Schwindt, Andy, 1997..... Palos Verdes, Calif.
 Sealer, Joel, 1985-86-87..... Omaha, Neb.
 Seger, Fred, 1952-53-54..... Omaha, Neb.
 Shaver, Dan, 1966-67..... La Cresenta, Calif.
 Shields, Paul, 1915-16..... Omaha, Neb.
 Shields, Paul, 1947-48..... Monrovia, Ind.
 Shields, Shavon, 2013-14-15-16..... Olathe, Kan.

Shipwright, Richard, 1959..... Pender, Neb.
 Shoecraft, Jerry, 1979-80-81-82..... Muncie, Ind.
 Shultis, Jason, 2017..... Dannebrog, Neb.
 Siegel, Bob, 1974-75-76-77..... Fairbury, Neb.
 Simmons, Grant, 1964-65-66..... Omaha, Neb.
 Simmons, Ron, 1966-67-68..... Sumner, Neb.
 Simms, Corey, 2002-03-04-05..... St. Louis, Mo.
 Sladovnic, Charles, 1962..... Omaha, Neb.
 Smaha, Clark, 1925-26-27..... Ravenna, Neb.
 Smidt, Don, 1956-57-58..... Helena, Mont.
 Smith, Andre, 1978-79-80-81..... Chicago, Ill.
 Smith, Austin H., 1920-21-22
 Smith, Charles L., 1954-55-56..... Anderson, Ind.
 Smith, H.B., 1899
 Smith, Leslie, 2014-15..... Long Look, British Virgin Islands
 Smith, Mike, 2007..... Bronx, N.Y.
 Smith, Richard, 1988..... Chicago, Ill.
 Smith, Ronnie, 1984-85..... Galveston, Texas
 Smith, Tarin, 2015..... Ocean Township, N.J.
 Smith, Terry, 1982-83..... Moberly, Mo.
 Smith, Todd, 1999..... Millegeville, Ga.
 Snyder, James, 1951..... Winchester, Ind.
 Sorensen, Harry, 1934-35-37..... Hardy, Neb.
 Spear, John, 1922..... Genoa, Neb.
 Spear, Wallace, 1918-19..... Genoa, Neb.
 Spears, Jerry, 1964-65..... Columbus, Ohio
 Spencer, Bo, 2012..... Baton Rouge, La.
 Sprague, Leon, 1926..... York, Neb.
 Srb, Richard, 1947-48-49..... Lincoln, Neb.
 Standhardinger, Christian, 2010..... Munich, Germany
 Stange, Drew, 1981-82..... Lincoln, Neb.
 Stebbins, (no first name), 1900
 Stegall, Shuan, 2004..... Stone Mountain, Ga.
 Steinbrook, Lee, 1995..... Columbus, Neb.
 Stevenson, Shamiel, 2021..... Toronto, Ontario
 Stewart, Marvin, 1969-70-71..... Chicago, Ill.
 Stipsky, Ed, 1931..... Hooper, Neb.
 Stone, Charles, 1967..... Oakland, Calif.
 Story, C.M., 1899
 Strahan, James, 1945..... Wayne, Neb.
 Strickland, Erick, 1993-94-95-96..... Bellevue, Neb.
 Stromer, Byron W., 1918..... Hanover, Neb.
 Strowbridge, Jay-R, 2007-08..... Ardmore, Ala.
 Stryker, Franklin H., 1912-13..... Omaha, Neb.
 Surlis, Chester, 1995-96..... Saginaw, Mich.
 Svehla, Matt, 1988-89..... Clarkson, Neb.
 Swank, George, 1959..... Mansfield, Ohio
 Swett, Rex, 1960-61-62..... Huron, S.D.

T T T

Talley, Dylan, 2012-13..... Camden, N.J.
 Tallman, Frank, 1938-39-40..... Creston, Iowa
 Tangeman, Robert, 1944..... Greta, Neb.
 Taylor, Evan, 2017-18..... Cincinnati, Ohio
 Taylor, Ron, 1974-75..... Midland, Texas
 Theisen, Ralph, 1916..... West Point, Neb.

Therien, Robert, 1939-40..... Lincoln, Neb.
 Thom, Jim, 1956..... Lincoln, Neb.
 Thomas, (no first name), 1901
 Thomas, Dwight P., 1918..... Lincoln, Neb.
 Thomas, Grant, 1938-39..... Kearney, Neb.
 Thomas, Ryan, 2000-01..... St. Joseph, Mich.
 Thomas, Wilson, 2001-02..... Omaha, Neb.
 Thompson, John, 1941-42-43..... Lincoln, Neb.
 Thorbjarnarson, Thorir, 2018-19-20-21.....
Raykjavik, Iceland
 Thornton, Marcus, 2001..... Rochester, N.Y.
 Tipton, Milo, 1923-24-25..... Tabor, Iowa
 Tipton, Paul W., 1922..... Tabor, Iowa
 Tominaga, Keisei, 2022-23-24.....
Moriyama Nagoya Aichi, Japan
 Torrens, Lee, 1969-70..... Bellevue, Neb.
 Trueblood, Johnny, 2016-18-19..... Omaha, Neb.
 Truscott, Louis, 1999-2000..... Houston, Texas
 Tshimanga, Jordy, 2017-18..... Montreal, Quebec
 Turek, John, 2002-03-04-05..... Council Bluffs, Iowa
 Turner, Herschell, 1958-59-60..... Indianapolis, Ind.
 Tyrance, Jordan, 2012-13..... Lincoln, Neb.

U U U

Ubel, Brandon, 2010-11-12-13..... Overland Park, Kan.
 Underwood, Clinton, 1912-13..... Omaha, Neb.
 Usher, Willard O., 1923-24-25..... Omaha, Neb.

V V V

Vacanti, Charles, 1940..... Omaha, Neb.
 Van Poelgeest, Richard, 1987-88-89-90
Ryswijk, Netherlands
 Vance, Deak, 1986..... Muncie, Ind.
 Vedral, Noah, 2020..... Wahoo, Neb.
 Velander, Paul, 2007-08-09..... Blacksburg, Va.
 Verge Jr., Alonzo, 2022..... Chicago, Ill.
 Vick, Derrick, 1987-88..... Chicago, Ill.
 Vincent, William, 1962-63..... Omaha, Neb.
 Volz, Mathias G., 1923-24-25..... Omaha, Neb.
 Von Seggern, Dale, 1968-69-70..... Orchard, Neb.
 Vucetic, Sergej, 2013-14..... Vrbas, Serbia

W W W

Wagner, Robert, 1967-68..... Erie, Pa.
 Wahlquist, George, 1933-35-36..... Hastings, Neb.
 Wald, Tom, 1995-96..... Brooklyn Park, Minn.
 Walin, Elmer, 1961..... Lincoln, Neb.
 Walker, B.J., 2006..... Cincinnati, Ohio
 Walker, Caleb, 2011-12..... Hutchinson, Kan.
 Walker, Danny, 2000..... Los Angeles, Calif.
 Walker, Derrick, 2021-22-23..... Kansas City, Mo.
 Walker, G.E., 1899
 Walker, Marcus, 2006..... Kansas City, Mo.
 Wall, Jan, 1960-61..... Lincoln, Neb.
 Walsh, Larry, 1950..... Ponca, Neb.
 Walsh, Walter W., 1907-08-09..... Lincoln, Neb.

Walton, Kenny, 1981-82-83..... Indianapolis, Ind.
 Wampler, Lloyd, 1936..... Dorchester, Neb.
 Ward, Harrison, 1951..... Plainfield, Ind.
 Warfield, G.A., 1896
 Warren, (no first name), 1901
 Warren, Glen, 1921-22-23..... Lincoln, Neb.
 Waterman, R.L., 1900
 Watson Jr., Glynn, 2016-17-18-19..... Bellwood, Ill.
 Watters, F.E., 1911
 Watts, Randy, 1971-72..... Richmond, Ky.
 Webb, Coley, 1964-65-66..... Elkhart, Ind.
 Weber, Don, 1952-53-54..... Estherville, Iowa
 Webster, Kobe, 2021-22..... Indianapolis, Ind.
 Webster, Tai, 2014-15-16-17..... Auckland, New Zealand
 Wells, William, 1954-57..... West Baden, Ind.
 Werner, Alton, 1937-38-39..... Kansas City, Mo.
 Wertz, L.E., 1917
 West, Tim, 1980..... Urbana, Mo.
 Whitaker, Henry, 1934-35-36..... St. Joseph, Mo.
 White III, Andrew, 2016..... Richmond, Va.
 White, Anthony, 1984-85..... Wichita, Kan.
 White, Jamel, 2006..... Brooklyn, N.Y.
 Whitehead, Milton, 1948-49-50..... Scottsbluff, Neb.
 Wicklund, Andrew, 2008..... Colorado Springs, Colo.
 Widman, Harvey, 1934-35-36..... Mead, Neb.
 Wilbrand, Tony, 2003-04-05-06..... Alliance, Neb.
 Wilcher, C.J., 2022-23-24..... Plainfield, N.J.
 Wilkinson, Wes, 2003-04-05-06..... Grand Island, Neb.
 Williams, Brice, 2024..... Huntersville, N.C.
 Williams, Eric, 1980-81-83-84..... South Bend, Ind.
 Williams, Rodney, 1998..... Houston, Texas
 Willis, Stephen, 1975-76..... Indianapolis, Ind.
 Wilnes, Norman, 1950-51..... North Platte, Neb.
 Wilson, Dow, 1938..... Dow City, Iowa
 Wischmeier, B. Scott, 1932..... Turkey Creek, Neb.
 Witte, Willard, 1928-29-30..... Lincoln, Neb.
 Wood, Elijah, 2021..... Potomac, Md.
 Wood, Wilbur S., 1908-09-10..... Lincoln, Neb.
 Woolridge, Andre, 1993..... Omaha, Neb.
 Wortmann, Craig, 1999-2000..... Hartington, Neb.
 Wright, Earl, 1963-64..... Lincoln, Neb.
 Wyant, Harlan, 1924..... Newman Gro, Neb.

Y Y Y

Yaffee, Irvin, 1939-40..... Omaha, Neb.
 Yates, James, 1961-64..... Randolph, Iowa
 Young, Max, 1941-42-43..... Lincoln, Neb.



Wes Wilkinson led the Huskers with 11.9 points and averaged 6.2 rebounds and 1.9 blocks per game as a senior in 2005-06 to help the Huskers reach the NIT.

ALL-AMERICANS (8)

- 1913 Sam Carrier, Guard
- 1931 Don Maclay, Center
- 1933 Steve Hokuf, Guard
- 1936 George Wahlquist, Guard
- 1937 Robert Parsons, Guard
- 1952 James Buchanan, Guard
- 1959 Herschell Turner, Guard
- 1978 Carl McPipe, Center

FIRST-TEAM ALL-CONFERENCE (43)

Missouri Valley (10)

- 1909 W.W. Walsh, Forward
- 1910 H.O. Perry, Forward
- 1911 J.P. Gibson, Forward
- O.A. Frank, Guard
- 1913 Ross Haskell, Forward
- Sam Carrier, Guard
- 1919 Carl Jackson, Forward
- 1925 Orr Goodson, Center
- Mathias "Mutt" Volz, Guard
- 1927 Clark Smaha, Forward

Big Six (8)

- 1930 Don Maclay, Center
- 1931 Steve Hokuf, Guard
- 1933 Steve Hokuf, Guard
- 1936 George Wahlquist, Forward
- 1937 Robert Parsons, Guard
- 1938 Robert Parsons, Guard
- 1941 Sid Held, Guard
- Don Fitz, Guard

Big Seven (4)

- 1949 Claude Retherford, Guard
- Milton "Bus" Whitehead, Forward
- 1950 Milton "Bus" Whitehead, Forward
- 1952 James Buchanan, Guard

Big Eight (18)

- 1960 Herschell Turner, Guard
- 1966 Grant Simmons, Guard
- 1967 Stuart Lantz, Guard
- 1968 Stuart Lantz, Guard
- 1971 Marvin Stewart, Guard

- 1972 Chuck Jura, Center
- 1974 Jerry Fort, Guard
- 1975 Jerry Fort, Guard
- 1976 Jerry Fort, Guard
- 1978 Brian Banks, Guard
- 1980 Andre Smith, Center
- 1981 Andre Smith, Center
- 1982 Jack Moore, Guard
- 1984 Dave Hoppen, Center
- 1985 Dave Hoppen, Center
- 1986 Dave Hoppen, Center
- 1993 Eric Piatkowski, Guard
- 1994 Eric Piatkowski, Guard

Big 12 (3)

- 1998 Tyronn Lue, Guard
- 1999 Venson Hamilton, Center
- 2008 Aleks Maric, Center

Big Ten (2)

- 2014 Terran Petteway, Guard
- 2018 James Palmer Jr., Guard

JIMPHELAN NATIONAL COACH OF THE YEAR (2)

- 2014 Tim Miles
- 2024 Fred Hoiberg

CONFERENCE COACH OF THE YEAR (8)

Big Eight (6)

- 1966 Joe Cipriano (AP)
- 1978 Joe Cipriano (UPI)
- 1980 Moe Iba (AP/UPI)
- Joe Cipriano (UPI)
- 1981 Moe Iba (UPI)
- 1991 Danny Nee (AP/UPI)

Big Ten (2)

- 2014 Tim Miles (Coaches)
- 2024 Fred Hoiberg (Coaches/Media)

CONFERENCE PLAYER OF THE YEAR (2)

Big Eight (1)

- 1981 Andre Smith (AP/UPI)

Big 12 (1)

- 1999 Venson Hamilton (AP/Coaches)

BIG EIGHT FRESHMAN OF THE YEAR (1)

- 1993 Erick Strickland (AP/Coaches)

OLYMPIANS (6)

- 2012 Aleks Maric, Center (Australia)
- 2012 Ade Dagunduro, Guard (Nigeria)
- 2020 Keisei Tominaga, 3x3 (Japan)
- 2024 Jack McVeigh, Guard (Australia)
- 2024 Keisei Tominaga, Guard (Japan)
- 2024 Tyronn Lue, Assistant Coach (U.S., Gold)

WORLD UNIVERSITY GAMES (3)

- 1985 Dave Hoppen, Center (U.S., Silver)
- 1993 Eric Piatkowski, Guard (U.S., Gold)
- 2017 Jack McVeigh, Forward (Australia)

FIBA WORLD CUP (6)

- 1954 Bill Johnson, Forward (U.S., Gold)
- 2014 Tai Webster, Guard (New Zealand)
- 2014 Jorge Brian Diaz, Center (Puerto Rico)
- 2019 Tai Webster, Guard (New Zealand)
- 2019 Jorge Brian Diaz, Center (Puerto Rico)
- 2023 Keisei Tominaga, Guard (Japan)

22 & UNDER WORLD CHAMPIONSHIPS (1)

- 1997 Tyronn Lue, Guard (U.S., Fifth)

21 & UNDER WORLD CHAMPIONSHIPS (1)

- 2005 Aleks Maric, Center (Australia, Fourth)

U.S. OLYMPIC FESTIVAL (3)

- 1983 Dave Hoppen, Center (Bronze)
- Moe Iba, Coach, North (Bronze)
- 1991 Eric Piatkowski, Guard (Gold)


Note: Piatkowski was named to the 1991 U.S. Olympic Festival All-Tournament Team.

NABC ALL-STAR GAME (7)

- 1972 Chuck Jura, Center
- 1991 Rich King, Center
- 1994 Eric Piatkowski, Guard
- 2008 Aleks Maric, Center
- 2015 Tim Miles, Coach
- 2019 James Palmer Jr., Guard
- 2023 Derrick Walker, Forward
- 2024 Keisei Tominaga, Forward



After earning all-league honors as a junior, Tyronn Lue was a first-round NBA selection in 1998. During his collegiate career, he helped Nebraska to three postseason appearances and finished eighth in school history in scoring.



Bill Johnson won a gold medal for the United States at the 1954 FIBA World Championships (now called the FIBA World Cup) in Rio de Janeiro, Brazil. Johnson averaged 9.5 rebounds per game during his three-year career at Nebraska.



Danny Nee is the winningest coach in Nebraska history with 254 career victories over 14 seasons. A 2009 Nebraska Basketball Hall of Fame inductee, Nee was the Big Eight Coach of the Year in 1991 after leading NU to a school-record 26 victories.

**COLLEGE SPORTS
 COMMUNICATORS ACADEMIC
 ALL-AMERICANS (9)**

- 1972 Chuck Jura, 3rd team
- 1978 Curt Hedberg, 5th team
- 1981 Jack Moore, 2nd team
- 1984 John Matzke, 2nd team
- 1989 Beau Reid, 3rd team
- 1991 Beau Reid, 3rd team
- 2015 Shavon Shields, 1st team
- 2016 Shavon Shields, 1st team
- 2021 Kobe Webster, 3rd team

**POSTGRADUATE SCHOLARS
 NCAA (5)**

- 1972 Al Nissen
- 1986 John Matzke
- 1987 Bill Jackman
- 1991 Beau Reid
- 2006 Bronsen Schliep

Big Eight (1)

- 1976 Kent Reckaway

Big 12 (1)

- 2006 Bronsen Schliep

BIG TEN MEDAL OF HONOR (1)

- 2016 Shavon Shields

**NEBRASKA MALE STUDENT-
 ATHLETE OF THE YEAR (1)**

- 2016 Shavon Shields

ACADEMIC ALL-CONFERENCE (101)

Big Eight (25)

- 1966 Grant Simmons, Guard
- 1972 Chuck Jura, Center
- 1974 Tom Novak, Guard
- 1975 Larry Cox, Forward/Center
- 1976 Larry Cox, Forward/Center
- 1978 Curt Hedberg, Forward
- 1979 Curt Hedberg, Forward
- 1980 Jack Moore, Guard
- 1981 Jack Moore, Guard
- 1982 Jack Moore, Guard
- 1984 John Matzke, Forward
- 1985 John Matzke, Forward
- 1986 John Matzke, Forward
- 1987 Brian Carr, Guard
- 1988 Bill Jackman, Forward
- 1988 Henry T. Buchanan, Guard
- 1989 Beau Reid, Forward
- 1990 Rich King, Center
- 1991 Beau Reid, Forward
- 1992 Bruce Chubick, Forward
- 1993 Bruce Chubick, Forward
- 1994 Bruce Chubick, Forward
- 1995 Jason Glock, Guard

Big 12 (28)

- 1996 Leif Nelson, Center
- Erick Strickland, Guard
- 1997 Andy Markowski, Forward
- 1998 Andy Markowski, Forward
- 1999 Andy Markowski, Forward
- 2002 Cary Cochran, Guard
- Brian Conklin, Forward
- 2003 John Turek, Forward
- 2004 Adam Bohac, Guard



Shavon Shields was a two-time CoSIDA Academic All-American and was Nebraska's Big Ten Medal of Honor winner in 2016.

- Brian Conklin, Forward
- Jason Dourisseau, Guard
- Jake Muhleisen, Guard
- 2013 John Turek, Forward
- Tony Wilbrand, Center
- 2005 Jason Dourisseau, Guard
- Jake Muhleisen, Guard
- Bronsen Schliep, Forward
- John Turek, Forward
- 2014 Tony Wilbrand, Center
- Jason Dourisseau, Guard
- 2015 Bronsen Schliep, Forward
- Tony Wilbrand, Center
- 2016 Paul Velander, Guard
- 2017 Paul Velander, Guard
- 2018 Paul Velander, Guard
- Nick Krenk, Guard
- 2011 Brandon Ubel, Forward
- Ray Gallegos, Guard

Big Ten (48)

- 2012 Mike Fox, Forward
- Kye Kurkowski, Forward
- Trevor Menke, Guard

- Christopher Niemann, Center
- Brandon Ubel, Forward
- 2013 Kye Kurkowski, Forward
- Brandon Ubel, Forward
- Trevor Menke, Guard
- 2014 Kye Kurkowski, Forward
- Trevor Menke, Guard
- Shavon Shields, Forward
- 2015 Nick Fuller, Guard/Forward
- Kye Kurkowski, Forward
- Trevor Menke, Guard
- Shavon Shields, Forward
- Leslee Smith, Forward
- 2016 Shavon Shields, Forward
- 2017 Tanner Borchardt, Forward
- Nick Fuller, Forward
- Michael Jacobson, Forward
- 2018 Tanner Borchardt, Forward
- Johnny Trueblood, Guard
- 2019 Tanner Borchardt, Forward
- Justin Costello, Guard
- Thorir Thorbjarnarson, Guard
- Johnny Trueblood, Guard
- 2020 Thorir Thorbjarnarson, Guard

- 2021 Jace Piatkowski, Guard
- Bret Porter, Forward
- Thorir Thorbjarnarson, Guard
- Derrick Walker, Forward
- 2022 Chris McGraw, Guard
- Jace Piatkowski, Guard
- Derrick Walker, Forward
- Kobe Webster, Guard
- 2023 Wilhelm Breidenbach, Forward
- Denim Dawson, Guard
- Sam Hoiberg, Guard
- Oleg Kojenets, Forward
- Keisei Tominaga, Guard
- C.J. Wilcher, Guard
- 2024 Henry Burt, Forward
- Jeffrey Grace III, Guard
- Sam Hoiberg, Guard
- Cale Jacobsen, Guard
- Jamarques Lawrence, Guard
- Keisei Tominaga, Guard
- C.J. Wilcher, Guard

NOTE: No team selected from 1967 to 1971.



1. DAVE HOPPEN – 2,167 POINTS

6-11, 235, C, 1983-86, Omaha, Neb. (Benson)

Three-time All-Big Eight center Dave Hoppen finished his career as Nebraska's all-time leading scorer with 2,167 points. Hoppen, whose four-year collegiate career was cut short by a knee injury in a game at Colorado, Feb. 1, 1986, broke or tied 19 Nebraska records and five Big Eight marks during his standout career. A native of Omaha, Neb., Hoppen was the first player in Husker basketball history to have his jersey number (42) retired.



Originally drafted by the NBA's Atlanta Hawks in the third round of the 1986 draft, he played with both Charlotte and Philadelphia, and a stint in the CBA. Hoppen was inducted into the Nebraska Basketball Hall of Fame in 1996 and Nebraska Athletics Hall of Fame in 2017.

Season	G-GS	FG-FGA	Pct.	FT-FTA	Pct.	Reb.-Avg.	TP-Avg.
1982-83	32-32	163-311	.524	119-159	.784	161-5.0	445-13.9
1983-84	30-30	220-367	.599	158-208	.760	207-6.9	598-19.9
1984-85	30-30	270-418	.646	164-210	.781	258-8.6	704-23.5
1985-86	19-19	151-245	.616	118-147	.803	147-7.7	420-22.1
Totals	111-111	1,804-1,341	.600	559-724	.772	773-7.0	2,167-19.5

2. ERIC PIATKOWSKI – 1,934 POINTS

6-7, 215, F, 1991-94, Rapid City, S.D. (Stevens)

One of only two players in school history to play on four consecutive NCAA Tournament teams, Eric Piatkowski finished his career as the second-leading scorer in school history with 1,934 points. The Most Valuable Player in the 1994 Phillips 66 Big Eight Tournament, Piatkowski had a school and tournament-record 42-point outburst in Nebraska's first-round victory over Oklahoma. A two-time, first-team All-Big Eight pick, Piatkowski averaged 21.5 points in his final season as a Husker, and became the first player in school history to score 1,900 points (1,934), grab 600 rebounds (669) and dish out 300 assists (322). A first-round draft pick of the NBA's Indiana Pacers, Piatkowski's draft rights were then traded to the Los Angeles Clippers, who he played with for eight seasons. He also played with the Houston Rockets, Chicago Bulls and Phoenix Suns. Piatkowski's No. 52 jersey was retired by the Huskers in 2006, the same year he was inducted into the Nebraska Basketball Hall of Fame.



Season	G-GS	FG-FGA	Pct.	3Pt FG	Pct.	FT-FTA	Pct.	Reb.-Avg.	Pts.-Avg.
1990-91	34-1	128-275	.465	44-127	.346	72-86	.837	125-3.7	372-10.9
1991-92	29-28	144-338	.426	47-136	.346	79-109	.725	184-6.3	414-14.3
1992-93	30-30	178-367	.485	48-129	.372	98-129	.760	171-5.7	502-16.7
1993-94	30-30	226-456	.496	63-172	.366	131-165	.794	189-6.3	646-21.5
Totals	123-89	676-1,436	.471	202-564	.358	380-489	.777	669-5.4	1,934-15.7

3. JERRY FORT – 1,882 POINTS

6-3, 170, G, 1973-76, Chicago, Ill. (Franciscan)

The first Husker basketball player to earn All-Big Eight honors for three straight seasons, Jerry Fort finished his career with 1,882 points – a record that stood for nine seasons, until Dave Hoppen broke it on Dec. 15, 1985. Fort was a third-round draft pick of the Boston Celtics following his senior season. He scored a then-school-record 40 points against Missouri as a junior. Fort was inducted into the Nebraska Basketball Hall of Fame in 1991.



Season	G-GS	FG-FGA	Pct.	FT-FTA	Pct.	Reb.-Avg.	TP-Avg.
1972-73	26-18	151-349	.433	74-104	.712	106-4.0	376-14.5
1973-74	26-26	207-484	.428	54-88	.614	110-4.2	468-18.0
1974-75	26-26	218-508	.429	89-138	.645	91-3.5	525-20.2
1975-76	27-27	201-452	.445	111-156	.712	87-3.2	513-19.0
Totals	105-97	777-1,793	.433	328-486	.675	394-3.8	1,882-17.9

4. ANDRE SMITH – 1,717 POINTS

6-7, 215, C/F, 1978-81, Chicago, Ill. (Kennedy)

Andre Smith closed his brilliant four-year career in 1980-81 when he led the Big Eight Conference in scoring with a 19.5 average in league-only games. Smith was named the conference's player of the year for his efforts – the only Husker to earn that honor in the Big Eight era. Smith was also a two-time all-conference selection. He scored 1,717 points and grabbed 753 rebounds during his Husker career and was chosen in the seventh round of the 1981 NBA Draft by the Cleveland Cavaliers. He was inducted into the Nebraska Basketball Hall of Fame in 1994. He passed away in March of 2023.



Season	G-GS	FG-FGA	Pct.	FT-FTA	Pct.	Reb.-Avg.	TP-Avg.
1977-78	30-2	105-190	.533	68-111	.613	144-4.8	278-9.3
1978-79	27-27	146-256	.570	72-110	.655	186-6.9	364-13.5
1979-80	31-31	237-388	.610	126-189	.670	251-8.1	600-19.4
1980-81	26-26	185-314	.589	105-152	.691	172-6.6	475-18.3
Totals	114-86	673-1,148	.586	371-562	.660	753-6.6	1,717-15.1

T5. ALEKS MARIC – 1,630 POINTS

6-11, 275, C, 2005-08, Sydney, Australia

(Life Center (N.J.)/Australian Institute for Sport)

Aleks Maric was one of the most dominant big men in the first 12 years of the Big 12 era. The Aussie was a first-team All-Big 12 selection by the Associated Press as a senior and a two-time second-team pick by the coaches. During his senior year, he became only the third player in league history to record at least 1,500 points and 1,000 rebounds in a career. Maric tied the school single-season record with 335 boards as a senior in 2007-08. Maric led NU and ranked in the top seven in the league in scoring, rebounding, field-goal percentage and blocked shots as a senior. He finished his career tying or breaking 19 Nebraska and Big 12 Conference records. After declaring for the NBA Draft following his sophomore season, Maric withdrew and returned to Nebraska where he became just the ninth player in program history to reach 1,000 points before the start of his senior campaign. He played overseas following his Husker career for nearly a decade and was an All-Euroleague first-team selection in 2010. In 2011, he helped Panathinaikos win a Euroleague title and represented Australia in the 2012 Olympics.



Season	G-GS	FG-FGA	Pct.	3Pt FG	Pct.	FT-FTA	Pct.	Reb.-Avg.	Pts.-Avg.
2004-05	27-10	79-165	.479	0-2	.000	58-81	.716	169-6.3	216-8.0
2005-06	31-26	116-246	.472	0-0	.000	107-175	.611	251-8.1	339-10.9
2006-07	30-30	203-359	.565	3-10	.300	147-216	.681	260-8.7	556-18.5
2007-08	33-33	191-332	.575	1-6	.167	136-207	.657	335-10.2	519-15.7
Totals	121-99	589-1,102	.534	4-18	.222	448-679	.660	1,015-8.4	1,630-13.5

T5. SHAVON SHIELDS – 1,630 POINTS

6-7, 225, G/F, 2013-16, Olathe, Kan. (Northwest)

One of the most accomplished student-athletes in program history, Shavon Shields left his mark in the Husker program. One of five players in school history with 1,500 points and 600 rebounds, Shields finished his career in the top 10 in six categories, including points, field goals and free throws made. As a senior, he earned second-team All-Big Ten honors, averaging 16.8 points, 5.1 rebounds and 2.7 assists per game. A two-time All-Big Ten performer, Shields is third in school history with 112 starts. In the classroom, Shields was a two-time first-team Academic All-American (2015-16) and was chosen as Nebraska's Male Student-Athlete of the Year in 2016. He will play in Milan in 2024-25 after earning second-team All-Euroleague honors in 2022. He also helped Baskonia to the 2020 ACB Spanish League title.




Season	G-GS	FG-FGA	Pct.	3FG-Att.	Pct.	FT-FTA	Pct.	Reb.-Avg.	Pts.-Avg.
2012-13	28-19	89-189	.471	14-39	.359	48-71	.676	144-5.1	240-8.6
2013-14	32-32	131-296	.443	18-57	.316	129-179	.721	184-5.8	409-12.8
2014-15	31-31	161-366	.440	17-87	.195	139-168	.827	186-6.0	478-15.4
2015-16	30-30	181-385	.470	28-77	.364	113-147	.769	153-5.5	503-16.8
TOTAL	121-112	562-1,236	.455	77-260	.296	429-565	.759	667-5.5	1,630-13.5

7. JARON BOONE – 1,609 POINTS

6-6, 195, G, 1993-96, Salt Lake City, Utah (Skyline)

Jaron Boone played in 127 games and started 102 to rank third and fourth, respectively, in school history. Boone became the 17th player in school history to reach 1,000 points, but just the fifth to do so before completing his junior season. Boone earned second-team All-Big Eight honors as a junior and helped Nebraska to the NIT championship his senior year. Boone's 559 points in his junior season is the seventh-highest single-season output in school history. Boone scored at least 20 points 18 times in his career and ranks among the school leaders in 3-point shots made (fifth, 181) and attempted (sixth, 501), assists (third, 446) and minutes (fourth, 3,624).




Season	G-GS	FG-FGA	Pct.	3Pt FG	Pct.	FT-FTA	Pct.	Reb.-Avg.	Pts.-Avg.
1992-93	31-8	76-185	.411	17-57	.298	46-56	.821	72-2.3	215-6.9
1993-94	30-28	138-290	.476	35-95	.368	55-78	.705	78-2.6	366-12.2
1994-95	32-32	199-455	.437	70-182	.385	91-134	.679	106-3.3	559-17.5
1995-96	34-34	162-397	.408	59-167	.353	86-123	.699	92-2.7	469-13.8
Totals	127-102	575-1,327	.433	184-501	.367	274-387	.708	348-2.7	1,609-12.7

8. ERICK STRICKLAND – 1,586 POINTS

6-3, 210, G, 1993-96, Bellevue, Neb. (West)

One of three 1,000-point scorers on the 1995-96 team, Erick Strickland finished his career with 1,586 points. Strickland was a second-team all-conference selection as a senior when he led the team in scoring (14.7) and was named the MVP of the NIT. Strickland played in 127 career games, tied for fourth in school history, and started 84. A three-time member of the Big Eight All-Defensive Team, he is second in steals at NU with 257. Strickland ranks sixth in 3-point field goals made (179), fifth in 3-point field goal attempts (512) and fifth in assists (414). He spent nine years in the NBA, including four with the Dallas Mavericks and two with the Milwaukee Bucks. He was inducted into the Nebraska Basketball Hall of Fame in 2009.




Season	G-GS	FG-FGA	Pct.	3FG-Att.	Pct.	FT-FTA	Pct.	Reb.-Avg.	Pts.-Avg.
1992-93	31-6	84-185	.454	32-88	.364	43-59	.729	63-2.0	243-7.8
1993-94	30-13	102-241	.423	41-117	.350	77-95	.811	103-3.4	322-10.7
1994-95	31-31	175-394	.444	54-160	.338	101-139	.727	167-5.4	505-16.3
1995-96	35-34	174-399	.436	52-148	.351	116-141	.823	170-4.9	516-14.7
Totals	127-84	535-1,219	.439	179-512	.350	337-434	.776	503-4.0	1,586-12.5

9. TYRONN LUE – 1,577 POINTS

6-0, 175, G, 1996-98, Mexico, Mo. (Raytown)

Tyronn Lue became one of the few Huskers to eclipse the 1,000-point mark by early in his junior season. He finished his career with 1,577 points before turning pro a year early. Lue was a first-round NBA draft pick of the Denver Nuggets before being traded on draft night to the Los Angeles Lakers where he won a pair of NBA titles. He also played for the Washington Wizards, Orlando Magic, Houston Rockets, Atlanta Hawks, Dallas Mavericks and Milwaukee Bucks. Lue ranks in the top 10 in 13 Husker career categories, including assists (fourth, 432), 3-pointers (10th, 145) and steals (eighth, 154). Lue started 96 of 99 games in his Husker career and led NU to three straight postseason appearances, including an NCAA berth in 1998. A 2013 inductee into the Nebraska Basketball Hall of Fame, Lue was named head coach of the Cleveland Cavaliers on Jan. 22, 2016. In his first season, he guided the Cavs to the first NBA title in franchise history, as Cleveland overcame a 3-1 deficit against Golden State in the NBA Finals. Lue, who coached the Cavs to three NBA Finals appearances in his tenure, is one of only 14 individuals in NBA history to win a title as both a player and head coach. He became the fourth Husker to have his jersey retired when he was honored on Feb. 2, 2017. He guided the Los Angeles Clippers to the 2021 Western Conference Finals in his first season with the franchise and served as an assistant coach for Team USA at the 2023 FIBA World Cup and 2024 Paris Olympics.




Season	G-GS	FG-FGA	Pct.	3FG-Att.	Pct.	FT-FTA	Pct.	Reb.-Avg.	Pts.-Avg.
1995-96	35-34	105-232	.453	20-61	.328	66-96	.688	106-3.0	296-8.5
1996-97	32-30	215-476	.452	47-137	.343	126-155	.813	93-2.9	603-18.8
1997-98	32-32	240-547	.439	78-209	.373	120-145	.828	137-4.3	678-21.2
Totals	99-96	560-1,255	.446	145-407	.356	312-396	.788	336-3.4	1,577-15.9

10. COOKIE BELCHER – 1,552 POINTS

6-4, 205, G, 1997-2001, Mexico, Mo. (Mexico)

During the 1999 season, Cookie Belcher became the 21st player in school history to join the Huskers' 1,000-point club. With another stellar campaign in 2001, he moved into the Huskers' all-time top 10, finishing his career with 1,552 points. He was just the eighth player in NU history to reach 1,000 points before the start of his senior season. Belcher made a strong mark on the Husker record books in other areas. He owns the Nebraska game, season and career records for steals and is fifth in NCAA history with 353 steals. He also ranks in the top 10 on NU's career 3-point (ninth, 146) and assist lists (second, 477) and owns the school records for most career starts (129) in school history. He enjoyed a successful professional career in Italy, Israel and Greece and joined the coaching staff of the Los Angeles Clippers in 2021 and promoted to assistant coach in 2023.



Season	G-GS	FG-FGA	Pct.	3FG-Att.	Pct.	FT-FTA	Pct.	Reb.-Avg.	Pts.-Avg.
1996-97	33-33	117-256	.457	30-76	.395	41-83	.494	126-3.8	305-9.2
1997-98	32-32	135-305	.443	29-102	.284	55-87	.632	126-3.9	354-11.1
1998-99	32-32	137-320	.428	39-128	.305	64-102	.627	107-3.3	377-11.8
1999-00	4-2	10-16	.625	0-1	.000	4-7	.571	15-3.8	24-6.0
2000-01	30-30	177-394	.449	48-143	.336	90-121	.744	152-5.1	492-16.4
Totals	131-129	576-1,291	.446	146-450	.324	255-400	.638	526-4.0	1,552-11.9

11. GLYNN WATSON JR. – 1,532 POINTS

G, 2016-2019, Bellwood, Ill. (Westchester St. Joseph)

A four-year starter in the Husker backcourt, Watson went over 1,000 career points late in the 2018-19 season and guided Nebraska to consecutive postseason appearances in 2018 and 2019. The Bellwood, Ill., native was Nebraska's all-time leader in games played with 134 and finished in the top-10 in starts (113, second), 3-pointers (184, fourth), steals (177, fourth) and assists (382, seventh). He enjoyed a stellar senior season, setting career highs in scoring, rebounding and 3-point percentage as the Huskers won 19 games and advanced to the second round of the NIT. As a junior, Watson helped Nebraska to a 22-11 record and a school-record 13 Big Ten wins, as the Huskers finished tied for fourth in the conference standings. During his sophomore campaign, Watson averaged 13.0 points per game, including a career-high 34 point performance in a win over Iowa. He is currently playing in France after stints in Greece, Iceland, Poland, Lithuania and Germany.




Season	G-GS	FG-FGA	Pct.	3FG-Att.	Pct.	FT-FTA	Pct.	Reb.-Avg.	Pts.-Avg.
2015-16	34-16	115-296	.389	20-75	.267	42-53	.792	63-1.9	292-8.6
2016-17	31-29	144-345	.417	48-121	.397	68-84	.810	93-3.0	404-13.0
2017-18	33-32	120-346	.347	34-117	.291	71-91	.780	110-3.3	345-10.5
2018-19	36-36	178-430	.414	82-214	.383	53-67	.791	148-4.1	491-13.6
Totals	134-113	557-1,417	.393	184-527	.349	234-295	.793	414-3.1	1,532-11.4

12. RICH KING – 1,475 POINTS

7-2, 260, C, 1988-91, Omaha, Neb. (Burke)

The tallest player in Nebraska history at 7-2, Rich King finished his career with 1,475 points and then-school records for blocked shots (183) and games played (124). King had a big hand in the Huskers' record-breaking 26-8 campaign in 1990-91, as he led the team in scoring (15.5 ppg) and rebounding (8.1 rpg) en route to honorable-mention All-America honors from both AP and UPI. A first-round draft pick of the Seattle SuperSonics in the 1991 NBA Draft, King tied Jerry Fort's then-school single-game scoring record with a 40-point outburst against Northern Illinois, Feb. 18, 1991. He was inducted into the Nebraska Basketball Hall of Fame in 2001.




Season	G-GS	FG-FGA	Pct.	3FG-Att.	Pct.	FT-FTA	Pct.	Reb.-Avg.	Pts.-Avg.
1987-88	29-5	56-108	.519	0-0	---	24-34	.706	84-2.9	136-4.7
1988-89	33-22	136-235	.579	0-0	---	91-139	.655	195-5.9	363-11.0
1989-90	28-21	170-305	.557	0-0	---	110-158	.696	208-7.4	450-16.1
1990-91	34-27	202-352	.574	2-5	.400	120-179	.670	274-8.1	526-15.5
Totals	124-75	564-1,000	.564	2-5	.400	345-510	.676	761-6.1	1,475-11.9

13. VENSON HAMILTON – 1,416 POINTS

6-10, 240, C, 1996-99, Forest City, N.C. (Oak Hill Academy)

One of two Huskers to reach the 1,000-point plateau in 1998-99, Venson Hamilton was a four-year standout for Coach Danny Nee. Hamilton finished his career with 1,416 points and ranks 12th on NU's all-time scoring list. His senior season was one of the finest campaigns in school history. For his efforts, Hamilton earned Big 12 Player-of-the-Year honors, the first Husker since 1981 to capture the league honor. Hamilton still owns NU records for rebounds (1,080) and blocked shots (241) and is fourth in games played (129). Hamilton was just the fourth player all-time among Big 12 schools to score 1,000 points, grab 1,000 rebounds and block 200 shots in his collegiate career. He was a second-round draft pick of the Houston Rockets in 1999, and enjoyed a successful professional career in Europe and Morocco.



Season	G-GS	FG-FGA	Pct.	3FG-Att.	Pct.	FT-FTA	Pct.	Reb.-Avg.	Pts.-Avg.
1995-96	32-1	71-130	.546	0-1	.000	54-100	.540	161-5.0	196-6.1
1996-97	32-25	124-215	.577	0-0	---	96-148	.649	269-8.4	344-10.8
1997-98	32-30	139-269	.517	0-0	---	80-144	.556	315-9.8	358-11.2
1998-99	33-32	194-388	.500	0-1	.000	130-198	.657	335-10.2	518-15.7
Totals	129-88	528-1,002	.527	0-2	.000	360-590	.610	1,080-8.4	1,416-11.0

14. CARL MCPPIPE – 1,300 POINTS

6-8, 225, C, 1976-79, Hammond, Ind. (Technical)

One-half of the "Hammond Hustlers" (Brian Banks was the other), 'Pipe' and 'BB' provided Nebraska with a great four-year, one-two punch. McPipe, a three-year starter, finished his career with 1,300 points. As a junior, McPipe earned USBWA District V honors and was one of 12 starters designated as an All-American by the Citizens Savings Athletic Foundation. In his final year in





a Husker uniform, McPipe was a repeat pick on the USBWA team and a fifth-round draft selection of the Philadelphia 76ers.

Season	G-GS	FG-FGA	Pct.	FT-FTA	.Pct	Reb.-Avg.	TP-Avg.
1975-76	20-1	25-67	.373	16-22	.727	58-2.9	66-3.3
1976-77	29-29	183-376	.487	74-108	.685	241-8.3	440-15.2
1977-78	29-29	190-357	.532	65-97	.670	228-7.9	445-15.3
1978-79	26-26	148-326	.454	53-90	.589	196-7.5	349-13.4
Totals	104-85	546-1,126	.485	208-317	.656	723-7.0	1,300-12.5

15. TOM BAACK – 1,299 POINTS
6-5, 192, F, 1966-68, Fort Wayne, Ind. (Concordia)

Tom Baack, a 1995 Nebraska Hall of Fame inductee, finished his career with 1,299 points, a figure that stood as the school record until guard Jerry Fort came along 10 years later. Baack played on three straight winning NU teams from 1965 through 1968, and helped the Huskers to an NIT appearance in 1966-67—NU’s first-ever bid to the nation’s oldest postseason tournament. Known for his satin-smooth jump shot, Baack had a 17.3 points-per-game average for his career, which still ranks fifth in school history. Baack served as an assistant at Nebraska for eight seasons after his playing days. He was selected in the 10th round of the 1968 NBA Draft by the Detroit Pistons.



Season	G-GS	FG-FGA	Pct.	FT-FTA	.Pct	Reb.-Avg.	TP-Avg.
1965-66	25	147-325	.542	92-108	.852	106-4.2	386-15.4
1966-67	25	188-401	.469	73-90	.811	152-6.1	449-18.0
1967-68	25	191-412	.466	82-99	.828	134-5.4	464-18.6
Totals	75	526-1,138	.462	247-297	.832	392-5.2	1,299-17.3

16. JAMES PALMER JR. – 1,276 POINTS
6-6, 207, G, 2018-19, Upper Marlboro, Md. (St. John’s Collegiate/Miami)

One of the most prolific scorers in school history, James Palmer Jr. guided the Huskers to 41 wins and back-to-back NIT appearances his NU career. Palmer averaged 18.5 points per game in his two seasons at NU, while his 1,276 points at NU were the most by a two-year player. As a senior, he averaged 19.7 points, 4.2 rebounds, 3.0 assists and 1.4 steals per game to earn all-district and All-Big Ten honors. He was third in the Big Ten in scoring and fourth in steals and set school single-season marks for points (708), free throws attempted (282), free throws made (215) and minutes (1,269). He had 18 20-point games as a senior, including a 34-point effort against Rutgers in the Big Ten Tournament. Palmer burst on the scene as a junior, averaging 17.2 points, 4.4 rebounds and 3.0 assists per game, ranking in the top five in scoring and among the team leaders in both rebounds and assists to garner first-team all-Big Ten honors. Palmer is playing in Turkey after two years in the NBA G League and in France.



Season	G-GS	FG-FGA	Pct.	3FG-Att.	Pct.	FT-FTA	.Pct	Reb.-Avg.	Pts.-Avg.
2017-18	33-33	181-408	.444	43-139	.309	163-221	.738	144-4.4	568-17.2
2018-19	36-36	213-578	.369	67-214	.313	215-282	.762	150-4.2	708-19.7
Totals	69-69	394-986	.400	110-353	.312	378-503	.751	294-4.3	1276-18.5

17. STUART LANTZ – 1,269 POINTS
6-3, 175, G, 1966-68, Uniontown, Pa.

Stuart Lantz teamed with Tom Baack to give Nebraska a potent one-two offensive punch. Lantz finished his career with 1,269 points and 571 rebounds. A two-time All-Big Eight pick, Lantz went on to play eight years in the NBA with four teams (San Diego/Houston Rockets, Detroit Pistons, New Orleans Jazz, Los Angeles Lakers). A charter member of the Nebraska Basketball Hall of Fame, Lantz had his jersey (No. 22) retired at Nebraska on Oct. 17, 1989. He has been the Lakers’ television color commentator since 1987.



Season	G-GS	FG-FGA	Pct.	FT-FTA	.Pct	Reb.-Avg.	TP-Avg.
1965-66	25	125-290	.431	56-85	.659	199-8.0	306-12.2
1966-67	25	190-368	.516	101-129	.783	193-7.7	481-19.2
1967-68	25	173-349	.495	136-181	.757	179-7.2	482-19.2
Totals	75	488-1,007	.485	293-395	.742	571-7.6	1,269-16.9

18. CHUCK JURA – 1,255 POINTS
6-10, 220, C, 1970-72, Schuyler, Neb.

One of the top all-around centers in Nebraska history, Chuck Jura’s 1,255 points rank 18th on the school’s all-time list. Jura earned All-Big Eight honors as a senior and was an academic All-Big Eight choice. One of only six players in NU history to average more than 20 points in a season (21.2), Jura ranks seventh on the rebounding chart (740) and his 11.7 rebounds per game (305 total) in his final season is still an NU single-season record. Like Lantz, Jura was a charter member of the Nebraska Basketball Hall of Fame. A third-round NBA draft pick by the Chicago Bulls, Jura played professional basketball in Europe for several seasons.




Season	G-GS	FG-FGA	Pct.	FT-FTA	.Pct	Reb.-Avg.	TP-Avg.
1969-70	25	99-205	.483	51-86	.593	192-7.7	249-9.9
1970-71	26	181-306	.592	93-160	.594	243-9.3	455-17.5
1971-72	26	220-399	.551	111-181	.613	305-11.7	551-21.2
Totals	77	500-910	.549	255-427	.597	740-9.6	1,255-16.3

19. LARRY FLORENCE – 1,223 POINTS
6-5, 220, F, 1997-2000, Phenix City, Ala.

Forward Larry Florence surpassed the 1,000-point milestone midway through the 1999-2000 season. Florence ranks fifth at Nebraska in career starts (105) and is tied for 13th in games played (123). A four-year starter, Florence was Nebraska’s captain as a senior and led the Huskers in scoring at 13.0 points per game. In his senior season, Florence earned honorable-mention All-Big 12 honors from the league’s coaches. Florence also earned the reputation as a strong defender and a hard worker in the weight room. He was named the Husker Power Male Athlete of the Year for all sports in 1999 and was a three-time men’s basketball lifter of the year.



Season	G-GS	FG-FGA	Pct.	3FG-Att.	Pct.	FT-FTA	.Pct	Reb.-Avg.	Pts.-Avg.
1996-97	30-29	92-240	.383	1-7	.143	41-58	.707	113-3.8	226-7.5
1997-98	30-19	115-259	.444	1-5	.200	37-63	.587	110-3.7	268-8.9
1998-99	33-27	133-262	.508	1-4	.250	73-99	.737	135-4.1	340-10.3
1999-00	30-30	156-389	.401	8-32	.250	69-105	.657	161-5.4	389-13.0
Totals	123-105	496-1,150	.431	11-48	.229	220-325	.677	519-4.2	1,223-9.9



Larry Florence was a four-year starter who helped Nebraska to three postseason appearances during his Husker career. Florence’s 105 starts at Nebraska ranks fourth in school history.

N 2024-25 NEBRASKA BASKETBALL HUSKER 1,000-POINT SCORERS

20. JACK MOORE – 1,204 POINTS

5-9, 165, G, 1979-82, Muncie, Ind. (Central)

Jack Moore will long be remembered by Husker faithful for his gummy play on the basketball court. He was honored with the 1982 Francis Pomeroy-Naismith Award, which was presented annually to the nation's top player under 6-feet tall until 2014. During his four-year career, Moore scored 1,204 points, and shot .901 from the free-throw line – among the all-time best career marks in NCAA Division I history. Moore's .901 free-throw percentage broke the Big Eight record for career marksmanship, which had been held by his coach, Moe Iba. A consensus All-Big Eight selection as a senior, Moore was the first Husker eager to earn first-team academic All-Big Eight honors for three straight seasons, and his 382 career assists ties for seventh on NU's all-time chart. Nebraska's MVP Award is named in honor of Moore, who was killed in a March 1984 plane crash. Moore was inducted into the Nebraska Basketball Hall of Fame in 1993.




Season	G-GS	FG-FGA	Pct.	FT-FTA	.Pct	Reb.-Avg.	TP-Avg.
1978-79	20-0	21-61	.344	21-25	.840	19-1.0	63-3.2
1979-80	31-30	137-291	.471	184-211	.872	53-1.7	458-14.8
1980-81	27-27	111-221	.502	118-128	.922	54-2.0	340-12.6
1981-82	27-27	110-257	.428	123-131	.939	58-2.1	343-12.7
Totals	105-84	379-830	.457	446-495	.901	184-1.8	1,204-11.5

21. BRIAN CARR – 1,182 POINTS

6-0, 165, G, 1984-87, Muncie, Ind. (Burriss)

Brian Carr is the only player in Nebraska history to score 1,000 points and collect more than 600 assists in a career. Carr, who finished his four-year career with 14 Nebraska school records, scored 1,182 points and collected 682 assists. The 682 assists ranked as the third-best total in Big Eight history, behind only former Kansas stars Cedric Hunter and Jacque Vaughn. Carr also ranks second in career minutes played at NU. A second-team All-Big Eight selection as a senior (UPI), Carr was a two-time, first-team academic All-Big Eight performer. Carr was inducted into the Nebraska Basketball Hall of Fame in 2001.



Season	G-GS	FG-FGA	Pct.	3FG-Att.	Pct.	FT-FTA	.Pct.	Reb.-Avg.	Pts.-Avg.
1983-84	30-0	59-114	.518	---	.000	19-32	.594	22-0.7	137-4.6
1984-85	30-30	118-210	.562	---	.000	48-58	.828	58-1.9	284-9.5
1985-86	30-30	139-293	.464	---	.000	79-93	.849	51-1.7	357-11.9
1986-87	33-33	131-325	.403	58-157	.369	84-104	.808	47-1.4	404-12.2
Totals	123-93	447-942	.475	58-157	.369	230-287	.801	178-1.4	1,182-9.6

22. BRIAN BANKS – 1,150 POINTS

6-0, 160, G, 1976-79, Hammond, Ind.

The other half of the "Hammond Hustlers," along with Carl McPipe, Brian Banks was a three-year starter at guard for the Huskers from 1976-77 through 1978-79. His best season was as a junior in 1977-78, when he averaged 14 points and helped NU to a 22-8 record and an NIT bid. For his efforts, Banks earned first-team All-Big Eight honors. He was inducted into the Nebraska Basketball Hall of Fame in 1999.



Season	G-GS	FG-FGA	Pct.	FT-FTA	.Pct	Reb.-Avg.	TP-Avg.
1975-76	27-1	42-93	.452	38-49	.776	33-1.2	122-4.5
1976-77	29-29	160-330	.485	66-100	.660	73-2.5	386-13.3
1977-78	30-30	173-351	.493	73-103	.709	84-2.8	419-14.0
1978-79	24-23	96-212	.453	31-46	.674	66-2.8	223-9.3
Totals	110-83	471-986	.478	208-298	.698	256-2.3	1,150-10.5

23. TERRAN PETTEWAY – 1,143 POINTS

6-6, 215, G, 2014-15, Galveston, Texas (Ball/Texas Tech)

Terran Petteway finished his two-year career as one of the most prolific scorers in school history. Petteway's career scoring average of 18.1 points per game ranks third in school history, while he was one of only three Huskers to reach the 1,000-point plateau in his first two seasons at Nebraska. As a sophomore, Petteway led the Big Ten in scoring at 18.1 points per game to earn first-team All-Big Ten honors. In his final season, he averaged 18.2 points per game and was among the Big Ten leaders in scoring, assists, and 3-pointers per game. Petteway played in the NBA D-League in 2015-16 and has played professionally in Israel, Italy, Kuwait, France and Greece.




Season	G-GS	FG-FGA	Pct.	3FG-Att.	Pct.	FT-FTA	.Pct.	Reb.-Avg.	Pts.-Avg.
2013-14	32-32	182-427	.426	48-147	.327	167-204	.819	155-4.8	579-18.1
2014-15	31-31	184-465	.396	68-217	.313	128-180	.711	153-4.9	564-18.2
TOTAL	63-63	366-892	.410	116-364	.319	295-384	.768	308-4.9	1,143-18.1

24. MARVIN STEWART – 1,138 POINTS

6-3, 180, G, 1969-71, Chicago, Ill. (Dunbar)

Marvin Stewart finished his three-year career with 1,138 points, and is remembered by Husker fans as one of the finest fast-breaking guards in NU history. In his senior season, Stewart averaged 21.4 points, the fourth-best season average in school history, and earned first-team All-Big Eight honors. Stewart owns the distinction of being one of only three members of NU's 1,000-point club member to top the mark in fewer than 70 games, as he appeared in just 66 contests. Stewart was a second-round draft selection of the NBA's Chicago Bulls in 1971. He was inducted into the Nebraska Basketball Hall of Fame in 1994.




Season	G-GS	FG-FGA	Pct.	FT-FTA	.Pct	Reb.-Avg.	TP-Avg.
1968-69	26	137-321	.426	107-150	.713	66-2.5	381-14.6
1969-70	14	83-174	.477	35-56	.625	28-2.0	201-14.4
1970-71	26	215-426	.505	126-153	.824	54-2.1	556-21.4
Totals	66	435-921	.472	268-359	.747	148-2.2	1,138-17.2

T-25. CLIFFORD SCALES – 1,136 POINTS

6-2, 170, G, 1988-91, Maywood, Ill. (Westchester St. Joseph)

A steady player throughout his four-year Nebraska career, Clifford Scales tallied 1,136 points from 1988 through 1991. An honorable-mention All-Big Eight pick as a senior and a member of UPI's All-Big Eight Defensive team, Scales' 177 career steals ranked as the most ever by a Cornhusker guard when he completed his career. One of five double-figure scorers on the 1990-91 Nebraska team at 10.2 points per game, Scales hit a then-school-record 45.6 percent from 3-point range as a senior. He co-captained the Huskers' record-setting 26-8 squad during the 1990-91 season. He was inducted into the Nebraska Basketball Hall of Fame in 2002.



Season	G-GS	FG-FGA	Pct.	3FG-Att.	Pct.	FT-FTA	.Pct.	Reb.-Avg.	Pts.-Avg.
1987-88	31-5	71-139	.511	3-10	.300	25-35	.714	41-1.3	170-5.5
1988-89	32-27	122-253	.482	6-19	.316	52-77	.675	91-2.8	302-9.4
1989-90	26-26	112-219	.511	10-24	.417	84-100	.840	93-3.6	318-12.2
1990-91	34-34	136-291	.467	26-57	.456	48-60	.800	110-3.2	346-10.2
Totals	123-96	441-901	.489	45-110	.409	209-272	.768	335-2.7	1,136-9.2




Carl Hayes is one of three Westchester St. Joseph graduates with 1,000 career points at Nebraska, joining Clifford Scales and Glynn Watson Jr.



T-25. CARL HAYES – 1,136 POINTS
6-9, 200, F, 1990-92, Chicago, Ill. (Westchester St. Joseph)

An exciting player in the open court, Carl Hayes finished his three-year Nebraska career with 1,136 points, which is tied for 23rd on NU's all-time chart along with former high school and college teammate Clifford Scales. A two-time honorable-mention All-Big Eight performer, Hayes was a starter on NU teams that earned back-to-back NCAA Tournament bids, including the Husker squad that won a school-record 26 games in 1991.



Season	G-GS	FG-FGA	Pct.	3FG-Att.	Pct.	FT-FTA	.Pct.	Reb.-Avg.	Pts.-Avg.
1989-90	28-19	121-261	.464	5-16	.313	92-132	.697	138-4.9	339-12.1
1990-91	34-28	192-390	.492	1-12	.600	75-125	.600	179-5.3	460-13.5
1991-92	28-16	126-294	.429	31-84	.369	54-103	.524	155-5.5	337-12.0
Totals	90-63	439-945	.465	37-112	.330	221-360	.614	472-5.2	1,136-12.6

27. RYAN ANDERSON – 1,125 POINTS
6-4, 195, G, 2006-10, Seattle, Wash. (Rainier Beach)

One of the most versatile players in Nebraska history, the 6-4 Anderson played out of position all four years, working in the '4' spot where he made a name for himself. Anderson created mismatches on the offensive end, where his ability from 3-point range was evident. He finished his career ranked third in 3-pointers at Nebraska with 185 and was in the top 10 in Nebraska history for 3-point percentage (.394), steals (166) and games started (101), while also ranking in the top 25 for points, rebounds, assists and games played. He was named to the Big 12 All-Defense Team as a junior and the All-Underrated team as a senior, when he became the first Husker in the Big 12 era to record 1,000 points, 500 rebounds and 150 3-pointers. Anderson has played in Europe, the NBA D-League and in Canada during his professional career.



Season	G-GS	FG-FGA	Pct.	3FG-Att.	Pct.	FT-FTA	.Pct.	Reb.-Avg.	Pts.-Avg.
2006-07	28-25	103-219	.470	48-111	.432	29-39	.744	129-4.6	283-10.1
2007-08	33-33	98-232	.422	59-136	.368	23-40	.800	176-5.3	278-8.4
2008-09	30-12	72-179	.402	33-97	.340	36-50	.720	115-3.8	213-7.1
2009-10	31-31	117-258	.453	54-126	.429	63-84	.750	164-5.3	351-11.3
Totals	122-101	390-888	.439	185-470	.394	160-213	.751	584-4.8	1,125-9.2

28. TAI WEBSTER – 1,116 POINTS
6-4, 195, G, 2014-17, Auckland, New Zealand (Westlake Boys)

Tai Webster showed the power of persistence throughout his Husker career. A four-year letterwinner, the 6-foot-4 guard made dramatic strides during his career, becoming one of the Big Ten's best players as a senior. Webster started 30 games as a freshman, helping the Huskers to the 2014 NCAA Tournament. He averaged double figures and was one of the Big Ten's top sixth men in 2015-16 before taking over as a senior. Webster garnered second-team All-Big Ten honors from the coaches and third-team accolades from the media, averaging 17.0 points, 5.1 rebounds and 4.0 assists per game as a senior. He ranked in the top-10 of the Big Ten in scoring (third), assists (eighth) and steals (fifth) and reached double figures in 30 of 31 contests to capture first-team all-district honors by the USBWA. He represented New Zealand in the 2019 FIBA World Cup and has played professionally in Turkey, New Zealand, Australia and Lithuania.



Season	G-GS	FG-FGA	Pct.	3FG-Att.	Pct.	FT-FTA	.Pct.	Reb.-Avg.	Pts.-Avg.
2013-14	32-30	34-112	.304	6-35	.171	52-84	.619	66-2.1	126-3.9
2014-15	30-4	39-109	.358	12-52	.231	28-38	.737	57-1.9	118-3.9
2015-16	34-18	126-266	.474	21-60	.350	71-96	.740	140-4.1	344-10.1
2016-17	31-31	183-435	.421	40-136	.294	122-164	.744	158-5.1	528-17.0
Totals	127-83	382-922	.414	79-283	.279	273-382	.715	421-3.3	1,116-8.8

29. CARY COCHRAN – 1,082 POINTS
6-1, 190, G, 1999-2002, Minden, Iowa (Tri-Center)

One of the most dangerous long-distance threats in Nebraska and Big 12 history, Cary Cochran topped the 1,000-point mark during his senior campaign. Cochran set Nebraska records for career (268), single-season (89) and single-game (8) 3-pointers during his senior season. He led the team in scoring at 14.0 points per game as a senior, and led the conference and nation in free-throw percentage by hitting 92.2 percent at the charity stripe. For his career, Cochran was an 89.6 percent shooter from the foul line, and was second in Nebraska history by hitting 42.5 percent from behind the arc. Cochran was an honorable-mention All-Big 12 pick by the coaches as a senior, and earned academic all-district and all-conference honors.



Season	G-GS	FG-FGA	Pct.	3FG-Att.	Pct.	FT-FTA	.Pct.	Reb.-Avg.	Pts.-Avg.
1998-99	32-0	52-130	.400	39-98	.398	29-31	.935	45-1.4	173-5.4
1999-00	29-11	73-193	.378	62-160	.388	20-25	.800	73-2.5	228-7.9
2000-01	30-23	92-200	.460	78-165	.473	27-31	.871	71-2.4	289-9.6
2001-02	28-28	116-277	.419	89-207	.430	71-77	.922	93-3.3	392-14.0
Totals	119-62	333-800	.416	268-630	.425	147-164	.896	282-2.4	1,082-9.1

30. KEISEI TOMINAGA – 1,074 POINTS
6-2, 179, G, 2022-24, Moriyama Nagoya Aichi, Japan (Ranger College)

Keisei Tominaga is the most recent member of the 1,000-point club at Nebraska as he accomplished the feat in March of 2024. The 6-foot-2 guard was one of the best shooters in the country during his time at Nebraska, finishing seventh on NU's career 3-point list with 178. A two-time All-Big Ten honoree, he enjoyed his best season in 2023-24, averaging 15.1 points per game while posting career highs in nearly every offensive category enroute to second-team All-Big Ten honors. His 76 3-pointers in 2023-24 ranked eighth on NU's single-season chart while he was sixth in the Big Ten in 3-pointers per game. His efforts helped Nebraska to a 23-11 record in 2023-24, a third-place Big Ten finish and the school's first NCAA Tournament appearance since 2014. Tominaga is a two-time Olympian, as he was a member of Japan's 3x3 in the 2020 Tokyo Olympics and a member of the Senior National Team in 2024. He signed an exhibit-10 contract with the Indiana Pacers in July of 2024.



Season	G-GS	FG-FGA	Pct.	3FG-Att.	Pct.	FT-FTA	.Pct.	Reb.-Avg.	Pts.-Avg.
2021-22	30-11	59-158	.373	36-109	.330	16-19	.842	45-1.5	170-5.7
2022-23	32-14	154-306	.503	66-165	.400	46-53	.868	51-1.6	420-13.1
2023-24	32-32	169-363	.466	76-202	.376	70-80	.875	74-2.3	484-15.1
Totals	94-57	382-827	.462	178-476	.374	132-152	.868	170-1.8	1,074-11.4

31. HERSCHELL TURNER – 1,056 POINTS
G, 1958-60, Indianapolis, Ind. (Shortbridge)

The first Husker cager to top the 1,000-point mark, Herschell Turner finished his career with 1,056 points. Turner teamed with Al Maxey to provide a strong offensive punch for Coach Jerry Bush's teams in the late 1950s. A first-team All-Big Eight selection as a senior, Turner earned All-America honors as a junior. Turner was a strong rebounder and held NU's single-season rebounding record (244) for 10 seasons, until Leroy Chalk grabbed 257 rebounds in 1969. Turner finished his career with 626 rebounds, which ranks 13th on NU's all-time chart. He was a sixth-round draft choice of the NBA's Syracuse Nationals in 1960. He was inducted into the Nebraska Basketball Hall of Fame in 1990, and passed away in 2024.



Season	G-GS	FG-FGA	Pct.	FT-FTA	.Pct.	Reb.-Avg.	TP-Avg.
1957-58	23	82-211	.389	82-136	.603	189-8.2	246-10.7
1958-59	25	146-361	.404	136-183	.743	244-9.8	428-17.1
1959-60	24	143-326	.439	96-155	.619	193-8.0	382-15.9
Totals	72	371-898	.413	314-474	.662	626-8.7	1,056-14.7

A

Academic All-Conference– NU has had 101 academic all-league picks in program history, including 48 players since joining the Big Ten in 2011-12.

Academic All-Americans– The Huskers have produced nine of Nebraska's nation-leading 362 CSC Academic All-Americans across all sports entering 2024-25. Kobe Webster was Nebraska basketball's most recent honoree, as he was a third-team honoree in 2021. Shavon Shields was a two-time first-team Academic All-American in both 2015 and 2016, the only Husker basketball player to be a first-team selection.

All-Americans– Nebraska has had eight.

Armory– Home of Husker basketball until the NU Coliseum opened its doors in the mid-1920s.

Attendance– Nebraska ranked 15th nationally in attendance in 2023-24 with an average attendance of 14,597 per game. The Huskers have ranked in the top 25 nationally every season since moving into Pinnacle Bank Arena in 2013-14.

B

Baack, Tom– Ranks 15th on Nebraska's all-time scoring list with 1,299 points and served as an assistant coach under Moe Iba.

Belcher, Cookie– Holds Nebraska single-game, season and career steals records, along with the Big 12 steals record at 353. He owns NU's career record for games started and minutes played.

Big 12– Nebraska's conference from 1997 until 2011.

Big Eight– Nebraska's conference from 1960 until 1996.

Big Ten– Nebraska's current conference, as Nebraska joined the Big Ten on July 1, 2011.

Boone, Jaron– Husker swingman from 1993 to 1996 who ranks in the top five in nine career categories, including scoring (7th, 1,609) and assists (3rd, 446).

Branch, Nate– Former Husker who went on to fame with the Harlem Globetrotters.

Browne, William– Guided Huskers to 1937 Big Six title.

Bush, Jerry– Known as the "Big Bear of the Coliseum," this popular Husker coach guided NU from 1955 to 1963, and directed two of the greatest upsets ever – a 43-41 victory over No. 4-ranked Kansas and Wilt Chamberlain, and a 55-48 victory over No. 1 Kansas State and Olympian Bob Boozer during the 1957-58 campaign.

C

Carr, Brian– Nebraska's all-time assist leader, with 682 from 1984 to 1987.

Carrier, Sam– First Husker cager to earn All-America honors (1913).

Chalk, Leroy– Third on Nebraska's all-time rebounding list with 782 boards.

Cipriano, Joe– Second-winningest coach in school history with an all-time mark of 253-197 from 1964 through 1980. He was a three-time conference coach of the year and guided the Huskers to three postseason appearances.

Coliseum– Home of Nebraska basketball from the 1926-27 season through the 1975-76 campaign.

D

Day, Bernard– Ranks as highest-scoring junior college transfer in school history with 802 points from 1985 to 1987.

Devaney, Bob– Longtime Nebraska football coach and athletic director who passed away in



Cookie Belcher set the Nebraska and Big 12 record for steals and ranks fifth in NCAA history with 353 during his Husker career.

May of 1997. Nebraska's home court from 1976 until 2013, the Bob Devaney Sports Center, bears his name.

E

Ekwall, Rex– Standout for NU in mid-1950s whose 10.4 career rebound average still ranks as a school record.

F

First-Round Draft Choices– Nebraska had three in the 1990s, Rich King (1991), Eric Piatkowski (1994) and Tyronn Lue (1998).

Fort, Jerry– First three-time first-team All-Big Eight selection in school history who finished his career with 1,882 points, which currently ranks third all-time at Nebraska.

FOX Sports– As part of the Big Ten's basketball national television package, games air on FOX Sports, FS1, CBS, BTN, Peacock and B1G+.

G

Good, Harry– Served as NU head coach from 1947 through 1954 and guided the Huskers to shares of the 1949 and 1950 Big Seven titles. He was enshrined into the Citizens Savings College Basketball Hall of Fame in 1975.

H

Hamilton, Venson– The 1999 Big 12 Player of the Year and Nebraska's all-time leader in career rebounds and blocked shots.

Hammond Hustlers– Nickname given to Hammond, Ind., natives Brian Banks and Carl McPipe, who finished their careers with 1,150 and 1,300 points, respectively.

Hare, Fred– His follow-up basket at the buzzer with no time left gave Nebraska a 74-73 upset of No. 1 Michigan and Cazzie Russell in Lincoln during the 1964-65 season.

Hokuf, Steve– Standout all-around athlete who earned first-team all-conference honors in football, won the Big Six javelin title and earned All-America and all-conference honors in basketball.

Hoppen, Dave– NU's all-time leading scorer with 2,167 points who was the second three time first-team All-Big Eight pick in school history and the first player in school history to have his jersey number (42) retired.

I

Iba, Moe– The son of legendary coach Henry P. Iba, Moe posted 106 wins on the Husker bench from 1981 to 1986 and guided the school to its first NCAA Tournament berth in 1986.

International– The NCAA allows schools to take a foreign trip once every four years, allowing the Huskers to visit Australia (1988, 2004), Europe (1992), the Bahamas (2010), Spain (2015, 2023) and Italy (2019).

J

Johnson, Bill– Grabbed a school single-game record 26 rebounds against Iowa State in 1954. He was also the first Husker to play in the FIBA World Cup, helping the United States to a gold medal in 1954.

Jura, Chuck– Earned first-team All-Big Eight honors on the court and in the classroom as a senior in 1972. Averaged a school-record 11.7 rebounds per game in 1971-72.

K

King, Rich– Became the first first-round NBA draft pick in school history when the Seattle SuperSonics selected him with the 14th selection of the 1991 draft.

Kubacki, Jim– Hit the game-winning jumper to beat No. 1 Kansas and Wilt Chamberlain, 43-41, during the 1957-58 season.

L

Lantz, Stuart– Two-time first-team All-Big Eight pick (1967-68) who went on to an eight-year NBA career and had his Husker jersey number (22) retired in 1989. He has been a broadcaster with the Lakers for 37 seasons, spending the last 21 years as a broadcaster on the Los Angeles Lakers' television network as of 2024-25.

Lehmer, Frank– First basketball coach in school history (1897-99), he finished his career with a 7-3 record.

Lue, Tyronn– 1998 All-Big 12 pick who ranks ninth in career scoring at Nebraska and is tied for the school record with seven 30-point games. A first-round NBA draft pick in 1998, Lue won two NBA titles and played for seven teams during an 11-year NBA career and was inducted into the Nebraska Basketball Hall of Fame in 2013. He won an NBA title with the Cleveland Cavaliers in 2016, and is currently the head coach of the Los Angeles Clippers. Lue had his No. 10 jersey retired at Nebraska on Feb. 2, 2017.

M

Maclay, Don– Earned All-America honors in 1931.

Marc, Aleks– Australian big man finished his career fifth in scoring (1,630 points) and second

in rebounding (1,080). He was only the third player in Big 12 history with more than 1,500 points and 1,000 rebounds. He represented Australia in the 2012 London Olympics.

Matzke, John and Stan— Stan lettered from 1952 through 1955, while his son, John, was a second-team academic All-America pick in 1984.

Moore, Jack— One of the most popular Cornhuskers ever, he earned the 1982 Francis-Pomeroy-Naismith Award as the nation's top player under six feet. Nebraska's most valuable player award is named in honor of Moore, who was killed in a 1984 plane crash.

Moore, Mikki— One of four Huskers to play in the NBA after signing as a free agent. Led the NBA in field-goal percentage in 2007, the first undrafted player in league history to accomplish the feat. He played for nine teams during his 13-year NBA career.

N

National Basketball Association— 29 Huskers have been drafted by NBA teams over the years, including Bryce McGowens (2022), Dalano Banton (2021) and Isaiah Roby (2019)

National Invitation Tournament— NU has made 19 appearances in the nation's oldest postseason tournament with its most recent berth coming in 2019. NU captured the 1996 tournament title, defeating St. Joseph's in Madison Square Garden.

NCAA Tournament— The Huskers have earned eight bids to the "Big Dance," including five bids in the 1990s. The Huskers made their most recent appearance in 2014.

Nee, Danny— Winningest coach in Nebraska history, who posted a 254-190 record in 14 seasons from 1986 to 2000 and led NU to 11 postseason appearances.

O

Overtime— The Huskers are 67-56 all-time in OT games heading into the 2024-25 season.

Olympians— Four Husker basketball players have played the Olympic Games, including Aleks Maric (2012, Australia), Ade Dagunduro (2012, Nigeria), Keisei Tominaga (2020 and 2024, Japan) and Jack McVeigh (2024, Australia). Tyronn Lue served as an assistant coach with the United State Men's Basketball Team in the 2024 Olympics.

P

Parsons, Robert— Two-time first-team All-Big Six performer who earned All-America honors in 1937.

Pinnacle Bank Arena— The home of Nebraska basketball that opened in August of 2013. The \$179 million facility seats 15,000 and is located in the Haymarket District of Lincoln.

Polish Rifle— Nickname of two-time All-Big Eight pick and 1994 Big Eight Tournament MVP Eric Piatkowski, Nebraska's second all-time leading scorer before spending 13 years in the NBA with four teams. He was inducted into the Nebraska Basketball Hall of Fame in 2006, the same year he had his jersey (No. 52) retired by Nebraska.

Postseason— Nebraska has made 27 all-time appearances.

Q

Quadruple— Nebraska has played two quadruple overtime games in program history. NU and UAB played four overtimes on Dec. 22, 1979, (NU won 92-84), while NU and North Carolina State also reached four overtimes on Dec. 1, 2021 (NC State won 104-100).

R

Rankings— Nebraska posted its highest year-end national rankings ever in 1990-91, finishing at No. 9 in UPI and No. 11 in AP.

Red Zone— The Nebraska student section at Pinnacle Bank Arena. The group has nearly 1,000 seats in the lower bowl of Pinnacle Bank Arena.

Retherford, Claude— Leading scorer on NU's 1949 Big Seven championship team and a two-time first-team all-conference selection.

S

Sadler, Doc— Husker head coach from 2006-07 until 2011-12. He is fifth on Nebraska's win chart with 101 in six seasons and guided Nebraska to three NIT appearances.


Sauer, George— The only Husker football All-American to earn a basketball letter, he was an All-America fullback in 1933 and lettered on the hardwood in 1932 and 1933.

Simmons, Grant— First-team All-Big Eight pick in 1966 and the school's first first-team academic All-Big Eight selection.

Smith, Andre— 1981 Big Eight Player of the Year, and NU's first conference player of the year until Venson Hamilton in 1999. Smith passed away in 2023.

Stewart, Marvin— The first player in school history to reach the 1,000-point plateau in fewer than 70 career games. He was later joined by Terran Petteway in 2014-15 and James Palmer Jr. in 2018-19

Stiehm, E.O.— NU's first full-time basketball coach (1912-15) and the only man in conference history to win league titles in football (1912, 1913, 1914) and basketball (1912, 1913, 1914) in the same year.



Andre Smith was the Big Eight Player of the Year in 1981, one of only two Huskers to earn the conference's top honor.

Strickland, Erick— A three-year starter for Nebraska who is second on the Huskers' steals list and seventh in scoring. Strickland played in the NBA for nine seasons and was inducted into the Nebraska Basketball Hall of Fame in 2009.

T

Three-Pointers— Nebraska hit a school-record 319 3-pointers in the 2023-24 season, breaking the school mark of 270 set in 2018-19. Brian Carr hit the first 3-pointer in school history in a game at Cal-Irvine during the 1986-87 season.

Titles— Nebraska won or shared seven league titles, all prior to 1951. NU also captured the 1994 Phillips 66 Big Eight Tournament title.

Tominaga, Keisei— Two-time All-Big Ten performer who played at Nebraska from 2021 to 2024. He represented Japan in the 2020 and 2024 Olympics and signed with the Indiana Pacers as a free agent in 2024.

Turner, Herschell— All-American player who was the first Husker to score 1,000 career points. Later went on to fame with the Harlem Globetrotters. Turner passed away in 2024.

U

Upset— NU has knocked off four No. 1 teams, handing Kansas a 43-41 loss in 1958, Michigan a 74-73 loss in 1964-65, Missouri a 67-51 loss at Columbia during the 1981-82 campaign and Purdue an 88-72 loss on Jan. 9, 2024.

V

van Poelgeest, Richard— Born in The Netherlands, van Poelgeest was a four-year letterwinner from 1987 through 1990.

Volz, "Mutt"— First-team All-Missouri Valley Conference guard in 1925.

W

Wahlquist, George— All-America guard on NU's 1936 Big Six championship team.

Walsh, W.W.— The first first-team all-conference performer in school history (1909).

Whitehead, Bus— Two-time first-team All-Big Seven pick and the catalyst of the Huskers' 1949 and 1950 league title teams. Named as the captain of NU's all-time basketball team and earned the first Distinguished Hall of Fame Alumni award in 2003. The practice court at the Hendricks Training Complex is named after Whitehead for his contributions to the Husker program following his death in 2010.

X

Xavier— Ended Nebraska's most successful basketball season ever by handing the No. 3-seed Huskers an 89-84 loss in the first round of the 1991 NCAA Tournament at Minneapolis, Minn. NU finished with a school-record 26 victories against just eight losses.

Y

YMCA— Nebraska's first basketball game was played against a team from the Lincoln YMCA, Feb. 1, 1897. NU won 11-8.

Z

Zero— Number of home losing seasons by Nebraska in Devaney Center history, as the Huskers went .500 or better in all 37 seasons in the building.



Fred Hoiberg
2019-present



Tim Miles
2012-2019



Doc Sadler
2007-2012



Barry Collier
2001-2006



Danny Nee
1987-2000



Moe Iba
1981-86



Joe Cipriano
1964-80



Jerry Bush
1955-63



Harry Good
1947-54



L.F. Klein
1946



A.J. Lewandowski
1941-45



William Browne
1933-40



Charles T. Black
1927-32



Ernest Bearg
1926



W.E. Kline
1924-25




Owen A. Frank
1922-23



Paul Schlisser
1920-21



Dr. E.J. Stewart
1917-19



Sam Waugh
1916



E.O. Stiehm
1912-15



O.F. Field
1911



T.J. Hewiat
1910



R.G. Clapp
1904-09



Fred Morrell
1902



E. Berry
1901



T.P. Hewitt
1900



Frank Lehmer
1897-99

ALL-TIME ASSISTANT COACHES

Name	Years		
Abdelmassih, Matt	2019-22	Hunter, Kenya	2013-18
Amen, Paul	1940-41	Iba, Moe	1971-80
Anwar, David	2007-2010, 2011-12	Johnson, Ben	2012-13
Armstrong, Charles	1938, 1942-40	Johnson, Bill	1996-97
Baack, Tom	1978-86	Lewandowski, A.J.	1938-40
Bargen, Gary	1987-95	Lewis, Michael	2016-2019
Beckner, Phil	2015-2016	Loenser, Nate	2021-present
Benford, Tony	2006-2008	Mathews, Philip	2007-10
Broughton, Mike	2003	Mitchem, Lynn	1987-92
Campbell, Dave	2001-02	Molinar, Jim	2014-2019
Carter, Tim	1984	Mouton, Kevin	2001
Cipriano, Randy	1982-86	Novsek, Doug	2003-06
Croft, Chris	2010-11	Porter, Lonnie	1973-77
Cox, Jeremy	2011-12	Rankin, Reggie	2001-03
Farley, Doug	1985-86	Reid, Arden	1987-89
Fisher, Morris	1935-37	Roose, Walter	2009-10
Flanigan, Wes	2010-12	Roth, Randy	1997-2000
Francis Jr., Jerome	2006	Sadler, Doc	2019-21
Gates, Armon	2018-22	Sharpe, Tony	1947-63
Gates, Bob	1964-66	Smith, Craig	2012-2014
Gay, Larry	2000	Smith, Jeff	1990-95
Hammond, John	1981	Spinelli, Scott	2004-06
Harriman, Chris	2012-15	Spoonhour, Charlie	1982-83
Harshman, Dave	1978	Stevens, Ed	1967
Harrell, Bill	1968-69	Stewart, Ron	1980
Hill, Cleo	1999-2000	Webster, Tracy	2010-11
Howard, Adam	2022-present	Williams, Jimmy	1993-99
Howard, Scott	1996-98	Whitehead, Milton "Bus"	1955
Hughes, Rex	1970-72	Zeigler, Ernie	2022-present

HEAD COACHING RECORDS (BY WINS)

Coach	Season(s)	Years	Games	Won	Lost	Pct.	Conf. Titles
Danny Nee	1987-2000	14	444	254	190	.572	0 (1 B8T)
Joe Cipriano	1964-80	17	450	253	197	.562	0 (1 B8HT)
Tim Miles	2012-19	7	230	116	114	.504	0
Moe Iba	1981-86	6	177	106	71	.599	0
Doc Sadler	2007-12	6	190	101	89	.532	0
Barry Collier	2001-06	6	180	89	91	.494	0
Harry C. Good	1947-54	8	185	86	99	.465	2
Jerry Bush	1955-63	9	213	81	132	.380	0
William Browne	1933-40	8	151	64	87	.424	1
Fred Hoiberg	2020-present	5	157	63	94	.401	0
R.G. Clapp	1904-09	6	102	59	43	.578	0
E.O. Stiehm	1912-15	4	70	56	14	.800	3
Charles T. Black	1927-32	6	108	51	57	.472	0
Paul Schlisser	1920-21	2	42	37	5	.881	0
Dr. E.J. Stewart	1917-19	3	52	29	23	.558	0
A.J. Lewandowski	1941-45	5	87	24	63	.276	0
W.E. Kline	1924-25	2	35	23	12	.657	0
Owen A. Frank	1922-23	2	35	14	21	.400	0
Sam Waugh	1916	1	14	13	1	.929	1
O.F. Field	1911	1	18	9	9	.500	0
Ernest Bearg	1926	1	18	8	10	.444	0
Frank Lehmer	1897-99	3	10	7	3	.700	0
Walter Hiltner	1903	1	12	7	5	.583	0
L.F. Klein	1946	1	20	7	13	.350	0
T.J. Hewiat	1910	1	16	6	10	.375	0
T.P. Hewitt	1900	1	5	5	0	1.000	0
Fred Morrell	1902	1	8	5	3	.625	0
E. Berry	1901	1	6	3	3	.500	0
Totals	1897-2024	128	3,035	1,586	1,459	.521	7 (188T)



128 YEARS OF NEBRASKA BASKETBALL

Year	All Games		Conference		Conference Finish	Highlights, Notes
	W	L	W	L		
1896-97	2	0	0	0	None	both games seven-on-seven
1897-98	1	3	0	0	None	all games against YMCA teams
1898-99	4	0	0	0	None	Neb. Wesleyan first collegiate foe
1899-1900	5	0	0	0	None	first meeting with Kansas
1900-01	3	3	0	0	None	win streak reaches 13 games
1901-02	5	3	0	0	None	
1902-03	7	5	0	0	None	
1903-04	9	5	0	0	None	Wisconsin is first Big Ten foe
1904-05	11	5	0	0	None	
1905-06	12	2	0	0	None	then-school record 12 wins
1906-07	10	6	0	0	None	NU record 74-point win vs. Crete
1907-08	9	10	4	2	2nd, MVC	first losing season in 10 years
1908-09	8	15	5	5	2nd, MVC	W.W. Walsh, first-team MVC
1909-10	6	10	6	2	2nd, MVC	E.O. Perry, first-team MVC
1910-11	9	9	6	6	2nd, MVC	J.P. Gibson, A.O. Frank, All-MVC
1911-12	14	1	8	0	1st, MVC	Won season's final nine games
1912-13	17	2	10	0	1st, MVC	Sam Carrier, Ross Haskell, All-MVC; Carrier, All-American
1913-14	15	3	7	0	1st, MVC	
1914-15	10	8	8	4	2nd, MVC	first MVC loss in four years
1915-16	13	1	12	0	1st, MVC	perfect 12-0 in Missouri Valley
1916-17	12	10	4	8	5th, MVC	
1917-18	7	7	4	5	5th, MVC	
1918-19	10	6	10	6	3rd, MVC	Carl Johnson, All-MVC pick
1919-20	22	2	0	0	None	then-NU record 22 wins stood for 71 seasons, no conference affiliation
1920-21	15	3	9	1	2nd, MVC	
1921-22	8	9	8	8	tie 4th, MVC	
1922-23	6	12	5	11	6th, MVC	
1923-24	11	7	10	6	3rd, MVC	
1924-25	12	5	11	5	2nd, MVC	Orr Goodson, Mutt Volz, All-MVC
1925-26	8	10	7	7	5th, MVC	first season in NU Coliseum
1926-27	12	6	7	5	4th, MVC	Clark Smatha, All-MVC pick
1927-28	7	11	7	11	tie 7th, MVC	all games vs. league foes
1928-29	11	5	5	5	3rd, Big Six	first season of play in Big Six
1929-30	9	9	6	4	3rd, Big Six	Don Maclay, first-team All-Big Six
1930-31	9	9	6	4	3rd, Big Six	Don Maclay, All-American; Steve Hokuf, first-team All-Big Six
1931-32	3	17	2	8	6th, Big Six	
1932-33	3	13	2	8	tie 5th, Big Six	Hokuf, All-Big Six, All-American
1933-34	7	11	5	5	4th, Big Six	
1934-35	6	12	3	7	5th, Big Six	
1935-36	13	8	7	3	2nd, Big Six	George Wahlquist, All-Big Six, All-American
1936-37	13	7	8	2	tie 1st, Big Six	shared Big Six title, Robert Parsons, All-Big Six, All-American
1937-38	9	11	4	6	tie 3rd, Big Six	Parsons, All-Big Six
1938-39	7	13	3	7	5th, Big Six	
1939-40	6	12	2	8	tie 4th, Big Six	
1940-41	8	10	6	4	3rd, Big Six	Sid Held, Don Fritz, All-Big Six
1941-42	6	13	4	6	4th, Big Six	
1942-43	6	10	5	5	tie 3rd, Big Six	
1943-44	2	13	1	9	tie 5th, Big Six	fewest wins in 46 seasons
1944-45	2	17	1	9	6th, Big Six	
1945-46	7	13	3	7	tie 4th, Big Six	
1946-47	10	14	3	7	tie 5th, Big Six	league Holiday tourney begins
1947-48	11	13	5	7	5th, Big Seven	first year of Big Seven
1948-49	16	10	9	3	tie 1st, Big Seven	NU lost in NCAA District game, Claude Retherford, Big Seven MVP; Bus Whitehead, All-Big Seven
1949-50	16	7	8	4	tie 1st, Big Seven	Bus Whitehead, All-Big Seven
1950-51	9	14	4	8	5th, Big Seven	
1951-52	7	17	3	9	7th, Big Seven	Jim Buchanan, All-American, All-Big Seven
1952-53	9	11	4	8	6th, Big Seven	
1953-54	8	13	5	7	tie 4th, Big Seven	
1954-55	9	12	6	6	tie 3rd, Big Seven	
1955-56	7	16	3	9	6th, Big Seven	defeated Wooden-coached UCLA
1956-57	11	12	5	7	tie 4th, Big Seven	
1957-58	10	13	5	7	tie 4th, Big Seven	defeated two No. 4 teams
1958-59	12	13	5	9	tie 5th, Big Eight	first season of Big Eight
1959-60	7	17	4	10	tie 7th, Big Eight	Herschell Turner, All-Big Eight, NU's first 1,000-point scorer
1960-61	10	14	4	10	6th, Big Eight	
1961-62	9	16	5	9	tie 5th, Big Eight	
1962-63	6	19	1	13	8th, Big Eight	School-record 19 losses
1963-64	7	18	5	9	tie 6th, Big Eight	Joe Cipriano's first season
1964-65	10	15	5	9	tie 6th, Big Eight	beat No. 1 Michigan in Lincoln
1965-66	20	5	12	2	2nd, Big Eight	first winning season in 15 years, school's second 20-win campaign, finished season ranked 11th (UPI)
1966-67	16	9	10	4	tie 2nd, Big Eight	Grant Simmons, All-Big Eight
1967-68	15	10	8	6	tie 3rd, Big Eight	first-ever NIT Tournament bid, Stuart Lantz, All-Big Eight
1968-69	12	14	5	9	tie 6th, Big Eight	Lantz, All-Big Eight pick; NU won Big Eight Holiday title
1969-70	16	9	7	7	tie 3rd, Big Eight	
1970-71	18	8	8	6	4th, Big Eight	Marvin Stewart, All-Big Eight
1971-72	14	12	7	7	4th, Big Eight	Chuck Jura, All-Big Eight

1972-73	9	17	4	10	tie 6th, Big Eight	
1973-74	14	12	7	7	4th, Big Eight	Jerry Fort, All-Big Eight
1974-75	14	12	7	7	4th, Big Eight	Jerry Fort, All-Big Eight, then-school-record 40 points against Missouri
1975-76	19	8	10	4	3rd, Big Eight	finished with then-school-record 1,882 points, last season in NU Coliseum
1976-77	15	14	7	7	5th, Big Eight	first season in Devaney Center
1977-78	22	8	9	5	2nd, Big Eight	first NU-Creighton meeting in 45 years
1978-79	14	13	7	7	5th, Big Eight	NU makes 2nd NIT appearance
1979-80	18	13	8	6	tie 2nd, Big Eight	Brian Banks, All-Big Eight
1980-81	15	12	9	5	tie 2nd, Big Eight	Andre Smith, All-Big Eight
1981-82	16	12	7	7	tie 4th, Big Eight	Moe Iba, Big Eight Coach of the Year
1982-83	22	10	9	5	tie 3rd, Big Eight	Andre Smith, Big Eight POW
1983-84	18	12	7	7	3rd, Big Eight	Moe Iba, Big Eight Coach of the Year
1984-85	16	14	5	9	tie 5th, Big Eight	Jack Moore, All-Big Eight
1985-86	19	11	8	6	3rd, Big Eight	NU defeated No. 1 Missouri
1986-87	21	12	7	7	5th, Big Eight	NU reached NIT semifinals
1987-88	13	18	4	10	7th, Big Eight	Second straight NIT bid,
1988-89	17	16	4	10	7th, Big Eight	Dave Hoppen, All-Big Eight
1989-90	10	18	3	11	7th, Big Eight	Dave Hoppen, All-Big Eight, set six school records
1990-91	26	8	9	5	3rd, Big Eight	NU's first-ever NCAA berth, Dave Hoppen, All-Big Eight, finished as NU's all-time leading scorer
1991-92	19	10	7	7	5th, Big Eight	third place in NIT
1992-93	20	11	8	6	tie 2nd, Big Eight	first losing season in 15 years
1993-94	20	10	7	7	4th, Big Eight	second NIT bid in three years
1994-95	18	14	4	10	7th, Big Eight	ranking (No. 9), NU-record tying 14 straight wins
1995-96	21	14	4	10	7th, Big Eight	Second straight NCAA bid
1996-97	18	15	7	9	7th, Big 12	Third straight NCAA bid,
1997-98	20	12	10	6	4th, Big 12	Eric Piatkowski, All-Big Eight
1998-99	20	13	10	6	tie 5th, Big 12	Fourth straight NCAA bid,
1999-2000	11	19	4	12	tie 8th, Big 12	second straight 20-win season,
2000-01	14	16	7	9	7th, Big 12	Big Eight Tournament champs
2001-02	13	15	6	10	tie 7th, Big 12	Eric Piatkowski, All-Big Eight
2002-03	11	19	3	13	12th, Big 12	NIT bid, fifth straight postseason
2003-04	18	13	6	10	9th, Big 12	NIT Champions
2004-05	14	14	7	9	t8th, Big 12	Fourth straight NCAA bid,
2005-06	19	14	7	9	6th, Big 12	second straight 20-win season,
2006-07	17	14	6	10	t7th, Big 12	Big Eight Tournament champs
2007-08	20	13	7	9	t7th, Big 12	Eric Piatkowski, All-Big Eight
2008-09	18	13	8	8	8th, Big 12	NIT bid, fifth straight postseason
2009-10	15	18	2	14	12th, Big 12	NIT Champions
2010-11	19	13	7	9	t7th, Big 12	School-record seventh straight
2011-12	12	18	4	14	t11th, Big Ten	postseason appearance (NIT)
2012-13	15	18	5	13	10th, Big Ten	First NCAA berth in four years,
2013-14	19	13	11	7	4th, Big Ten	First NCAA berth in four years,
2014-15	13	18	5	13	12th, Big Ten	Tyronn Lue, All-Big 12
2015-16	16	18	6	12	11th, Big Ten	Ninth straight postseason (NIT)
2016-17	12	19	6	12	t12th, Big Ten	Venson Hamilton, Big 12 Player of Year
2017-18	22	11	13	5	t4th, Big Ten	Danny Nee is NU's winningest coach
2018-19	19	17	6	14	13th, Big Ten	Barry Collier's first season with Huskers
2019-20	7	25	2	18	14th, Big Ten	Cary Cochran career record 268 3-pters.
2020-21	7	20	3	16	t13th, Big Ten	12th, Big 12
2021-22	10	22	4	16	t13th, Big Ten	tied school record for losses
2022-23	16	16	9	11	t11th, Big Ten	First postseason bid under Collier
2023-24	23	11	12	8	t3rd, Big Ten	First postseason bid under Collier
Totals	1,578	1,458	705	858	8 NCAA, 19 NIT appearances	Joe McCray, Aleks Maric set NU frosh records

HISTORY



Nebraska's first basketball team posted a 2-0 record in 1896-97.

1896-97

Overall Record: 2-0
 Home: 2-0 Away: 0-0
 Coach: Frank Lehmer
 H 2/2 Lincoln YMCA W 11 8
 H 2/23 Lincoln YMCA W 23 14
 Season Notes: Six years after Dr. James Naismith invented the game, NU fielded its first team...Coach Frank Lehmer guided first team...both games were played seven-on-seven.

1897-98

Overall Record: 1-3
 Home: 0-3 Away: 1-0
 Coach: Frank Lehmer
 H 1/8 Lincoln YMCA L 9 15
 H 1/15 Omaha YMCA L 12 16
 H 2/1 Lincoln YMCA L 13 20
 A 2/22 Omaha YMCA W 10 9
 Season Note: After three straight losses to open season, Nebraska ended its second year of intercollegiate basketball with 10-9 win over Omaha YMCA in its first-ever road game.

1898-99

Overall Record: 4-0
 Home: 3-0 Away: 1-0
 Coach: Frank Lehmer
 H 12/13 Nebraska Wesleyan W 37 5
 H 1/17 Doane W 52 7
 H 1/20 Omaha YMCA W 21 14
 A 2/2 Nebraska Wesleyan W 57 3
 Season Notes: Second undefeated season in school history...final season for NU's first coach, Frank Lehmer...after six games in first two seasons of intercollegiate basketball against Lincoln and Omaha YMCA teams, Huskers faced first collegiate opponent in Nebraska Wesleyan.

1899-1900

Overall Record: 5-0
 Home: 5-0 Away: 0-0
 Coach: T.P. Hewitt
 H Nebraska Wesleyan W 42 9
 H Lincoln YMCA W 39 7
 H Doane W 57 3
 H Omaha YMCA W 26 14
 H 3/2 Kansas W 48 8
 Season Notes: Third and final undefeated season in school history...Kansas game at Lincoln was first-ever between Big Eight Conference schools and ranks as worst loss ever for Jayhawks... W.E. Anderson had school's first 30-point game with 34 vs. KU...Coach T.P. Hewitt's only season.

1900-01

Overall Record: 3-3
 Home: 2-1 Away: 1-2
 Coach: E. Berry
 A Omaha YMCA W 13 11
 H Lincoln YMCA W 10 8
 H Omaha YMCA W 20 12
 H Omaha YMCA L 20 28
 A Fond du Lac L 20 32
 A Stevens Point A.C. L 13 38
 Season Notes: NU opened season with three straight wins to run win streak to 13 straight, but then dropped final three games to finish .500...third consecutive .500 or better record...only season for Coach E. Berry.

1901-02

Overall Record: 5-3
 Home: 3-0 Away: 2-3
 Coach: Fred Morrell
 H 1/18 Nebraska Wesleyan W 63 14
 H 2/1 Lincoln YMCA W 32 30
 A 2/15 Minnesota L 9 52
 A 2/17 Sioux City YMCA W 42 24
 A 2/28 Haskell L 29 79
 A 3/1 Kansas W 35 29
 A 3/3 Topeka YMCA L 36 52
 H 3/22 Topeka YMCA W 27 13
 Season Notes: First and only season for Coach Fred Morrell...fourth straight .500 or better season.

1902-03

Overall Record: 7-5
 Home: 3-1 Away: 4-4
 Coach: Walter Hiltner
 H 12/18 Lincoln YMCA W 25 18
 A 1/17 Haskell L 18 25
 H 1/24 Lincoln YMCA L 24 35
 H 1/31 Kansas W 23 18
 A 2/3 Denver YMCA W 44 29
 A 2/4 Colorado College W 39 11
 A 2/5 Colorado W 28 12
 A 2/6 Greeley High W 25 15
 A 2/7 Cheyenne Business L 28 42
 H 2/20 Lincoln YMCA W 33 20
 A 3/6 Minnesota Ag. L 4 13
 A 3/7 Minnesota L 14 41
 Season Notes: In only season under Coach Walter Hiltner, Nebraska posted 7-5 record...fifth straight .500-plus campaign.

1903-04

Overall Record: 9-5
 Coach: R.G. Clapp
 (Some sites and dates unavailable)
 H 12/15 Nebraska Wesleyan W 47 10
 Highland Park L N/A N/A
 H 1/8 Lincoln High W 49 26
 Nebraska Wesleyan L 31 32
 A 1/15 Lincoln YMCA L N/A N/A
 H 1/22 Lincoln YMCA W N/A N/A
 H 1/29 Lincoln YMCA W 31 12
 A 2/4 Nebraska Wesleyan W 25 9
 H 2/11 Omaha Christian W 35 26
 A 2/16 Sioux City YMCA L 14 49
 A 2/17 Morningside W 57 27
 A 2/18 Minnesota L 21 42
 A 2/19 Minneapolis YMCA W 15 10
 H 3/5 Wisconsin W 25 22
 Season Notes: In first season under Coach R.G. Clapp, Nebraska won school-record nine games...Wisconsin was first Big Ten school to play Huskers at Lincoln.

1904-05

Overall Record: 11-5
 Coach: R.G. Clapp
 H 12/8 Nebraska Wesleyan W 32 31
 H 12/9 Highland Park L 34 39
 H 1/12 Nebraska Wesleyan W 57 23
 A 1/17 Omaha YMCA W 24 21
 A 1/18 Fort Dodge W 53 27
 A 1/19 Shattuck W 44 22
 A 1/20 Minnesota W 22 21
 A 1/21 Minnesota W 28 25
 H 2/8 Omaha YMCA L 29 30
 H 2/11 Baker W 49 19
 A 2/20 Port Washington W 47 36
 A 2/21 Ripon L 28 32
 A 2/22 Menasha W 37 19
 A 2/23 Lawrence W 37 24
 A 2/24 Lewis L 32 61
 A 2/25 Chicago Central L 22 59
 Season Note: Huskers won then-school-record 11 games.

1905-06

Overall Record: 12-2
 Home: 4-1 Away: 8-1
 Coach: R.G. Clapp
 H 1/13 Kansas City A.C. W 33 22
 H 1/29 Kansas City YMCA W 25 24
 H 2/3 Baker W 34 23
 H 2/12 Kansas L 17 37
 A 2/19 Kansas State W 50 14
 A 2/20 Fort Riley W 43 13
 A 2/21 Baker W 33 27
 A 2/22 Independence W 41 16
 A 2/23 Kansas City A.C. L 21 49
 A 2/25 Kansas City A.C. W 26 25
 H 3/15 Brown "B" W 57 12
 A 3/20 Bellevue W 39 27
 A 3/21 Fort Dodge W 33 23
 A 3/22 Shattuck W 59 23
 Season Note: Nebraska won then-school-record 12 games with just two losses.

1906-07

Overall Record: 10-6
 Home: 5-0 Away: 5-6
 Coach: R.G. Clapp
 A 1/4 Crete W 82 8
 A 1/11 Nebraska Wesleyan W 38 26
 H 1/26 Central City W 40 9
 H 1/28 Iowa W 25 17
 H 2/9 Kansas W 32 19
 A 2/14 Fort Dodge W 34 22
 A 2/15 Minnesota L 19 20
 A 2/16 Minnesota L 18 20
 A 2/18 Hudson W 26 25
 A 2/19 Marshfield (Co. A) W 33 16
 A 2/20 Portage (Co. F) L 23 27
 A 2/21 Wisconsin L 31 35
 A 2/22 Iowa L 29 32

A 2/23 Grinnell L 21 27
 H 3/1 Denver W 40 13
 H 3/25 Nebraska Wesleyan W 59 11
 Season Notes: Nebraska posted ninth straight .500 or better record, third consecutive under Coach R.G. Clapp...74-point margin of victory over Crete (82-8) is largest in school history.

1907-08

Overall Record: 9-10
 Conference: 4-2 in Missouri Valley (2nd)
 Home: 3-3 (2-2) Away: 6-7 (2-0)
 Coach: R.G. Clapp
 A 12/18 Nebraska Wesleyan W 33 19
 H 1/11 Muscatine L 21 39
 A 1/15 Kansas State W 36 18
 A 1/16 Washburn W 26 25
 A 1/17 Kansas W 20 17
 A 1/18 Kansas W 23 21
 H 1/23 Highland Park W 51 23
 H 1/31 Missouri W 41 30
 H 2/1 Missouri W 43 31
 H 2/21 Kansas L 26 28
 H 2/22 Kansas L 25 28
 A 2/28 Minnesota L 12 43
 A 2/29 Minnesota L 10 32
 A 3/2 Portage L 16 39
 A 3/3 Wisconsin L 4 43
 A 3/4 DePaul W 25 18
 A 3/5 Morrison L 19 23
 A 3/6 Iowa L 26 39
 A 3/7 Grinnell L 14 37
 Season Notes: First season as member of Missouri Valley Conference...Huskers won MVC North Division title with 4-2 record, but because of scheduling difficulties, did not play a game against a team in own division... Husker Wilbur Wood was nation's second black college basketball player at a predominately white institution... Jumbo Stiehm, who would later become NU's football and basketball coach, scored 24 points in Wisconsin's 43-4 victory at Madison...second sub-.500 record in school history.

Overall Record: 8-15
 Conference: 5-5 in Missouri Valley (2nd)
 Home: 5-5 (4-0) Away: 3-10 (1-5)
 Coach: R.G. Clapp
 H 12/12 Cotner W 28 24
 H 12/17 Lincoln YMCA L 16 34
 A 1/7 Kansas State W 36 31
 A 1/8 Kansas L 13 48
 A 1/9 Kansas L 17 36
 H 1/15 Iowa State W 42 20
 H 1/16 Iowa State W 40 21
 H 1/22 Drake W 39 30
 H 1/23 Drake W 34 12
 H 1/30 Kansas L 13 18
 H 2/1 Missouri L 24 26
 A 2/5 Minnesota L 17 24
 A 2/6 Minnesota L 21 39
 A 2/8 Iowa State L 16 22
 A 2/9 Iowa State W 31 17
 A 2/10 Drake L 12 34
 A 2/11 Drake L 15 25
 H 2/19 Minnesota L 26 28
 H 2/20 Minnesota L 20 29
 KC 3/4 Kansas L 22 28
 KC 3/5 Kansas L 15 24
 KC 3/6 Kansas W 32 29
 A 3/8 Nebraska Wesleyan L 32 62
 Season Notes: For second straight year, Nebraska captured MVC Northern Division title...Kansas took two of three games against Cornhuskers in playoff at Kansas City, Mo., and won conference title...W.W. Walsh earned first-team All-MVC honors, first NU player ever honored... Coach R.G. Clapp retired after six seasons.

1909-10

Overall Record: 6-10
 Conference: 6-2 in Missouri Valley (2nd)
 Home: 4-3 (4-0) Away: 2-7 (2-2)
 Coach: T.J. Hewiat

A 1/6	Kansas State	L	16	27
A 1/7	Kansas	L	17	32
A 1/8	Kansas	L	16	40
H 1/21	Iowa State	W	24	21
H 1/22	Iowa State	W	29	26
H 1/28	Drake	W	40	14
H 1/29	Drake	W	27	6
A 2/8	Drake	W	20	16
A 2/10	Drake	W	22	13
A 2/11	Iowa State	L	23	34
A 2/12	Iowa State	L	17	18
H 2/14	Kansas State	L	17	28
A 2/18	Minnesota	L	14	33
A 2/19	Minnesota	L	9	27
H 2/26	Kansas	L	20	40
H 2/27	Kansas	L	13	40

Season Notes: In only season under Coach T.J. Hewiat, Nebraska finished 6-10...Huskers won MVC North Division title for third straight year, but Kansas had better division record than NU and was declared conference champion...E.O. Perry was first-team All-Missouri Valley Conference pick.

1910-11

Overall Record: 9-9
 Conference: 6-6 in Missouri Valley (2nd)
 Home: 6-3 (4-2) Away: 3-6 (2-4)
 Coach: O.F. Field

H 1/7	Cotner	L	17	35
H 1/14	Nebraska Wesleyan	W	42	26
H 1/20	Iowa State	W	41	20
H 1/21	Iowa State	L	31	33
A 1/26	Morningside	W	23	19
A 1/27	Minnesota	L	10	25
A 1/28	Minnesota	L	15	40
H 2/4	South Dakota	W	30	25
A 2/6	Iowa State	L	27	31
A 2/7	Iowa State	W	22	19
A 2/8	Missouri	L	26	39
A 2/9	Missouri (OT)	L	36	37
A 2/10	Kansas	W	15	11
A 2/11	Kansas	L	12	37
H 2/24	Kansas	W	38	28
H 2/25	Kansas	W	34	24
H 2/26	Missouri	W	30	23
H 2/27	Missouri	L	20	23

Season Notes: NU finished second in Missouri Valley Conference, three games behind Kansas...J.P. Gibson and O.A. Frank earned first-team All-Missouri Valley Conference honors...NU's first-ever overtime game.

1911-12

Overall Record: 14-1
 Conference: 8-0 in Missouri Valley (1st)
 Home: 6-0 (4-0) Away: 8-1 (4-0)
 Coach: E.O. "Jumbo" Stiehm

H 1/12	Drake	W	42	24
H 1/13	Drake	W	35	13
A 1/18	Kansas State	W	26	25
A 1/19	Kansas	W	30	27
A 1/20	Kansas	W	30	26
A 1/26	Minnesota	L	15	40
A 1/27	Morningside	W	62	10
H 2/2	Iowa State	W	33	12
H 2/3	Iowa State	W	40	14
A 2/21	Drake	W	33	15
A 2/22	Drake	W	46	14
A 2/23	Iowa State	W	31	21
A 2/24	Iowa State	W	31	12
H 3/1	Kansas	W	49	21
H 3/2	Kansas	W	29	28

Season Notes: Huskers claimed MVC North Division crown with 8-0 record...after 25-point loss at Minnesota in sixth game of season, Nebraska won final nine games...in first season as Husker mentor, Stiehm made history by becoming first coach in conference history to win football and basketball titles in the same academic year...he repeated the feat a year later.

1912-13

Overall Record: 17-2
 Conference: 10-0 in Missouri Valley (1st)
 Home: 10-0 (5-0) Away: 7-2 (5-0)
 Coach: E.O. "Jumbo" Stiehm

H 1/11	Cotner	W	29	18
H 1/17	Omaha X.	W	46	13
H 1/18	Nebraska Wesleyan	W	39	26
A 1/23	St. Joseph's	W	25	11
A 1/24	Sacred Heart	W	31	9
A 1/25	Minnesota	L	11	20
H 1/31	Drake	W	32	7
H 2/1	Drake	W	24	15
A 2/7	Nebraska Wesleyan	W	27	20
H 2/15	Kansas State	W	27	16
A 2/19	Drake	W	21	4
A 2/20	Drake	W	25	11
A 2/21	Iowa State	W	29	12
A 2/22	Iowa State	W	16	10
H 2/28	Iowa State	W	28	8
H 3/1	Iowa State	W	24	12
H 3/10	Kansas	W	40	25
A 3/11	Kansas	W	18	16
N 3/12	Kansas*	L	24	30

*Manhattan, Kan.
 Season Notes: Huskers won North Division title with 10-0 record, recognized as league champion...dropped playoff game to South Division champ Kansas, 30-24, at

Manhattan, Kan...Ross Haskell and Sam Carrier were first-team All-Missouri Valley Conference selections; Carrier also earned All-America honors.

1913-14

Overall Record: 15-3 Conference: 7-0 in Missouri Valley (1st)
 Home: 7-2 (4-0) Away: 8-1 (3-0)
 Coach: E.O. "Jumbo" Stiehm

H 1/10	Omaha X.	W	44	22
H 1/17	Cotner	W	56	11
H 1/23	Nebraska Wesleyan	W	29	20
H 1/24	Nebraska Wesleyan	L	18	24
A 2/5	St. Joseph's	W	48	11
A 2/6	Minnesota	W	21	16
A 2/7	Minnesota	W	14	9
A 2/9	Fort Dodge Co. G.	W	38	22
H 2/13	Drake	W	32	20
H 2/14	Drake	W	31	10
A 2/17	Omaha Alumni	W	40	19
A 2/18	Simpson	L	21	22
A 2/19	Drake	W	36	17
A 2/20	Iowa State	W	15	9
A 2/21	Iowa State	W	16	3
H 2/27	Iowa State	W	24	16
H 2/28	Iowa State	W	41	13
H 3/5	Wesleyan Auto	L	19	31

Season Notes: Nebraska captured Missouri Valley Conference North Division crown with 7-0 record...squad was known as "Point a Minute" team, because it was reported to be so fast it took a movie camera to catch it.

1914-15

Overall Record: 10-8
 Conference: 8-4 in Missouri Valley (2nd)
 Home: 3-2 (3-1) Away: 7-6 (5-3)
 Coach: E.O. "Jumbo" Stiehm

A 1/6	Ft. Dodge (Co. G)	L	18	23
A 1/7	Hamline	W	20	9
A 1/8	Minnesota	L	18	22
A 1/9	Minnesota	L	9	23
H 1/15	Iowa State	W	32	15
H 1/16	Iowa State	W	25	12
A 1/20	Kansas State	W	26	19
A 1/21	Kansas State	W	26	20
A 1/22	Kansas	L	18	43
A 1/23	Kansas	L	23	30
A 2/5	Nebraska Wesleyan	W	13	9
A 2/10	Drake	W	14	5
A 2/11	Drake	W	23	14
A 2/12	Iowa State	W	24	12
A 2/13	Iowa State	L	11	25
H 2/19	Drake	L	19	20
H 2/20	Drake	W	27	11
H 3/3	Nebraska Wesleyan	L	15	39

Season Notes: Huskers finished second in Missouri Valley Conference race, three games back of first-place Kansas...final season for Coach E.O. Stiehm.

1915-16

Overall Record: 13-1
 Conference: 12-0 in Missouri Valley (1st)
 Home: 8-0 (8-0) Away: 5-1 (4-0)
 Coach: Sam Waugh

H 1/14	Kansas	W	34	33
H 1/15	Kansas	W	40	27
H 1/21	Drake	W	41	12
H 1/22	Drake	W	44	16
A 1/30	Burgess-Nash	W	24	20
H 2/4	Iowa State	W	35	21
H 2/5	Iowa State	W	31	14
H 2/11	Kansas State	W	21	20
H 2/12	Kansas State	W	26	25
A 2/18	Nebraska Wesleyan	L	19	23
A 2/23	Drake	W	34	24
A 2/24	Drake	W	40	15
A 2/25	Iowa State	W	23	14
A 2/26	Iowa State	W	29	17

Season Notes: Huskers won Missouri Valley Conference title with 12-0 record; finished 13-1 in only season under direction of Coach Sam Waugh...lone loss was 23-19 decision to cross-town rival Nebraska Wesleyan.

1916-17

Overall Record: 12-10
 Conference: 4-8 in Missouri Valley (5th)
 Coach: Dr. E.J. Stewart

H 1/5	Cotner	W	42	10
A 1/9	Simpson	W	20	13
A 1/10	Grinnell	L	9	22
A 1/11	St. Joseph's	W	21	11
A 1/12	St. Thomas (Minn.)	W	23	8
A 1/13	Hamline	W	15	8
H 1/19	Brandeis (Omaha)	W	29	11
H 1/20	York College	W	23	14
H 1/27	Nebraska Wesleyan	W	27	14
H 2/9	Missouri	L	16	18
H 2/10	Missouri	L	7	18
A 2/14	Kansas State	L	13	45
A 2/15	Kansas State	L	10	34
A 2/16	Kansas	W	21	19
A 2/17	Kansas	L	10	30
A 2/22	Iowa State	L	7	19
A 2/23	Iowa State	L	17	24
A 2/24	Drake	W	23	13
H 3/3	Drake	W	26	18
A 3/5	Nebraska Wesleyan	L	15	18
H 3/9	Iowa State	L	22	24
H 3/10	Iowa State	W	24	21

Season Note: First season on sideline for Coach E.J. Stewart.

1917-18

Overall Record: 7-7
 Conference: 4-5 in Missouri Valley (5th)
 Home: 3-3 (1-1) Away: 4-4 (3-4)
 Coach: Dr. E.J. Stewart

H 1/19	Camp Funston	L	14	43
H 2/1	Fort Dodge	W	19	16
H 2/2	Fort Dodge	L	14	21
A 2/6	Washington (Mo.)	L	17	44
A 2/8	Missouri	L	9	22
A 2/9	Missouri	L	8	16
H 2/15	Kansas	W	24	23
H 2/16	Kansas	L	25	31
A 2/20	Nebraska Wesleyan	W	18	10
H 2/21	Nebraska Wesleyan	W	24	14
A 3/1	Drake	W	32	10
A 3/2	Drake	W	21	14
A 3/8	Kansas State	W	31	23
A 3/9	Kansas State	L	16	26


Season Note: Eighth straight .500 or better record.

1918-19

Overall Record: 10-6
 Conference: 10-6 in Missouri Valley (3rd)
 Home: 6-2 (6-2) Away: 4-4 (4-4)
 Coach: Dr. E.J. Stewart

A 1/22	Drake	W	34	13
A 1/23	Grinnell	W	24	14
A 1/24	Grinnell	L	15	16
A 1/25	Drake	W	24	14
H 1/30	Drake	L	15	22
H 2/1	Drake	W	19	9
H 2/7	Washington (Mo.)	W	35	25
H 2/8	Washington (Mo.)	W	28	13
H 2/14	Missouri	W	28	26
H 2/15	Missouri	W	21	14
A 3/5	Kansas	L	17	31
A 3/6	Kansas	W	29	24
A 3/8	Kansas State	L	32	34
A 3/9	Kansas State	L	21	30
H 3/12	Grinnell	W	27	15
H 3/13	Grinnell	L	21	22

Season Notes: NU finished third in Missouri Valley Conference race...Carl Jackson was first-team all-conference pick, first for Huskers in six seasons...final season for Coach E.J. Stewart.



The 1911-12 team captured the school's first Missouri Valley Conference title.



1897-1926: GRANT HALL



1927-1976: NEBRASKA COLISEUM



1976-2013: BOB DEVANEY SPORTS CENTER



2013-PRESENT: PINNACLE BANK ARENA

1919-20

Overall Record: 22-2
Conference: No conference affiliation
Home: 13-1 Away: 9-1
Coach: Paul Schlisser

H	12/17	Morningside.....	W	37	14
H	12/18	Morningside.....	W	39	9
H	1/9	Omaha Athletic Club.....	W	51	10
H	1/10	Omaha Athletic Club.....	W	26	23
A	1/13	Hastings.....	W	47	9
A	1/14	Colorado College.....	W	32	19
A	1/15	Colorado College.....	L	23	25
A	1/16	Colorado.....	W	27	16
A	1/17	Colorado.....	W	24	17
H	1/23	South Dakota.....	W	41	12
H	1/24	South Dakota.....	W	33	12
H	2/5	Indiana.....	L	20	24
H	2/6	Indiana.....	W	38	18
H	2/13	Michigan State.....	W	43	26
H	2/14	Michigan State.....	W	39	20
H	2/20	Notre Dame.....	W	25	18
H	2/21	Notre Dame.....	W	31	15
A	2/24	Morningside.....	W	44	12
A	2/25	Morningside.....	W	50	13
A	2/26	Knox (OT).....	W	31	24
A	2/27	Valparaiso.....	W	30	17
A	2/28	Valparaiso.....	W	35	20
H	3/5	Colorado College.....	W	23	9
H	3/6	Colorado College.....	W	33	12

Season Notes: Playing without a conference affiliation for first time since 1906-07 season, Nebraska finished with first 20-win season ever (22 victories)...fewest losses for NU since 1915-16 season...22 wins would stand as school record until 1990-91 campaign...first season on Husker sideline for Coach Paul Schlisser.

1920-21

Overall Record: 15-3
Conference: 9-1 in Missouri Valley (2nd)
Home: 10-1 (6-0) Away: 5-2 (3-1)
Coach: Paul Schlisser

A	1/1	Illinois.....	W	30	25
A	1/3	Illinois.....	L	24	26
A	1/4	Illinois Wesleyan.....	W	32	1
H	1/14	Grinnell.....	W	31	10
H	1/15	Grinnell.....	W	28	15
H	1/21	South Dakota.....	W	39	13
H	1/31	Oklahoma.....	W	34	20
H	2/1	Oklahoma.....	W	28	15
A	2/9	Iowa State.....	L	30	38
A	2/10	Iowa State.....	W	32	23
A	2/11	Grinnell.....	W	31	16
A	2/12	Grinnell.....	W	29	22
H	2/18	Notre Dame.....	W	25	18
H	2/19	Notre Dame.....	W	39	21
H	2/25	Colgate.....	L	15	21
H	2/26	Colgate.....	W	24	15
H	3/4	Iowa State.....	W	33	16
H	3/5	Iowa State.....	W	37	11

Season Notes: Nebraska finished second in the conference race with 9-1 mark...final season for Coach Paul Schlisser.

1921-22

Overall Record: 8-9
Conference: 8-8 in Missouri Valley (t-4th)
Home: 4-4 (4-4) Away: 4-5 (4-4)
Coach: Owen A. Frank

A	1/4	Wisconsin.....	L	14	27
H	1/7	Washington (Mo.).....	W	31	23
A	1/9	Iowa State.....	W	21	14
H	1/13	Missouri.....	L	31	46
H	1/14	Grinnell.....	W	27	17
H	1/19	Kansas.....	L	15	25
A	1/27	Oklahoma.....	L	21	29
H	2/4	Iowa State.....	L	7	26
A	2/7	Grinnell.....	W	28	25
A	2/14	Kansas State.....	W	25	24
A	2/18	Drake.....	L	32	34
H	2/22	Oklahoma.....	W	39	34
A	2/24	Missouri.....	L	16	55
A	2/25	Washington (Mo.).....	W	33	32
H	2/28	Drake.....	L	15	29
H	3/3	Kansas State.....	W	21	13

A 3/6 Kansas..... L 18 41
Season Note: In first season under Coach Owen A. Frank, Nebraska finished 8-9 overall, 8-8 in MVC.

1922-23

Overall Record: 5-12
Conference: 5-11 in Missouri Valley (6th)
Home: 2-6 (2-6) Away: 3-6 (3-5)
Coach: Owen A. Frank

A	1/5	Kansas.....	L	20	30
A	1/6	Kansas State.....	W	21	15
H	1/18	Drake.....	L	18	30
H	1/20	Oklahoma.....	W	25	19
H	1/22	Missouri.....	L	18	33
A	1/25	Drake.....	L	25	36
A	1/26	Iowa State.....	W	21	15
A	1/27	Grinnell.....	W	20	13
H	2/2	Grinnell.....	L	17	32
H	2/3	Iowa State.....	L	17	21
A	2/9	Oklahoma.....	L	25	31
H	2/12	Kansas.....	L	15	36
H	2/16	Kansas State.....	L	14	17
A	2/23	Washington (Mo.).....	L	32	34
A	2/24	Missouri.....	L	22	39
H	3/2	Washington (Mo.).....	W	24	22
A	3/3	Creighton.....	L	24	46

Season Note: Final season for Coach Owen A. Frank.

1923-24

Overall Record: 11-7
Conference: 10-6 in Missouri Valley (3rd)
Home: 8-2 (7-2) Away: 3-5 (3-4)
Coach: W.E. Kline

A		Kansas City A.C.....	L	18	27
H	1/5	Missouri.....	W	24	18
H	1/7	Oklahoma.....	W	35	21
H	1/11	Kansas State.....	W	27	14
A	1/17	Kansas State.....	L	23	26
A	1/18	Kansas.....	L	18	19
A	1/19	Oklahoma.....	L	20	32
H	1/26	Kansas.....	L	10	13
H	2/1	Creighton.....	W	25	21
A	2/2	Drake.....	L	15	19
A	2/4	Grinnell.....	W	32	19
A	2/8	Missouri.....	W	31	11
A	2/9	Washington (Mo.).....	W	32	18
H	2/15	Grinnell.....	W	32	18
H	2/22	Washington (Mo.).....	W	38	17
A	2/27	Iowa State.....	W	18	16
H	3/3	Iowa State.....	W	27	14
H	3/6	Drake.....	L	12	25

Season Note: Nebraska finished 11-7 in Coach W.E. Kline's rookie season.

1924-25

Overall Record: 12-5
Conference: 11-5 in Missouri Valley (2nd)
Home: 6-2 (6-2) Away: 6-3 (5-3)
Coach: W.E. Kline

A	1/9	Kansas State.....	W	23	11
A	1/10	Oklahoma.....	W	23	18
H	1/17	Drake.....	W	20	8
H	1/31	Kansas.....	L	20	25
H	2/7	Oklahoma.....	W	31	17
H	2/9	Grinnell.....	W	35	27
H	2/13	Kansas State.....	W	32	20
A	2/17	Kansas.....	L	20	28
A	2/20	Washington (Mo.).....	W	24	20
A	2/21	Missouri.....	W	25	20
H	2/24	Iowa State.....	W	37	17
H	2/27	Missouri.....	W	24	21
A	2/28	Creighton.....	W	15	11
A	3/2	Drake.....	L	10	18
A	3/3	Grinnell.....	L	21	36
A	3/4	Iowa State.....	W	28	13
H	3/5	Washington (Mo.).....	L	16	36

Season Notes: In second and final season under Coach W.E. Kline, Huskers finished second to Kansas in Missouri Valley Conference race...Orr Goodson and Mutt Volz were first-team all-conference picks, first time a Husker player had been so honored since 1918-19 season; first time two NU players landed spot on first unit since 1912-13.

1925-26

Overall Record: 8-10
 Conference: 7-7 in Missouri Valley (5th)
 Home: 4-5 (4-3) Away: 4-5 (3-4)
 Coach: Ernest Bearg

H	12/18	South Dakota.....	L	19	20
A	1/2	Kansas City A.C.....	L	20	36
A	1/9	Creighton.....	W	20	15
H	1/16	Grinnell.....	W	24	14
H	1/23	Iowa State.....	W	18	13
A	1/30	Grinnell.....	W	39	18
A	2/1	Iowa State.....	W	27	12
A	2/2	Drake.....	W	23	21
H	2/6	Kansas.....	L	14	25
A	2/9	Kansas State.....	L	26	41
H	2/15	Creighton.....	L	11	15
H	2/16	Kansas State.....	L	21	28
H	2/19	Missouri.....	L	24	26
H	2/20	Washington (Mo.).....	W	26	20
A	2/27	Kansas.....	L	17	30
H	3/1	Drake.....	W	22	21
A	3/5	Missouri.....	L	22	24
A	3/6	Washington (Mo.).....	L	14	22

Season Notes: In only season under Coach Ernest Bearg, Huskers finished 8-10...after playing in Grant Hall since 1897, NU dropped first-ever game in NU Coliseum to Kansas, 25-14.

1926-27

Overall Record: 12-6
 Conference: 7-5 in Missouri Valley (4th)
 Home: 7-2 (4-2) Away: 5-4 (3-3)
 Coach: Charles T. Black

A	1/3	Hillyard's.....	L	20	36
A	1/10	Kansas State.....	L	23	34
A	1/14	Washington (Mo.).....	W	37	20
A	1/15	Missouri.....	W	35	23
A	1/19	Kansas.....	W	27	24
H	1/22	Drake.....	L	34	35
H	1/29	Iowa State.....	W	35	19
A	2/4	Oklahoma.....	W	37	29
A	2/5	Oklahoma State.....	L	24	27
H	2/8	Grinnell.....	W	30	22
H	2/12	Kansas State.....	W	26	24
H	2/14	Missouri.....	W	27	22
H	2/18	Oklahoma.....	W	36	26
H	2/19	Oklahoma State.....	W	35	27
H	2/22	Washington (Mo.).....	W	41	24
H	2/26	Kansas.....	L	25	34
A	3/3	Iowa State.....	L	24	26
A	3/5	Drake.....	W	46	32

Season Notes: In first season under Coach Charles T. Black, a former Kansas All-American, Huskers finished 12-6 and 7-5 in Missouri Valley, good for fourth place...Clark Smatha earned first-team All-Missouri Valley Conference honors.

1927-28

Overall Record: 7-11
 Conference: 7-11 in Missouri Valley (t-7th)
 Home: 5-4 (5-4) Away: 2-7 (2-7)
 Coach: Charles T. Black

A	12/16	Washington (Mo.).....	L	27	28
A	12/17	Missouri.....	L	15	36
H	1/7	Missouri.....	W	36	26
H	1/9	Washington (Mo.).....	L	19	30
A	1/14	Drake.....	L	28	32
H	1/21	Kansas State.....	L	24	29
H	1/28	Iowa State.....	W	37	26
H	2/4	Oklahoma State.....	L	21	32
A	2/9	Iowa State.....	W	32	26
A	2/10	Grinnell.....	W	35	22
H	2/14	Drake.....	W	34	27
A	2/17	Kansas.....	L	27	33
A	2/18	Kansas State.....	L	22	28
H	2/24	Kansas.....	W	32	28
H	2/25	Oklahoma.....	L	36	38
H	2/28	Grinnell.....	W	35	16
A	3/3	Oklahoma.....	L	28	43
A	3/5	Oklahoma State.....	L	43	47

Season Notes: Entire schedule was played against conference opponents...NU was 7-9 with two games

left, but lost bid for .500 with losses at Oklahoma and Oklahoma State to end season.

1928-29

Overall Record: 11-5
 Conference: 5-5 in Big Six (3rd)
 Home: 6-2 (3-2) Away: 5-3 (2-3)
 Coach: Charles T. Black

H	12/20	South Dakota State.....	W	36	25
A	1/4	Colorado College.....	W	32	24
A	1/5	Colorado College.....	W	48	26
H	1/12	Missouri.....	L	25	30
H	1/15	South Dakota.....	W	46	28
H	1/19	Kansas.....	W	30	29
A	1/24	Kansas State.....	L	21	30
A	1/26	Oklahoma.....	L	20	29
H	2/2	Iowa State.....	W	45	39
A	2/7	Kansas.....	W	37	31
H	2/11	Oklahoma.....	L	34	39
H	2/16	Drake.....	W	37	24
A	2/22	Iowa State.....	L	33	37
A	2/23	Drake.....	W	33	26
A	2/25	Missouri.....	W	39	33
H	3/2	Kansas State.....	W	62	45

Season Notes: After being affiliated with the Missouri Valley Conference since 1907-08, Nebraska, Missouri, Kansas, Kansas State, Iowa State and Oklahoma formed the Big Six...second winning season in three years for Coach Charles T. Black.

1929-30

Overall Record: 9-9
 Conference: 6-4 in Big Six (3rd)
 Home: 6-3 (3-2) Away: 3-6 (3-2)
 Coach: Charles T. Black

A	12/28	Saint Louis.....	L	27	37
A	12/30	Butler.....	L	26	38
A	1/2	West Virginia.....	L	19	45
A	1/4	Pittsburgh.....	L	27	34
A	1/10	Kansas State.....	W	41	39
H	1/11	Montana State.....	L	30	61
H	1/14	South Dakota State.....	W	29	27
A	1/18	Missouri.....	L	21	27
H	1/20	Oklahoma.....	W	35	20
A	1/22	Iowa State.....	W	32	22
H	1/25	Iowa.....	W	41	26
H	2/1	Kansas State.....	L	42	46
A	2/8	Oklahoma.....	W	47	37
A	2/10	Kansas.....	L	20	27
H	2/12	Saint Louis.....	W	45	43
H	2/15	Missouri.....	W	34	31
H	2/22	Iowa State.....	W	52	50
H	3/1	Kansas.....	L	35	36

Season Notes: Nebraska led Big Six in scoring at 34.9 points per game...Don Maclay was first-team All-Big Six center...NU finished two games back of league champion Missouri.

1930-31

Overall Record: 9-9
 Conference: 6-4 in Big Six (2nd)
 Home: 5-4 (3-2) Away: 4-5 (3-2)
 Coach: Charles T. Black

A	12/13	South Dakota.....	W	18	17
H	12/19	Pittsburgh.....	L	22	23
A	12/27	Washington.....	L	38	41
A	12/29	Washington.....	L	24	27
A	12/30	Washington.....	L	32	38
H	1/5	Brigham Young.....	L	44	55
H	1/10	Missouri.....	W	42	32
A	1/17	Oklahoma.....	W	36	30
A	1/19	Kansas (OT).....	W	31	30
H	1/24	Drake.....	W	30	25
H	1/31	Iowa State.....	W	31	19
H	2/2	Butler.....	W	32	14
A	2/7	Missouri.....	L	20	33
A	2/9	Kansas State.....	W	37	31
H	2/14	Kansas.....	L	29	34
A	2/16	Iowa State.....	L	28	42
H	2/24	Kansas State.....	L	30	32
H	2/28	Oklahoma.....	W	41	30

Season Notes: Nebraska's second-place finish in Big Six race was its best since 1924-25 campaign...Huskers

finished one game back of first-place Kansas...center Don Maclay earned All-America honors...Steve Hokuf earned first-team All-Big Six honors as a guard.

1931-32

Overall Record: 3-17
 Conference: 2-8 in Big Six (6th)
 Home: 1-9 (1-4) Away: 2-8 (1-4)
 Coach: Charles T. Black

H	12/12	South Dakota.....	L	36	41
H	12/17	Brigham Young.....	L	27	31
A	12/19	Iowa.....	L	29	34
A	12/28	Wisconsin-Superior.....	L	34	36
A	12/29	Minnesota.....	L	24	32
H	1/4	Carleton.....	L	30	40
A	1/8	Iowa State.....	W	28	24
A	1/9	Drake.....	W	33	19
H	1/12	Kansas.....	L	31	34
A	1/16	Missouri.....	L	18	30
A	1/18	Kansas State.....	L	20	32
H	1/23	Oklahoma.....	L	34	37
H	2/1	Iowa State.....	L	32	33
H	2/6	Kansas State.....	W	32	26
H	2/10	Saint Louis.....	L	28	31
A	2/13	Oklahoma.....	L	32	46
A	2/15	Kansas.....	L	19	51
H	2/26	Missouri.....	L	28	32
A	3/4	Creighton.....	L	18	47
H	3/7	Creighton.....	L	26	28

Season Notes: Three wins were fewest for Huskers since 1900-01 season...last year of NU-Creighton series until 1977-78 campaign...final season for Coach Charles T. Black.

1932-33

Overall Record: 3-13
 Conference: 2-8 in Big Six (t-5th)
 Home: 2-7 (1-4) Away: 1-6 (1-4)
 Coach: William H. Browne

H	12/16	Arkansas.....	L	24	41
A	12/22	Carleton.....	L	19	23
A	12/23	Minnesota.....	L	25	27
H	1/2	Minnesota.....	L	22	32
H	1/3	Stanford.....	L	17	21
A	1/6	Kansas.....	L	29	32
A	1/7	Missouri.....	L	33	37
H	1/14	Kansas State.....	W	31	25
H	1/30	Iowa State.....	L	25	30
H	2/4	Kansas.....	L	20	34
A	2/11	Oklahoma.....	L	35	39
A	2/13	Kansas State.....	L	30	36
H	2/18	South Dakota.....	W	34	25
H	2/25	Missouri.....	L	31	39
A	2/28	Iowa State.....	W	43	16
H	3/4	Oklahoma.....	L	27	38

Season Notes: Huskers finished with three wins for second consecutive season...debut for Coach William H. Browne...Steve Hokuf was first-team All-Big Six pick and earned All-America honors.

1933-34

Overall Record: 7-11
 Conference: 5-5 in Big Six (4th)
 Home: 5-2 (4-1) Away: 2-9 (1-4)
 Coach: William H. Browne

A	12/20	Marquette.....	L	22	25
A	12/21	Northwestern.....	L	22	35
A	12/22	DePaul.....	L	13	33
A	12/29	North Dakota.....	L	22	50
A	12/30	North Dakota State.....	W	32	29
A	1/1	Minnesota.....	L	16	32
A	1/5	Iowa State (OT).....	W	37	31
H	1/9	Kansas.....	W	24	21
A	1/13	Missouri.....	L	26	36
A	1/15	Kansas State.....	L	24	25
H	1/20	Wyoming.....	L	24	33
H	1/27	Oklahoma.....	L	36	44
H	2/3	Kansas State.....	W	38	31
H	2/9	Missouri.....	W	34	27
A	2/17	Oklahoma.....	L	23	53
A	2/19	Kansas.....	L	24	25
H	2/24	Iowa State.....	W	26	21

H 3/1 Saint Louis..... W 29 25
 Season Note: Nebraska lost four straight to open the season, then went 7-7 over last 14 games.

1934-35

Overall Record: 6-12
 Conference: 3-7 in Big Six (5th)
 Home: 6-4 (3-2) Away: 0-8 (0-5)
 Coach: William H. Browne

A	12/15	Wyoming.....	L	23	26
H	12/20	Iowa.....	L	24	31
H	12/22	North Dakota.....	W	34	21
H	12/29	Minnesota.....	W	26	24
H	1/2	Stanford.....	L	31	34
A	1/4	Millikin.....	L	35	36
A	1/5	Saint Louis.....	L	28	30
H	1/12	Iowa State.....	W	32	31
A	1/19	Missouri.....	L	31	32
A	1/21	Kansas State.....	L	41	47
H	1/26	Denver.....	W	34	22
H	2/4	Missouri.....	L	21	23
A	2/9	Oklahoma.....	L	32	38
A	2/11	Kansas.....	L	21	32
H	2/15	Kansas.....	L	24	32
H	2/18	Oklahoma.....	W	32	24
A	2/23	Iowa State.....	L	14	22
H	3/2	Kansas State.....	W	28	21

Season Note: NU won Big Six opener, then dropped six straight in conference play and finished with fourth consecutive losing record.

1935-36

Overall Record: 13-8
 Conference: 7-3 in Big Six (2nd)
 Home: 7-1 (4-1) Away: 6-7 (3-2)
 Coach: William H. Browne

H	12/17	Brigham Young.....	W	53	34
A	12/20	Minnesota.....	W	41	24
A	12/27	Wyoming.....	W	46	42
A	12/28	Brigham Young.....	L	39	46
A	12/30	Utah.....	W	48	47
A	1/3	Santa Clara.....	L	48	61
A	1/4	Stanford.....	L	39	42
A	1/7	Denver.....	L	35	45
H	1/10	Missouri.....	W	31	26
H	1/13	Wyoming.....	W	31	22
A	1/18	Oklahoma.....	W	40	33
A	1/20	Kansas.....	L	23	45
A	1/25	Iowa State (OT).....	L	40	41
H	2/1	Kansas State.....	W	43	30
H	2/3	South Dakota.....	W	48	27
A	2/8	Missouri.....	W	43	33
A	2/10	Kansas State.....	W	40	32
H	2/15	Iowa State.....	W	49	20
H	2/24	Oklahoma.....	W	55	28
H	2/29	Kansas.....	L	36	43

Olympic Playoff
 KC 3/12 Oklahoma State..... L 19 36
 Season Notes: George Wahlquist was first-team All-Big Six selection and earned All-America honors...NU finished second to Kansas in Big Six race, three games back of 10-0 Jayhawks...13 wins were most for Huskers since school-record 22 victories in 1919-20.


1936-37

Overall Record: 13-7
 Conference: 8-2 in Big Six (t-1st)
 Home: 7-1 (4-1) Away: 6-6 (4-1)
 Coach: William H. Browne

A	12/11	South Dakota.....	L	31	33
H	12/19	Montana.....	W	53	39
H	12/21	Minnesota.....	W	29	24
H	12/22	Ohio State.....	W	32	23
A	12/26	Loyola (Ill.).....	L	35	53
A	12/28	Western Reserve.....	W	4	

2024-25 NEBRASKA BASKETBALL

ALL-TIME RESULTS



Elmer Dohrmann is the all-time leading letterwinner at Nebraska, earning 11 letters, including three each in football, basketball and baseball and two in track. He played basketball at Nebraska from 1936 to 1938, helping the Huskers to a conference title in 1936-37.

A	1/30	Kansas State	W	41	38
A	2/2	Kansas	L	22	27
A	2/12	Oklahoma	W	33	29
H	2/15	Kansas State	W	40	37
H	2/19	Missouri	W	50	21
H	2/27	Kansas	W	37	32
A	3/3	Iowa State	W	48	31

Season Notes: Nebraska closed season with five straight wins to earn a share of Big Six title for first time since 1915-16...Robert Parsons was first-team All-Big Six pick and earned All-America honors...NU had consecutive double-digit win total for first time in more than a decade.

1937-38

Overall Record: 9-11
 Conference: 4-6 in Big Six (t-3rd)
 Home: 7-3 (3-2) Away: 2-8 (1-4)
 Coach: William H. Browne

A	12/11	Ohio State	L	31	42
H	12/17	South Dakota	W	44	28
A	12/20	Minnesota	L	28	33
H	12/23	Indiana	L	42	43
A	12/28	Detroit	L	33	34
A	12/30	Bradley	L	30	50
A	1/1	Niagara	W	43	37
H	1/7	California	W	38	32
H	1/10	Colorado	W	29	18
H	1/14	Missouri	L	18	27
H	1/22	Kansas State	W	46	32
A	1/29	Iowa State	W	35	32
A	2/2	Kansas	L	33	48
A	2/5	Oklahoma	L	48	50
H	2/9	Oklahoma	W	52	42
A	2/12	Missouri	L	30	38
H	2/14	Iowa State	W	50	23
H	2/19	Loyola (Ill.)	W	39	38
A	2/21	Kansas State	L	29	41
H	2/26	Kansas	L	47	50

Season Note: Robert Parsons was first-team All-Big Six pick for second straight season.

1938-39

Overall Record: 7-13
 Conference: 3-7 in Big Six (5th)
 Home: 5-5 (3-2) Away: 2-8 (0-5)
 Coach: William H. Browne

H	12/10	South Dakota	W	44	30
H	12/17	Bradley	L	24	39
H	12/21	Minnesota	L	37	66
H	12/23	Wyoming	W	38	30
A	12/26	California	W	46	43
A	12/27	California	L	30	58
A	12/29	UCLA	W	35	30
A	12/30	UCLA	L	40	42
A	1/3	Stanford	L	47	56
H	1/14	Kansas	W	48	37
A	1/17	Kansas State	L	38	43
A	1/21	Missouri	L	41	54
A	1/28	Oklahoma	L	39	56
H	1/30	Iowa State	W	51	44
H	2/8	Kansas State	W	42	34
A	2/14	Kansas	L	46	49
H	2/18	Missouri	L	36	46
H	2/24	DePaul	L	33	37
A	2/27	Iowa State	L	28	41
H	3/4	Oklahoma	L	45	53

Season Notes: NU ended season with five straight losses; recorded second consecutive losing season...Oklahoma, a team that swept the Huskers, represented the Big Six in first NCAA Tournament.

1939-40

Overall Record: 6-12
 Conference: 2-8 in Big Six (t-4th)
 Home: 5-6 (2-3) Away: 1-6 (0-5)
 Coach: William H. Browne

H	12/9	South Dakota	W	39	15
H	12/15	Indiana	L	39	49
H	12/20	Stanford	W	48	47
A	12/23	Minnesota	L	37	61
H	12/27	Utah	L	40	63
A	12/30	Wisconsin	W	53	43
H	1/2	Detroit	L	46	47
H	1/6	California	W	46	32
H	1/8	Iowa State	W	44	28
A	1/13	Missouri	L	33	46
A	1/19	Kansas State	L	25	32
A	1/23	Kansas	L	24	40

H	1/27	Oklahoma	L	41	56
H	2/3	Missouri	L	40	41
A	2/9	Oklahoma	L	28	45
H	2/13	Kansas State	W	61	28
A	2/17	Iowa State	L	33	40
H	2/24	Kansas	L	41	48

Season Notes: Nebraska dropped eight of last nine games to spoil Coach W.H. Browne's final season... Huskers dropped 10-point decision to eventual national champion Indiana at Lincoln in second game of season.

1940-41

Overall Record: 8-10
 Conference: 6-4 in Big Six (3rd)
 Home: 5-4 (3-2) Away: 3-6 (3-2)
 Coach: A.J. Lewandowski

A	12/6	South Dakota	L	39	40
H	12/14	Marquette	W	35	20
H	12/18	Kentucky	W	40	39
H	12/21	Minnesota	L	36	43
A	12/26	California	L	24	30
A	12/27	Stanford	L	46	57
A	12/30	Oregon State	L	38	61
H	1/4	Wisconsin	L	31	46
H	1/7	Kansas State	W	33	23
H	1/10	Oklahoma	L	29	40
A	1/17	Kansas State	L	32	35
H	1/20	Missouri	W	40	29
A	1/25	Iowa State	W	38	35
H	2/1	Iowa State	W	41	36
A	2/10	Kansas	L	38	44
A	2/15	Missouri	W	38	36
A	2/22	Oklahoma	W	43	42
H	3/1	Kansas	L	53	55

Season Notes: Two-point loss to Kansas in season finale kept Nebraska from .500 record for first time since 1936-37 season...Sid Held and Don Fritz earned first-team All-Big Six honors...first season of five-year tenure for Coach A.J. Lewandowski...for second straight year, NU lost game to eventual national champion (Wisconsin) in non-league play.

1941-42

Overall Record: 6-13
 Conference: 4-6 in Big Six (4th)
 Home: 4-5 (3-2) Away: 2-8 (1-4)
 Coach: A.J. Lewandowski

H	12/12	South Dakota	W	48	28
A	12/15	Indiana	L	29	56
A	12/16	Kentucky	L	27	42
H	12/20	UCLA	L	36	42
H	12/22	Oregon	L	42	49
A	12/27	Minnesota	L	32	56
A	12/29	Detroit	L	29	33
A	12/30	Iowa	W	41	34
H	1/6	Kansas State	W	44	38
H	1/12	Missouri	W	51	45
H	1/17	Kansas	L	32	51
H	1/24	Great Lakes	L	40	50
A	1/31	Iowa State	L	33	39
A	2/2	Kansas State	L	35	38
H	2/7	Iowa State	W	39	31
A	2/14	Kansas	L	30	58
A	2/16	Oklahoma	L	29	37
H	2/21	Oklahoma	L	41	46
A	2/28	Missouri	W	41	40

Season Note: After 2-0 Big Six start, NU lost four straight and seven of last nine games to finish with sub-.500 record for fifth straight season.

1942-43

Overall Record: 6-10
 Conference: 5-5 in Big Six (t-3rd)
 Home: 4-4 (3-2) Away: 2-6 (2-3)
 Coach: A.J. Lewandowski

A	12/7	South Dakota	L	30	40
A	12/12	Illinois	L	27	69
H	12/19	Iowa	W	52	43
H	12/30	Indiana	L	39	40
A	1/5	Kansas State	W	41	32
A	1/16	Missouri	W	39	36
A	1/18	Iowa State	L	38	50
H	1/21	Gardner Naval	L	37	52

H	1/30	Oklahoma	L	32	56
KC	2/6	Gardner Naval	L	37	43
H	2/13	Kansas	L	24	56
H	2/17	Kansas State (OT)	W	50	47
H	2/20	Missouri	W	56	50
A	2/23	Kansas	L	33	52
H	2/27	Iowa State	W	51	36
A	3/1	Oklahoma	L	48	65

Season Notes: Huskers swept Missouri third straight season...also swept Kansas State for first time in seven seasons.

1943-44

Overall Record: 2-13 Conference: 1-9 in Big Six (t-5th)
 Home: 2-5 (1-4) Away: 0-8 (0-5)
 Coach: A.J. Lewandowski

A	12/10	Iowa	L	33	50
A	12/11	DePaul	L	15	55
A	12/13	Minnesota	L	21	40
H	12/18	South Dakota	W	41	31
A	1/8	Iowa State	L	24	56
A	1/15	Kansas	L	27	51
A	1/17	Oklahoma	L	35	45
H	1/22	Minnesota	L	32	45
H	2/1	Kansas State	W	54	47
H	2/5	Missouri (OT)	L	32	36
A	2/12	Missouri	L	29	44
A	2/14	Iowa State	L	35	58
H	2/19	Kansas	L	47	56
H	2/26	Oklahoma	L	32	43
A	2/29	Kansas State	L	37	40

Season Notes: Fewest wins in season for Huskers since 1897-98 campaign...Nebraska failed to win road game for first time in eight years.

1944-45

Overall Record: 2-17 Conference: 1-9 in Big Six (6th)
 Home: 2-7 (1-4) Away: 0-10 (0-5)
 Coach: A.J. Lewandowski


H	12/16	Iowa	L	45	61
H	12/22	Minnesota	L	54	55
KC	12/23	Kansas State	L	46	49
H	12/27	Pentathlon	W	54	40
A	12/29	Illinois	L	39	71
A	12/30	Indiana	L	42	65
H	1/3	Oklahoma	L	37	44
A	1/8	Iowa State	L	38	50
A	1/12	Kansas	L	33	48
A	1/13	Oklahoma*	L	45	48
A	1/15	NATTC**	L	34	57
A	1/20	Kansas State	L	48	70
H	1/30	Navy Pre-Flight	L	42	62
H	2/3	Missouri	L	41	47
H	2/10	Kansas	W	59	45
A	2/17	Missouri (2OT)	L	54	55
A	2/19	Iowa State	L	45	47
A	2/20	Navy Pre-Flight***	L	41	55
H	2/24	Kansas State	L	47	55

*at Oklahoma City, Okla.; **at Norman, Okla.; ***at Iowa City, Iowa
 Season Notes: Final season for Coach A.J. Lewandowski... Huskers lost 10 straight from Dec. 27 through Feb. 3, ended streak with 14-point homecourt win over Kansas, then lost final four games of season.

1945-46

Overall Record: 7-13
 Conference: 3-7 in Big Six (t-4th)
 Home: 5-4 (2-3) Away: 2-9 (1-4)
 Coach: L.F. Klein

A	12/8	Minnesota	L	30	55
H	12/11	South Dakota	W	52	29
KC	12/14	Missouri	L	54	63
KC	12/15	Kansas State	W	62	47
A	12/17	Iowa	L	35	61
H	12/20	Illinois	L	51	62
H	12/28	Oregon State	W	48	40
A	12/29	Bradley	L	33	53
A	12/31	Marquette	L	36	49
H	1/2	Kansas State	W	44	37
A	1/7	Oklahoma	L	48	70
H	1/11	Kansas	L	45	56



Before starring with the New York Yankees, Bob Cerv lettered for the NU cagers from 1947 to 1950, one of seven athletes in NU history to earn eight or more monograms. Cerv was inducted into the Nebraska Athletics Hall of Fame in 2021.

A	1/14	Iowa State	L	39	57
A	1/18	Missouri	W	44	42
H	2/1	South Dakota State	W	52	50
H	2/8	Iowa State	L	45	57
H	2/11	Oklahoma	L	44	51
A	2/15	Kansas	L	30	72
H	2/25	Missouri	W	42	39
A	2/28	Kansas State	L	49	54

Season Note: L.F. Klein replaced A.J. Lewandowski as NU head coach and guided Huskers to 7-13 record in only season on bench.

1946-47

Overall Record: 10-14
 Conference: 3-7 in Big Six (t-5th)
 Home: 7-4 (3-2) Away: 3-10 (0-5)
 Coach: Harry Good

H	12/4	South Dakota	W	68	37
H	12/7	Ottumwa Navy	W	65	45
H	12/9	Drake	W	48	44

Big Six Holiday Tournament

KC	12/12	Arkansas	L	46	57
KC	12/13	Iowa State	W	54	51
KC	12/14	Oklahoma	L	52	63
H	12/17	St. Mary's (Calif.)	L	54	58
H	12/23	Minnesota	L	58	66
A	12/28	Illinois	L	37	72
A	12/30	Louisville	L	53	68
A	12/31	Western Kentucky	L	56	74
A	1/4	Kansas State	L	54	63
H	1/6	Oklahoma	W	44	41
H	1/14	Kansas	W	48	46
A	1/18	Missouri	L	41	47
A	1/20	Iowa State	L	44	61
A	1/31	Drake	W	65	44
A	2/1	Ottumwa Navy	W	72	53
H	2/4	South Dakota State	W	53	34
H	2/10	Iowa State	L	54	56
A	2/15	Kansas	L	37	69
A	2/17	Oklahoma	L	49	63
H	2/22	Missouri	L	49	60
H	2/27	Kansas State	W	54	50

Season Notes: NU was 9-10 with five games to go, but lost four of last five games to end 10-14...Harry Good became the NU head coach after several seasons at the University of Indiana...first year of league-sponsored Holiday Tournament at Kansas City, Mo., an event that lasted through 1978-79.

1947-48

Overall Record: 11-13
 Conference: 5-7 in Big Seven (5th)
 Home: 6-4 (3-3) Away: 5-9 (2-4)
 Coach: Harry Good

H	12/8	Purdue	L	56	60
A	12/13	Minnesota	L	59	63
H	12/16	South Dakota	W	65	38

Big Seven Holiday Tournament

KC	12/18	Missouri	W	46	44
KC	12/19	Oklahoma State	L	46	47
KC	12/20	Kansas (OT)	L	60	64
H	12/23	Colorado State	W	67	47
A	12/27	Stanford*	W	51	47
A	12/29	San Jose State	L	38	39
A	12/30	Nevada-Reno	L	58	63
A	1/2	Northern Colorado	W	58	54
A	1/6	Iowa State	L	44	55
H	1/12	Missouri	L	54	66
A	1/17	Colorado	W	59	55
H	1/31	Kansas State	L	45	64
H	2/3	South Dakota State	W	66	56
A	2/7	Kansas	W	61	57
A	2/9	Oklahoma	L	57	79
A	2/14	Missouri	L	41	47
H	2/21	Iowa State	W	62	57
H	2/25	Colorado	W	58	53
A	2/27	Kansas State	L	49	56
H	3/1	Oklahoma	L	74	81
H	3/6	Kansas	W	70	64

*San Francisco, Calif.

Season Notes: Claude Retherford led team in scoring, tallied school single-season record 244 points...Huskers were 10-11 going into final three games of season and had shot at first winning season since 1935-36, but dropped two of those games for 11th straight losing season...Colorado joined Big Six and the league changed its name to the Big Seven...NU led Big Seven in scoring at 55.9 points per game for all games.

1948-49

Overall Record: 16-10
 Conference: 9-3 in Big Seven (t-1st)
 Home: 9-2 (5-1) Away: 7-8 (4-2)
 Coach: Harry Good

H	12/1	NW Missouri State	W	59	39
H	12/6	Minnesota	L	52	61
H	12/11	Northern Iowa	W	63	52
H	12/17	Purdue	L	47	64
A	12/18	Cincinnati	L	46	64
A	12/20	Duquesne	L	49	55
A	12/21	Western Reserve	W	83	80

Big Seven Holiday Tournament

KC	12/28	Kansas State	L	34	48
KC	12/29	Missouri	L	50	52
KC	12/30	Harvard	W	56	54
H	1/8	Kansas	W	52	34
H	1/11	Washington (Mo.)	W	48	45
H	1/15	Iowa State	W	71	50
H	1/29	South Dakota	W	72	50
H	1/31	Kansas State	W	70	48
H	2/5	Colorado	W	45	43
A	2/12	Kansas	W	49	39
A	2/14	Oklahoma	L	45	47
A	2/19	Iowa State	W	44	41

H	2/21	Missouri	W	47	46
A	2/26	Colorado	W	56	45
A	3/1	Kansas State	L	28	53
H	3/5	Oklahoma	L	49	56
A	3/7	Missouri	W	52	48

Big Seven Playoff

KC	3/14	Oklahoma	W	57	56
----	------	----------	-------	---	----	----

NCAA District Tournament

KC	3/16	Oklahoma State (2)	L	35	52
----	------	--------------------	-------	---	----	----

Season Notes: Cornhuskers tied Oklahoma for first-place in league, beat Sooners in league playoff for spot in NCAA District Tournament...first NU title on hardwood since 1936-37 season...Claude Retherford led team in scoring for third straight year, finished with then-school single-season record 311 points...Retherford was first-team All-Big Seven pick, led conference in scoring for league games-only at 12.4 points per game and was conference MVP...Bus Whitehead also earned first-team all-conference honors...for second straight year, NU led league in scoring with 52.3 average.

1949-50

Overall Record: 16-7
 Conference: 8-4 in Big Seven (t-1st)
 Home: 12-1 (5-1) Away: 4-6 (3-3)
 Coach: Harry Good

H	12/3	South Dakota State	W	61	32
H	12/7	NW Missouri State	W	58	39
A	12/12	Bradley (1)	L	54	64
H	12/14	Northern Iowa	W	60	54
H	12/17	Baylor	W	69	55
H	12/19	Northern Colorado	W	63	43
H	12/23	Idaho	W	66	45

Big Seven Holiday Tournament

KC	12/28	Colorado	L	57	67
KC	12/29	Michigan	L	65	67
KC	12/30	Iowa State (OT)	W	85	67
H	1/2	South Dakota	W	47	40
H	1/2	Kansas	W	57	56
H	1/14	Iowa State	W	64	46
A	1/16	Colorado	L	59	72
H	1/30	Kansas State (OT, 12)	W	65	63
H	2/6	Missouri	W	50	41
A	2/11	Kansas	L	36	49
A	2/13	Oklahoma	W	57	55
H	2/18	Colorado	W	59	49
A	2/20	Missouri	W	55	48
A	2/25	Iowa State (OT)	W	56	54
H	3/4	16/Oklahoma	L	48	64
A	3/11	Kansas State (14)	L	60	63

Season Notes: Nebraska tied Kansas and Kansas State for Big Seven title; second straight year Huskers earned share of conference crown...NU went into final regular-season game with chance to win crown outright, but dropped three-point decision at Kansas State, forced to settle for tie with Jayhawks and Wildcats...Huskers finished seventh in Big Seven Holiday tourney, but opened league play 4-1, then after 13-point loss at Kansas, rebounded to win four straight before losing back-to-back games to end season...Bus Whitehead was first-team All-Big Seven performer, led Cornhuskers in scoring and tallied then-single-season record 360 points...NU made first-ever appearance in AP poll at No. 16 the week of Feb. 28.

1950-51

Overall Record: 9-14 Conference:
 4-8 in Big Seven (5th)
 Home: 7-2 (4-2) Away: 2-12 (0-6)
 Coach: Harry Good

A	12/2	Minnesota	L	41	55
H	12/4	NW Missouri State	W	61	39
A	12/8	Washington	L	49	54
A	12/9	Washington	L	53	71
A	12/11	California*	L	59	62
A	12/12	Santa Clara	W	53	38
H	12/19	Northern Iowa	W	63	55

Big Seven Holiday Tournament

KC	12/28	Missouri (9)	W	54	52
KC	12/29	Kansas State	L	53	72
KC	12/30	Kansas (10)	L	47	63
H	1/3	South Dakota	W	74	49
A	1/6	Kansas (20)	L	41	66
H	1/8	Iowa State	W	51	49

A	1/15	Colorado	L	45	51
A	2/2	Iowa State	L	51	67
H	2/5	Kansas State (4)	L	50	79
H	2/10	Kansas (20)	L	52	61
A	2/12	Oklahoma	L	49	72
H	2/19	Missouri	W	54	52
H	2/24	Colorado	W	58	45
A	2/26	Kansas State (5)	L	48	74
H	3/3	Oklahoma	W	46	44
A	3/7	Missouri	L	57	68

*San Francisco, Calif.

Season Notes: After a 1-1 start in league play, NU lost five straight, before winning three of last five league games...Bob Pierce averaged team-high 16.7 points, broke NU single-season scoring mark with 384 points...Jim Buchanan was only other player in double digits.

1951-52

Overall Record: 7-17
 Conference: 3-9 in Big Seven (7th)
 Home: 7-4 (3-3) Away: 0-13 (0-6)
 Coach: Harry Good

H	12/1	Northern Iowa	W	60	44
H	12/8	Minnesota	L	55	63
H	12/11	NW Missouri State	W	59	43
H	12/15	Fresno State	W	72	48
A	12/19	Southern Methodist	L	55	61
A	12/20	Texas Christian (OT)	L	57	58
A	12/21	Tampa	L	76	81
A	12/22	Miami	L	60	70

Big Seven Holiday Tournament

KC	12/27	Kansas State (8)	L	67	87
KC	12/28	Colorado	L	63	68
KC	12/29	Iowa State	L	66	75
H	1/5	Colorado	W	63	61
A	1/12	Kansas State (7)	L	36	71
H	1/14	Kansas (1)	L	66	69
H	1/26	South Dakota	W	82	59
A	1/28	Iowa State	L	72	78
H	2/2	Missouri	L	55	60
H	2/9	Oklahoma	W	67	66
A	2/11	Colorado	L	65	67
A	2/16	Kansas (9)	L	52	90
A	2/18	Oklahoma	L	59	65
H	2/25	Iowa State	W	75	53
H	3/1	Kansas State (3)	L	60	75
A	3/3	Missouri	L	53	68

Season Notes: Huskers posted second straight losing record and finished last in league for first time since 1944-45 campaign...guard Jim Buchanan earned All-America honors and was first-team All-Big Seven pick...Buchanan led Huskers in scoring with 16.7 average.

1952-53

Overall Record: 9-11
 Conference: 4-8 in Big Seven (6th)
 Home: 5-4 (2-4) Away: 4-7 (2-4)
 Coach: Harry Good

H	12/6	South Dakota	W	65	53
A	12/13	Minnesota	L	62	71
H	12/17	Springfield	W	82	73
A	12/20	Bradley	W	73	65

Big Seven Holiday Tournament

KC	12/27	Kansas	L	66	73
KC	12/29	Iowa State	W	83	79
KC	12/30	Colorado	L	53	67
H	1/3	Harvard	W	92	53
A	1/5	Colorado	W	80	65
H	1/12	Kansas	L	59	65
H	1/17	Iowa State	L	60	78
H	1/19	Missouri	W	73	62
H	2/7	Kansas State (5)	W	80	67
H	2/9	Colorado	L	78	86
A	2/14	Kansas (14)	L	58	77
A	2/16	Oklahoma	W	59	53
A	2/21	Missouri	L	59	66
H	2/28	Oklahoma	L	70	78
A	3/2	Iowa State	L	66	93
A	3/10	Kansas State (8)	L	80	108

Season Notes: Huskers were

N 2024-25 NEBRASKA BASKETBALL

ALL-TIME RESULTS

1953-54

Overall Record: 8-13
 Conference: 5-7 in Big Seven (t-4th)
 Home: 6-3 (4-2) Away: 2-10 (1-5)
 Coach: Harry Good

H	12/5	Minnesota	L	64	75
H	12/12	Iowa	W	81	70
H	12/15	South Dakota	W	70	53
A	12/19	Oregon State (11)	L	55	83
A	12/21	Oregon	L	68	84
A	12/22	Oregon	L	72	74
Big Seven Holiday Tournament					
KC	12/26	Kansas State	W	78	74
KC	12/29	Oklahoma	L	70	86
KC	12/30	Missouri	L	57	72
A	1/4	Iowa State	W	74	60
H	1/9	Oklahoma	W	76	72
H	1/11	Kansas State	W	88	75
H	1/18	Missouri	W	80	72
A	2/6	Kansas State	L	70	91
H	2/8	Colorado	L	67	75
A	2/13	Kansas (20)	L	68	79
A	2/15	Oklahoma	L	68	76
A	2/20	Colorado	L	58	83
H	2/22	Kansas (17)	L	62	67
H	2/27	Iowa State	W	78	65
A	3/1	Missouri	L	67	82

Season Notes: Huskers got off to 3-6 start, opened Big Seven play with four straight wins, but lost six straight and seven of their final eight games to finish 8-13...Bill Johnson led team in both scoring (18.2) and rebounding (11.2) for second straight season...Johnson's scoring average stood as NU record for 13 seasons...Johnson grabbed NU single-game record 26 rebounds in Jan. 4 game at Iowa State.

1954-55

Overall Record: 9-12
 Conference: 6-6 in Big Seven (t-3rd)
 Home: 7-1 (5-1) Away: 2-11 (1-5)
 Coach: Jerry Bush

A	12/6	Iowa (4)	L	61	84
H	12/11	South Dakota	W	87	51
A	12/18	Bradley	W	93	68
A	12/20	Alabama (19)	L	76	88
A	12/22	Memphis State	L	79	86
Big Seven Holiday Tournament					
KC	12/27	Missouri (7)	L	58	75
KC	12/29	Colorado	L	47	89
KC	12/30	Kansas (16)	L	66	69
H	1/4	Iowa State	W	76	63
A	1/8	Missouri (9)	L	59	67
H	1/11	Kansas State	W	69	59
H	1/15	Kansas	W	66	62
H	1/21	NW Missouri State	W	74	54
A	2/5	Kansas State	L	62	79
H	2/7	Colorado	W	84	77
H	2/12	Oklahoma	W	75	67
H	2/14	Missouri (14)	L	73	76
A	2/19	Kansas	W	68	55
A	2/21	Oklahoma	L	76	78
A	2/26	Iowa State	L	75	82
A	3/5	Colorado	L	66	77

Season Notes: Under the direction of first-year mentor Jerry Bush, the Huskers finished 9-12...Bush, who replaced Harry Good as NU's coach, came to Lincoln after posting a 129-59 record in seven years at Toledo...Huskers were 9-9 after 18 games, but lost last three games to record school's fifth straight losing season...Willard Fagler led team in scoring with 13.6 average, while Rex Ekwall averaged team-high 11.5 rebounds per game.

1955-56

Overall Record: 7-16
 Conference: 3-9 in Big Seven (6th)
 Home: 5-5 (2-4) Away: 2-11 (1-5)
 Coach: Jerry Bush

A	12/3	Iowa	L	51	60
H	12/9	Texas Tech (OT)	W	69	63
A	12/10	Michigan	L	71	77
A	12/12	Wichita State	L	46	71
H	12/16	UCLA	W	71	65

A	12/19	Wisconsin	L	52	71
H	12/21	Vanderbilt (8)	L	48	66
Big Seven Holiday Tournament					
KC	12/28	Missouri	L	66	71
KC	12/29	Cornell (N.Y.)	W	70	69
KC	12/30	Kansas State	L	51	79
A	1/7	Colorado	L	63	78
H	1/16	Missouri	W	83	77
H	1/21	Colorado	L	50	77
H	2/4	Emporia State	W	72	59
H	2/6	Kansas State	L	52	66
A	2/11	Kansas	L	56	80
A	2/13	Oklahoma (OT)	W	68	61
H	2/18	Iowa State (OT)	L	69	71
A	2/20	Kansas State	L	50	73
H	2/25	Kansas	L	56	60
H	3/3	Oklahoma (OT)	W	64	63
A	3/5	Missouri	L	80	88
A	3/9	Iowa State	L	74	94

Season Notes: Biggest win of season was 71-65 homecourt decision over eventual Pac-8 Conference champion UCLA, the only time an NU team beat a John Wooden-coached Bruin squad...three of NU's seven wins were in overtime...Rex Ekwall led NU in both scoring (14.9) and rebounding (10.7).

1956-57

Overall Record: 11-12
 Conference: 5-7 in Big Seven (t-4th)
 Home: 7-2 (4-2) Away: 4-10 (1-5)
 Coach: Jerry Bush

A	11/30	UCLA	L	56	69
A	12/1	UCLA	L	60	78
H	12/3	Iowa	W	67	43
H	12/8	Michigan	W	73	60
H	12/10	Wisconsin	W	53	51
A	12/17	Purdue	W	65	62
A	12/20	Texas Tech	W	67	66
A	12/22	Vanderbilt	L	54	78
Big Seven Holiday Tournament					
KC	12/27	Michigan State	L	65	79
KC	12/28	Missouri	W	70	65
KC	12/29	Iowa State (14)	L	69	89
H	1/7	Colorado	W	74	52
A	1/12	Colorado	L	56	60
A	1/19	Missouri	W	84	65
A	2/4	Kansas State	L	53	89
H	2/9	Kansas (2)	L	54	69
A	2/11	Missouri	W	53	49
A	2/16	Iowa State (9)	L	47	59
H	2/18	Kansas State (17)	L	56	81
A	2/23	Kansas (2)	L	60	87
A	2/25	Oklahoma	L	53	55
H	3/6	Oklahoma	W	64	55
H	3/9	Iowa State (17)	W	67	58

Season Notes: After 0-2 start, Huskers won five straight games, with four of those victories against Big Ten schools...NU was 8-6 after Jan. 19 win over Missouri, but dropped five of its next seven games for seventh straight losing season...Rex Ekwall led team in both scoring (13.3) and rebounding (9.3).

1957-58

Overall Record: 10-13
 Conference: 5-7 in Big Seven (t-4th)
 Home: 9-2 (5-1) Away: 1-11 (0-6)
 Coach: Jerry Bush

H	12/2	South Dakota State	W	64	52
H	12/5	Wyoming	W	77	66
A	12/7	Michigan	L	57	81
A	12/9	Notre Dame (15)	L	56	69
H	12/14	Purdue	L	61	70
H	12/16	Denver	W	68	63
H	12/19	Ohio	W	61	53
A	12/21	Marquette	L	64	79
Big Seven Holiday Tournament					
KC	12/27	Princeton	W	74	64
KC	12/28	Kansas State (3)	L	57	88
KC	12/30	Iowa State (20)	L	51	61
A	1/6	Missouri	L	54	55
A	1/11	Kansas State (4)	L	59	74
H	1/13	Oklahoma (14)	W	57	54
H	1/18	Iowa State	L	52	57

A	2/1	Iowa State	L	63	78
A	2/8	Kansas (2)	L	46	102
A	2/10	Oklahoma (20)	L	39	66
H	2/12	Missouri (OT)	W	67	62
H	2/17	Colorado	W	50	41
H	2/22	Kansas (4)	W	43	41
H	3/3	Kansas State (1)	W	55	48
A	3/8	Colorado	L	52	54

Season Notes: After splitting its first eight games, NU lost eight of its next nine games before winning four of final five games...two of the school's most-memorable wins came late in season...Kansas handed NU its worst loss ever, 102-46, at Lawrence, but Huskers avenged loss by knocking off fourth-ranked Jayhawks in Lincoln, 43-41...NU guard Jimmy Kubacki hit a 15-foot jumper with two seconds left to give the Huskers the win over the Wilt Chamberlain-led Jayhawks...nine days later, the Huskers shocked No. 4 Kansas State and Omaha native Bob Boozer...K-State went into March 3 game ranked fourth in AP poll, but was No. 1 when the new poll was released on March 4...Wilson Fitzpatrick and Gary Reimers both averaged a team-best 11.5 points per game, while Herschell Turner led team in rebounding with an 8.2 average.

1958-59

Overall Record: 12-13
 Conference: 5-9 in Big Eight (t-5th)
 Home: 9-3 (4-3) Away: 3-10 (1-6)
 Coach: Jerry Bush

H	12/1	NW Missouri State	W	85	44
H	12/6	Montana State	W	75	43
H	12/8	Marquette (17)	W	62	60
A	12/13	Minnesota	L	57	78
H	12/15	Texas Tech	W	54	46
A	12/18	Bradley (11)	L	48	85
A	12/20	Michigan State (11)	L	55	80
Big Eight Holiday Tournament					
KC	12/27	Oklahoma State	W	55	48
KC	12/29	Colorado	L	50	54
KC	12/30	Oklahoma	W	60	43
A	1/5	Colorado	L	50	57
H	1/10	Oklahoma State	W	47	44
H	1/12	Missouri	W	81	69
H	1/17	Iowa State	W	52	49
H	1/31	Detroit	W	91	77
H	2/2	Kansas State (3)	L	43	50
A	2/7	Oklahoma State	L	39	54
A	2/9	Oklahoma	L	48	54
H	2/14	Kansas	L	55	63
A	2/21	Kansas	L	50	66
H	2/23	Colorado	W	62	61
A	2/28	Iowa State	L	56	59
A	3/2	Missouri	W	81	79
H	3/5	Oklahoma	L	54	65
A	3/9	Kansas State (2)	L	54	76

Season Notes: NU finished with best record in nine-year tenure of Coach Jerry Bush...NU was 12-11 heading

into final two games, and needed one win to secure first winning season since 1949-50, but it dropped both games to finish 12-13...Herschell Turner led team in scoring (17.1) and rebounding (9.8)...Turner was first-team All-Big Eight pick and third-team All-America...Turner's scoring average was best for NU player since Bill Johnson's 18.2 mark in 1953-54...Oklahoma State's addition to the league made the Big Seven the Big Eight.

1959-60

Overall Record: 7-17
 Conference: 4-10 in Big Eight (t-7th)
 Home: 6-5 (4-3) Away: 1-12 (0-7)
 Coach: Jerry Bush

H	12/5	Air Force	W	68	54
H	12/7	Minnesota	W	76	66
H	12/14	Notre Dame	L	62	70
H	12/17	Michigan State (20T)	L	80	82
A	12/19	Oregon State	L	60	63
N*	12/21	Oregon State	L	65	67
A	12/23	Montana State	L	58	64
Big Eight Holiday Tournament					
KC	12/26	Colorado	L	55	64
KC	12/29	Kansas State	L	63	71
KC	12/30	Missouri	W	78	67
A	1/4	Iowa State	L	53	57
H	1/9	Kansas	L	47	60
A	1/11	Missouri	L	61	69
A	1/16	Colorado (OT)	L	57	62
H	1/30	Colorado	L	54	58
H	2/1	Missouri	W	64	59
A	2/6	Oklahoma State	L	47	52
A	2/8	Oklahoma	L	54	63
H	2/13	Iowa State	W	69	49
H	2/20	Kansas State	W	70	60
H	2/22	Oklahoma	L	49	50
H	2/27	Oklahoma State	W	54	47
A	3/5	Kansas State	L	74	83
A	3/7	Kansas	L	74	79

*Portland, Ore.
 Season Notes: After a 2-0 start, NU lost seven straight and 12 of its next 13 games and went on to finish 7-17...Herschell Turner was a first-team All-Big Eight performer after leading team in scoring (15.9) and rebounding (8.0) for second straight season...Turner became first 1,000-point scorer in school history with 1,056 points.

1960-61

Overall Record: 10-14
 Conference: 4-10 in Big Eight (6th)
 Home: 7-5 (3-4) Away: 3-9 (1-6)
 Coach: Jerry Bush

H	12/1	Northern Iowa	W	78	68
H	12/3	Wichita State	L	63	65
H	12/7	Utah State	W	65	60
H	12/13	Denver	W	77	52
A	12/17	Detroit (3)	L	62	71
A	12/19	Cincinnati	L	60	75
H	12/21	Arizona	W	79	55



Herschell Turner (left) earned third-team All-America honors under Coach Jerry Bush in 1959. Turner was also a two-time All-Big Eight performer for the Huskers.

Big Eight Holiday Tournament

KC 12/28	Kansas	L	53	78
KC 12/29	Missouri	W	90	72
KC 12/30	Oklahoma State	W	70	61
H 1/7	Missouri	W	62	48
H 1/9	Colorado (OT)	W	65	61
A 1/14	Colorado*	L	51	66
H 1/21	Iowa State	L	58	66
A 2/4	Oklahoma State	L	47	55
A 2/6	Oklahoma	L	58	69
H 2/11	Kansas	L	33	38
A 2/13	Iowa State	L	62	68
H 2/18	Oklahoma State	L	61	65
H 2/20	Oklahoma State	W	83	61
A 2/25	Kansas	W	69	68
H 2/27	Kansas State (8)	L	67	77
A 3/4	Kansas State (7)	L	56	75
A 3/6	Missouri	L	76	97

*CU won game, but later forfeited

Season Notes: After back-to-back wins over Oklahoma and Kansas in late February, Huskers stood 10-11 and needed two wins in final three games to secure first winning season since 1949-50, but NU lost all three games to finish 10-14...Tom Russell led NU in both scoring (12.5) and rebounding (9.7).

1961-62

Overall Record: 9-16

Conference: 5-9 in Big Eight (t-5th)

Home: 5-5 (2-5) Away: 4-11 (3-4)

Coach: Jerry Bush

A 12/4	Wichita State	L	49	79
H 12/7	Southern Methodist	W	63	60
A 12/9	Air Force	L	49	58
H 12/11	Notre Dame	W	65	61
H 12/16	Ohio	W	81	64
A 12/20	Wyoming	L	70	71
A 12/22	California	L	49	50
A 12/23	Stanford	L	59	72

Big Eight Holiday Tournament

KC 12/27	Kansas State (5)	L	48	60
KC 12/29	Oklahoma State	W	52	51
KC 12/30	Kansas	L	68	69
A 1/6	Kansas	W	69	67
H 1/10	Oklahoma	W	57	56
H 1/13	Colorado	L	56	58
A 1/20	Iowa State	L	72	84
A 2/3	Kansas State (4)	L	53	72
H 2/5	Oklahoma State	W	57	56
A 2/10	Colorado	L	63	74
H 2/12	Iowa State	L	66	79
A 2/17	Missouri	W	65	63
H 2/21	Kansas	L	70	73
H 2/24	Missouri	L	63	81
A 3/3	Oklahoma State	L	64	65
A 3/5	Oklahoma (OT)	W	71	69
H 3/7	Kansas State (3)	L	60	84

Season Notes: Six losses by three or fewer points gave Huskers 9-16 record rather than 15-10 mark...for second straight season, Tom Russell led NU in both scoring (16.5) and rebounding (8.0)...Russell also ranked seventh nationally in field goal percentage at .560...Russell scored then-school-record 38 points in Huskers' 73-70 homecourt loss to Kansas.

1962-63

Overall Record: 6-19

Conference: 1-13 in Big Eight (8th)

Home: 4-9 (1-6) Away: 2-10 (0-7)

Coach: Jerry Bush

A 12/1	Texas Tech	W	68	66
A 12/3	Houston	L	61	68
H 12/8	Air Force	W	43	39
H 12/10	Northern Iowa	W	78	59
H 12/15	Denver	L	54	63
H 12/17	Miami (Ohio)	W	72	69
H 12/21	Southern California	L	49	58
H 12/22	Southern California	L	53	55

Big Eight Holiday Tournament

KC 12/26	Iowa State	L	68	82
KC 12/28	Colorado	L	47	59
KC 12/29	Oklahoma	W	93	86
H 1/7	Colorado	L	47	75

A 1/12	Kansas State	L	53	66
A 1/19	Kansas	L	53	72
H 2/2	Kansas State	L	60	72
A 2/4	Iowa State	L	69	83
H 2/9	Missouri	L	61	69
H 2/11	Iowa State	L	54	75
A 2/16	Oklahoma State	L	41	51
A 2/18	Oklahoma	L	77	84
H 2/23	Kansas	L	39	45
H 2/25	Oklahoma State	W	49	48
H 3/2	Oklahoma	L	75	77
A 3/4	Colorado	L	51	80
A 3/6	Missouri	L	72	84

Season Notes: After a 4-2 start, NU lost 14 of next 15 games, including 10 straight to open Big Eight Conference play...Huskers avert winless conference record and snap 10-game losing streak with 49-48 win over Oklahoma State late in February...season was last for Coach Jerry Bush, who resigned following the season after nine years at the helm...the 19 losses were most ever in one year for a Husker team...Daryl Petsch led team in scoring with 14.8 average, while Charlie Jones was club's top rebounder (8.2).

1963-64

Overall Record: 7-18

Conference: 5-9 in Big Eight (t-6th)

Home: 6-5 (4-3) Away: 1-13 (1-6)

Coach: Joe Cipriano

H 12/2	Wyoming	W	79	72
A 12/6	Michigan (8)	L	55	80
A 12/7	Purdue	L	75	81
H 12/9	Texas Tech	L	60	76
H 12/14	Houston	L	58	64
A 12/20	Southern California	L	73	79
A 12/21	Southern California	L	64	79

Big Eight Holiday Tournament

KC 12/26	Kansas State	L	78	100
KC 12/28	Oklahoma	L	66	75
KC 12/30	Colorado	L	58	80
A 1/6	Iowa State	W	55	52
H 1/11	Missouri (OT)	W	74	69
A 1/14	Kansas	L	48	74
H 1/18	Oklahoma City	W	74	65
A 2/1	Missouri	L	60	78
H 2/3	Kansas State (OT)	L	66	73
H 2/8	Oklahoma (2OT)	W	76	69
H 2/10	Oklahoma State	W	54	53
H 2/15	Colorado	L	52	60
A 2/17	Kansas State	L	48	50
H 2/22	Iowa State	W	57	55
H 2/24	Kansas	L	55	64
A 2/29	Oklahoma State	L	45	81
A 3/2	Oklahoma	L	76	82
A 3/9	Colorado	L	73	89

Season Notes: After guiding Idaho to a 22-5 record in 1962-63, Joe Cipriano was tabbed as the Huskers' 22nd basketball coach, replacing Jerry Bush, who resigned after the 1962-63 season...NU scored 79-72 win over Wyoming in Cipriano's debut, then lost nine straight before opening Big Eight play with a 55-52 win at Iowa State...Charlie Jones led NU in scoring (12.9) and rebounding (6.8).

1964-65

Overall Record: 10-15

Conference: 5-9 in Big Eight (t-6th)

Home: 8-4 (3-4) Away: 2-11 (2-5)

Coach: Joe Cipriano

A 12/3	Wyoming	L	68	94
H 12/5	Purdue	W	96	85
H 12/7	South Dakota	W	74	63
H 12/12	Michigan (1)	W	74	73
A 12/18	Texas	L	73	77
A 12/20	Texas Tech	L	78	82
H 12/21	California	W	87	80
H 12/22	California	W	63	59

Big Eight Holiday Tournament

KC 12/28	Colorado	L	52	70
KC 12/29	Oklahoma State	L	61	74
KC 12/30	Iowa State	L	62	69
H 1/4	Kansas	L	56	66
A 1/9	Oklahoma State	L	54	93



Tom Baack (left) and Stu Lantz (right) gave Nebraska two 1,000-point scorers at the same time. The duo helped the Huskers post a 51-24 record, including a 20-win season in 1965-66.

A 1/11	Oklahoma	L	82	89
H 1/18	Iowa State	W	88	77
H 1/23	Oklahoma State	L	53	55
A 2/6	Colorado	L	52	62
A 2/9	Kansas State	W	62	57
H 2/13	Colorado	W	66	59
H 2/15	Missouri	L	74	92
A 2/20	Iowa State	W	69	65
A 2/23	Kansas	L	62	71
H 2/27	Oklahoma	W	67	63
A 3/2	Missouri	L	66	84
H 3/8	Kansas State	L	67	79

Season Notes: Fred Hare's buzzer-beater gave Huskers 74-73 homecourt upset win over top-ranked Michigan...Hare led NU in both scoring (15.2 ppg) and rebounding (7.4 rpg)...NU started 5-3, then dropped six straight and nine of its next 10 to assure 15th straight losing season.

1965-66

Overall Record: 20-5

Conference: 12-2 in Big Eight (2nd)

Home: 11-0 (7-0) Away: 9-5 (5-2)

Coach: Joe Cipriano

A 12/1	Wisconsin	W	101	88
H 12/7	Oregon State	W	75	63
A 12/10	California	L	71	87
A 12/11	California	W	70	68
H 12/14	Texas	W	75	64
H 12/18	South Dakota	W	77	60
H 12/20	Stanford	W	71	67

Big Eight Holiday Tournament

KC 12/27	Missouri (OT)	W	69	67
KC 12/29	Oklahoma	W	92	79
KC 12/30	Kansas	L	61	71
A 1/4	Iowa State	W	76	74
H 1/8	Missouri	W	82	60
A 1/15	Kansas State	W	82	71
H 1/18	Kansas (6)	W	83	75
H 1/22	Oklahoma	W	86	78
A 2/5	Oklahoma State (OT)	W	45	41
A 2/7	Oklahoma	W	85	81
A 2/8	9/Oklahoma City (OT)	L	81	85
H 2/12	9/Iowa State	W	81	70
A 2/19	9/Missouri	W	71	53
H 2/21	9/Colorado	W	70	63
A 2/26	8/Kansas (6)	L	73	110
H 3/1	9/Kansas State	W	79	69
A 3/5	Colorado	L	88	95

H 3/7	Oklahoma State	W	85	64
-------	----------------	---	----	----

Season Notes: The frustration of 15 straight losing seasons was wiped out in the Big Red's 20-5 campaign that ended one win short of a share of the school's first league title in some 15 years...NU headed into the final week of conference play tied with Kansas for the league's top spot, but a loss at Colorado ended the Huskers' title hopes...Huskers posted only second 20-win season in school history, first in 45 seasons...NU moved into the wire service polls, was rated as high as eighth and finished 11th in the final United Press International listing...Grant Simmons was first-team All-Big Eight pick and landed a spot on the USBWA District V all-star team...Stuart Lantz finished second in Big Eight sophomore-of-the-year voting to KU standout Jo Jo White...NU topped century mark for first time ever in 101-88 victory at Wisconsin to open season; later made first appearance in Big Eight Holiday Tournament championship game.

1966-67

Overall Record: 16-9

Conference: 10-4 in Big Eight (t-2nd)

Home: 10-1 (6-1) Away: 6-8 (4-3)

Coach: Joe Cipriano

H 12/2	Oregon	W	79	56
A 12/7	Wyoming	L	98	102
H 12/10	Pacific	W	90	78
H 12/12	Washington State	W	100	75
H 12/13	Washington State	W	80	78

Vanderbilt Invitational*

N 12/16	La Salle*	L	76	99
N 12/17	Portland*	W	71	69

Big Eight Holiday Tournament

KC 12/27	Kansas State	L	81	98
KC 12/29	Oklahoma State	W	73	64
KC 12/30	Colorado	L	66	73
A 1/7	Oklahoma State	W	67	57
A 1/9	Oklahoma	L	87	99
H 1/14	Colorado	W	84	80
H 1/26	Oklahoma	W	97	78
H 1/28	Missouri	W	99	82
A 2/4	Kansas State	W	67	59
A 2/7	Kansas (7)	L	58	84
H 2/11	Iowa State	W	94	82
A 2/18	Iowa State	W	76	65
H 2/25	Kansas State	W	79	71
A 2/28	Missouri	W	80	73

2024-25 NEBRASKA BASKETBALL

ALL-TIME RESULTS



The 1966-67 Huskers went 16-9 and reached the NIT for the school's first-ever postseason berth.

H	3/4	Kansas (4)	L	57	64
H	3/6	Oklahoma State	W	88	71
A	3/11	Colorado	L	57	64

National Invitation Tournament

N ^A	3/13	Marshall	L	88	119
----------------	------	----------	-------	---	----	-----

*Nashville, Tenn.; ^ANew York City, N.Y.

Season Notes: The Big Eight preseason favorite, Nebraska finished second in the league race, three games back of first-place Kansas...Huskers landed first National Invitation Tournament bid ever, but dropped a 119-88 decision to Marshall in the first round at Madison Square Garden...NU posted back-to-back winning seasons for first time since 1948-49 and 1949-50 campaigns...Stuart Lantz earned first-team All-Big Eight recognition and landed a spot on the USBWA District V all-star squad...Tom Baack and Nate Branch were second-team all-league picks...school-record 20-game homecourt win string snapped by Kansas in late February...after season, Coach Cipriano took Huskers on 13-game Latin America tour.

1967-68

Overall Record: 15-10

Conference: 8-6 in Big Eight (t-3rd)

Home: 9-1 (6-1) Away: 6-9 (2-5)

Coach: Joe Cipriano

H	12/4	Cal State Fullerton	W	111	74
H	12/5	South Dakota	W	94	61
A	12/8	Washington State	L	70	93
A	12/9	Washington State	W	91	76
A	12/11	Hawaii	L	74	82
A	12/13	Hawaii	L	72	86
A	12/20	Michigan State	L	70	74
H	12/23	Wyoming	W	82	74

Big Eight Holiday Tournament

KC	12/28	Oklahoma	W	75	65
KC	12/29	Oklahoma State	W	48	46
KC	12/30	Kansas State	W	66	62
A	1/5	Iowa State	L	70	85
A	1/9	Kansas State	L	62	78
H	1/13	Missouri	W	75	66
H	1/27	Oklahoma	W	110	90
H	2/1	Colorado	W	87	73
A	2/3	Oklahoma State	W	63	62
A	2/5	Oklahoma	W	89	83
H	2/10	Kansas State	W	92	68
A	2/17	Kansas	L	60	71
H	2/19	Oklahoma State	W	82	73
A	2/24	Colorado	L	73	75
H	2/27	Kansas	W	76	69
H	3/1	Iowa State (OT)	L	92	93
A	3/7	Missouri	L	70	91

Season Notes: For the first time ever, NU had two 1,000-point career scorers on the floor at the same time, as Tom Baack and Stuart Lantz reached that plateau during the 1967-68 campaign...Baack finished three-year career with a then-school-record 1,293 points and would later become Husker assistant coach...Lantz logged 1,266 points over his three-year career and was a first-team All-Big Eight pick and a District V all-star as a senior...Lantz was a third-round draft pick of the National Basketball Association's San Diego Rockets and would

go on to play eight seasons of pro hoops...Baack was a 10th-round pick of the Detroit Pistons...NU won its first Big Eight Holiday title, scoring wins over Oklahoma, Oklahoma State and Kansas State...Huskers' post third straight .500 or better record, a feat the school hadn't accomplished since a three-year string from 1929 through 1931.

1968-69

Overall Record: 12-14

Conference: 5-9 in Big Eight (t-6th)

Home: 8-3 (4-3) Away: 4-11 (1-6)

Coach: Joe Cipriano

H	11/30	Wisconsin	W	68	55
A	12/6	Oregon State	L	67	79
A	12/7	Oregon	W	85	77
H	12/10	Wichita State (3OT)	W	94	92
H	12/14	Augustana (S.D.)	W	73	56
H	12/16	Michigan State	W	73	59

Sun Devil Classic*

A	12/20	Arizona State*	L	76	83	
N	12/21	California*	(15)	L	73	86
A	12/23	Arizona	L	63	68	

Big Eight Holiday Tournament

KC	12/26	Kansas (8)	L	56	82
KC	12/28	Oklahoma	W	70	47
KC	12/30	Missouri	W	76	70
H	1/4	Kansas (5)	L	52	56
A	1/7	Kansas State	L	72	95
A	1/25	Iowa State (OT)	L	93	99
H	1/27	Oklahoma State	L	52	76
H	2/1	Missouri	W	87	71
H	2/3	Oklahoma	W	90	83
A	2/8	Colorado (20)	L	81	83
A	2/11	Missouri	L	60	79
H	2/15	Iowa State (OT)	L	74	75
A	2/22	Kansas (16)	L	73	79
H	2/24	Colorado (18)	W	79	65
H	3/1	Kansas State	W	88	71
A	3/6	Oklahoma State	L	63	72
A	3/8	Oklahoma	W	70	64

*Tempe, Ariz.

Season Notes: Leroy Chalk led Big Eight in field goal percentage with a .538 mark and grabbed a then-school-record 257 rebounds...another sophomore, Marvin Stewart, led NU in scoring with a 14.6 average...Huskers started Big Eight play 0-4, then went 5-5 in final 10 league games.

1969-70

Overall Record: 16-9

Conference: 7-7 in Big Eight (t-3rd)

Home: 10-1 (6-1) Away: 6-8 (1-6)

Coach: Joe Cipriano

H	12/1	California-Irvine	W	76	73
A	12/4	Augustana (S.D.)	W	75	56
A	12/6	Wichita State (OT)	W	81	79
H	12/9	Duquesne (7)	W	82	77
A	12/12	Houston*	L	82	112
N	12/13	Texas A&M*	W	78	69
H	12/15	Northern Michigan	W	92	68
H	12/20	Arizona	W	79	69

Big Eight Holiday Tournament

KC	12/27	Colorado	L	60	72
KC	12/29	Iowa State	W	74	66
KC	12/30	Kansas (16)	W	78	73
A	1/6	Iowa State	L	70	72
H	1/13	Kansas State	L	64	71
H	1/17	Colorado	W	60	58
A	1/31	Oklahoma	W	70	60
A	2/2	Oklahoma State	L	58	81
H	2/7	Kansas	W	84	73
A	2/10	Colorado	L	59	76
H	2/14	Missouri	W	60	48
A	2/17	Kansas	L	87	100
A	2/21	Kansas State (18)	L	62	69
H	2/23	Oklahoma	W	79	66
A	2/28	Missouri	L	63	80
H	3/2	Oklahoma State	W	61	55
H	3/7	Iowa State	W	87	81

*Houston, Texas

Season Notes: Huskers won nine of first 11 games, and went 7-7 in Big Eight to finish 16-9 overall...Tom Scantlebury led team in scoring with a 14.5 average, but junior Marvin Stewart, the Huskers' top point producer in 1968-69, averaged 14.3 points through 14 games, then missed last 11 games because of academic problems...Leroy Chalk led team in rebounding for second straight season with a 9.4 average.

1970-71

Overall Record: 18-8

Conference: 8-6 in Big Eight (4th)

Home: 10-2 (5-2) Away: 8-6 (3-4)

Coach: Joe Cipriano

A	12/1	Wyoming	W	68	63
H	12/5	Iowa	W	73	71
H	12/7	Northern Iowa	W	95	71
A	12/11	Texas Christian	W	69	64
A	12/12	Southern Methodist	L	75	80
H	12/14	Nevada-Reno	W	116	71

Husker Classic*

H	12/18	Miami*	W	85	58
H	12/19	Colorado State*	W	69	65
A	12/23	Wichita State	W	72	71

Big Eight Holiday Tournament

KC	12/28	Oklahoma State	W	71	58
KC	12/29	Colorado	W	77	67
KC	12/30	Kansas (12)	L	52	72
A	1/9	Kansas State	L	69	70
H	1/16	Iowa State	W	84	62
H	1/30	Oklahoma State	W	80	59
A	2/1	Oklahoma	L	67	79
H	2/6	Kansas (5)	L	67	81
A	2/9	Iowa State (OT)	W	69	67
H	2/13	Missouri	W	81	72
A	2/16	Colorado	W	65	63
A	2/20	Oklahoma State	W	57	55
H	2/22	Oklahoma	L	56	65
H	2/27	Missouri	L	65	77
H	3/2	Kansas State	W	87	71
H	3/6	Colorado	W	85	71
A	3/13	Kansas (5)	L	54	59

Season Notes: Marvin Stewart became first NU player to average 20 points in a season, finishing with school-

record 21.4 point-per-game average...Stewart led Big Eight in free-throw percentage at .824, became third NU player to top 1,000-point plateau for career, finished with 1,138 points...Stewart was first-team All-Big Eight pick and was named to all-tourney team at Big Eight Holiday Tournament...Chuck Jura hit then-school-record and Big Eight-best .592 from field...NU won own Husker Classic and later advanced to title game of Big Eight Holiday Tournament for third time ever (lost to KU in title game, 72-52)...Cipriano became first 100-game winner in school history with Huskers' 69-64 win at Texas Christian...Moe Iba joined Cip's staff as freshman coach...KU won Big Eight title with 14-0 record, first unbeaten champ since Kansas State in 1958-59.

1971-72

Overall Record: 14-12

Conference: 7-7 in Big Eight (4th)

Home: 11-3 (6-1) Away: 3-9 (1-6)

Coach: Joe Cipriano

H	12/1	Wyoming	W	81	63
H	12/3	San Diego State	L	61	63
H	12/4	Wichita State	L	61	74
A	12/6	Duquesne	L	53	75
H	12/11	Southern Methodist	W	84	76

Husker Classic*

H	12/17	Idaho*	W	90	49
H	12/18	La Salle*	W	75	60
A	12/21	Iowa	L	77	86
H	12/23	San Jose State	W	80	63

Big Eight Holiday Tournament

KC	12/27	Missouri	L	64	76
KC	12/29	Oklahoma State	W	64	56
KC	12/30	Oklahoma	W	84	68
H	1/8	Oklahoma State	W	73	59
H	1/10	Oklahoma	W	77	70
H	1/15	Colorado	W	67	55
A	1/26	Oklahoma State	W	64	63
A	1/29	Kansas (OT)	L	55	57
H	2/1	Kansas State	W	61	60
A	2/7	Oklahoma	L	70	72
H	2/12	Iowa State	W	76	71
A	2/15	Missouri (15)	L	65	80
H	2/19	Kansas	W	99	78
A	2/26	Colorado	L	57	67
H	3/4	Missouri (19)	L	54	61
A	3/6	Iowa State	L	67	76
A	3/11	Kansas State (OT)	L	76	81

Season Notes: Center Chuck Jura was first-team All-Big Eight pick and first-team academic All-Big Eight...Jura led NU in scoring (21.2) and rebounding (11.7)...rebound average was school record and topped Big Eight...Jura finished his career with totals of 1,255 points and 740 rebounds...NU won Husker Classic for second straight season.

1972-73

Overall Record: 9-17

Conference: 4-10 in Big Eight (t-6th)

Home: 4-5 (2-5) Away: 5-12 (2-5)

Coach: Joe Cipriano

H	11/24	North Texas	W	64	46
A	12/1	Wyoming	L	59	65

Mountaineer Classic*

N	12/8	California*	L	50	75
N	12/9	Air Force*	W	57	53
H	12/11	Texas Christian	W	72	58

Kentucky Invitational**

A	12/15	Kentucky**	L	60	85
N	12/16	Colorado State**	L	51	57

Big Eight Holiday Tournament

KC	12/27	Iowa State	L	64	75
KC	12/29	Kansas	W	74	72
KC	12/30	Oklahoma State	L	73	75
N	1/4	Georgia State***	W	63	54
N	1/6	North Carolina**** (9)	L	62	79
H	1/13	Oklahoma State	L	55	68
H	1/15	Oklahoma	W	74	67
H	1/27	Missouri (7)	L	65	78
A	1/30	Iowa State	L	60	81
H	2/3	Kansas State (18)	L	55	82
H	2/6	Colorado	L	59	67
A	2/10	Kansas	W	59	46



A	2/17	Oklahoma	L	59	67
A	2/19	Oklahoma State	W	76	64
H	2/24	Kansas	W	62	59
H	2/27	Iowa State	L	76	82
A	3/3	Kansas State (16)	L	70	97
A	3/6	Colorado	L	63	71
A	3/10	Missouri (15)	L	70	86

*Morgantown, W.Va.; **Lexington, Ky.; ***Decatur, Ga.; ****Greensboro, N.C.

Season Notes: Without departed All-Big Eight center Chuck Jura, Huskers finished 9-17...NU's last losing season until 1987-88...freshman Jerry Fort led NU in scoring with 14.5 ppg, first Husker frosh ever to lead team in that department.

1973-74

Overall Record: 14-12
Conference: 7-7 in Big Eight (4th)
Home: 11-2 (5-2) Away: 3-10 (2-5)
Coach: Joe Cipriano

H	12/1	Wyoming	W	70	62
H	12/3	Minnesota-Duluth	W	77	50

Vanderbilt Invitational*

A	12/7	Vanderbilt*	L	58	82
N	12/8	Middle Tennessee St.*	L	65	76
H	12/11	Georgia State (OT)	W	78	75
H	12/14	NW Missouri State	W	67	54
H	12/15	MacMurray	W	76	50
H	12/20	Northern Iowa	W	73	55

Big Eight Holiday Tournament

KC	12/27	Kansas State (18)	L	47	68
KC	12/28	Oklahoma State	W	69	62
KC	12/29	Kansas	L	66	75
A	1/7	Wichita State	L	58	66
A	1/12	Kansas	L	64	79
H	1/19	Oklahoma	W	63	58
H	1/22	Kansas State	L	65	73
A	1/26	Oklahoma State	L	66	79
A	1/28	Oklahoma	L	63	85
H	2/5	Iowa State (3OT)	W	91	88
H	2/9	Missouri	W	75	58
A	2/12	Colorado	L	64	65
A	2/16	Missouri	W	88	87
H	2/23	Oklahoma State	W	71	63
H	2/26	Kansas (15)	L	46	51
A	3/2	Kansas State	W	58	54
H	3/5	Colorado	W	65	42
A	3/9	Iowa State	L	58	76

*Nashville, Tenn.
Season Notes: Sophomore guard Jerry Fort led NU in scoring for second straight season with 18.0 average and was first-team All-Big Eight pick...Huskers toured Italy following season and finished 2-5 on their three-week journey.

1974-75

Overall Record: 14-12
Conference: 7-7 in Big Eight (4th)
Home: 8-3 (5-2) Away: 6-9 (2-5)
Coach: Joe Cipriano

H	11/30	South Dakota State	W	87	72
---	-------	--------------------	---	----	----

Sun Devil Classic*

N	12/6	Long Beach State*	W	67	55
A	12/7	Arizona State*	L	62	83
A	12/10	North Texas	W	69	56
H	12/14	Wichita State	W	78	65
H	12/17	San Jose State	L	66	80

Indiana Classic**

N	12/20	Southern Methodist**	W	69	67
A	12/21	Indiana** (2)	L	60	97
H	12/23	Vanderbilt	W	81	66

Big Eight Holiday Tournament

KC	12/26	Oklahoma (18)	W	75	64
KC	12/28	Kansas	L	62	63
KC	12/30	Kansas State	L	63	80
H	1/18	Kansas State	W	74	61
A	1/22	Oklahoma	W	68	61
H	1/25	Colorado	W	85	59
H	1/29	Oklahoma State	W	73	58
A	2/1	Missouri	L	74	88
A	2/5	Kansas	L	44	72
H	2/8	Iowa State	W	75	62
H	2/12	Oklahoma (OT)	L	57	65

A	2/15	Colorado	L	61	62
A	2/19	Kansas State	L	64	65
H	2/22	Missouri	W	80	77
A	2/26	Oklahoma State	W	59	58
H	3/5	Kansas (20T)	L	77	79
A	3/8	Iowa State	L	69	82

*Tempe, Ariz.; **Bloomington, Ind.
Season Notes: For third straight season, Jerry Fort led NU in scoring at 20.2 points per game, and became only third Husker to ever average 20-plus points in season...Fort earned first-team All-Big Eight honors for second straight year...NU started Big Eight play 4-0, finished first half 5-2, but went 2-5 in second half...three of losses during second half of league schedule were by a combined four points...Fort scored then-school-record 40 points in Huskers' homecourt win over Missouri...his scoring outburst broke the old mark of 38 held by Tom Russell during the 1961-62 season.

1975-76

Overall Record: 19-8
Conference: 10-4 in Big Eight (3rd)
Home: 9-4 (5-2) Away: 10-4 (5-2)
Coach: Joe Cipriano

H	11/28	Illinois	L	58	60
H	11/29	Northwestern	W	79	68
A	12/2	Iowa	L	65	72
H	12/6	Washington (20)	L	63	75
H	12/10	St. Mary's (Calif.)	W	68	57

Roadrunner Invitational*

N	12/19	Pacific*	W	85	59
A	12/20	New Mexico State*	W	79	75
A	12/22	Vanderbilt	W	68	57

Big Eight Holiday Tournament

KC	12/27	Kansas	L	66	69
KC	12/29	Oklahoma	W	75	53
H	12/30	Oklahoma State	W	56	49
H	1/3	South Dakota	W	72	59
H	1/6	South Carolina	W	69	68
A	1/17	Kansas State	W	65	59
H	1/21	Oklahoma	W	68	67
A	1/24	Colorado	W	66	64
A	1/28	Oklahoma State	W	52	48
H	1/31	Missouri (13)	L	57	62
H	2/4	Kansas	W	57	54
A	2/7	Iowa State	W	66	56
A	2/11	Oklahoma	L	60	65
H	2/14	Colorado	W	80	61
H	2/18	Kansas State	L	53	65
A	2/21	Missouri (OT, 14)	L	84	95
H	2/28	Oklahoma State	W	60	54
A	3/3	Kansas	W	62	58
H	3/6	Iowa State	W	82	66

*Las Cruces, N.M.
Season Notes: Jerry Fort was a first-team All-Big Eight selection for third straight season, finished career with then-NU-record 1,882 points...Huskers reached 19-win mark for first time since a 20-5 record in 1965-66...Larry Cox led the Big Eight and set an NU single-season record for field-goal percentage with a .672 mark...Cox shot a Big Eight-record .625 from the field for his career...as a team, the Huskers led the Big Eight and finished eighth nationally in scoring defense, yielding 62.8 points per game...NU says good-bye to the NU Coliseum, the home of Husker basketball since the 1925-26 season, with an 82-66 victory over Iowa State, March 6, 1975.

1976-77

Overall Record: 15-14
Conference: 7-7 in Big Eight (5th)
Home: 7-4 (5-2) Away: 8-10 (2-5)
Coach: Joe Cipriano

H	11/27	Iowa	L	57	71
A	11/29	Washington (OT)	W	59	58
A	12/1	Hawaii-Hilo	L	66	71
A	12/2	Hawaii	W	64	59
A	12/3	Hawaii	W	60	59
H	12/8	Minnesota	L	58	66
A	12/11	Illinois	L	63	67
H	12/13	NW Missouri State	W	88	53
A	12/20	Northwestern	W	71	68
H	12/22	Mankato State	W	64	61



Hammond Hustlers: The nickname given to Hammond, Ind., natives Carl McPipe (left) and Brian Banks during their Husker careers. Two of six 1,000-point scorers from the state of Indiana, McPipe is 13th on the Husker career scoring list and eighth on the career rebounding chart, while Banks is 20th on Nebraska's all-time scoring list with 1,150 points.

Big Eight Holiday Tournament

KC	12/28	Colorado	L	50	55
KC	12/29	Iowa State	W	75	55
KC	12/30	Oklahoma	W	66	56
A	1/3	South Carolina	L	49	54
H	1/8	Kansas State	L	52	57
H	1/12	Colorado	W	69	54
A	1/15	Iowa State	W	49	48
H	1/19	Oklahoma	L	58	65
A	1/22	Missouri	L	63	76
H	1/26	Kansas	W	60	57
H	1/29	Oklahoma State	W	66	54
A	2/2	Colorado	W	73	62
H	2/5	Iowa State	W	66	51
A	2/9	Kansas State	L	62	67
H	2/12	Missouri	W	60	58
A	2/16	Oklahoma	L	62	72
A	2/19	Kansas	L	66	74
A	2/23	Oklahoma State	L	60	62

Big Eight Tournament

A	2/26	Kansas	L	58	61
---	------	--------	---	----	----

Season Notes: After some 50 years of play in the NU Coliseum, Nebraska moved into the 15,000-seat NU Sports Complex, which would later be renamed the Bob Devaney Sports Center after the Huskers' longtime football coach and athletic director...Huskers led the Big Eight and ranked sixth nationally in scoring defense at 61.1 points per game, lowest since 1958-59 squad allowed 60.2 points per game...Nebraska and Creighton met for the first time since the 1931-32 season...first year Big Eight sponsored a season-ending tournament to determine league's automatic bid to the NCAA Tournament.

1977-78

Overall Record: 22-8
Conference: 9-5 in Big Eight (2nd)
Home: 14-2 (5-2) Away: 8-6 (4-3)
Coach: Joe Cipriano

H	12/2	Missouri Southern	W	61	54
H	12/9	Creighton	W	65	58
H	12/10	South Dakota	W	74	64
H	12/12	Nevada-Reno	W	67	50
H	12/16	California-Davis	W	69	64
H	12/17	Mississippi	W	80	70
A	12/19	Minnesota	W	63	49
H	12/21	Western Illinois	W	73	72
H	12/23	Montana State	W	104	60

Big Eight Holiday Tournament

KC	12/27	Oklahoma State	W	70	58
KC	12/29	Kansas State	L	60	69

KC	12/30	Oklahoma	W	75	68
A	1/7	Kansas State	W	77	63
A	1/11	Colorado	L	64	73
H	1/14	Iowa State	L	59	65
A	1/18	Oklahoma	W	78	64
H	1/21	Missouri	W	56	55
H	1/25	Kansas (8)	W	62	58
H	1/28	Oklahoma State	W	63	57
H	2/1	Colorado	W	86	75
A	2/4	Iowa State	W	62	56
H	2/8	19/Kansas State	W	63	50
A	2/11	19/Missouri	L	52	74
H	2/15	Oklahoma	L	68	74
A	2/18	Kansas (6)	L	70	75
A	2/25	Oklahoma State	W	67	56

Big Eight Tournament*

N	2/28	Oklahoma State	W	71	63
N	3/3	Missouri	L	58	61

National Invitation Tournament

H	3/8	Utah State	W	67	66
A	3/15	Texas (17)	L	48	67

Season Notes: Nebraska earned first postseason tournament bid since 1966-67, and advanced to second round of NIT before being knocked out by champion Texas...NU tied school record for season victories and its second-place league finish was its highest since 1965-66 season...Brian Banks earned first-team All-Big Eight honors, while Carl McPipe was named one of 12 All-America centers, by Citizens Saving Athletic Foundation...NU led Big Eight and ranked eighth nationally in scoring defense, allowing 62.9 ppg...NU was only Big Eight team to beat league champion Kansas...Coach Cipriano picked up his 200th win at NU with Huskers' victory over Missouri Southern.

1978-79

Overall Record: 14-13
Conference: 7-7 in Big Eight (5th)
Home: 9-2 (6-1) Away: 5-11 (1-6)
Coach: Joe Cipriano

A	11/24	Alabama-Birmingham	W	64	55
H	11/25	Arkansas Tech	W	70	59
H	11/28	Minnesota	W	58	48
H	12/2	Purdue	L	47	58
A	12/9	Creighton	L	61	78
H	12/13	Sacramento State	W	91	56
N	12/16	Mississippi*	L	67	70

Rebel Roundup**

N	12/22	UC-Santa Barbara	W	75	55
A	12/23	UNLV (18)	L	63	79

Big Eight Holiday Tournament

KC	12/28	Missouri (OT)	W	58	56
----	-------	---------------	---	----	----



Joe Cipriano guided the Husker basketball program for 17 years and won 254 games before passing away in 1980. Cipriano led the Huskers to its first three postseason berths in school history.

KC	12/29	Colorado.....	L	61	74
KC	12/30	Oklahoma.....	W	69	53
A	1/6	Iowa State.....	W	72	68
A	1/13	Colorado.....	L	61	64
H	1/17	Kansas State.....	W	55	53
A	1/20	Missouri.....	L	60	76
H	1/24	Oklahoma.....	W	74	56
H	1/27	Kansas (OT).....	W	66	64
A	1/31	Oklahoma State.....	L	57	66
H	2/3	Colorado.....	W	79	52
A	2/7	Kansas State.....	L	46	58
H	2/10	Iowa State.....	L	46	48
A	2/14	Oklahoma.....	L	58	79
H	2/17	Missouri.....	W	76	64
A	2/21	Kansas.....	L	59	66
H	2/24	Oklahoma State.....	W	76	67

Big Eight Tournament
 A 2/28 Kansas State (2OT)..... L 60 61
 *Biloxi, Miss.; **Las Vegas, Nev.

Season Notes: Huskers led the Big Eight and ranked ninth nationally in team defense at 62.3 ppg. NU's 17-for-17 effort at the free-throw line at Oklahoma State stands as best single-game free-throw percentage mark in school history...Andre Smith was a second-team UPI All-Big Eight pick and led team in scoring at 13.5 ppg...Carl McPhee, one-half of the Huskers' "Hammond Hustlers," was named to USBWA District V all-star team and finished career with 1,300 points...the other half of the "Hammond Hustlers," Brian Banks, ended career with 1,150 points...final year of Big Eight Holiday Tournament, an event that started in 1946.

1979-80

Overall Record: 18-13
 Conference: 8-6 in Big Eight (t-2nd)
 Home: 14-2 (5-2) Away: 4-11 (3-4)
 Coach: Joe Cipriano
 Assistant Coach: Moe Iba

H	11/30	South Dakota State.....	W	100	83
H	12/1	Portland State.....	W	74	52
H	12/3	Eastern Washington.....	W	82	68
H	12/8	Creighton.....	W	64	55
A	12/11	Purdue (9).....	L	56	78
H	12/13	Cal State-Bakersfield.....	W	94	80
A	12/15	Minnesota.....	L	58	75
H	12/22	UAB (40T).....	W	92	84
Rainbow Classic*					
N	12/27	Wisconsin* (OT).....	W	83	82
N	12/29	Hawaii*.....	L	55	67
N	12/30	Louisville* (12).....	L	58	65
A	1/2	Idaho.....	L	55	64
H	1/4	Wisconsin-Oshkosh.....	W	96	72
H	1/5	Angelo State.....	W	83	70
A	1/9	Iowa State.....	W	58	50
H	1/12	Missouri (13).....	L	63	84
H	1/16	Kansas.....	W	64	57

A	1/19	Colorado.....	W	53	44
H	1/23	Oklahoma State (OT).....	W	74	73
A	1/26	Kansas State (2OT).....	L	64	66
H	1/30	Oklahoma.....	W	59	58
A	2/2	Missouri (14).....	L	60	73
A	2/5	Kansas.....	W	61	56
H	2/9	Iowa State.....	W	69	66
A	2/13	Oklahoma State.....	L	68	83
H	2/16	Colorado.....	L	55	56
H	2/20	Kansas State.....	W	70	58
A	2/23	Oklahoma.....	L	60	78

Big Eight Tournament
 H 2/26 Oklahoma..... W 75 68
 N 2/29 Kansas State^..... L 59 60
 National Invitation Tournament
 A 3/6 Michigan..... L 69 76

*Honolulu, Hawaii; ^Kansas City, Mo.
 Season Notes: Picked to finish sixth in a preseason poll of Big Eight media, NU wound up in second-place tie and earned its third NIT berth...Huskers' had longest game ever, a four-overtime affair, against Alabama-Birmingham...Joe Cipriano, who was stricken with cancer, was named UPI Big Eight Co-Coach of the Year with assistant Moe Iba, who guided Huskers in Cip's absence...Iba was tabbed AP Big Eight Coach of the Year and NABC District 12 Coach of the Year...Andre Smith led team in scoring for second straight season with a 19.4 average and was first-team AP/UPI All-Big Eight performer and AP honorable-mention All-American...Jack Moore was second-team AP All-Big Eight pick.

1980-81

Overall Record: 15-12
 Conference: 9-5 in Big Eight (t-2nd)
 Home: 11-4 (6-1) Away: 4-8 (3-4)
 Coach: Moe Iba

H	11/28	Wyoming (OT).....	L	59	62
H	11/29	Idaho.....	L	53	64
A	12/6	Creighton (OT).....	L	61	66
H	12/9	Penn State.....	W	75	50
Utah Classic*					
N	12/12	Loyola Marymount*.....	W	67	66
A	12/13	Utah*.....	L	55	57
H	12/20	NW Missouri State.....	W	79	59
H	12/22	Colorado State.....	W	54	48
H	12/23	Montana.....	W	69	46
A	12/27	Ball State.....	L	62	67
A	12/30	Arkansas.....	L	52	64
H	1/5	Sonoma State.....	W	84	49
H	1/14	Kansas State.....	W	59	49
A	1/17	Oklahoma State.....	L	70	81
H	1/21	Colorado.....	L	59	62
H	1/24	Missouri.....	W	66	53
A	1/28	Iowa State.....	W	61	56
H	1/31	Kansas (18).....	W	57	54
A	2/4	Oklahoma.....	W	71	59

H	2/7	Oklahoma State.....	W	62	54
A	2/11	Colorado.....	W	57	56
A	2/14	Kansas State.....	L	49	66
H	2/18	Iowa State.....	W	81	61
A	2/21	Missouri.....	L	45	55
A	2/25	Kansas.....	L	49	75
H	2/28	Oklahoma.....	W	90	63
Big Eight Tournament					
H	3/3	Colorado.....	L	66	70
Season Notes: Coach Joe Cipriano died after year-long battle with cancer three days before season opener, and Moe Iba was named Huskers' acting head coach...Iba was UPI Big Eight Coach of the Year for leading NU to its second straight second-place league finish...Andre Smith was AP/UPI Big Eight Player of the Year, first-team AP/UPI All-Big Eight selection, USBWA District V performer and an AP honorable-mention All-American...Smith led league in scoring for conference games only with a 19.5 average, while his .589 field-goal percentage mark for all games topped league...Jack Moore was second-team AP All-Big Eight and a CoSIDA Second-Team Academic All-American... Moore led league in free-throw percentage (.922)... Devaney Center-record crowd of 15,038 watched NU stop Oklahoma State, 62-54.					

1981-82

Overall Record: 16-12
 Conference: 7-7 in Big Eight (t-4th)
 Home: 11-3 (5-2) Away: 5-9 (2-5)
 Coach: Moe Iba

A	11/27	Wyoming.....	L	48	62
H	11/30	UW-Stevens Point.....	W	74	45
H	12/5	Creighton.....	W	86	46
H	12/7	South Dakota State.....	W	70	51
A	12/9	Baylor.....	W	64	63
H	12/19	Ball State.....	W	71	57
A	12/21	Penn State.....	L	58	60
A	12/23	Colorado State (OT).....	L	51	58

Holiday Classic*
 N 12/28 Air Force*..... W 63 47
 A 12/29 Northern Iowa*..... W 53 42
 H 1/6 Sacramento State..... W 93 61
 H 1/9 Arkansas (11)..... L 50 51
 H 1/13 Kansas..... W 75 55
 H 1/16 Missouri (2)..... L 42 44
 A 1/20 Oklahoma State..... L 50 52
 H 1/23 Iowa State..... W 60 47
 A 1/27 Oklahoma..... L 48 51
 A 1/30 Colorado..... W 74 57
 H 2/3 Kansas State (t19)..... L 64 75
 A 2/6 Missouri (1)..... W 67 51
 H 2/10 Oklahoma State..... W 75 63
 A 2/13 Kansas..... L 63 66
 H 2/15 Oklahoma..... W 65 51
 A 2/20 Iowa State..... L 61 63
 H 2/24 Colorado..... W 79 57
 A 2/27 Kansas State..... L 50 67

Big Eight Tournament
 H 3/2 Oklahoma State..... W 60 49
 N 3/5 Missouri* (5)..... L 53 58
 *Cedar Falls, Iowa; ^Kansas City, Mo.
 Season Notes: NU scored one of its biggest wins ever, a 67-51 victory at 19-0 and No. 1 Missouri...Jack Moore earned Naismith Award, given annually to nation's best player under 6-0 tall, and was AP/UPI first-team All-Big Eight pick and third-team UPI All-American...Moore joined 1,000-point club, finishing career with 1,204 points... Moore hit Big Eight-record .939 from free throw line for season, .901 mark for career was best ever by Big Eight performer and second-best all-time in NCAA Division I history at that time.

1982-83

Overall Record: 22-10
 Conference: 9-5 in Big Eight (t-3rd)
 Home: 17-1 (6-1) Away: 5-9 (3-4)
 Coach: Moe Iba

H	11/26	Denver.....	W	94	58
A	11/29	Montana.....	L	51	61
A	12/4	Creighton.....	W	65	62
H	12/8	UMKC.....	W	69	50
H	12/11	Baylor.....	W	59	56
H	12/18	Wyoming.....	W	68	57

H	12/20	Missouri Western.....	W	93	43
Hoosier Classic*					
N	12/29	Cornell*.....	W	66	56
N	12/30	Indiana* (1).....	L	50	67
N	1/3	Arkansas** (11).....	L	58	64
H	1/7	Mesa.....	W	94	57
H	1/15	SW Missouri State.....	W	98	46
A	1/18	Iowa State.....	W	59	54
A	1/22	Colorado.....	L	69	72
H	1/26	Kansas State.....	W	59	43
A	1/29	Missouri (13).....	L	56	79
H	2/2	Oklahoma.....	W	60	59
H	2/5	Kansas.....	W	68	61
A	2/9	Oklahoma State (2OT).....	L	63	71
H	2/12	Colorado.....	W	68	56
A	2/16	Kansas State.....	W	56	45
H	2/19	Iowa State.....	W	67	66
A	2/24	Oklahoma.....	L	71	84
H	2/26	Missouri (15).....	L	51	54
A	3/2	Kansas.....	W	60	58
H	3/5	Oklahoma State.....	W	77	68
Big Eight Tournament					
H	3/8	Iowa State.....	W	94	71
N	3/11	Missouri* (12).....	L	63	69
National Invitation Tournament					
H	3/17	Tulane.....	W	72	65
H	3/21	Iona.....	W	85	73
H	3/24	Texas Christian.....	W	67	57
NY	3/28	DePaul.....	L	58	68

*Indianapolis, Ind. **Little Rock, Ark. ^Kansas City, Mo.
 Season Notes: Nebraska tied school record for victories in a 22-10 season, and advanced further in postseason play than any previous Husker squad by reaching the semifinals of the National Invitation Tournament... freshman Dave Hoppen, who set seven NU freshman records and led the Huskers in scoring with a 13.9 average, was a second-team All-Big Eight pick, and was named to the All-National Invitation Tournament team and the league's all-freshman team.

1983-84

Overall Record: 18-12
 Conference: 7-7 in Big Eight (3rd)
 Home: 11-6 (3-4) Away: 7-6 (4-3)
 Coach: Moe Iba

H	11/26	Augustana (S.D.).....	W	113	69
H	11/29	Texas Tech.....	L	45	59
H	12/3	Creighton.....	W	65	56
A	12/5	Wisconsin (2OT).....	W	71	69
H	12/7	NW Missouri State.....	W	82	61
H	12/10	Arkansas (15).....	W	67	54
H	12/17	Northern Iowa.....	W	90	64
A	12/20	Wyoming.....	W	67	64

Cotton States Classic*
 A 12/28 Georgia Tech*..... L 49 66
 N 12/29 Michigan State*..... L 45 58
 H 1/4 Colorado State..... W 56 54
 H 1/7 NW Missouri State..... W 93 67
 H 1/14 Eastern Washington..... W 105 71
 A 1/18 Iowa State..... W 64 63
 H 1/21 Missouri..... L 48 50
 A 1/25 Kansas..... L 61 77
 A 1/28 Colorado..... L 57 60
 H 2/1 Oklahoma State (OT)..... W 54 52
 A 2/4 Kansas State..... W 47 46
 H 2/8 Oklahoma (10)..... L 67 78
 A 2/11 Missouri (OT)..... W 61 56
 H 2/15 Kansas..... L 66 67
 H 2/18 Iowa State..... L 48 69
 A 2/22 Oklahoma State..... W 67 64
 H 2/25 Colorado..... W 75 67
 H 2/28 Kansas State..... W 63 56
 A 3/1 Oklahoma (6)..... L 70 79

Big Eight Tournament
 H 3/7 Kansas State..... L 39 41
 National Invitation Tournament
 A 3/15 Creighton..... W 56 54
 A 3/19 Xavier..... L 57 58
 *Atlanta, Ga.
 Season Notes: Nebraska earned back-to-back postseason tournament bids for the first time in school history, advanced to the second round of the NIT...Huskers' 11th straight winning season...Dave Hoppen tops the

1,000-point mark in his career and earns first-team All-Big Eight honors.

1984-85

Overall Record: 16-14

Conference: 5-9 in Big Eight (t-5th)

Home: 12-3 (5-2) Away: 4-11 (0-7)

Coach: Moe Iba

H	11/29	Southern Colorado.....	W	89	67
H	12/1	South Dakota.....	W	101	69
H	12/3	Montana State.....	W	86	65
A	12/8	Creighton.....	W	78	73
H	12/10	Wyoming.....	W	79	65
H	12/12	Wisconsin.....	W	53	51
A	12/15	Texas Tech (OT).....	W	79	74
H	12/22	Washington State.....	L	58	63

Cable Car Classic*

N	12/28	California-Irvine*.....	W	73	67
A	12/29	Santa Clara*.....	L	59	78
A	1/3	Evansville.....	L	73	80
H	1/9	UW-Stevens Point.....	W	69	62
A	1/12	Colorado State (2OT).....	W	88	78
H	1/16	Kansas State.....	W	75	63
A	1/19	Oklahoma State.....	L	66	68
H	1/23	Colorado.....	W	85	67
H	1/26	Missouri.....	W	74	66
A	1/30	Iowa State.....	L	65	76
H	2/2	Kansas (19).....	L	80	91
A	2/6	Oklahoma (7).....	L	74	83
H	2/9	Oklahoma State.....	W	66	48
A	2/13	Colorado.....	L	61	64
A	2/16	Kansas State.....	L	62	68
H	2/21	Iowa State.....	W	74	57
A	2/23	Missouri.....	L	50	69
A	2/28	Kansas (11).....	L	65	70
H	3/2	Oklahoma (6).....	L	62	65

Big Eight Tournament

A	3/5	Kansas (10).....	L	69	74
---	-----	------------------	---	----	----

National Invitation Tournament

H	3/13	Canisius.....	W	79	66
A	3/19	UCLA.....	L	63	82

*San Francisco, Calif.

Season Notes: Nebraska made third straight National Invitation Tournament appearance and posted 12th straight winning season...Dave Hoppen earned first-team All-Big Eight honors for the second straight season and became first Husker to score 700 points in a season, as he finished with 704...Hoppen broke six school records... Brian Carr set four Big Eight assist records, led league in assists per game (8.1) and tied NCAA single-game record of 18 at Evansville.

1985-86

Overall Record: 19-11

Conference: 8-6 in Big Eight (3rd)

Home: 10-5 (4-3) Away: 9-6 (4-3)

Coach: Moe Iba

H	11/23	Wisconsin-Stout.....	W	71	53
H	11/26	Southern Illinois.....	W	85	50
A	11/30	Wyoming.....	W	64	53
H	12/2	California-Irvine.....	L	80	87
H	12/7	Creighton.....	W	71	52
A	12/12	Washington State.....	W	79	72
A	12/14	Montana State.....	W	76	59
H	12/20	Georgia.....	L	63	67
H	12/23	Arizona State.....	W	80	67

Sun Bowl Classic*

N	12/29	Alabama*.....	L	61	78
N	12/30	Ohio State*.....	W	69	66
H	1/6	Evansville.....	W	77	70
H	1/11	NW Missouri State.....	W	99	56
H	1/15	Kansas (8).....	L	70	81
H	1/18	Missouri.....	L	67	68
A	1/22	Oklahoma State.....	W	62	61
H	1/25	Iowa State.....	W	75	58
A	1/29	Oklahoma (6).....	L	60	87
A	2/1	Colorado.....	W	77	60
H	2/5	Kansas State***.....	L	54	64
A	2/8	Missouri.....	W	75	66
H	2/12	Oklahoma State.....	W	68	52
A	2/15	Kansas (3).....	L	61	79
H	2/19	Oklahoma (10).....	W	66	64
A	2/22	Iowa State.....	L	73	81

H	2/26	Colorado.....	W	79	72
A	3/1	Kansas State.....	W	64	60

Big Eight Tournament*

N	3/7	Oklahoma State.....	W	82	75
N	3/8	Iowa State.....	L	58	75

NCAA Tournament

N	3/14	Western Kentucky**.....	L	59	67
---	------	-------------------------	---	----	----

*El Paso, Texas; **Charlotte, N.C.; ***Kansas State later forfeited; *Kansas City, Mo.

Season Notes: Nebraska lost All-Big Eight center Dave Hoppen for season with a knee injury in Feb. 1 game at Colorado, but rebounded to make school's first-ever NCAA Tournament appearance...Huskers' loss to Western Kentucky in NCAA first round was last game for Coach Moe Iba, who resigned following the game...Hoppen was first-team All-Big Eight pick for third straight season, finished career with a school-record 2,167 points and became first Husker basketball player to have his jersey retired (No. 42)...during his career, Hoppen broke or tied 19 school records and five Big Eight Conference marks... Brian Carr became school's all-time assist leader...Bernard Day picked up the slack and shared team MVP award with the three-time All-Big Eight selection.

1986-87

Overall Record: 21-12

Conference: 7-7 in Big Eight (5th)

Home: 15-2 (5-2) Away: 6-10 (2-5)

Coach: Danny Nee

A	11/28	California-Irvine.....	L	101	109
H	12/1	Oregon.....	W	76	60
A	12/6	Creighton.....	L	66	78
A	12/10	Southern Illinois.....	W	87	85
A	12/14	Texas A&M.....	L	64	66
H	12/20	Wyoming.....	W	62	61
H	12/22	Detroit.....	W	71	55
H	12/27	Missouri-St. Louis.....	W	89	63

Rochester Classic*

N	12/29	Butler*.....	W	67	56
N	12/30	San Francisco*.....	W	66	60
H	1/3	Creighton (OT).....	W	70	65
H	1/5	NW Missouri State.....	W	105	64
H	1/7	Brooklyn.....	W	62	46
A	1/10	Kansas State.....	L	82	114
H	1/17	Colorado.....	W	86	66
A	1/20	Iowa State.....	L	75	91
A	1/22	Kansas.....	L	65	86
H	1/28	Missouri.....	L	71	87
H	2/1	Oklahoma State.....	W	73	66
H	2/4	Oklahoma (8).....	L	66	80
A	2/7	Colorado.....	W	68	65
H	2/11	Iowa State.....	W	66	65
H	2/14	Kansas State.....	W	78	76
A	2/18	Missouri.....	L	64	80
A	2/21	Oklahoma (13).....	L	97	133
A	2/25	Oklahoma State (2OT)....	W	79	77
H	2/28	Kansas (OT, 16).....	W	83	81

Big Eight Tournament*

N	3/6	Kansas State.....	L	45	47
---	-----	-------------------	---	----	----

National Invitation Tournament

H	3/11	Marquette.....	W	78	76
H	3/17	Arkansas.....	W	78	71
H	3/21	Washington.....	W	81	76
NY	3/24	Southern Mississippi.....	L	75	82
NY	3/26	Arkansas-Little Rock (OT)...	W	76	67

*Rochester, N.Y.; *Kansas City, Mo.

Season Notes: Under the direction of first-year Coach Danny Nee, Nebraska finished 21-12, missed school record for season wins by one, and finished third in the National Invitation Tournament...Huskers recorded their 14th straight winning season and made their fifth straight postseason tourney appearance...Brian Carr was a second-team All-Big Eight pick, ended career with 682 assists, two off the league record of 684 set by Kansas' Cedric Hunter.

1987-88

Overall Record: 13-18

Conference: 4-10 in Big Eight (7th)

Home: 8-6 (3-4) Away: 5-12 (1-6)

Coach: Danny Nee

Maui Classic*

N	11/27	Villanova*.....	L	53	70
---	-------	-----------------	---	----	----



The 1985-86 Huskers went 19-11 and earned the first NCAA Tournament bid in school history.

N	11/28	Baylor*.....	L	79	82
A	11/29	Chaminade*.....	W	76	75
H	12/2	Texas A&M.....	W	92	60

Ameritas Classic**

H	12/4	Lehigh**.....	W	71	66
H	12/5	Ohio State***.....	L	63	72
A	12/7	Detroit.....	W	63	58
A	12/9	Creighton.....	L	73	88
A	12/12	Oregon.....	W	67	62
A	12/19	Wyoming (6).....	L	58	87
H	12/21	Brooklyn.....	W	72	44
A	12/30	Drake.....	L	68	85
H	1/2	Columbia.....	W	82	62
A	1/4	Furman (OT).....	W	75	74
H	1/6	Grambling State (OT).....	L	68	71
H	1/16	Missouri.....	W	70	68
A	1/20	Iowa State (10).....	L	76	114
H	1/25	Nebraska-Omaha.....	W	96	67
H	1/27	Kansas.....	W	70	68
A	1/30	Colorado.....	W	63	57
H	2/4	Oklahoma State.....	L	56	72
A	2/6	Kansas State.....	L	63	65
H	2/9	Oklahoma (4).....	L	77	92
A	2/11	Missouri.....	L	67	92
A	2/16	Kansas.....	L	48	70
H	2/21	Colorado.....	W	75	67
A	2/24	Oklahoma State.....	L	73	90
H	2/27	Iowa State.....	L	84	85
H	3/2	Kansas State.....	L	67	77
A	3/5	Oklahoma (4).....	L	93	113

Big Eight Tournament*

N	3/11	Kansas State.....	L	70	75
---	------	-------------------	---	----	----

*Lahaina, Hawaii; *Kansas City, Mo.

Season Notes: Nebraska's strings of 14-straight winning seasons and five consecutive postseason tournament bids both ended, as the Huskers finished 13-18...Rich King and Clifford Scales named to the Big Eight's all-freshman team...Henry T. Buchanan earned honorable-mention All-Big Eight honors and first-team academic All-Big Eight honors...Pete Manning led the Big Eight in field-goal percentage at .590...NU beat eventual national champion for first time, with win over Kansas, 70-68, on a jumper by Beau Reid as time expired.

1988-89

Overall Record: 17-16

Conference: 4-10 in Big Eight (7th)

Home: 14-4 (4-3) Away: 3-12 (0-7)

Head Coach: Danny Nee

H	11/26	Creighton.....	W	86	77
H	11/30	Michigan State.....	L	75	77

Ameritas Classic*

H	12/2	North Texas*.....	W	90	84
H	12/3	San Jose State*.....	W	90	76
A	12/5	Idaho.....	L	68	83
A	12/11	Texas Tech.....	W	71	69
A	12/14	Ohio State (14).....	L	76	103
H	12/17	Furman.....	W	69	56
H	12/23	Drake.....	W	65	57

Chaminade New Year's Classic**

A	12/28	Chaminade**.....	W	86	85
N	12/29	Morehead State**.....	W	81	77
N	12/30	Louisiana State**.....	L	87	90

H	1/5	Sam Houston State.....	W	89	70
H	1/9	Oklahoma (4).....	L	81	89
H	1/12	Northern Illinois.....	W	71	56
A	1/14	Oklahoma State.....	L	69	82

H	1/17	Maryland-Baltimore Co.	W	86	65
H	1/21	Kansas State.....	L	68	80
H	1/23	Wyoming.....	W	71	58
H	1/28	Missouri (5).....	L	72	89
A	1/31	Iowa State.....	L	76	88
H	2/4	Kansas (18).....	W	74	70
A	2/8	Colorado.....	L	80	83
A	2/11	Kansas State.....	L	66	80
H	2/14	Oklahoma State.....	W	79	77
A	2/19	Missouri (3).....	L	63	79
H	2/22	Colorado.....	W	97	59
H	2/25	Iowa State.....	W	77	74
A	3/1	Kansas.....	L	71	80
A	3/4	Oklahoma (4).....	L	76	103

Big Eight Tournament*

N	3/10	Missouri (10).....	L	70	98
---	------	--------------------	---	----	----

National Invitation Tournament

H	3/16	Arkansas State.....	W	81	79
A	3/20	Ohio State.....	L	74	85

**Honolulu, Hawaii; *Kansas City, Mo.

Season Notes: Huskers made second postseason tournament appearance in three seasons under Coach Danny Nee, advanced to second round of NIT...Beau Reid earned third-team academic All-America honors and was first-team academic All-Big Eight pick...Eric Johnson and Rich King earned honorable-mention All-Big Eight honors...Johnson broke then-NU single-season record for steals (68), King set then-school marks for blocks in game (5), season (50) and career (70).

1989-90

Overall Record: 10-18

Conference: 3-11 in Big Eight (7th)

Home: 9-6 (2-5) Away: 1-12 (1-6)

Coach: Danny Nee

H	11/25	UMKC.....	W	91	76
A	11/27	Miami (Ohio).....	L	71	91
A	11/29	Michigan State.....	L	69	80

Ameritas Classic*

H	12/1	Harvard*.....	W	117	79
H	12/2	Pepperdine*.....	W	104	100
A	12/5	Northern Illinois.....	L	56	65
H	12/9	Texas Tech.....	W	76	69
H	12/11	Idaho.....	L	72	79
A	12/14	Creighton.....	L	83	86
H	12/30	Wagner.....	W	88	67
H	1/6	Sam Houston State.....	W	99	91
H	1/8	Kansas (1).....	L	93	98
H	1/13	Missouri (5).....			

2024-25 NEBRASKA BASKETBALL

ALL-TIME RESULTS

H	2/21	Oklahoma (10).....	L	66	88
A	2/24	Iowa State.....	L	85	101
H	2/28	Colorado.....	W	96	82
A	3/3	Kansas State.....	L	57	80
Big Eight Tournament*					
N	3/9	Oklahoma (1).....	L	65	78

*Kansas City, Mo.
 Season Notes: NU's top scorer the previous year, Beau Reid sustained a preseason knee injury that limited him for much of the season...Rich King, Clifford Scales, Carl Hayes earned honorable-mention All-Big Eight honors... King set the school career blocks record at 115.

1990-91

Overall Record: 26-8					
Conference: 9-5 in Big Eight (3rd)					
Home: 14-1 (6-1) Away: 12-7 (3-4)					
Coach: Danny Nee					
San Juan Shootout*					
N	11/23	Saint Louis*	W	107	79
N	11/24	Illinois*	W	100	73
N	11/25	Murray State*	L	79	81
H	11/28	Michigan State (5)	W	71	69
A	12/3	Eastern Illinois.....	W	94	64
H	12/6	Creighton.....	W	97	63
H	12/8	Toledo.....	W	105	68
A	12/11	Wisconsin.....	W	75	63

Ameritas Classic**					
H	12/14	Tennessee Tech**.....	W	113	92
H	12/15	Bowling Green**.....	W	99	85
H	12/22	22/Miami (Ohio).....	W	88	73
H	12/28	22/Idaho.....	W	85	65
A	12/30	22/The Citadel.....	W	94	80
A	1/2	19/UW-Green Bay.....	W	70	63
A	1/5	19/Kansas State.....	W	74	69
A	1/9	18/UMKC.....	W	97	78
H	1/12	18/Iowa State.....	W	97	87
A	1/22	14/Colorado.....	L	69	86
A	1/26	14/Oklahoma (13).....	W	111	99
H	1/30	11/Missouri.....	W	89	75
H	2/2	11/Oklahoma State.....	L	68	81
A	2/5	15/Kansas (18).....	L	77	85
H	2/9	15/Colorado.....	W	86	72
A	2/13	17/Iowa State.....	W	65	57
H	2/16	17/Oklahoma.....	W	105	93
H	2/18	17/Northern Illinois.....	W	82	73
A	2/20	14/Missouri.....	L	71	91
H	2/23	14/Kansas State.....	W	85	78
A	2/27	15/Oklahoma State (12)...	L	69	80
H	3/3	15/Kansas (10).....	W	85	75

Big Eight Tournament*					
N	3/8	13/Oklahoma (OT).....	W	117	113
N	3/9	13/Kansas (12).....	W	87	83
N	3/10	13/Missouri.....	L	82	90

NCAA Tournament***					
N	3/14	11/Xavier.....	L	84	89

*San Juan, Puerto Rico; **Minneapolis, Minn.; *Kansas City, Mo.
 Season Notes: After three straight seventh-place Big Eight finishes, Nebraska won a school-record 26 games (against eight losses) and made school's second-ever NCAA Tournament appearance...Huskers held a national ranking for a school-record 14 straight weeks, finished with highest rankings ever of No. 9 by UPI and No. 11 by AP...NU finished third in Big Eight race after being tabbed for eighth in preseason poll of league media and made its first-ever appearance in the league's postseason tournament title game...Cornhuskers had school-record tying 14-game win string from late November through late January...Rich King was second-team All-Big Eight pick, finished career with fourth-highest point total in school history (1,475) and would go on to become NU's first-ever NBA first-round draft pick (14th pick, Seattle SuperSonics).

1991-92

Overall Record: 19-10					
Conference: 7-7 in Big Eight (5th)					
Home: 14-2 (5-2) Away: 5-8 (2-5)					
Coach: Danny Nee					
H	11/23	Sam Houston State.....	W	91	42
H	11/25	Southern California.....	W	93	84

A	11/30	Southern Utah.....	W	106	101
H	12/2	The Citadel.....	W	84	61
A	12/4	Michigan State (22).....	L	78	101
A	12/7	Creighton.....	W	90	85
H	12/11	Wisconsin.....	W	86	67

Ameritas Classic*					
H	12/20	Texas A&M*.....	W	91	68
H	12/21	Eastern Washington*.....	W	102	67
H	12/30	UW-Green Bay.....	W	76	68
A	1/2	Toledo.....	W	57	52
H	1/4	Eastern Illinois.....	W	81	68
A	1/11	Colorado.....	W	84	74
H	1/18	Missouri (13).....	L	73	83
H	1/20	UMKC.....	W	74	71
A	1/25	Kansas (5).....	L	78	103
H	1/28	Oklahoma (18).....	L	76	79
H	2/1	Iowa State.....	W	68	63
H	2/5	Oklahoma State (2).....	W	85	69
A	2/8	Kansas State.....	L	66	70
A	2/17	Missouri (9).....	L	61	87
H	2/19	Kansas (OT, 3).....	W	81	79
A	2/22	Iowa State (23).....	W	80	70
A	2/26	25/Oklahoma St. (14).....	L	51	72
H	2/29	25/Colorado.....	W	84	70
H	3/4	Kansas State.....	W	91	62
A	3/7	Oklahoma.....	L	97	106

Big Eight Tournament*					
N	3/13	Oklahoma (24).....	L	85	107
NCAA Tournament					
N	3/19	Connecticut**.....	L	65	86

**Cincinnati, Ohio; *Kansas City, Mo.
 Season Notes: Nebraska made back-to-back NCAA Tournament appearances for the first time ever...picked to finish sixth in a preseason poll of Big Eight media, the Huskers were fifth at 7-7...Huskers' appearance at No. 25 in the Feb. 24 AP poll marked first time NU had been rated in consecutive years...eight of 10 losses were to nationally ranked opponents and all 10 were to postseason tournament teams...two biggest wins of the season came in February, an 86-65 decision over 20-0 and No. 2 Oklahoma State and an 81-79 overtime victory over No. 3 Kansas two weeks later...Jamar Johnson was second-team All-Big Eight pick...Derrick Chandler broke NU single-season record for blocked shots and finished year with second-highest one-year total in Big Eight history (91).

1992-93

Overall Record: 20-11					
Conference: 8-6 in Big Eight (t-2nd)					
Home: 14-2 (5-2) Away: 6-9 (3-4)					
Coach: Danny Nee					
Ameritas Classic*					
H	12/4	25/Colgate*.....	W	108	76
H	12/5	25/Kent State*.....	W	85	61
H	12/7	25/The Citadel.....	W	86	46
H	12/10	25/Creighton.....	W	100	83
A	12/12	25/Wichita State.....	W	71	64
H	12/19	20/Appalachian St.....	W	93	83
H	12/21	17/Texas-Arlington.....	W	116	95
A	12/23	17/Southern California... ..	L	64	74

Rainbow Classic**					
N	12/28	20/Michigan** (6).....	L	73	88
N	12/29	20/Southwestern La.**.....	L	80	109
N	12/30	20/Fordham**.....	W	79	55
H	1/2	20/Eastern Illinois.....	W	70	54
H	1/5	Southern Utah.....	W	100	85
A	1/9	UMKC.....	W	66	65
A	1/14	Oklahoma (10).....	L	89	102
A	1/16	Oklahoma State.....	L	73	78
H	1/20	Sacramento State.....	W	86	70
H	1/23	Kansas State.....	L	64	66
A	1/25	Colorado.....	W	82	67
H	1/30	Missouri (OT).....	W	88	87
A	2/3	Iowa State.....	L	69	96
H	2/7	Kansas (3).....	W	68	64
A	2/13	Kansas State (23).....	W	80	59
H	2/15	Oklahoma State.....	L	63	73
A	2/21	Missouri.....	W	76	75
H	2/24	Colorado.....	W	76	67
H	2/27	Iowa State.....	W	91	87
A	3/3	Kansas (8).....	L	83	94

H	3/7	Oklahoma.....	W	94	83
---	-----	---------------	---	----	----

Big Eight Tournament*					
N	3/12	Kansas State.....	L	45	47
NCAA Tournament					
N	3/19	New Mexico State*** (24).....	L	79	93

Honolulu, Hawaii; *Syracuse, N.Y.; *Kansas City, Mo.
 Season Notes: For third straight season, Nebraska earns an NCAA Tournament invite...second time in three seasons that Cornhuskers win 20 games...Nee becomes first person in NU history to coach three 20-game winners...Eric Piatkowski earned first-team All-Big Eight honors, the first Husker honored since Dave Hoppen earned the last of three straight awards in 1985-86... Piatkowski became 16th player in school history to reach the 1,000-point plateau...Nebraska began year ranked 25th in AP poll, was ranked in six of first seven polls before falling out...Huskers' 21-point win at Manhattan, Kan., was their largest on the road in conference play since the 1931-32 season.

1993-94

Overall Record: 20-10					
Conference: 7-7 in Big Eight (4th)					
Home: 13-3 (5-2) Away: 7-7 (2-5)					
Coach: Danny Nee					

H	11/27	Texas-San Antonio.....	W	96	85
H	11/28	Texas.....	L	75	78
A	12/1	Appalachian State.....	L	82	91
Ameritas Classic*					
H	12/3	Ohio*.....	W	94	68
H	12/4	Portland*.....	W	111	85
A	12/9	Creighton.....	W	67	53
H	12/11	Wichita State.....	W	94	72
A	12/18	Michigan State.....	W	85	81
H	12/20	Florida A&M.....	W	86	61
H	12/31	Northern Iowa.....	W	70	63
A	1/3	Iowa State.....	W	78	72
H	1/5	Southern Utah.....	W	89	85
H	1/8	Colorado.....	W	106	67
H	1/15	UMKC.....	W	92	71
A	1/19	Colorado.....	L	81	86
H	1/24	Missouri (24).....	L	73	89
H	1/29	Oklahoma.....	L	76	79
A	2/6	Kansas (3).....	L	87	94
A	2/9	Kansas State.....	W	76	68
H	2/12	Iowa State.....	W	102	96
A	2/14	Oklahoma (OT).....	L	111	115
A	2/19	Oklahoma State.....	L	80	98
H	2/23	Kansas (10).....	W	96	87
H	2/26	Kansas State.....	W	86	77
H	3/2	Oklahoma State (21).....	W	89	81
A	3/5	Missouri (6).....	L	78	80

Big Eight Tournament*					
N	3/11	Oklahoma.....	W	105	88
N	3/12	Missouri (3).....	W	98	91
N	3/13	Oklahoma State (23).....	W	77	68
NCAA Tournament					
N	3/17	22/Pennsylvania**.....	L	80	90

**Long Island, N.Y.; *Kansas City, Mo.
 Season Notes: For first time in school history, NU recorded back-to-back 20-win seasons, as Huskers finished 20-10 overall en route to a fourth straight NCAA Tournament appearance...after 1-2 start, NU ran off 11-straight wins, a streak highlighted by road wins at Michigan State and Iowa State (snapped Cyclones' 22-game homecourt win streak)...Huskers were 4-6 in Big Eight with four games to play, but rallied to win three of their last four, then went on to capture first-ever Phillips 66 Big Eight Tournament title...Eric Piatkowski earned first-team All-Big Eight honors for second straight season, averaged 21.5 points and finished his career as No. 2 scorer in school history with 1,817 points...Bruce Chubick earned first-team Phillips 66 Academic All-Big Eight honors for third straight season...NU was ranked 22nd in final AP poll, marking fourth straight season it appeared in the rankings, and only third time in school history it had been ranked in season-ending poll.

1994-95

Overall Record: 18-14					
Conference: 4-10 in Big Eight (7th)					
Home: 11-6 (2-5) Away: 7-8 (2-5)					
Coach: Danny Nee					
San Juan Shootout*					
N	11/25	Northeast Louisiana*.....	W	99	77
N	11/26	Virginia Tech*.....	L	81	87
N	11/27	Coll. of Charleston*.....	W	74	72

Ameritas Classic*					
H	12/2	Morehead State*.....	W	96	55
H	12/3	Idaho State*.....	W	98	72
H	12/7	Creighton.....	W	85	57
H	12/10	Michigan St. (15, OT).....	W	96	91
H	12/17	Western Illinois.....	W	69	62
H	12/21	Northeastern Illinois.....	W	101	60
A	12/22	Northern Iowa (OT).....	W	95	88
H	12/29	23/Delaware State.....	W	94	52
H	12/31	23/Appalachian St.....	W	108	71
A	1/4	19/Texas.....	L	74	102
H	1/7	19/Missouri.....	L	74	82
A	1/9	Long Beach State.....	W	82	71
H	1/12	Kansas State.....	W	78	56
A	1/18	UMKC.....	W	63	60
A	1/23	Kansas (7).....	L	67	84
A	1/28	Oklahoma (25).....	L	72	82
H	2/1	Oklahoma State.....	L	65	82
H	2/5	Oklahoma (24).....	W	71	59
A	2/8	Colorado.....	W	100	86
A	2/11	Iowa State (19, OT).....	L	69	72
H	2/14	Kansas (3).....	L	68	91
A	2/18	Oklahoma State (22).....	L	53	93
A	2/22	Missouri (14).....	W	78	75
H	2/25	Colorado.....	L	74	80
A	3/1	Kansas State.....	L	73	75
H	3/5	Iowa State (24).....	L	77	79

Big Eight Tournament*					
N	3/10	Oklahoma State (19).....	L	48	68
National Invitation Tournament					
H	3/16	Georgia.....	W	69	61
H	3/21	Penn State.....	L	59	65

*San Juan Shootout, San Juan, P.R.; *Kansas City, Mo.
 Season Notes: Nebraska reached the second round of the NIT in its fifth straight postseason appearance...Huskers climbed as high as 18th (CNN/USA Today) and 19th (AP) in the national polls...Jaron Boone earned second-team All-Big Eight honors and set then-single-season school records for 3-point field goals and 3-point attempts... Erick Strickland, a Big Eight All-Defensive team member, established then-school record for steals in a season (89)... Nebraska won 18 games for only the 15th time and the sixth time under Danny Nee.

1995-96

Overall Record: 21-14					
Conference: 4-10 in Big Eight (7th)					
Home: 11-5 (3-4) Away: 10-9 (1-6)					
Coach: Danny Nee					
Big Island Invitational*					
N	11/24	Toledo*.....	W	72	59
N	11/25	Oregon* (OT).....	W	114	106
N	11/26	Minnesota*.....	W	96	85

Ameritas Classic*					
H	12/1	Georgia Southern*.....	W	82	59
H	12/2	Grambling State*.....	W	96	80
A	12/6	Creighton.....	W	88	67
A	12/9	Minnesota.....	L	80	91
H	12/16	Northern Iowa.....	L	104	109
H	12/18	Northeast Illinois.....	W	94	76
H	12/20	Delaware State.....	W	88	41

Far West Classic%					
N	12/29	Oregon%.....	W	99	76
N	12/30	Mississippi St.% (17).....	L	66	69
H	1/3	Texas (23).....	W	85	69
H	1/6	Long Beach State.....	W	69	68
H	1/10	Colorado.....	W	79	74
A	1/13	Oklahoma (30T).....	L	100	117
H	1/17	UMKC.....	W	87	69
A	1/20	Oklahoma State.....	W	66	57
H	1/24	Missouri.....	W	76	58
H	1/28	Kansas (3).....	L	73	88
A	1/31	Kansas State.....	L	68	77

H	2/3	Iowa State.....	L	65	75
A	2/7	Missouri.....	L	98	99
A	2/10	Iowa State (21).....	L	59	74
H	2/17	Oklahoma State.....	L	57	72
A	2/19	Kansas (5).....	L	71	81
H	2/25	Oklahoma (OT).....	L	76	80
A	2/28	Colorado.....	L	64	78
H	3/3	Kansas State.....	W	70	66

Big Eight Tournament*					
N	3/8	Iowa State (23).....	L	60	62
National Invitation Tournament					
A	3/14	Colorado State.....	W	91	83
H	3/19	Washington State.....	W	82	73
A	3/22	Fresno State.....	W	83	71
NY	3/26	Tulane#.....	W	90	78
NY	3/28	St. Joseph's#.....	W	60	56

*Hilo, Hawaii; # Lincoln, Neb. % Far West Classic, Portland, Ore.; *Kansas City, Mo.
 Season Notes: The Huskers captured the NIT title, Nebraska's first national tournament title of any kind...1995-96 marked the end of NU's five-year stretch being ranked in the national polls at least one week during the season...Erick Strickland earned second-team All-Big Eight honors, was named to the Big Eight All-Defensive team and was the NIT Most Valuable Player...Tyronn Lue was a first-team Big Eight All-Freshman selection and was named to the NIT All-Star team.

1996-97

Overall Record: 18-15					
Conference: 7-9 in Big 12 (7th)					
Home: 13-3 (6-2) Away: 5-12 (1-7)					
Coach: Danny Nee					
A	11/23	Texas (17) (OT).....	L	81	83
H	11/26	Weber State.....	W	83	66
H	11/30	Oregon State.....	W	75	67
H	12/3	Texas-San Antonio.....	W	79	76

Ameritas Classic*					
H	12/6	Coppin State*.....	W	88	72
H	12/7	Bowling Green*.....	W	73	68
A	12/11	UMKC.....	W	76	64
H	12/21	Minnesota (16).....	L	56	70

Puerto Rico Holiday Classic@					
N	12/30	Old Dominion@.....	W	72	66
N	12/31	Cincinnati (6)@.....	L	73	84
N	1/1	Bowling Green @.....	L	55	58
A	1/4	Colorado.....	L	73	79
H	1/8	Creighton.....	W	71	52
H	1/11	Texas A&M.....	W	74	72
H	1/15	Kansas State (OT).....	W	87	77
H	1/18	Missouri.....	W	76	53
A	1/22	Missouri.....	L	74	75
A	1/25	Oklahoma.....	L	77	84
H	1/29	Iowa State (11).....	L	67	77
A	2/1	Kansas (1) (OT).....	L	77	82
H	2/5	Colorado (15).....	W	77	69
A	2/8	&Texas Tech (23).....	L	74	87
A	2/10	Kansas State.....	L	53	61
A	2/13	Northern Iowa.....	W	77	69
H	2/16	Texas.....	W	79	67
A	2/19	Baylor.....	L	60	71
A	2/22	Iowa State (7) (OT).....	W	74	69
H	2/26	Oklahoma State.....	W	77	68
H	3/2	Kansas (1).....	L	65	85

Phillips 66 Big 12 Tournament*					
N	3/6	Missouri#.....	L	72	78
National Invitation Tournament					
H	3/12	Washington.....	W	67	63
A	3/18	Nevada.....	W	78	68
A	3/21	Connecticut.....	L	67	76

* Ameritas Classic, Lincoln, Neb.; @ Puerto Rico Holiday Classic, Bayamon, P.R.; *Kansas City, Mo.; & Texas Tech later forfeited game
 Season Notes: Nebraska won 18 or more games for the seventh straight year and reached postseason play for the seventh straight year...the Huskers defeated a ranked team for the seventh straight season with wins over Colorado and Iowa State...NU appeared in the NIT for the third consecutive season...Mikki Moore became NU's all-time blocked shot leader...Tyronn Lue earned second-team All-Big 12 honors...Cookie Belcher was a first-team All-Big 12 Rookie selection...NU was 13-3 at home, losing

only to Kansas, Iowa State and Minnesota, three teams that advanced to the NCAA Sweet 16.

1997-98

Overall Record: 20-12					
Conference: 10-6 in Big 12 (4th)					
Home: 13-2 (6-2) Away: 7-10 (4-4)					
Coach: Danny Nee					
H	11/16	UNC Greensboro.....	W	75	51
H	11/19	Western Illinois.....	W	86	57
H	11/22	New Orleans.....	W	81	66
H	11/25	Colorado State.....	W	64	57
H	11/29	Texas-San Antonio.....	W	68	59
A	12/1	Tulsa.....	L	68	85

Ameritas Classic*					
H	12/5	UNC Wilmington*.....	W	85	68
H	12/6	Grambling State*.....	W	85	48
A	12/10	Creighton.....	L	73	84
A	12/13	Minnesota.....	W	70	66

Rainbow Classic@					
N	12/27	Virginia@.....	W	80	65
A	12/29	Hawaii@.....	L	62	87
N	12/30	Vanderbilt@.....	L	69	80
A	1/3	Kansas (2).....	L	76	96
A	1/7	Oklahoma State.....	W	67	62
H	1/11	Colorado.....	W	87	72
H	1/18	Oklahoma.....	W	53	43
A	1/21	Texas.....	L	91	105
H	1/24	Iowa State.....	W	63	49
A	1/28	Kansas State.....	L	49	72
H	2/1	Kansas (5).....	L	71	82
A	2/4	Missouri (OT).....	L	76	81
H	2/7	Kansas State.....	L	63	69
A	2/11	Texas A&M.....	W	75	58
H	2/14	Baylor.....	W	66	55
H	2/18	Missouri (OT).....	W	67	66
A	2/21	Colorado.....	W	79	71
H	2/25	Texas Tech.....	W	82	65
A	2/28	Iowa State.....	W	70	62

Phillips 66 Big 12 Tournament*					
N	3/6	Baylor.....	W	65	46
N	3/7	Kansas (4).....	L	59	91

NCAA Tournament
 N 3/12 Arkansas (17)%..... L 65 74
 * Ameritas Classic, Lincoln, Neb.; @ Rainbow Classic, Honolulu, Hawaii; % NCAA Tournament, Boise, Idaho; *Kansas City, Mo.
 Season Notes: Nebraska's school record of consecutive postseason appearances reached eight seasons...Nebraska won 20 games for the fifth time in eight seasons and the sixth time under Danny Nee...NU made its first NCAA Tournament appearance since 1994, but failed to pick up its first NCAA win...Nebraska posted seven consecutive wins against league foes for the first time in 20 seasons...NU's 10-6 league record was its best since a 9-5 Big Eight mark in 1990-91...Tyronn Lue was a first-team All-Big 12 choice and became NU's 19th, 1,000-point scorer and was a first-round NBA draft choice...Venson Hamilton broke the single-season rebounding record.

1998-99

Overall Record: 20-13					
Conference: 10-6 in Big 12 (t-5th)					
Home: 12-4 (6-2) Away: 8-9 (4-4)					
Coach: Danny Nee					
H	11/14	UNC Greensboro.....	W	79	59
N	11/19	Villanova*.....	L	60	75
N	11/21	Washington State*.....	W	95	84
N	11/22	Wisconsin*.....	L	41	78
H	11/28	North Carolina A&T.....	W	65	47
H	12/1	Tulsa.....	L	49	52

Ameritas Classic**					
H	12/4	SW Texas State**.....	W	63	54
H	12/5	Colgate**.....	W	60	48
H	12/9	Creighton.....	W	76	60
A	12/12	Colorado State.....	L	49	75
H	12/19	Minnesota (17).....	L	51	55
A	12/27	San Francisco.....	W	62	52
A	12/30	UMKC.....	W	81	65
A	1/2	Missouri.....	L	57	80
H	1/10	Texas.....	L	76	89



1990-91: **26-8 RECORD**



1991-92: **19-10 RECORD**



1992-93: **20-11 RECORD**



1993-94: **20-10 RECORD**

The Huskers made a school-record four straight NCAA Tournament appearances from 1991 to 1994.

N 2024-25 NEBRASKA BASKETBALL

ALL-TIME RESULTS



Andre Smith (left) was named the Big Eight Player of the Year in 1981 and earned honorable-mention All-America honors in each of his final two seasons at Nebraska. Venson Hamilton (right) earned Big 12 Player-of-the-Year honors, averaging 15.7 points and 10.2 rebounds per game in 1998-99. Hamilton holds NU career marks for rebounds (1,080) and blocked shots (241).

Led by All-Big 12 selection Tyrronn Lue, the 1997-98 Huskers went 20-12 and posted its best conference record since the 1991-92 season.

H	1/13	Kansas State	W	70	61
A	1/16	Baylor	W	68	55
A	1/20	Oklahoma (25)	W	96	81
H	1/23	Colorado	W	72	55
H	1/27	Kansas (20)	W	84	69
A	1/30	Iowa State	L	47	52
A	2/3	Colorado	W	57	52
H	2/6	Missouri (24)	W	69	61
A	2/10	Kansas (24)	W	64	59
H	2/13	Iowa State	W	59	57
H	2/17	Oklahoma State	L	48	60
A	2/20	Texas Tech	L	68	73
A	2/24	Kansas State	L	45	62
H	2/27	Texas A&M	W	87	68
Phillips 66 Big 12 Tournament*					
N	3/4	Texas Tech	W	69	50
N	3/5	Kansas	L	53	77

National Invitation Tournament					
H	3/10	UNLV	W	68	55
A	3/15	TCU	L	89	101

* Top of the World Classic, Fairbanks, Alaska; ** Lincoln, Neb. *Kansas City, Mo.

Season Notes: Nebraska's school record of consecutive postseason appearances reached nine seasons... Nebraska won 20 games for the sixth time in nine seasons, the seventh time under Danny Nee...senior center Venson Hamilton was named first-team All-Big 12, the Big 12 Player of the Year and an honorable-mention All-American...Hamilton also became NU's all-time leader in rebounding, blocked shots and games played and joined NU's 1,000-point club...junior guard Cookie Belcher broke the NU single-game, season and career steals record and was a third-team All-Big 12 pick...NU swept Kansas for the first time since 1983 and also won at Lawrence for the first time since the same season...NU won 10 conference games for the second straight season and posted four straight wins against nationally ranked opponents for the first time ever.

1999-2000

Overall Record: 11-19					
Conference: 4-12 in Big 12 (1-8th)					
Home: 10-6 (4-4) Away: 1-13 (0-8)					
Coach: Danny Nee					
H	11/23	Eastern Illinois (20T)	W	81	78
Hoop and Quill Classic*					
N	11/26	Southern Mississippi*	L	48	75
N	11/27	Northwestern*	W	61	52
N	11/28	Rutgers*	L	62	81
Ameritas Classic**					
H	12/3	Western Carolina**	L	72	74
H	12/4	Monmouth**	W	63	47
A	12/9	Creighton	L	72	89
H	12/11	Pittsburgh	W	69	57
N	12/18	Arizona (4)***	L	59	80
H	12/20	San Francisco	L	60	64
H	12/22	Oral Roberts	W	80	65
H	12/31	Minnesota	W	90	78

H	1/4	Pacific	W	92	68
A	1/8	Kansas State	L	79	97
H	1/12	Iowa State	L	65	66
A	1/15	Kansas (8)	L	82	97
H	1/19	Texas Tech	W	70	67
H	1/22	Baylor	W	69	55
A	1/25	Texas (17)	L	55	82
H	1/29	Kansas State	W	81	72
H	2/5	Missouri	L	78	84
A	2/8	Colorado	L	58	70
A	2/12	Iowa State (17)	L	65	87
H	2/14	Oklahoma (20)	L	54	62
A	2/19	Oklahoma State (8)	L	55	94
H	2/23	Kansas (23)	L	58	83
H	2/26	Colorado	W	69	64
A	3/1	Missouri	L	72	86
A	3/4	Texas A&M (OT)	L	76	83
Phillips 66 Big 12 Tournament*					
N	3/9	Baylor	L	55	63

* Hoop and Quill Classic, St. Charles, Mo.; ** Lincoln, Neb.; *** Las Vegas Showdown, Las Vegas, Nev. *Kansas City, Mo.

Season Notes: Danny Nee established a new school record for coaching victories with 254...NU tied the school record for losses with 19 and did not win a game on an opponent's home court for the first time since 1960...Kimani Ffriend earned second-team All-Big 12 honors, and Larry Florence and Steffon Bradford were honorable-mention picks.

2000-01

Overall Record: 14-16					
Conference: 7-9 in Big 12 (7th)					
Home: 8-6 (5-3) Away: 6-10 (2-6)					
Coach: Barry Collier					
A	11/18	Oral Roberts	L	83	87
H	11/21	Eastern Illinois	W	85	71
H	11/27	Winthrop	W	65	44
A	12/2	Pittsburgh	L	51	52
Husker Classic#					
H	12/8	UMKC#	L	71	82
H	12/9	Alaska-Fairbanks#	W	84	55
FedEx Orange Bowl Classic%					
N	12/16	Miami%	W	72	64
San Juan Shootout*					
N	12/20	Iona*	W	81	80
N	12/21	Kent State*	W	69	68
N	12/22	Southern Methodist*	W	72	70
A	12/28	Minnesota (OT)	L	70	74
H	12/30	Murray State	L	71	79
H	1/2	Creighton	L	51	62
A	1/6	Missouri	L	66	68
H	1/13	Texas (22)	W	80	67
A	1/17	Kansas (5)	L	62	84
H	1/20	Iowa State (23)	L	59	60
H	1/24	Missouri	W	85	79
A	1/27	Oklahoma (24)	L	66	77
A	1/30	Kansas State	W	63	61

H	2/3	Colorado	L	57	60
H	2/7	Oklahoma State (OT)	W	78	75
A	2/10	Baylor	L	58	69
H	2/14	Kansas State	W	82	56
A	2/17	Colorado (OT)	W	87	82
A	2/21	Texas Tech	L	64	65
H	2/25	Kansas (10)	L	74	78
H	2/28	Texas A&M	W	97	69
A	3/3	Iowa State (8)	L	73	86

Phillips 66 Big 12 Tournament*
N 3/8 Kansas State L 58 62
#-Lincoln, Neb.; %-Miami, Fla.; ^-Carolina, P.R.
*Kansas City, Mo.

Season Notes: Barry Collier became the 25th head coach in school history when he took over the program...senior Cookie Belcher set the Big 12 record and finished third in NCAA history with 353 steals...Nebraska recorded a five-game winning streak in mid-December, while winning the San Juan Shootout title...Belcher ended his illustrious career by earning second-team All-Big 12 honors...Kimani Ffriend and Steffon Bradford were tabbed honorable-mention all-conference.

2001-02

Overall Record: 13-15					
Conference: 6-10 in Big 12 (7-7th)					
Home: 12-4 (5-3) Away: 1-11 (1-7)					
Coach: Barry Collier					
H	11/20	North Carolina A&T	W	69	57
H	11/24	Winthrop	W	73	65
H	11/28	Texas-San Antonio	W	81	63
H	12/2	Wofford	W	65	46
H	12/5	Western Illinois	W	72	53
H	12/8	Oral Roberts	W	61	55
A	12/12	Creighton	L	70	76
H	12/15	Sam Houston State	L	70	74
A	12/22	Minnesota	L	72	81
A	12/29	Pacific	L	52	75
H	1/2	Savannah State	W	66	47
A	1/5	Missouri (17)	L	53	60
A	1/9	Kansas (1)	L	57	96
H	1/12	Colorado	W	75	67
H	1/16	Oklahoma (5)	L	51	78
A	1/19	Texas	L	66	77
A	1/23	Oklahoma State (11)	L	63	70
H	1/26	Iowa State (OT)	W	86	84
H	1/30	Texas Tech (20)	W	80	69
A	2/5	Colorado	L	61	84
H	2/9	Kansas State	W	99	82
H	2/13	Missouri	L	71	87
A	2/16	Iowa State	L	79	85
A	2/20	Texas A&M	W	82	72
H	2/24	Kansas (1)	L	87	88
H	2/27	Baylor	W	75	55
A	3/2	Kansas State	L	58	67
Phillips 66 Big 12 Tournament*					
N	3/7	Colorado	L	60	67

*Kansas City, Mo.

Season Notes: Senior Cary Cochran set Nebraska career, season and single-game records for 3-pointers, and finished third in Big 12 history with 268...Cochran led the nation in free-throw percentage and finished second in NU single-season history...NU recorded six straight victories to open the season, and finished with a 12-4 mark at the Devaney Center...Cochran and senior John Robinson II were selected honorable-mention All-Big 12 (coaches)...Cochran and Brian Conklin were named to the academic All-Big 12 first-team, and Cochran was selected to the Verizon Academic All-District first-team.

2002-03

Overall Record: 11-19					
Conference: 3-13 in Big 12 (12th)					
Home: 9-6 (3-5) Away: 2-13 (0-8)					
Coach: Barry Collier					
Top of the World Classic!					
N	11/21	Centenary!	W	68	45
N	11/23	Alaska-Fairbanks!	L	61	64
N	11/24	Ball State!	L	65	73
H	12/1	Texas-San Antonio	W	69	53
A	12/5	South Florida	L	60	65
H	12/8	Minnesota (20)	W	80	60
H	12/14	IPFW	W	63	46
H	12/21	Creighton (20)	L	73	81
ASU Hoops Classic#					
N	12/27	UC Santa Barbara#	W	60	57
A	12/28	Arizona State#	L	63	75
H	12/31	Eastern Washington	W	63	60
H	1/4	Denver (OT)	W	79	75
H	1/7	Lipscomb	W	70	60
A	1/11	Kansas (14)	L	59	92
H	1/15	Texas A&M	L	52	53
H	1/18	Colorado (OT)	W	80	77
A	1/22	Kansas State	L	53	77
A	1/25	Iowa State	L	61	71
H	1/29	Missouri (25)	L	56	63
H	2/1	Kansas (12)	L	51	81
A	2/5	Texas Tech	L	49	75
H	2/12	Oklahoma State (13)	L	70	77
H	2/15	Texas (6)	L	63	75
A	2/18	Missouri	L	50	67
A	2/22	Baylor	L	64	78
H	2/25	Kansas State	W	68	61
H	3/1	Iowa State	W	69	61
A	3/4	Oklahoma (5)	L	51	76
A	3/8	Colorado	L	69	84
Phillips 66 Big 12 Tournament@					
N	3/13	Missouri	L	61	70
!Fairbanks, Alaska; #Tempe, Ariz.; @Dallas, Texas					
Season Notes: Nebraska finished the year 9-6 at the Devaney Center, its 27th straight home winning season, but lost a school-record tying 19 games on the year... Andrew Drevo and Nate Johnson earned honorable-mention All-Big 12 honors by AP and the league's head coaches, respectively...John Turek was named academic All-Big 12.					



2003-04

Overall Record: 18-13
Conference: 6-10 in Big 12 (t-9th)
Home: 15-3 (5-3) Away: 3-10 (1-7)
Coach: Barry Collier

H	11/22	Fairleigh Dickinson	W	80	64
H	11/29	Eastern Michigan	W	67	59
H	12/3	Arizona State	W	66	60
H	12/6	South Florida	W	75	52
H	12/8	Delaware State	W	68	39
A	12/10	Creighton	L	54	61
H	12/13	Tennessee	W	77	62
H	12/20	Bethune-Cookman	W	70	26
H	12/22	Lipscomb	W	75	52
A	12/29	Minnesota	W	77	60
A	1/6	St. Francis (Pa.)	W	93	49
A	1/10	Iowa State	L	74	89
H	1/14	Colorado	L	60	68
A	1/17	Texas (18)	L	61	63
H	1/21	Baylor	W	76	47
A	1/24	Missouri	L	51	72
H	2/1	Oklahoma (25)	L	50	52
A	2/4	Kansas State	L	61	78
H	2/7	Missouri	W	78	62
A	2/11	Texas A&M	W	83	77
H	2/15	Kansas (12)	W	74	55
H	2/18	Kansas State	L	58	63
A	2/21	Oklahoma St. (7, OT)	L	83	87
H	2/24	Texas Tech (25)	W	72	44
H	2/28	Iowa State	W	68	65
A	3/3	Kansas (21)	L	67	78
A	3/6	Colorado	L	75	78

Phillips 66 Big 12 Tournament &
N 3/11 Oklahoma L 59 63
National Invitation Tournament
A 3/16 Creighton W 71 70
H 3/19 Niagara W 78 70
A 3/22 Hawaii L 83 84
& Dallas, Texas

Season Notes: Nebraska picked up its first postseason berth in five years and first under Coach Barry Collier... the Huskers went 2-1 in the NIT...Nebraska finished with a 15-3 record at home, tying for the second-most home wins in Devaney Center history...Nate Johnson led the team in scoring (13.0) while picking up honorable-mention all-conference honors...Johnson finished as the second-highest scoring transfer in school history, only behind teammate Andrew Drevo...Brian Conklin set a Big 12 and school record by hitting 55.9 percent from 3-point range...The Huskers set the Big 12 mark for fewest points allowed in a contest (26) and in a half (12) against Bethune-Cookman.

2004-05

Overall Record: 14-14
Conference: 7-9 in Big 12 (t-8th)
Home: 10-6 (4-4) Away: 4-8 (3-5)
Coach: Barry Collier

H	11/23	Arkansas-Pine Bluff	W	97	40
H	11/27	Texas Southern	W	78	58
A	12/2	UAB	L	66	80
H	12/6	Morgan State	W	64	34
H	12/8	Minnesota	L	48	57
H	12/11	Creighton	L	48	50
H	12/18	North Carolina A&T	W	71	49
A	12/21	Marquette	L	62	81
A	12/30	Tennessee	W	62	61
H	1/2	Montana State	W	78	45
H	1/8	Kansas State (20T)	W	95	85
A	1/12	Colorado	W	68	61
H	1/15	Texas (10)	L	53	63
A	1/19	Kansas (2)	L	57	59
A	1/22	Missouri	L	70	80
H	1/26	Texas A&M	W	77	67
A	1/29	Texas Tech	L	68	84
H	2/1	Utah Valley State	W	91	57
H	2/5	Kansas (3)	L	65	78
H	2/8	Iowa State	L	60	65
A	2/12	Baylor	W	74	63
A	2/16	Oklahoma (21)	L	60	83
H	2/19	Missouri	L	53	56
H	2/22	Oklahoma State (4)	W	74	67

A	2/27	Iowa State	W	76	69
H	3/2	Colorado	W	70	55
A	3/5	Kansas State	L	53	73

Phillips 66 Big 12 Tournament#
N 3/10 Missouri L 67 70
#Kansas City, Mo.
Season Notes: Nebraska won at least 10 home games for the 23rd time in 29 years at the Devaney Center...the Huskers' biggest win of the season came at home against No. 4 Oklahoma State, NU's first win over a top-five program since 1994...freshman guard Joe McCray earned honorable-mention All-Big 12 honors from the coaches and AP after setting the freshman records for scoring average (15.5 ppg) at NU and 3-pointers (80) in the Big 12...freshman center Aleks Maric broke NU freshman record for rebounds (169)...five Huskers earned academic All-Big 12 honors, including Jake Muhleisen who was also named academic all-district.

2005-06

Overall Record: 19-14
Conference: 7-9 in Big 12 (6th)
Home: 14-5 (4-4) Away: 5-9 (3-5)
Coach: Barry Collier

John Thompson Foundation Basketball Challenge#
H 11/18 Longwood^ W 80 65
H 11/19 Yale^ W 73 64
H 11/20 Louisiana Tech^ W 59 56
H 11/27 SE Missouri State W 69 54
H 11/30 Marquette W 84 74
H 12/3 UAB L 72 73
H 12/8 South Dakota State W 76 67
A 12/11 Creighton L 44 70
H 12/17 Chicago State W 76 65
H 12/19 North Carolina A&T W 107 57
H 12/21 Alabama A&M W 67 60

Micro PCS Orange Bowl Classic@
N 12/31 Florida State@ L 60 74
H 1/3 Northern Colorado W 60 50
H 1/7 Oklahoma (12) W 59 58
A 1/11 Kansas State W 57 42
H 1/17 Iowa State L 75 88
A 1/21 Kansas L 54 96
A 1/25 Colorado L 59 81
H 1/28 Missouri W 65 52
A 1/31 Oklahoma State W 59 57
H 2/4 Baylor W 60 45
H 2/8 Kansas L 48 69
A 2/11 Texas (6) L 59 78
A 2/15 Iowa State W 73 63
H 2/18 Texas Tech L 64 70
H 2/22 Colorado W 93 77
A 2/25 Texas A&M L 55 66
H 3/1 Kansas State L 64 66
A 3/5 Missouri L 63 64

Phillips 66 Big 12 Tournament#
N 3/9 Missouri W 71 64
N 3/10 Oklahoma (22) W 69 63
N 3/11 Kansas (17) L 65 79

National Invitation Tournament
A 3/16 Hofstra L 62 73
^Lincoln, Neb.; @Sunrise, Fla.; #Dallas, Texas
Season Notes: Nebraska won 19 games, its most since 1998-99... the Huskers earned their second postseason NIT appearance in three years after a sixth-place finish in the Big 12, their highest placing in eight years...NU reached the semifinals by winning two games at the conference tournament for the first time in the Big 12 era...Nebraska picked up two wins over ranked teams, both against Oklahoma...Aleks Maric led the Big 12 in double-doubles in league-only games and was third overall in rebounding.

2006-07

Overall Record: 17-14
Conference: 6-10 in Big 12 (t-7th)
Home: 12-4 (4-4) Away: 5-10 (2-6)
Coach: Doc Sadler

H	11/14	Nebraska-Omaha	W	76	62
H	11/18	Creighton (20)	W	73	61
H	11/21	Lubbock Christian	W	65	42
H	11/27	Arkansas-Pine Bluff	W	71	42
H	11/29	North Texas	W	76	57

A	12/2	Rutgers	L	73	75
Pape Jam!					
N	12/9	Oregon!	L	56	68
H	12/17	Alabama A&M	W	82	55
Rainbow Classic\$					
N	12/20	Wyoming\$	W	73	58
A	12/22	Hawaii\$	L	72	81
N	12/23	Houston\$	W	70	57
Micro PCS Orange Bowl Classic@					
N	12/30	Miami@	W	82	67
H	1/3	Savannah State	W	81	53
H	1/6	Western Kentucky	W	82	71
A	1/10	Iowa State	L	62	71
A	1/17	Oklahoma	L	53	70
H	1/20	Colorado	W	71	50
H	1/24	Texas	L	61	62
A	1/27	Kansas State	L	45	61
H	1/29	Kansas (6)	L	56	76
A	2/3	Missouri	W	66	61
A	2/6	Texas Tech	W	61	59
H	2/10	Texas A&M (6)	L	55	66
H	2/13	Kansas State	W	74	63
A	2/17	Kansas (9)	L	39	92
A	2/21	Baylor	L	59	63
H	2/24	Missouri (OT)	W	82	77
H	2/28	Iowa State	L	63	69
A	3/3	Colorado	L	69	73
H	3/5	Oklahoma State	W	85	73

Phillips 66 Big 12 Tournament#
N 3/8 Oklahoma State L 39 54
!Portland, Ore.; \$Honolulu, Hawaii; @Sunrise, Fla.; ^Oklahoma City, Okla.
Season Notes: Doc Sadler became the 26th head coach in program history on Aug. 8, 2006, after former coach Barry Collier left his position in early August to become Athletic Director at his alma mater, Butler University... the Huskers reeled off five straight wins to open the season, including a victory over nationally ranked Creighton, on their way to a 17-14 overall record... Nebraska played only one home game in the month of December while traveling more than 15,000 miles for six games... Nebraska defeated five teams that went on to play in the postseason...Aleks Maric earned second-team All-Big 12 honors from the coaches and Associated Press after averaging 18.5 points and 8.7 rebounds per game, totals that were fourth and second, respectively, in the conference...Maric also earned all-district honors from the coaches and the basketball writer's associations... Paul Velander was named to the academic all-league team.

2007-08

Overall Record: 20-13
Conference: 7-9 in Big 12 (t-7th)
Home: 17-3 (5-3) Away: 3-10 (2-6)
Coach: Doc Sadler

H	11/10	Presbyterian	W	67	52
H	11/17	Alabama A&M	W	59	45
H	11/20	Norfolk State	W	83	48
A	11/24	Creighton	L	62	74
H	11/26	IPFW	W	79	62
H	12/2	Arizona State	W	62	47
A	12/5	Western Kentucky (OT)	L	62	69
H	12/9	Rutgers	W	63	51
H	12/11	Savannah State	W	82	37
H	12/15	Oregon & (16, OT)	W	88	79
H	12/22	North Carolina Central	W	71	28
H	12/29	Alcorn State	W	77	53
H	1/4	Maryland Eastern Shore	W	86	50
H	1/12	Kansas (3)	L	58	79
A	1/15	Colorado	L	51	55
H	1/19	Baylor	L	70	72
A	1/26	Kansas (2)	L	49	84
A	1/30	Missouri	W	66	62
H	2/2	Iowa State	W	64	56
A	2/6	Kansas State (20)	L	64	71
H	2/9	Texas Tech	W	73	62
H	2/13	Missouri (OT)	L	78	86
A	2/16	Iowa State	L	52	60
H	2/20	Kansas State (24)	W	71	64
A	2/23	Texas A&M (22)	W	65	59
H	2/27	Oklahoma	W	63	45
A	3/1	Oklahoma State	L	63	77

A	3/4	Texas (9)	L	66	70
H	3/9	Colorado	W	68	49

Phillips 66 Big 12 Tournament#
N 3/13 Missouri W 61 56
N 3/14 Kansas (5) L 54 64

National Invitation Tournament
H 3/19 Charlotte W 67 48
A 3/24 Mississippi (OT) L 75 85
& at Qwest Center in Omaha ^Kansas City, Mo.
Season Notes: Nebraska earned just the 12th 20-win season in program history and Coach Doc Sadler tied the record for a Husker mentor with 37 wins in his first two years combined...it was the 14th overall NIT appearance by Nebraska...senior center Aleks Maric who earned first-team All-Big 12 honors from the AP and second-team accolades from the coaches after averaging 15.7 points and 10.2 rebounds per game...Maric also earned first-team all-district honors from the coaches and the basketball writer's associations...Maric was only second player in school history to top 1,000 career rebounds, and tied the school single-season record with 335 boards... Maric was only the third player in the Big 12 era with at least 1,600 points and 1,000 rebounds in a career.

2008-09

Overall Record: 18-13
Conference: 8-8 in Big 12 (8th)
Home: 14-4 (5-3) Away: 4-9 (3-5)
Coach: Doc Sadler

H	11/16	San Jose State	W	63	46
A	11/19	TCU	W	62	50
H	11/22	Arkansas-Pine Bluff	W	67	53
H	11/25	Saint Louis	W	71	57
H	11/29	Creighton	W	54	52
H	12/3	Alabama State	W	80	51
A	12/7	Arizona State (19)	L	44	64
A	12/13	Oregon State	L	63	64
H	12/20	IPFW	W	75	48
H	12/23	UMBC	L	64	66
H	12/30	South Carolina State	W	77	63
H	1/3	Maryland Eastern Shore	W	88	56
H	1/5	Florida A&M	W	81	56
H	1/10	Missouri	W	56	51
A	1/14	Iowa State	L	53	65
H	1/17	Kansas State	W	73	51
A	1/21	Oklahoma (6)	L	61	72
H	1/24	Oklahoma State (OT)	L	74	76
H	1/28	Kansas	L	62	68
A	1/31	Texas Tech	W	82	69
A	2/4	Colorado	W	55	53
H	2/7	Texas (16)	W	58	55
A	2/14	Missouri (17)	L	47	70
H	2/18	Colorado	W	46	41
A	2/21	Kansas (15)	L	53	70
H	2/24	Texas A&M	L	55	57
A	2/28	Kansas State	L	72	77
H	3/4	Iowa State	W	77	61
A	3/7	Baylor	W	66	62

Phillips 66 Big 12 Tournament#
N 3/11 Baylor W 49 65
National Invitation Tournament
A 3/17 New Mexico L 71 83
^Oklahoma City, Okla.
Season Notes: Despite fielding the shortest team in Division I in 2008-09, Nebraska finished with its first .500 record in Big 12 play in 10 years, and only the third time in the Big 12 era...with 18 regular-season wins, the Huskers earned their second straight NIT berth and 22nd postseason berth in school history...coach Doc Sadler set the Nebraska record for most wins in his first three years in Lincoln, posting 55 over three seasons...senior guard Ade Dagunduro was a third-team All-Big 12 selection by the coaches and media, and was selected to the coaches All-Defense Team...the Huskers continued a streak with at least one win over a ranked opponent for the ninth straight season, defeating No. 16 Texas, 58-55, at home.

HISTORY

2024-25 NEBRASKA BASKETBALL

ALL-TIME RESULTS

2009-10

Overall Record: 15-18
 Conference: 2-14 in Big 12 (12th)
 Home: 12-6 (2-6) Away: 3-12 (0-8)
 Coach: Doc Sadler

H 11/14	USC Upstate.....	W	76	49
A 11/18	Saint Louis.....	L	55	69
H 11/21	TCU.....	W	90	77
H 11/24	UMKC.....	W	70	48
A 11/29	USC.....	W	51	48
H 12/2	Texas-Pan American.....	W	81	53
A 12/6	Creighton.....	L	61	67
H 12/10	Chicago State@.....	W	74	39
H 12/12	Oregon State.....	W	50	44
H 12/19	Jackson State@.....	W	57	41
N 12/22	Tulsa\$.....	W	74	70
N 12/23	BYU\$.....	L	66	88
H 12/29	Southern Utah.....	W	94	61
H 1/2	Maryland Eastern Shore... W	74	60	
H 1/5	Southeastern Louisiana... W	77	59	
A 1/9	Texas A&M.....	L	53	64
H 1/13	Kansas (3).....	L	72	84
H 1/16	Iowa State.....	L	53	56
A 1/23	Missouri.....	L	53	70
A 1/27	Colorado.....	L	60	72
H 1/30	Oklahoma.....	W	63	46
H 2/2	Kansas State (10).....	L	57	76
A 2/6	Kansas (1).....	L	64	75
H 2/10	Baylor (24).....	L	53	55
A 2/13	Texas (14).....	L	51	91
A 2/17	Kansas State (7).....	L	87	91
H 2/20	Missouri.....	L	59	74
A 2/24	Iowa State.....	L	74	78
H 2/27	Texas Tech (20T).....	W	83	79
H 3/2	Colorado.....	L	68	81
A 3/6	Oklahoma State.....	L	55	74

Phillips 66 Big 12 Tournament^A
 N 3/10 Missouri..... W 75 60
 N 3/11 Texas A&M (23)..... L 64 70

@Las Vegas Classic, campus sites
 \$Las Vegas Classic, Las Vegas, Nev.; ^AKansas City, Mo.

Season Notes: Nebraska finished 2-14 in conference play, the Huskers' most league losses in school history... despite the league record, NU became just the second No. 12 seed to win a game at the Big 12 Championship... NU played seven games against ranked squads, including a school-record five straight games against top-25 teams... the Huskers set the school record for 3-point percentage, hitting 39.7 percent to rank 15th nationally... senior Ryan Anderson led the Big 12 Conference in 3-point percentage and finished his career as just the third Husker ever with at least 1,000 points, 500 rebounds and 150 3-pointers... center Jorge Brian Diaz set the NU freshman record for blocked shots with 41 on the season, and was the only freshman ranked in the top 15 in the conference.

2010-11

Overall Record: 19-13
 Conference: 7-9 in Big 12 (7-7th)
 Home: 17-2 (6-2) Away: 2-11 (1-7)
 Coach: Doc Sadler

H 11/12	South Dakota.....	W	76	68
H 11/15	Arkansas-Pine Bluff.....	W	83	40

Honda Puerto Rico Tip-Off @
 N 11/18 Vanderbilt @..... L 49 59
 N 11/19 Davidson @..... L 67 70
 N 11/21 Hofstra..... W 62 47
 H 11/27 USC..... W 60 58
 H 12/1 Jackson State..... W 76 57
 H 12/5 Creighton..... W 59 54
 H 12/8 Alcorn State..... W 78 57
 H 12/11 TCU..... W 70 56
 H 12/18 Eastern Washington..... W 72 42
 H 12/21 Grambling..... W 79 39
 H 1/3 North Dakota..... W 77 46
 H 1/5 Savannah State..... W 68 48
 H 1/8 Iowa State..... W 63 62
 A 1/12 Missouri (15)..... L 69 77
 A 1/15 Kansas (3)..... L 60 63
 H 1/18 Colorado..... W 79 67
 A 1/22 Texas Tech..... L 71 72
 H 1/29 Texas A&M (13)..... W 57 48

A 2/2	Kansas State.....	L	53	69
H 2/5	Kansas (2).....	L	66	86
A 2/9	Baylor.....	L	70	74
H 2/12	Oklahoma State.....	W	65	54
A 2/16	Oklahoma.....	W	59	58
H 2/19	Texas (3).....	W	70	67
H 2/23	Kansas State.....	L	57	61
A 2/26	Iowa State (OT).....	L	82	83
H 3/1	Missouri (22).....	W	69	58
A 3/5	Colorado.....	L	57	67

Phillips 66 Big 12 Tournament^A
 N 3/9 Oklahoma State..... L 52 53

National Invitation Tournament
 A 3/16 Wichita State..... L 49 76

@San Juan, P.R. ^AKansas City, Mo.

Season Notes: Nebraska reached the postseason for the third time in four years, winning 19 games and reaching the NIT, the school's 23rd postseason appearance in school history... Nebraska enjoyed an 11-game win streak, the program's longest win streak since 1991... senior point guard Lance Jeter earned third-team All-Big 12 honors and became just the third player in Big 12 history to average 10 points, five rebounds and five assists in conference play... Nebraska went 3-3 against ranked teams, as the Huskers' upset of No. 3 Texas was the highest ranked opponent Nebraska has knocked off since 1994. Nebraska's game with North Dakota was moved from Jan. 2 to Jan. 3 because of travel conditions.

2011-12

Overall Record: 12-18
 Conference: 4-14 in Big Ten (11th)
 Home: 9-8 (3-6) Away: 2-11 (1-8)
 Coach: Doc Sadler

H 11/11	South Dakota.....	W	65	48
A 11/14	USC (20T).....	W	64	61
H 11/20	Rhode Island.....	W	83	63
H 11/23	Oregon.....	L	76	83
H 11/26	South Dakota State.....	W	76	64

ACC/Big Ten Challenge
 H 11/30 Wake Forest..... L 53 55
 A 12/04 Creighton..... L 66 76
 H 12/07 Florida Gulf Coast..... W 51 50
 A 12/10 TCU..... W 69 57
 H 12/17 Alcorn State..... W 60 46
 H 12/20 Central Michigan..... W 72 69
 H 12/27 Wisconsin (11)..... L 40 64
 H 12/31 Michigan State (16)..... L 55 68
 A 1/3 Ohio State (6)..... L 40 71
 A 1/7 Illinois..... L 54 59
 H 1/11 Penn State..... W 70 58
 A 1/15 Wisconsin..... L 45 50
 H 1/18 Indiana (11)..... W 70 69
 H 1/21 Ohio State (6)..... L 45 79
 A 1/26 Iowa..... W 79 73
 A 2/2 Northwestern..... L 74 84
 H 2/5 Minnesota..... L 61 69
 H 2/8 Michigan (22)..... L 46 62
 A 2/11 Penn State..... L 51 67
 H 2/18 Illinois..... W 80 57
 A 2/22 Purdue..... L 65 83
 A 2/25 Michigan State (6)..... L 34 62
 H 2/29 Iowa..... L 53 62
 A 3/3 Minnesota..... L 69 81

Big Ten Tournament^A
 N 3/8 Purdue..... L 61 79

^AIndianapolis, Ind.

Season Notes: Nebraska finished its first season in the Big Ten with a 4-14 conference record to tie for 11th... Nebraska's 14 conference losses tied a program high, although it was the first time in school history that Nebraska played 18 conference games... NU played seven games against ranked teams in 2012, including a win over No. 12 Indiana... team set a school record for free throw percentage and ranked seventh nationally at 76.7 percent, breaking the previous mark of 76.5 percent in 1967-68... Bo Spencer's 15.4 points per game was the most by a Husker guard since the 2004-05 season... Nebraska overcame three double-figure deficits, including a 13-point second-half comeback against Indiana... Nebraska's 34-point home loss to Ohio State was the worst home loss in program history... The 2011-12 season was the final season for Doc Sadler, who compiled a

101-89 record in six seasons, guiding Nebraska to three postseason appearances.

2012-13

Overall Record: 15-18
 Conference: 5-13 in Big Ten (10th)
 Home: 11-7 (4-5) Away: 4-11 (1-8)
 Coach: Tim Miles

H 11/11	Southern.....	W	66	55
---------	---------------	---	----	----

Joe Cipriano Nebraska Classic^o
 H 11/15 Valparaiso..... W 50 48
 H 11/18 UNO..... W 75 62
 H 11/21 Tulane..... W 61 57
 H 11/24 Kent State..... L 60 74

ACC/Big Ten Challenge
 A 11/27 Wake Forest..... W 79 63
 H 12/3 USC..... W 63 51
 H 12/6 Creighton (16)..... L 42 64
 A 12/15 Oregon..... L 38 60
 H 12/18 Jacksonville State..... W 59 55

WestStar Bank Don Haskins Sun Bowl Invitational^A
 N 12/22 Central Michigan..... W 89 75
 A 12/23 UTEP..... L 52 68
 H 12/29 Nicholls State..... W 68 59
 A 1/2 Ohio State (8)..... L 44 70
 H 1/6 Wisconsin..... L 41 47
 A 1/9 Michigan (2)..... L 47 62
 A 1/13 Michigan State (22)..... L 56 66
 H 1/16 Purdue..... L 56 65
 A 1/19 Penn State..... W 68 64
 H 1/22 Illinois..... L 51 71
 H 1/26 Northwestern..... W 64 49
 A 1/29 Minnesota (23)..... L 65 84
 H 2/2 Ohio State (11)..... L 56 63
 H 2/9 Penn State..... W 67 53
 A 2/13 Indiana (1)..... L 47 76
 H 2/16 Michigan State (8)..... L 64 73
 H 2/23 Iowa..... W 64 60
 A 2/26 Wisconsin (17)..... L 46 77
 A 3/2 Illinois..... L 65 72
 H 3/6 Minnesota..... W 53 51
 A 3/9 Iowa..... L 60 74

Big Ten Tournament!
 N 3/14 Purdue!..... W 57 55
 N 3/15 Ohio State! (10)..... L 51 70

^oLincoln, Neb.; ^AEl Paso, Texas; I-Chicago, Ill.

Season Notes: Tim Miles became the 27th head coach in program history on March 24, 2012... Miles became the first Husker coach to win his road debut since the 1919-20 season when the Huskers defeated Wake Forest in the ACC/Big Ten Challenge... 10 of the Huskers' 18 losses came against ranked teams, as the 10 ranked opponents tied the most in a single-season in school history (also 1994-95 and 1991-92)... Nebraska went 11-7 in the final year of the Devaney Center, finishing with an all-time record of 447-151 (.751) in the 37 years at the Devaney Center... Dylan Talley earned honorable-mention All-Big Ten honors, leading the Huskers in both scoring (13.7 ppg) and assists (2.5 apg) and becoming the first Husker to win a season-ending award in the Big Ten era... Nebraska won its first-ever Big Ten Tournament game with a 57-55 win over Purdue at the United Center in Chicago.

2013-14

Overall Record: 19-13
 Conference: 11-7 in Big Ten (4th)
 Home: 15-1 (8-1) Away: 4-12 (3-6)
 Coach: Tim Miles

H 11/8	Florida Gulf Coast.....	W	79	55
H 11/12	Western Illinois.....	W	62	47
H 11/17	South Carolina State.....	W	83	57

at Charleston Classic@
 N 11/21 UMass@..... L 90 96
 N 11/22 UAB@..... L 74 87
 N 11/24 Georgia@..... W 73 65
 H 11/30 Northern Illinois..... W 63 58

ACC/Big Ten Challenge
 H 12/4 Miami..... W 60 49
 A 12/8 at Creighton..... L 67 82
 H 12/14 Arkansas State..... W 79 67
 H 12/21 The Citadel..... W 77 62
 A 12/28 at Cincinnati..... L 59 74

A 12/31	Iowa (22).....	L	57	67
A 1/4	Ohio State (3).....	L	53	84
H 1/9	Michigan.....	L	70	71
A 1/12	at Purdue.....	L	64	70
H 1/20	Ohio State (18).....	W	68	62
A 1/23	at Penn State.....	L	54	58
H 1/26	Minnesota.....	W	82	78
H 1/30	Indiana.....	W	60	55
A 2/5	Michigan (10).....	L	50	79
A 2/8	Northwestern.....	W	53	49
H 2/12	Illinois.....	W	67	58
A 2/16	Michigan State (9).....	W	60	51
H 2/20	Penn State.....	W	80	67
H 2/23	Purdue.....	W	76	57
A 2/26	Illinois.....	L	49	60
H 3/1	Northwestern.....	W	54	47
A 3/5	Indiana.....	W	70	60
H 3/9	Wisconsin (9).....	W	77	68

Big Ten Tournament!
 N 3/14 Ohio State! (24)..... L 67 71

NCAA Tournament*
 N 3/21 Baylor * (23)..... L 60 74

@Charleston, S.C.; I-Indianapolis, Ind.;
^{*}San Antonio, Texas

Season Notes: Nebraska reached the NCAA Tournament for the first time since 1998... Tim Miles was named Big Ten Coach of the Year and also won the Jim Phelan Award for national coach of the year... Nebraska went 11-7 in the Big Ten to finish fourth, its best conference finish since 1998-99... Nebraska opened Pinnacle Bank Arena and went 15-1 at home in the facility, the program's best home record since going 17-1 in 1982-83... Nebraska had two wins over top-10 teams, including a road win at No. 9 Michigan State, the first top-10 road win since 1997... Terran Petteway earned unanimous All-Big Ten honors... Petteway led the Big Ten in scoring at 18.1 ppg, becoming the first Husker in over 60 years to lead the conference in scoring... He also averaged a conference-best 18.6 ppg in Big Ten play, becoming the first Husker since Andre Smith in 1980-81 to lead in conference play... Shavon Shields joined Petteway on the All-Big Ten team, earning honorable-mention accolades.

2014-15

Overall Record: 13-18
 Conference: 5-13 in Big Ten (12th)
 Home: 10-6 (5-4) Away: 3-12 (0-9)
 Coach: Tim Miles

H 11/16	21/Northern Kentucky....	W	80	61
H 11/18	21/Central Arkansas.....	W	82	56
A 11/22	21/Rhode Island (OT)....	L	62	66
H 11/25	Omaha.....	W	80	67
H 11/28	Tennessee-Martin.....	W	75	64

ACC/Big Ten Challenge
 A 12/1 Florida State..... W 70 65
 H 12/7 Creighton..... L 55 65
 H 12/10 Incarnate Word..... L 73 74
 H 12/13 Cincinnati (20T)..... W 56 55

at Hawaiian Airlines Diamond Head Classic^A
 A 12/22 Hawaii..... L 58 66
 N 12/23 LMU (OT)..... W 50 42
 N 12/25 Ohio..... W 71 58
 H 12/31 Indiana..... L 65 70
 A 1/5 Iowa..... L 59 70
 H 1/8 Rutgers..... W 65 49
 H 1/11 Illinois..... W 53 43
 A 1/15 Wisconsin (7)..... L 55 70
 H 1/20 Minnesota..... W 52 49
 H 1/24 Michigan State..... W 79 77
 A 1/27 Michigan..... L 44 58
 A 1/31 Minnesota..... L 42 60
 H 2/3 Northwestern..... W 76 60
 A 2/7 Penn State..... L 43 56
 H 2/10 Wisconsin (5)..... L 55 65
 A 2/15 Purdue..... L 54 66
 A 2/19 Maryland (16)..... L 65 69
 H 2/22 Iowa..... L 46 74
 A 2/26 Ohio State..... L 57 81
 A 3/4 Illinois..... L 57 69
 H 3/8 Maryland (10)..... L 61 64

Big Ten Tournament!
 N 3/11 Penn State I..... L 65 68



^-Honolulu, Hawaii; !-Chicago, Ill.

Season Notes: Nebraska's national rankings during the first two polls of the season were the first since the 1994-95 season...Nebraska set a school record by averaging 15,569 fans per game, ranking 10th nationally in attendance...Terran Petteway and Shavon Shields both went over 1,000 points at Nebraska, marking the first time since the 1998-99 season that two Huskers went over 1,000 points in the same season...Petteway earned third-team All-Big Ten honors by both the coaches and media... Shavon Shields became the first Husker basketball player to be named first-team Academic All-American.

2015-16

Overall Record: 16-18
Conference: 6-12 in Big Ten (11th)
Home: 10-8 (3-6) Away: 6-10 (3-6)
Coach: Tim Miles
H 11/14 Mississippi Valley State... W 97 51
A 11/17 Villanova (11) L 63 87
H 11/19 Delaware State..... W 75 60
Barclays Classic Presented by Honda^#
H 11/22 Southeastern Louisiana^ W 92 65
H 11/24 Arkansas-Pine Bluff^..... W 67 44
N 11/27 Cincinnati (24) # L 61 65
N 11/28 Tennessee # W 82 71

ACC/Big Ten Challenge

H 12/1 Miami (21, OT)..... L 72 77
H 12/5 Abilene Christian W 73 63
A 12/9 at Creighton..... L 67 83
H 12/13 Rhode Island..... W 70 67
H 12/20 Samford..... L 58 69
H 12/22 Prairie View A&M..... W 81 50
H 12/30 Northwestern L 72 81
H 1/2 Indiana L 69 79
A 1/5 Iowa (19) L 66 77
A 1/9 Rutgers W 90 56
H 1/12 Minnesota W 84 59
A 1/16 Illinois W 78 67
A 1/20 Michigan State (11) W 72 71
H 1/23 Michigan L 68 81
A 1/30 Purdue (21) L 74 89
H 2/3 Maryland (4) L 65 70
H 2/6 Rutgers W 87 63
A 2/12 Wisconsin L 61 72
H 2/13 Penn State W 70 54
A 2/17 Indiana (22) L 64 80
H 2/20 Ohio State (OT) L 62 65
A 2/25 Penn State L 55 56
H 3/1 Purdue (15) L 62 81
A 3/6 at Northwestern L 54 65

Big Ten Tournament!

N 3/9 Rutgers ! W 89 72
N 3/10 Wisconsin ! W 70 58
N 3/11 Maryland (18) ! L 86 97

^-Lincoln, Neb.; #-Brooklyn, N.Y.; !-Indianapolis, Ind.

Season Notes: Shavon Shields earned first-team Academic All-America honors for the second straight season and became the first Husker basketball player to earn UNL Male Student-Athlete of the Year...Shields was a second-team All-Big Ten pick by the coaches and a third-team honoree by the media, while Andrew White III garnered honorable-mention All-Big Ten honors...Nebraska ranked 11th nationally after averaging 15,430 fans per game... Nine of the Huskers' 18 losses were against ranked teams.

2016-17

Overall Record: 12-19
Conference: 6-12 in Big Ten (12th)
Home: 8-8 (3-6) Away: 4-11 (3-6)
Coach: Tim Miles
H 11/13 Sacramento State W 83 61
H 11/15 Mary W 70 38
H 11/19 Louisiana Tech W 65 54
at Wooden Legacy ^\$
N 11/24 Dayton ^ W 80 78
N 11/25 UCLA (14) ^ L 71 82
N 11/27 Virginia Tech \$ L 53 66
ACC/Big Ten Challenge
A 11/30 Clemson L 58 60
H 12/3 South Dakota W 73 61
H 12/7 Creighton (10) L 62 77

A 12/10	Kansas (3)	L 72 89
H 12/18	Gardner-Webb.....	L 62 70
H 12/20	Southern.....	W 81 76
A 12/28	Indiana (16)	W 87 83
A 1/1	Maryland	W 67 65
H 1/5	Iowa (20T).....	W 93 90
H 1/8	Northwestern	L 66 74
A 1/14	Michigan.....	L 85 91
H 1/18	Ohio State.....	L 66 67
A 1/21	Rutgers	L 64 65
A 1/26	Northwestern	L 61 73
H 1/29	Purdue (20).....	W 83 80
H 2/2	Michigan State.....	L 61 72
A 2/5	Iowa.....	L 70 81
H 2/9	Wisconsin (7, OT)	L 69 70
H 2/14	Penn State	W 82 66
A 2/18	Ohio State.....	W 58 57
A 2/23	Michigan State.....	L 72 88
H 2/26	Illinois.....	L 57 73
A 3/2	Minnesota	L 73 88
H 3/5	Michigan.....	L 57 93

Big Ten Tournament!
A 3/8 Penn State I (OT) L 67 76
^-Fullerton, Calif; \$-Anaheim, Calif; !-Washington, D.C.

Season Notes: Nebraska played consecutive top-10 teams in non-conference play for the first time in school history...15 of NU's 19 losses were to teams that made the NCAA or NIT Tournament...Nebraska won Big Ten games at Maryland and at Ohio State for the first time in program history...Tai Webster earned second-team honors by the Big Ten media and third-team honors by the Big Ten Media...Nebraska ranked 11th nationally in attendance after averaging 15,427 fans per game.

2017-18

Overall Record: 22-11
Conference: 13-5 in Big Ten (4th)
Home: 16-1 (9-0) Away: 6-10 (4-5)
Coach: Tim Miles
H 11/11 Eastern Illinois W 72 68
H 11/13 North Texas..... W 86 67
Gavitt Tipoff Games/Advocate Invitational #
A 11/16 at St. John's # L 56 79
H 11/19 North Dakota W 92 70
Advocate Invitational ^
N 11/23 vs. UCF ^ L 59 68
N 11/24 vs. Marist ^ W 84 59
N 11/26 vs. Long Beach State ^ W 85 80
Big Ten/ACC Challenge
H 11/29 Boston College W 71 62
A 12/3 Michigan State (3) L 57 86
H 12/5 Minnesota (14) W 78 68
H 12/9 Creighton..... L 65 75
H 12/16 Kansas (13)..... L 72 73
H 12/20 UTSA W 104 94
H 12/22 Delaware State W 85 68
H 12/29 Stetson W 71 62
A 1/2 Northwestern W 70 55
A 1/6 Purdue (13)..... L 62 74
H 1/9 Wisconsin..... W 63 59
A 1/12 Penn State (OT) L 74 76
H 1/15 Illinois W 64 63
H 1/18 Michigan (23) W 72 52
A 1/22 Ohio State (13) L 59 64
A 1/24 Rutgers W 60 54
H 1/27 Iowa..... W 98 84
A 1/29 Wisconsin W 74 63
A 2/6 Minnesota W 91 85
H 2/10 Rutgers W 67 55
H 2/13 Maryland W 70 66
A 2/18 Illinois L 66 72
H 2/20 Indiana W 66 57
H 2/25 Penn State W 76 64

at Big Ten Tournament!
N 3/2 Michigan (15) ! L 58 77

NIT Tournament
A 3/14 Mississippi State L 59 66
#-Queens, N.Y.; ^-Orlando, Fla.; !-New York City

Season Notes: Nebraska made its first postseason tournament appearance in four seasons...Nebraska's 22 wins ranked second in school history and was the



The 2013-14 Huskers went 19-13 en route to the school's first NCAA Tournament berth since 1998.

most since 1990-91 and the Huskers set a school record with 13 Big Ten wins...NU went unbeaten in conference home games for the first time since 1955-56...James Palmer Jr. earned first-team All-Big Ten honors from the coaches and second-team accolades from the media... Isaac Copeland was an honorable-mention All-Big Ten pick by the coaches and media...Nebraska ranked 11th nationally in attendance at 15,492 fans per game.

2018-19

Overall Record: 19-17
Conference: 6-14 in Big Ten (13th)
Home: 13-5 (5-5) Away: 6-12 (1-9)
Coach: Tim Miles
H 11/6 Mississippi Valley State... W 106 37
H 11/11 Southeastern W 87 35
Gavitt Tipoff Games
H 11/14 Seton Hall W 80 57
Hall of Fame Classic Powered by ShotTracker^
N 11/19 Missouri State ^ W 85 62
N 11/20 Texas Tech ^ L 52 70
H 11/24 Western Illinois W 73 49
ACC/Big Ten Challenge
A 11/26 Clemson..... W 68 66
H 12/2 Illinois W 75 60
A 12/5 24/Minnesota..... L 78 85
H 12/8 24/Creighton W 94 75
N 12/16 Oklahoma State \$ W 79 56
H 12/22 25/Cal State Fullerton ... W 86 62
H 12/29 SW Minnesota State W 79 38
A 1/2 24/Maryland L 72 74
A 1/6 24/Iowa (25) L 84 93
H 1/10 Penn State W 70 64
A 1/14 Indiana (25) W 66 51
H 1/17 Michigan State (6) L 64 70
A 1/21 Rutgers L 69 76
H 1/26 Ohio State..... L 60 70
H 1/29 Wisconsin (24) L 51 62
A 2/2 Illinois L 64 71
H 2/6 Maryland (24) L 45 60
A 2/9 Purdue (15)..... L 62 81
H 2/13 Minnesota W 62 61
H 2/16 Northwestern W 59 50
A 2/19 Penn State L 71 95
H 2/23 Purdue (15)..... L 72 75
A 2/28 Michigan (9) L 53 82
A 3/5 Michigan State (9) L 76 91
H 3/10 Iowa (OT)..... W 93 91

at Big Ten Tournament!
N 3/13 Rutgers ! W 68 61
N 3/14 Maryland ! (21) W 69 61
N 3/15 Wisconsin ! (19) L 62 66
NIT Tournament
H 3/20 Butler..... W 80 76
A 3/24 TCU L 72 88
^-Kansas City, Mo.; \$-Sioux Falls, S.D.; !-Chicago, Ill.

Season Notes: Nebraska made its first appearance in the AP Top 25 since 2014 when it appeared in the Dec. 3 poll after a 7-1 start...NU's win over Seton Hall was its first-ever Gavitt Tipoff Games win...Nebraska faced a school-record 11 ranked opponents in 2018-19...The Huskers stretched their home win streak to 20 games to tie a school mark before losing to No. 6 Michigan State on Jan. 17...James Palmer Jr. earned third-team All-Big Ten

honors by both the coaches and the media...The Huskers' 80-76 win over Butler was NU's first postseason win since 2008...Nebraska was 10th nationally in attendance at 15,341 fans per game...The 2018-19 season was the final one for Tim Miles, who led NU to three postseason appearances, including the 2014 NCAA Tournament.

2019-20

Overall Record: 7-25
Conference: 2-18 in Big Ten (14th)
Home: 5-11 (2-8) Away: 2-14 (0-10)
Coach: Fred Hoiberg
H 11/5 UC Riverside L 47 66
H 11/9 Southern Utah (20T) L 78 79
H 11/15 South Dakota State..... W 90 73
H 11/22 Southern (OT)..... W 93 86
Cayman Islands Classic^
N 11/25 Washington State W 82 71
N 11/26 George Mason L 66 85
N 11/27 South Florida W 74 67
ACC/Big Ten Challenge
A 12/4 at Georgia Tech..... L 56 73
A 12/7 at Creighton..... L 74 95
A 12/13 at Indiana (OT)..... L 90 96
H 12/15 Purdue W 70 56
H 12/21 North Dakota..... L 74 75
H 12/29 TAMU-Corpus Christi W 73 52
H 1/3 Rutgers L 62 79
H 1/7 Iowa..... W 76 70
A 1/11 Northwestern..... L 57 62
A 1/14 Ohio State (21) L 68 80
H 1/18 Indiana L 74 82
A 1/21 Wisconsin L 68 82
A 1/25 Rutgers (24) L 72 75
H 1/28 Michigan L 68 79
H 2/1 Penn State (24) L 64 76
A 2/8 Iowa (17) L 72 96
A 2/11 Maryland (9)..... L 70 72
H 2/15 Wisconsin L 64 81
H 2/20 Michigan State..... L 65 86
A 2/24 Illinois L 59 71
H 2/27 Ohio State (23) L 54 75
H 3/1 Northwestern (OT) L 76 81
A 3/5 Michigan (19) L 58 82
A 3/8 Minnesota L 75 107
Big Ten Tournament!
N 3/11 vs. Indiana L 64 89
^-George Town, Grand Cayman, !-Indianapolis, Ind.

Season Notes: Fred Hoiberg became the 28th head coach in program history on March 30, 2019...Cam Mack became the first Husker men's basketball player to record a triple double with 11 points, 10 rebounds and 12 assists in a win over Purdue...Mack was named honorable-mention All-Big Ten by the media...Nebraska's four overtime games tied a single-season school record...Yvan Ouedraogo set a freshman single-game rebounding record with 19 caroms against Northwestern and grabbed a school freshman record 203 caroms on the year... Nebraska ranked 11th nationally in attendance after averaging 15,605 fans per game.

N 2024-25 NEBRASKA BASKETBALL

ALL-TIME RESULTS

2020-21

Overall Record: 7-20
 Conference: 3-16 in Big Ten (14th)
 Home: 6-9 (2-7) Away: 1-11 (1-9)
 Coach: Fred Hoiberg

H	11/25	McNeese State	W	102	55
Golden Window Classic #					
H	11/26	Nevada #	L	66	69
H	11/28	North Dakota State #	W	79	57
H	12/1	South Dakota	W	76	69
Big Ten/ACC Challenge					
H	12/9	Georgia Tech	L	64	75
A	12/11	at Creighton (8)	L	74	98
H	12/17	Doane	W	110	64
A	12/22	at Wisconsin (9)	L	53	67
H	12/25	Michigan (19)	L	69	80
A	12/30	at Ohio State (25)	L	54	90
H	1/2	Michigan State (17)	L	77	84
A	1/5	at Purdue	canceled		
H	1/10	Indiana	L	76	84
A	2/6	at Michigan State	L	56	66
A	2/8	at Minnesota	L	61	79
H	2/10	Wisconsin (21)	L	48	61
H	2/12	Illinois (6) (OT)	L	72	77
A	2/14	at Penn State	W	62	61
A	2/16	at Maryland	L	50	64
A	2/17	at Maryland	L	71	79
H	2/20	Purdue	L	58	75
H	2/23	Penn State	L	83	86
A	2/25	at Illinois (5)	L	70	86
H	2/27	Minnesota	W	78	74
H	3/1	Rutgers	W	72	51
A	3/4	at Iowa (5)	L	64	102
A	3/7	at Northwestern	L	78	79
at Big Ten Tournament!					
N	3/10	vs. Penn State!	L	66	72
#-Lincoln, Neb.; !-Indianapolis, Ind.					

Season Notes: The regular season was played without fans because of the COVID-19 pandemic...Dalano Banton recorded a triple-double (13 points, 11 rebounds, 10 assists) against Doane...NU's game at Purdue was canceled because of COVID-19, while the Huskers did not play between Jan. 10 and Feb. 6 because of a COVID-19 pause...Nebraska closed the regular season with 14 games in 30 days...The Huskers' 62-61 win at Penn State broke a 25-game Big Ten losing streak and a 24-game road losing streak...Nebraska's consecutive games at Maryland marked the first time NU had played a conference opponent on back to back days since 1921 (Iowa State)...Teddy Allen set a Pinnacle Bank Arena record with 41 points against Penn State on Feb. 23 and earned honorable-mention All-Big Ten honors from the media.

2021-22

Overall Record: 10-22
 Conference: 4-16 in Big Ten (t13th)
 Home: 7-12 (1-9) Away: 3-10 (3-7)
 Coach: Fred Hoiberg

H	11/9	Western Illinois	L	74	75
H	11/12	Sam Houston	W	74	65
H	11/16	Creighton	L	69	77
H	11/19	Idaho State	W	78	60
H	11/21	Southern	W	82	59
H	11/23	Tennessee State	W	79	73
H	11/27	South Dakota	W	83	70
A	12/1	NC State (40T)	L	100	104
A	12/4	Indiana	L	55	68
H	12/7	Michigan	L	67	102
Holiday Hoopsiving #					
N	12/11	Auburn (18) #	L	68	99
H	12/19	Kansas State	L	58	67
H	12/22	Kennesaw State	W	88	74
H	1/2	Ohio State (13) (OT)	L	79	87
A	1/5	Michigan State (10)	L	67	79
A	1/8	Rutgers	L	65	93
H	1/11	Illinois (25)	L	71	81
A	1/14	Purdue (7)	L	65	92
H	1/17	Indiana	L	71	78
H	1/27	Wisconsin (11)	L	65	73
H	1/29	Rutgers	L	61	63
A	2/1	Michigan	L	79	85
H	2/5	Northwestern	L	63	87

H	2/9	Minnesota	W	78	65
A	2/13	Iowa	L	75	98
H	2/18	Maryland	L	74	90
A	2/22	Northwestern	L	65	77
H	2/25	Iowa (25)	L	78	88
A	2/27	Penn State	W	93	70
A	3/1	Ohio State (23)	W	78	70
A	3/6	Wisconsin (10)	W	74	73
Big Ten Tournament!					
N	3/9	Northwestern	L	69	71
#-Atlanta, Ga.; !-Indianapolis, Ind.					

Season Notes: Nebraska posted consecutive road wins at No. 23 Ohio State and No. 10 Wisconsin, marking the first time that the Huskers won consecutive road games against ranked opponents...NU's win at No. 10 Wisconsin marked only the fourth top-10 win away from home in school history...Bryce McGowens was an eight-time Big Ten Freshman of the week, the most honors since Ohio State's Jared Sullinger in 2010-11...Bryce McGowens set a school freshman record by averaging 16.8 points per game on his way to third-team All-Big Ten honors...Alonzo Verge Jr. led the Big Ten in assists with 5.45 assists per game...Nebraska ranked 10th nationally in average attendance (15,283).

2022-23

Overall Record: 16-16
 Conference: 9-11 in Big Ten (t11th)
 Home: 11-4 (6-4) Away: 5-12 (3-7)
 Coach: Fred Hoiberg

H	11/7	Maine	W	79	66
H	11/10	Omaha	W	75	61
Gavitt Tipoff Games *					
A	11/17	St. John's *	L	50	70
H	11/20	Arkansas-Pine Bluff	W	82	58
ESPNU Invitational &					
N	11/24	Oklahoma	L	56	69
N	11/25	Memphis	L	61	73
N	11/27	Florida State	W	75	58
ACC/Big Ten Challenge					
H	11/30	Boston College	W	88	67
A	12/4	Creighton (7)	W	63	53
A	12/7	Indiana (14)	L	65	81
H	12/10	Purdue (4) (OT)	L	62	65
Wildcat Classic #					
A	12/17	Kansas State	L	56	71
Battle in the Vault ^					
H	12/20	Queens University ^	W	75	65
H	12/29	Iowa	W	66	50
A	1/3	Michigan State	L	56	74
A	1/7	Minnesota (OT)	W	81	79
H	1/10	Illinois	L	50	76
A	1/13	Purdue (3)	L	55	73
H	1/18	Ohio State	W	63	60
A	1/21	Penn State	L	65	76
H	1/25	Northwestern	L	63	82
A	1/28	Maryland	L	63	82
A	1/31	Illinois	L	56	72
H	2/5	Penn State	W	72	63
A	2/8	Michigan	L	72	93
H	2/11	Wisconsin (OT)	W	73	63
A	2/14	Rutgers	W	82	72
H	2/19	Maryland (OT)	W	70	66
H	2/25	Minnesota	W	78	67
H	2/28	Michigan State	L	67	80
A	3/5	Iowa	W	81	78

Big Ten Tournament!
 N 3/8 Minnesota L 75 78
 #-Kansas City, Mo.; !-Chicago, Ill.; & - Orlando, Fla.
 ^-Lincoln, Neb. *-Queens, N.Y.

Season Notes: Nebraska finished with a .500 record for the first time since 2018-19, while the Huskers' nine Big Ten wins were the most since 2017-18...Derrick Walker was named second-team All-Big Ten by the coaches, while Keisei Tominaga was an honorable-mention All-Big Ten selection...Walker was selected to play in the NABC all-star game at the Final Four...Nebraska tied a school record with four overtime games, going 3-1 in those contests...Nebraska's win at No. 7 Creighton was NU's first regular-season road win over the Bluejays since 1995 and third straight road win over a ranked opponent dating back to 2021-22



The 2023-24 Huskers won 23 games and finished third in the Big Ten before making the NCAA Tournament for the first time since 2014.

2023-24

Overall Record: 23-11
 Conference: 12-8 in Big Ten (t3rd)
 Home: xx-x (10-0) Away: X-x (x-x)
 Coach: Fred Hoiberg

H	11/6	Lindenwood	W	84	52
H	11/9	Florida A&M	W	81	54
Cornhusker Classic &					
H	11/13	Rider &	W	64	50
H	11/15	Stony Brook &	W	84	63
A	11/18	Oregon State #	W	84	63
H	11/22	Duquesne &	W	89	79
H	11/26	Cal State Fullerton	W	85	72
H	12/3	Creighton (15)	L	60	89
A	12/6	at Minnesota	L	65	76
H	12/10	Michigan State	W	77	70
A	12/17	at Kansas State	W	62	46
H	12/20	North Dakota	W	83	75
H	12/29	South Carolina State	W	91	62
H	1/3	Indiana	W	86	70
A	1/6	Wisconsin (21)	L	72	88
H	1/9	Purdue (1)	W	88	72
A	1/12	Iowa	L	76	94
A	1/17	Rutgers (OT)	L	82	87
H	1/20	Northwestern	W	75	69
H	1/23	Ohio State	W	83	69
A	1/27	at Maryland	L	51	73
H	2/1	Wisconsin (6, OT)	W	80	72
A	2/4	Illinois (14, OT)	L	84	87
A	2/7	Northwestern	L	68	80
H	2/10	Michigan	W	79	59
H	2/17	Penn State	W	68	49
A	2/21	at Indiana	W	85	70
H	2/25	Minnesota	W	73	55
A	2/29	at Ohio State	L	69	78
H	3/3	Rutgers	W	67	56
A	3/10	at Michigan	W	85	70
Big Ten Tournament !					
A	3/15	Indiana !	W	93	66
A	3/16	No. 13 Illinois (13) !	L	87	98
NCAA Tournament ^					
A	3/22	Texas A&M ^	L	83	98
&- Lincoln, Neb.; #-Sioux Falls, S.D.; !-Minneapolis, Minn. ^- Memphis, Tenn.					

Season Notes: Nebraska finished with 23 wins, the second-highest total in school history en route to the program's eight NCAA Tournament appearance.... Nebraska went 12-8 in Big Ten play to tie for third, marking NU's best conference finish in the Big Ten era and best since a runner-up finish in the Big Eight in 1992-93...Keisei Tominaga was a second-team All-Big Ten by the coaches and a third-team pick by the media, while Rienk Mast was a third-team pick by the coaches and honorable-mention from the media...it marked the first time since 1998-99 that NU had multiple players from the first two teams...Fred Hoiberg shared Big Ten Coach-of-the-Year accolades from both the coaches and media (with Purdue's Matt Painter)...Hoiberg was also the Jim Phalen National Coach of the Year...Nebraska's win over No. 1 Purdue on Jan. 9 marked the fourth win over a No. 1 team in school history and first since 1982...Tominaga was selected to play in the NABC All-Star game, and the College Slam 3-point contest, which he won..



Josiah Allick celebrates with the crowd following Nebraska's 88-72 win over No. 1 Purdue on Jan. 9, 2024. It marked the program's first home win over a No. 1 team since 1964.

MEDIA INFORMATION



N 2024-25 NEBRASKA BASKETBALL MEDIA INFORMATION AND POLICIES

The 2024-25 Nebraska media guide is designed to assist the media in its coverage of the Nebraska Cornhusker men's basketball program. Additional information, including releases, photographs and video may be obtained by contacting the Communications Office at (402) 472-2263, or in many cases can be found on Huskers.com. Below are guidelines for covering Nebraska in-season. Additions or changes to these policies can be found at Huskers.com/media.

MEDIA CREDENTIALS

All requests for press, broadcast, photo and parking credentials for Nebraska basketball home games should be directed to Vicki Capazo (vcapazo@huskers.com), One Memorial Stadium, P.O. Box 880123, 800 Stadium Drive, Lincoln, NE, 68588-0123. Credential requests can also be sent via e-mail to Sr. Associate Communications Director Shamus McKnight (smcknight@huskers.com) at least one week before the game.

As a general rule, working space is allocated on the following basis:

- 1) Writers covering for same or next day publication;
- 2) Radio personnel for broadcast originations;
- 3) Press and TV working photographers
- 4) Sports editors/reporters of Nebraska daily newspapers;
- 5) Official school student daily newspaper, one seat only;
- 6) Approved special coverage as space allows;

Visiting freelance and amateur photographers are not eligible for media credentials, except by approval of the Nebraska Communications Office. Generally, weekly newspaper representatives, Internet news services and non-originating radio representatives cannot be accommodated because of space limitations.

MEDIA WILL CALL/MEDIA PARKING

Single-game media credentials may be picked up at the media will-call window, located at the upper level at Pinnacle Bank Arena (North side of arena). The window opens 90 minutes before tipoff and photo identification is required for pickup. For the 2024-25 season, media parking is located in the festival lot behind Pinnacle Bank Arena. Directions to the media lot are listed on page 206 of this publication.

COACH HOIBERG INTERVIEW TIME

Coach Hoiberg will hold press availability with the local media prior to each game, either at the Hendricks Training Complex or at Pinnacle Bank Arena. Typically one or two players will be available at that time, depending on class schedules. All interviews with Coach Hoiberg must be scheduled through the Communications Office.

COMMUNICATIONS STAFF



KEITH MANN
Associate A.D./
Communications



SHAMUS MCKNIGHT
Sr. Associate
Communications
Director/
Men's Basketball



JEFF GRIESCH
Sr. Associate
Communications
Director/Operations



MATT SMITH
Associate
Director/Strategic
Research



NATE POHLEN
Assistant
Communications
Director



JARED MEISTER
Assistant
Communications
Director



MEGHAN STRAUB
Assistant
Communications
Director



SCOTT BRUHN
Director of
Photography



VICKI CAPAZO
Administrative
Support Associate



PAIGE TRUNTA
Communications
Intern

COMMUNICATIONS CONTACT INFORMATION

800 Stadium Drive
Lincoln NE 68588-0123
Phone: (402) 472-2263
sportsinfo@huskers.com
Huskers.com/media

POSTGAME INTERVIEWS

Nebraska's locker room is closed to the media at home and on the road. For home games, Nebraska's postgame news conference will be held following a brief cooling off period in the interview room (C-145) off the northeast corner of the court. The opposing team is housed in the visitor's locker room, located off the northwest corner of the playing floor and will be available following the cooling off period. Make requests for opposing players and coaches through the visiting SID. To access the media work room and postgame interview room, take the elevator from the main concourse behind Section 103.

On the road, Coach Hoiberg and select players will be available after the cooling off period. Check with Sr. Associate Communications Director Shamus McKnight regarding where player interviews will take place.

PLAYER INTERVIEWS

All media requests for interviews with Nebraska basketball players should be directed to Sr. Associate Communications Director Shamus McKnight [office phone: (402) 472-7772, cell phone: (402) 540-0268] at least one day in advance. The best time for in-season interviews is after practices, depending on class schedules. Players are not available on game days or off days.

PRESS SEATING

Press row for writers and non-originating radio networks is located in Section 121 (northwest corner), just below the main concourse. The visiting radio network is located across from the scorer's table, along with the Huskers Radio Network spot and live television tables. Television crews broadcasting live may shoot from either floor level (northeast or southwest baselines) or the camera deck, but they may not occupy space in the upper-level video area.

MEDIA WORK ROOM

A media work room (C-151) is available on the east side of Pinnacle Bank Arena, a short walk from the Interview room. Media can use the room prior to, during and after the game to write and send stories. Wireless Internet is available in the room, while media entities needing ethernet lines to transmit photography and video should contact Alex Malone, Technology Services Supervisor, by phone at (402) 904-5660 at least three days in advance.

PHOTOGRAPHY/VIDEO BOXES

Photography and video boxes are located along both baselines in front of the court side seating area. Spots will be assigned on a game-by-game basis, and those boxes are the only place photographers can shoot from on the court. Once the team enters the court for pregame warmups, photographers and videographers are prohibited from being on the court.

WIRELESS INTERNET

Pinnacle Bank Arena has a secured media wireless network for working media. Instructions will be available on how to access the network in the media work room and on press row. A member of NU's computing services staff will be on hand to assist media needing access. There are also high-speed connections in the media work room and on press row that media can plug into.

MEDIA SERVICES

Notes, flipcards and media guides will be provided before each game. Final statistics, play-by-play sheets and quotes from each locker room will be distributed via email following the game and will be available on Huskers.com. A light pregame meal will be served in the media work room (C-151) approximately 60 minutes before tipoff.

COMMUNICATIONS OFFICE

The University of Nebraska Communications Office is located on the third floor of the Osborne Athletic Complex, which is at the north end of Memorial Stadium. The building address is 800 Stadium Drive, Lincoln, NE 68588-0123, and is located less than one mile away from Pinnacle Bank Arena.

RADIO/TELEVISION BROADCAST SPACE

Requests for live radio and television broadcast space should be made to Sr. Associate Communications Director Shamus McKnight at smcknight@huskers.com. If statisticians are needed, contact Shamus McKnight at least one week in advance.

RADIO BROADCAST RIGHTS

The University of Nebraska-Lincoln owns exclusive radio broadcast rights to all of the University's men's basketball games. Other than the Huskers Radio Network and the University of Nebraska student radio station (KRNU), the only radio stations or networks allowed to broadcast Nebraska games from Pinnacle Bank Arena are those that have rights to broadcast games played by the opposing team.

All radio stations and networks broadcasting from the Pinnacle Bank Arena must receive prior permission from the University. Any representative of a radio station or network that has not purchased such rights shall not air live game action or description of any game while it is in progress, nor shall such representatives air tape-recorded or live commentary of Nebraska coaches or players from the premises for one hour before or 30 minutes after a game.

Only stations that have purchased broadcast rights may install telephone lines on press row, or use telephone lines on press row for reporting on games. By accepting media credentials, representatives of stations and networks that have not purchased broadcast rights signify their agreement to all stipulations.

BROADCAST TELEPHONE LINES

The Huskers Radio Network installs telephone lines for visiting official broadcasts. Those interested in using the lines should contact Russ Brown of the Huskers Radio Network at (478) 457-4076. Official visiting radio stations are welcome to have their own telephone lines installed at the visiting radio position and may do so by contacting Joe Mack, Technology Manager at Pinnacle Bank Arena, by phone at (402) 904-5660 or jmack@smglincoln.com.

PROFESSIONAL SCOUTING PASSES

Per Big Ten Conference rules, the University of Nebraska provides press box access to scouts of professional basketball teams based on availability. If no space is available in the press box, scouts may arrange through the Communications Office (402) 472-2263 to purchase tickets for Nebraska home games.

FACILITY USE RESTRICTIONS

The University of Nebraska-Lincoln has an interest in protecting its facilities, property and reputation associated with its intercollegiate sports. Therefore, no person shall be permitted to access or use the arenas, facilities and other University of Nebraska intercollegiate athletic venues without first securing the permission of the Athletic Director or his/her designee. In no case shall any person be permitted to use these venues for the purposes of promoting the sale or manufacture of alcohol or tobacco or the promotion of any venture associated directly or indirectly with legal or illegal gaming or gambling.

BIG TEN CREDENTIAL POLICY AND RESTRICTIONS

This working credential is subject in all respects to the Media Credential Criteria and Policies set forth by The Big Ten Conference, Inc. as in effect from time to time. This working credential is issued for the sole purpose of providing facility access to an accredited agency's employee who has a legitimate working function (media or game service) in conjunction with this event. Any alteration, assignment, duplication, modification, sale, or transfer of this credential is expressly prohibited. Violation of the foregoing or any other unauthorized use of this credential subjects the bearer to ejection from the facility and prosecution for criminal trespass, in addition to all other rights or remedies available to the Big Ten Conference, Inc. By using this working credential, the bearer and accredited organization voluntarily assume any and all risks, hazards, and dangers in connection with or incidental or ancillary to this event, including, without limitation, the risk of personal injury, death, exposure to communicable disease, virus, bacteria, or illness, and lost, stolen, or damaged property, and release, waive, and agree to jointly and severally indemnify The Big Ten Conference, Inc. from and against any claim, damage, expense, liability, or loss arising out of or otherwise related to the same. Any secondary use of any picture, photograph, audio description, video, film/ tape, drawing or other description of a game taken or made by the accredited organization or individual to whom this credential has been issued (including, but not limited to use in delayed editorial or non-editorial advertising, sales promotion or merchandising) is prohibited without The Big Ten Conference, Inc.'s prior explicit written approval. Nothing in these terms and conditions allows, authorizes, or grants the bearer of these credentials any right in or to the trademarks, copyright or any other proprietary rights of The Big Ten Conference, Inc. and its member institutions, each of which are expressly reserved. A maximum of two minutes (2:00) of game video footage (without audio) may be utilized during the seven (7) days following the conclusion of the game solely within regularly scheduled bona fide news programming distributed via television, and may not be distributed via the internet, wireless or other forms of media.

COMPLIANCE GUIDELINES

COMMITMENT TO COMPLIANCE

On behalf of the University of Nebraska student-athletes, coaches, and Athletic Department staff, I would like to express my appreciation for your continued support of our entire athletic program. The University of Nebraska is known for its loyal, passionate, and knowledgeable fans. It is this type of fervent support that not only assists Nebraska student-athletes in reaching their full potential on and off the playing field, but also draws the next generation of student-athletes to our campus. However, as a University of Nebraska donor, alumni, or fan, please remember that you are also required to know and follow NCAA regulations.

Our coaches, student-athletes, and Athletic Department staff members are knowledgeable about NCAA regulations because they receive ongoing education. But, to truly attain the excellence the University of Nebraska strives for, we also need our supporters to be educated about these same regulations. In turn, you will be assisting us with protecting the eligibility and well-being of our current and future student-athletes.

Please review the information listed below, which includes some of the most important and frequently asked questions about NCAA regulations and the link to new information about policies pertaining to the NCAA's new Name, Image, and Likeness (NIL) rules. Since this document cannot address everything you may need to know, I encourage you to contact our office with questions that may arise. Our staff can be reached at (402) 472-2042 or compliance@huskers.com.

Thank you and Go Big Red!
 Patty Peterson, Senior Associate Athletic Director - Compliance

NCAA PRINCIPLES INSTITUTIONAL CONTROL

It is the responsibility of the University of Nebraska to control its intercollegiate athletic program in compliance with the rules and regulations of the NCAA and the Big Ten Conference.

RESPONSIBILITY

The University of Nebraska's responsibility for the conduct of its program includes responsibility for the actions of its staff members and for the actions of any other individual or organization engaged in activities promoting the athletic interests of the institution. This includes donors, alumni, and fans.

COMPLIANCE

The University of Nebraska must monitor its program to assure compliance and to identify and report to the NCAA instances in which compliance has not been achieved. An institution found to have violated NCAA rules is subject to disciplinary and corrective actions as determined by the NCAA.

FREQUENTLY ASKED QUESTIONS FROM BOOSTERS AM I A BOOSTER?

Anyone who engages in the following is a booster for the University of Nebraska:

- a) Belongs to a University of Nebraska Athletic booster club;
- b) Makes financial contributions to a NIL Collective that represents and employs Husker student-athletes;
- c) Makes financial contributions to the Athletic Department or a specific Husker team;
- d) Assists in the recruitment of prospective student-athletes;
- e) Employs, gives benefits to, or provides services to a student-athlete, a prospective student-athlete or the relatives/friends of either; or
- f) Promotes the University of Nebraska athletic programs.

WHERE CAN I GET MORE INFORMATION ABOUT THE NAME, IMAGE, LIKENESS (NIL) POLICIES AT THE UNIVERSITY?

If you have specific questions on NIL, please reach out to Jonathan Bateman, Assistant A.D. - NIL Strategy and Governance at jbateman@huskers.com.

WHAT IS AN "EXTRA BENEFIT"?

An "extra benefit" is any benefit provided to a student-athlete or a student-athlete's relatives or friends that is not authorized by NCAA legislation or available to the general student body. The following list is not exhaustive, but includes examples of "extra benefits" that jeopardize a student-athlete's eligibility:

- a) Free or discounted: food, merchandise, housing, tickets, repairs, haircuts, tattoos, golf/gym memberships, jewelry, etc;
- b) Use of a car, boat, or ATV; and
- c) Gifts, loans, money, or gift cards.

CAN I CONTACT PROSPECTIVE STUDENT-ATHLETES (RECRUITS) FOR THE HUSKERS?

No. It is not permissible for boosters to contact recruits. This restriction applies to, but is not limited to, the following forms of contact:

- a) Face-to-Face Meetings;
- b) Phone Calls, Zoom, or any other type of videoconferencing;
- c) Emails/Text Messages/DMs; and
- d) Facebook, Twitter, and all other forms of social media communication.

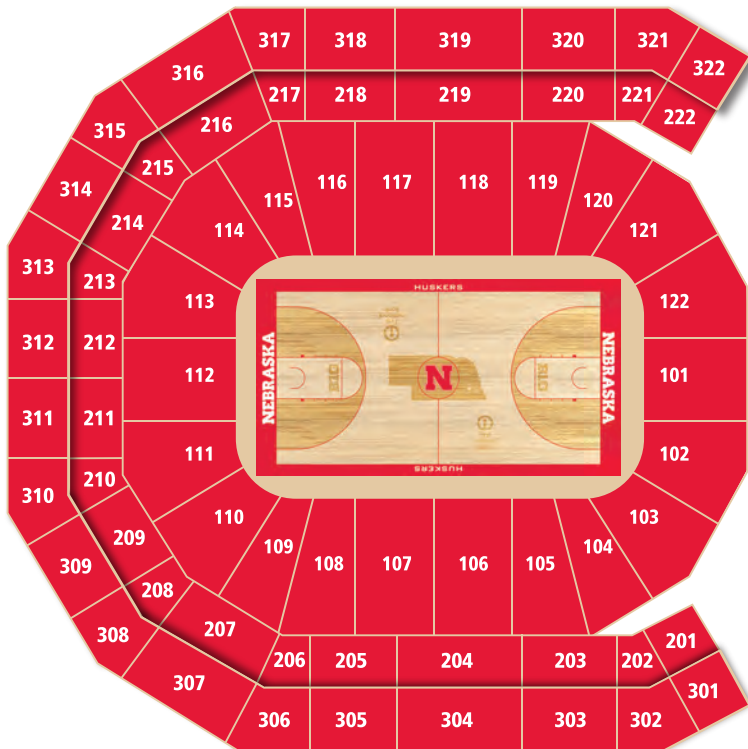
Although we recognize that some donors, alumni, and fans may have preexisting relationships with student-athletes through family and friends, please contact our staff prior to providing any benefit to a current student-athlete. It is important that the nature of the relationship and proposed benefit is disclosed in advance to ensure the student-athlete's eligibility is not jeopardized. In addition to answering questions directly, our staff can work with the NCAA and Big Ten Conference to confirm whether a benefit is permissible. Please contact our office at (402) 472-2042 or compliance@huskers.com with any questions.

N 2024-25 NEBRASKA BASKETBALL PINNACLE BANK ARENA AND PARKING MAP

PINNACLE BANK ARENA PARKING MAP



PINNACLE BANK ARENA SEATING CHART



DIRECTIONS TO PBA FROM LINCOLN MUNICIPAL AIRPORT

Turn right on Northwest 12th Street as you drive out of the airport. Northwest 12th Street becomes Cornhusker Highway, which intersects with I-180. Turn south (right) onto I-180 until it becomes 9th Street. Turn right onto R Street. Pinnacle Bank Arena is north of R Street at the intersection of R Street and Canopy Street.

DIRECTIONS TO PBA FROM OMAHA'S EPPLEY AIRPORT

Follow the signs to downtown Omaha and I-480. Take I-480 West to I-80, then take I-80 West approximately 60 miles to I-180. Turn south (right) onto I-180 until it becomes 9th Street. Turn right onto R Street. Pinnacle Bank Arena is north of R Street at the intersection of R Street and Canopy Street.

MEDIA PARKING

For the 2024-25 season, media parking will be located in the Festival Lot behind PBA. If you are using GPS, type in the following address, which is the ballpark on the site. (Haymarket Park; 403 Line Drive Circle, Lincoln, NE 68508). Media may walk to the arena utilizing the connecting Pedestrian Bridge and will land at the northeast corner of the arena and will also connect to the east side of the arena at ground level.

Directions to the Festival Lot From the North

- Take exit 401 for I-180 E toward downtown Lincoln
- Take a right at "O" Street
- Take West "O" Street to Sun Valley Boulevard
- Take a right onto Sun Valley Boulevard and go north to Line Drive
- From Line Drive, turn right and the Festival Space parking lot is located behind the Breslow Ice Center

Directions to the Festival Lot From the South

- From 10th Street (one way heading north into downtown), go left on "O" Street to Sun Valley Boulevard
- Take a right onto Sun Valley Boulevard and go north to Line Drive
- From Line Drive, turn right and the Festival Space parking lot is located behind the Breslow Ice Center

DOWNTOWN LINCOLN PARKING

In addition to the lots around Pinnacle Bank Arena, several parking garages are located downtown and are available for events at Pinnacle Bank Arena. For locations, use the QR code on the right side of this page or contact City of Lincoln Parking Services at (402) 441-PARK or visit ParkAndGo.org.



ARENA PARKING LOCATIONS

- ▶ Pinnacle Bank Arena Garage: Attached to Pinnacle Bank Arena (permit only, 283 stalls)
- ▶ Red 1 Garage: Located one block south of Pinnacle Bank Arena on Pinnacle Arena Drive (permit only, 950 stalls)
- ▶ Green 2 Garage: Located two blocks south of Pinnacle Bank Arena on Pinnacle Arena Drive (permit and public parking, 700 stalls)
- ▶ Blue 3 Garage: Located three blocks south of Pinnacle Bank Arena on Pinnacle Arena Drive (public parking, 950 stalls)
- ▶ Lumberworks Garage: Located four blocks south of Pinnacle Bank Arena at the corner of Canopy Street and O Street (500 stalls)
- ▶ Festival Space Parking: Located north of Pinnacle Bank Arena and connected to the arena via pedestrian bridge (1,300 stalls)
- ▶ SDPG: Located east of Pinnacle Bank Arena on T Street and Stadium Drive (permit & public parking, 600 stalls)
- ▶ Lots 7 and 18: Located northeast of Pinnacle Bank Arena on North 8th Street (permit only, 500 stalls)
- ▶ Lots 19, 20 & 21: Located at Haymarket Park north of Pinnacle Bank Arena and connected to the Haymarket District via walkway (1,650 stalls)

DISABLED PARKING/DROP OFF SITE

A limited number of disabled parking spots are available for a charge on a first-come, first-served basis at Gate 4 behind Pinnacle Bank Arena. Look for directional signage on Pinnacle Arena Drive. Other disabled parking is available in the Festival Parking area near Pinnacle Bank Arena. Vehicles must have a state-issued handicapped hang tag or license plate. For the convenience of fans, a drop-off location is available for fans with disabilities at Gate 4.



Former Husker point guard Jake Muhleisen and Nebraska Basketball Hall of Famer Kent Pavelka call all of the action of Husker basketball on the Huskers Radio Network.

Nebraska’s partnership with Playfly leverages the company’s multimedia rights expertise and taps into its expansive suite of marketing and media solutions to further grow the Huskers brand regionally, nationally and globally. Together, Nebraska and Playfly work to maximize traditional MMR assets, such as in-venue signage and broadcast feature elements, in addition to leveraging Playfly’s full capabilities to enhance Nebraska’s digital footprint and fan experience. General Manager Jason Rathe and his staff oversee all sales and sponsorship fulfillment for the Playfly Huskers Radio Network.

Playfly handles the broadcast efforts for Husker football, volleyball, men’s and women’s Basketball, baseball and softball. In addition, the Huskers Radio Network team produces Sports Nightly and Huskers Radio Network podcasts. Sports Nightly airs Monday-Friday evenings from 6-8 p.m. (central) year-round across the network. During the basketball season, Sports Nightly features the basketball radio show with Coach Hoiberg and Husker assistant coaches.

In the state of Nebraska, KXSP (ESPN 590 AM) serves as the Omaha affiliate. KXSP’s strong signal reaches a good portion of the Midwest day and night, including parts of Iowa, Minnesota, Missouri and Kansas. KLIN (1400 AM) serves as the Lincoln affiliate while KRVN (880 AM) is a powerful central Nebraska affiliate that reaches around the state. In addition, the network has several dozen locally based affiliates across Nebraska. All broadcasts are streamed live for free on Huskers.com and the Huskers app.

Kent Pavelka returns behind the microphone to handle his 38th overall season calling Husker hoops in 2024-25. Pavelka previously called Nebraska basketball for two long stints between 1974 and 1996 before returning to the Husker basketball play-by-play chair prior to the 2006-07 season. A six-time winner of the Nebraska Sportscaster-of-the-Year Award, Pavelka also handled color analyst duties on NU football broadcasts from 1974 to 1983 and was the play-by-play announcer from 1983 to 1996. Pavelka was honored in January 2009 with the Bud Cuca Special Merit Award given by the Nebraska Basketball Hall of Fame for his contributions to the NU men’s basketball program. He was elected to the Nebraska Broadcasters Association Hall of Fame in 2021.

Alongside Pavelka as color analyst will be former Husker point guard Jake Muhleisen, who begins his seventh full season on the broadcast team. Muhleisen, who has served in a part-time role for the network for several seasons before taking the full-time role in 2018-19, was a four-year starter and three-year captain for the Huskers, totaling 901 points and 284 assists during his collegiate career from 2002 to 2005.



2024-25 NETWORK AFFILIATES

Ainsworth	KBRB/KBRB	1400 AM
Alliance	KCOW	1400 AM
Aurora	KRGY	97.3 FM
Beatrice	KWBE	1450 AM
Broken Bow	KBBN	95.3 FM
Chadron	KCSR610 AM
Columbus	KJSK/KKOT	900 AM/93.5 FM
Fairbury	KGMT	1310 AM
Falls City	KTNC	1230 AM/107.1 FM
Fremont	KHUB/KFMT	1340 AM/105.5 FM
Gibbon	KMTY/KSDZ	97.7 FM/95.5 FM
Grand Island	KRGI	1430 AM
Hastings	KHAS/KLIQ	1230 AM/ 94.5 FM
Hastings/Kearney	KICS/KXPN	1450/1460 AM
Hay Springs	KBPY	107.7 FM
Holdrege	KUVR	1380 AM/96.9 FM
Imperial	KADL	102.9 FM
Kearney	KGFV/KGFV	1340 AM/96.1 FM
Lexington	KRVN880 AM
Lexington	KAMI	1580 AM
Lincoln	KLIN/KLIN	1400 AM/99.3 FM
McCook	KSWN/KZMC	93.9 FM/102.1 FM
McCook	KIOD	105.3 FM
Nebraska City	KNCY	1600 AM
Norfolk	KNEN	94.7 FM
North Platte	KODY	1240 AM
Omaha	KXSP590 AM
O’Neill	KBRX	102.9 FM
Scottsbluff	KNEB/KNEB	960 AM/94.1 FM
Sidney	KSID	98.7 FM
Superior	KRFS/KRFS	1600 AM/103.9 FM
Terrytown	KOLT690 AM
Valentine	KVSH/KDJL	940 AM/ 99.5 FM

Also available nationwide on Huskers.com and the Huskers App.

N 2024-25 NEBRASKA BASKETBALL RADIO/TV ROSTER



**0 | CONNOR
ESSEGIAN**
Jr. | G | 6-4 | 190



**1 | SAM
HOIBERG**
Jr. | G | 6-0 | 185




**2 | AHRON
ULIS**
Sr. | G | 6-3 | 190



**3 | BRICE
WILLIAMS**
Sr. | G | 6-7 | 214



**4 | JUWAN
GARY**
Sr. | F | 6-6 | 226



**5 | BRADEN
FRAGER**
Fr. | F | 6-7 | 220



**8 | JEFFREY
GRACE III**
Jr. | G | 6-3 | 200



**9 | BERKE
BÜYÜKTÜNEL**
So. | F | 6-10 | 244




**12 | GAVIN
GRIFFITHS**
So. | G | 6-7 | 193



**20 | JUSTIN
BOLIS**
So. | F | 6-8 | 225



**23 | ANDREW
MORGAN**
Sr. | F | 6-10 | 242



**24 | ROLLIE
WORSTER**
Sr. | G | 6-5 | 210



**25 | NICK
JANOWSKI**
Fr. | G | 6-4 | 208



**31 | CALE
JACOBSEN**
So. | G | 6-4 | 195



**34 | BRAXTON
MEAH**
Sr. | C | 7-1 | 265



**35 | HENRY
BURT**
So. | F | 6-7 | 222



**51 | RIENK
MAST**
Sr. | F | 6-10 | 260



FRED HOIBERG
Head Coach



ADAM HOWARD
Assistant Coach



NATE LOENSER
Assistant Coach



ERNIE ZEIGLER
Assistant Coach



KURT JOSEPH
Director of Men's
Basketball Strength &
Conditioning



LUCA VIRGILIO
Director of Basketball
Strategies & Business
Operations



**EMMANUEL
TOMMY**
Director of Player
Development



MICHAEL BANIA
Video
Coordinator



PADYN BORDERS
Recruiting
Coordinator



SHERYL BURBACH
Assistant Director of
Basketball Operations



ANDREW MCCABE
Athletic Trainer



PAT NORRIS
Equipment Manager



JAKE BLATTNER
Performance
Nutrition Coordinator



MATT THOME
NAPL Director



NIHI IBARRA
Graduate Manager



JUSTIN MOORE
Graduate Manager



JOSIAH ALLICK
Graduate Manager



TRISTON SIMPSON
Graduate Manager

adiclub



JOIN US NOW

Get the best of adidas first with exclusive experiences,
drops and offers.



2024-25
NEBRASKA
 MEN'S BASKETBALL

NOV. 4	TEXAS-RIO GRANDE VALLEY	7:00 PM CT	BIG+
NOV. 9	BETHUNE-COOKMAN	7:00 PM CT	BIG+
NOV. 13	FARLEIGH DICKINSON	7:00 PM CT	BIG+
NOV. 17	VS. ST. MARY'S	12:00 PM CT	BIG NETWORK.
NOV. 22	AT CREIGHTON	7:00 PM CT	FS1
NOV. 27	SOUTH DAKOTA	5:30 PM CT	BIG NETWORK.
DEC. 1	NORTH FLORIDA	3:00 PM CT	BIG NETWORK.
DEC. 7	AT MICHIGAN STATE	11:00 AM CT	BIG NETWORK.
DEC. 13	INDIANA	7:00 PM CT	FOX
DEC. 22	VS. MURRAY STATE	8:00 PM CT	ESPN 2
DEC. 23	VS. TBD	TBD	ESPN 2
DEC. 25	VS. TBD	TBD	TBD
DEC. 30	SOUTHERN	8:00 PM CT	BIG NETWORK.
JAN. 4	UCLA	1:00 PM CT	FOX
JAN. 7	AT IOWA	7:00 PM CT	peacock
JAN. 12	AT PURDUE	11:00 AM CT	BIG NETWORK.
JAN. 16	RUTGERS	8:00 PM CT	FS1
JAN. 19	AT MARYLAND	11:00 AM CT	BIG NETWORK.
JAN. 22	USC	8:00 PM CT	BIG NETWORK.
JAN. 26	AT WISCONSIN	12:00 PM CT	BIG NETWORK.
JAN. 30	ILLINOIS	7:30 PM CT	FS1
FEB. 2	AT OREGON	6:30 PM CT	BIG NETWORK.
FEB. 5	AT WASHINGTON	9:30 PM CT	BIG NETWORK.
FEB. 9	OHIO STATE	1:00 PM CT	BIG NETWORK.
FEB. 13	MARYLAND	7:30 PM CT	BIG NETWORK.
FEB. 16	AT NORTHWESTERN	2:00 PM CT	BIG NETWORK.
FEB. 19	AT PENN STATE	5:30 PM CT	BIG NETWORK.
FEB. 24	MICHIGAN	7:00 PM CT	FS1
MAR. 1	MINNESOTA	1:00 PM CT	BIG NETWORK.
MAR. 4	AT OHIO STATE	8:00 PM CT	peacock
MAR. 9	IOWA	11:30 AM CT	FOX

Pinnacle Bank Arena