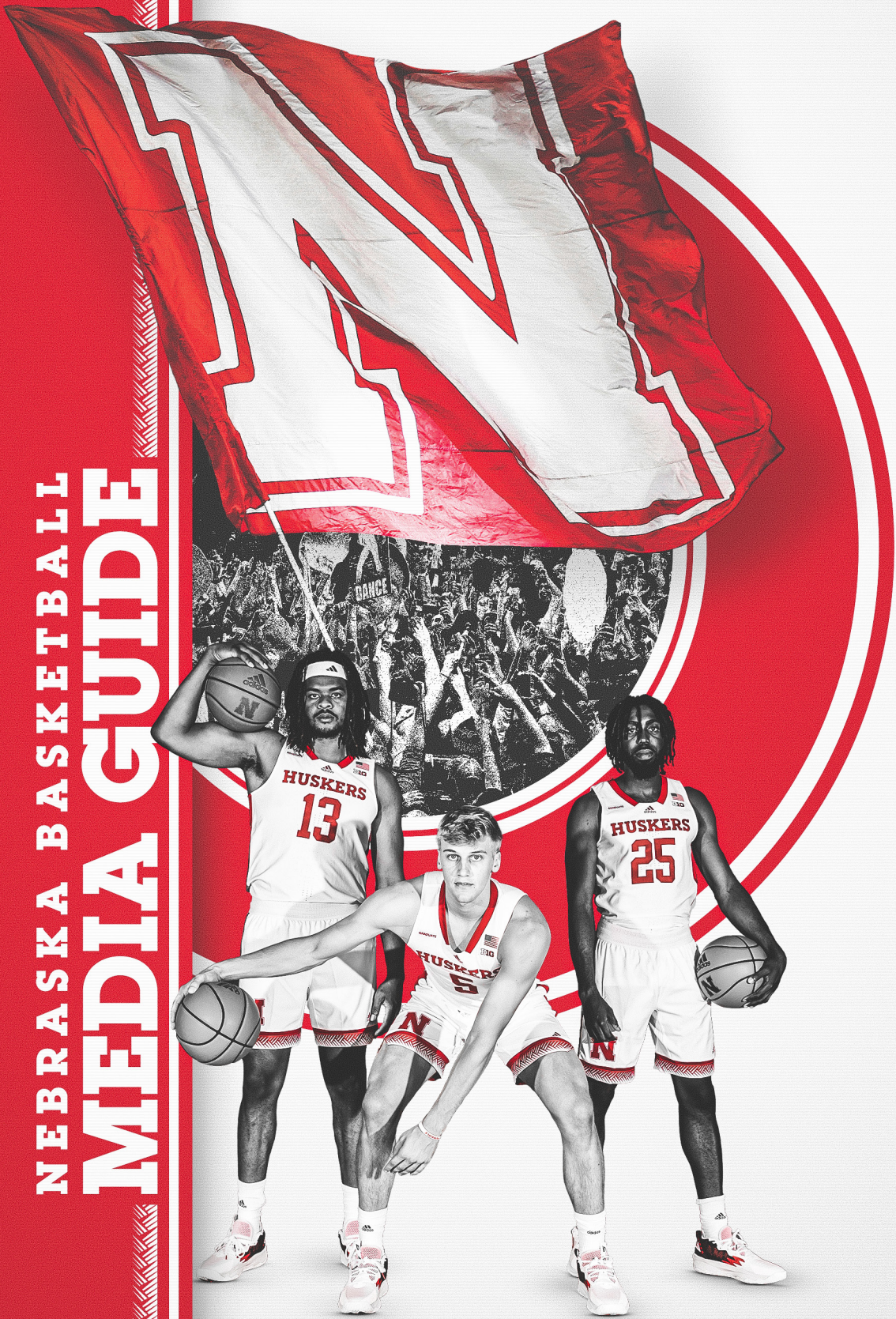


2022-23

Nebraska
BASKETBALL



NEBRASKA BASKETBALL
MEDIA GUIDE

DERRICK
WALKER

SAM
GRIESEL

EMMANUEL
BANDOUMEL



THERE IS NO PLACE LIKE
NEBRASKA



2022-23 QUICK FACTS

UNIVERSITY INFORMATION

Location Lincoln, Neb.
 Founded 1869
 Enrollment 23,805
 Nickname Cornhuskers, Huskers
 Colors Scarlet & Cream
 Affiliation NCAA Division I
 Conference Big Ten Conference
 Home Arena Pinnacle Bank Arena
 Capacity/Year Opened 15,000/2013
 Chancellor Ronnie Green
 Faculty Rep. Scott M. Fuess Jr.
 Vice Chancellor, Director of Athletics Trev Alberts
 Athletic Dept. Phone (402) 472-4224
 Assistant A.D./Ticketing Holly Adam
 Ticket Office Phone (402) 472-3111 or 1-800-8BIGRED
 Website Huskers.com

BASKETBALL HISTORY

First year of basketball 1896-97
 Regular-season conference titles (last) 7 (1950)
 Postseason conference titles (last) 1 (1994)
 All-time postseason appearances 26
 All-time postseason record 24-25
 NCAA Appearances (last) 7 (2014)
 NIT Appearances (last) 19 (2019)

BASKETBALL STAFF

Head Coach Fred Hoiberg
 Alma Mater (Year) Iowa State (1995)
 Record at Nebraska 24-67 (4th season)
 Overall Coaching Record 139-123 (9th season)
 Assistant Coaches Adam Howard (1st season)
 Nate Loenser (2nd season), Ernie Zeigler (1st season)
 Director of Men's Basketball Strength and Conditioning
 Kurt Joseph
 Director of Basketball Strategies & Business Operations
 Luca Virgilio
 Asst. Director of Operations Sheryl Burbach
 Video Coordinator Matt Holt
 Director of Player Development Emmanuel Tommy
 Graduate Managers Michael Bania and Pady B Borders
 Assistant Athletic Trainer R.J. Pietig
 Equipment Manager Pat Norris
 Office Phone/Fax (402) 472-2265 / (402) 472-2575

2022-23 TEAM INFORMATION

2021-22 Record 10-22 (7-12 H, 3-8 A, 0-2 N)
 Big Ten Record (Finish) 4-16 (t-13th)
 Big Ten Championship 0-1, lost to Northwestern, 71-69
 Postseason None
 Starters Returning/Lost 1/4
 Lettermen Returning/Lost 4/10
 Scholarship Newcomers 6

COMMUNICATIONS INFORMATION

Associate A.D./Communications Keith Mann
 Office Phone (402) 472-2263
 Sr. Assoc. Director/MBB Contact Shamus McKnight
 Office/Cell Phone (402) 472-7772/ (402) 540-0268
 E-Mail smcknight@huskers.com
 Press Row Phone (402) 904-5925
 Communications Mailing Address P.O. Box 880123,
 800 Stadium Drive, Lincoln, NE 68588-0123

INTRODUCTION 1

Quick Facts 1

THIS IS NEBRASKA 2-48

Husker Basketball Staff 2-3
 Hoiberg Effect 4-5
 Offensive System 6-7
 Pinnacle Bank Arena 8-9
 Hendricks Training Complex 10-11
 Husker Power 12-13
 Performance Nutrition 14-15
 NBA Connection 16-17
 History of Nebraska Basketball 18-19
 Media Exposure 20-21
 Playing in the Big Ten 22-23
 The Student-Athlete Experience 24-25
 Academic Experience 25-26
 Academic Success 26-27
 Athletic Medicine 30-31
 Life Skills 32-33
 Athletic Facilities 34-35
 Nebraska Athletic Performance Lab 36-37
 National Powers 38-39
 #NILBRASKA 40-41
 University of Nebraska 42-45
 Lincoln and Omaha – The Good Life 46-47
 Husker Basketball and adidas 48

SEASON OUTLOOK 49-56

Rosters/Team Breakdown 50-51
 Season Preview 52-54
 Husker Notebook 55
 Schedule 56

THE 2022-23 HUSKERS 57-78

Derrick Walker 58-59
 Wilhelm Breidenbach/Keisei Tominaga 60-61
 C.J. Wilcher/Emmanuel Bando 62-63
 Juwan Gary/Sam Griesel 64-65
 Denim Dawson/Oleg Kojenets 66-67
 Quaran McPherson/ Sam Hoiberg 68-69
 Blaise Keita/Jamarques Lawrence 70-71
 Ramel Lloyd Jr./Henry Burt 72-73
 Jeff Grace III/Cale Jacobsen 74-75
 Career Game-by-Game Stats 76-78

COACHING STAFF 79-92

Head Coach Fred Hoiberg 80-83
 Assistant Coach Adam Howard 84
 Assistant Coach Nate Loenser 85
 Assistant Coach Ernie Zeigler 86
 Basketball Support Staff 87-91
 adidas 92

ADMINISTRATION 93-98

University Administration/Board of Regents 93-95
 Director of Athletics Trev Alberts 96
 Senior Administration/Head Coaches 97
 Big Ten Conference 98

OPPONENTS 99-120

Opponent Information 100-104
 Series Records vs. Big Ten Opponents 105-108
 Series Records vs. Non-Conference Opponents 109-118
 Nebraska vs. All Opponents 119-120
 Nebraska vs. All Conferences/Exhibition Results 120

SEASON IN REVIEW 121-138

Season Review 122
 Senior/Draftee Bios 123-125

Statistics/Results 126-127
 Game-by-Game Comparison 128
 Team/Individual Highs and Lows 129
 Box Scores 130-138

RECORDS 139-164

Career/Single-Game Scoring Leaders 140
 Individual and Team Records 141-145
 Single-Season and Career Top-10 Lists 146-147
 Single-Season Top-10 Class Lists 148-149
 Team Single-Game and Season Lists 150-152
 Annual Statistical Leaders 153-154
 Year-by-Year Team Statistics 155-156
 Pinnacle Bank Arena Records 157-160
 Conference Tournament Results/Records 161-162
 Postseason Records and Results 163-164

HISTORY 165-202

The History of Nebraska Basketball 166-169
 Letterwinners 170-172
 Husker Award Winners/All-Americans 173-174
 1,000-Point Club 175-179
 Nebraska Basketball – A to Z 180-181
 Husker Coaching Ledger 182
 Year-by-Year Summary 183
 All-Time Results 184-202

MEDIA/FAN INFORMATION 203-208

Media Policies 204-205
 Compliance Information 205
 Pinnacle Bank Arena Parking and Seating Maps 206
 Huskers Radio Network 207
 Television/Radio Roster 208

MEDIA GUIDE CREDITS

The 2022-23 Nebraska men's basketball media guide was produced by the Nebraska Communications Office. The guide was written, designed and edited by Sr. Associate Communications Director Shamus McKnight with editing assistance provided by Associate A.D./Communications Director Keith Mann, Associate Communications Director Matt Smith and Communications Administrative Support Associate Vicki Capazo. Special thanks to freelance writer Mike Babcock for his writing contributions.

Photo credits: Scott Bruhn, Nate Olson and Stephanie Carpenter, Nebraska Communications; NU Digital Communications; UNL Photo Productions; John F. Grieshop/Schwartzman Photos; Steven Mai Koski, USA Basketball; Iowa State University; the Chicago Bulls, Garrett Ellwood and NBA Photos/Getty Images; Scott Cunningham, NBAE/Getty Images; the Cleveland Cavaliers; the Los Angeles Lakers, The Associated Press and USA Today Sports Images.

Covers designed by Alex Rehurek. Cover photography by Scott Bruhn. Copyrighted by Nebraska Athletic Communications.

The cost of the 2022-23 Nebraska men's basketball media guide is \$10, tax included.

FOLLOW THE HUSKERS ON SOCIAL MEDIA

Huskers.com
 HuskerHoops
 @HuskerHoops
 /HuskerHoops



FRED HOIBERG

HEAD COACH

@COACHHOIBERG

PLAYING EXPERIENCE

IOWA STATE
GUARD (1991-1995)
ISU HALL OF FAME MEMBER
NO. 32 JERSEY RETIRED
COSIDA ACADEMIC ALL-AMERICA HALL OF FAME MEMBER

NBA
2ND ROUND PICK
INDIANA PACERS (1995-1999)
CHICAGO BULLS (1999-2003)
MINNESOTA TIMBERWOLVES (2003-2005)



ADMINISTRATIVE EXPERIENCE

MINNESOTA TIMBERWOLVES
ASSISTANT GENERAL MANAGER (2006-2009)
V.P. OF BASKETBALL OPERATIONS (2009-2010)

COACHING EXPERIENCE

IOWA STATE
HEAD COACH (2010-2015)
2011 - BASKETBALL TIMES' NATIONAL ROOKIE COACH OF THE YEAR
2012 - BIG 12 CO-COACH OF THE YEAR

CHICAGO BULLS
HEAD COACH (2015-2018)

NEBRASKA
HEAD COACH (2019-PRESENT)

COACHING STAFF

@ADAMHOWARD14

@NATELOENSER

@COACHZEIGER

ASSISTANT COACH
ADAM HOWARD



ASSISTANT COACH
NATE LOENSER



ASSISTANT COACH
ERNIE ZEIGLER



59

COMBINED YEARS
OF COACHING
EXPERIENCE



HOIBERG

ACCOMPLISHMENTS

IN FIVE SEASONS AT

IOWA STATE

x *Ze Nail*

EFFECT

4! STRAIGHT NCAA
TOURNAMENTS

9 NBA PLAYERS

4 ALL-AMERICANS

LED THE BIG 12 IN SCORING OFFENSE

LED THE BIG 12 IN 3-POINTERS



4 TIMES

3 TIMES

BIG 12
TOURNAMENT
TITLES

WINS OVER
RANKED
OPPONENTS

23

PRODUCED THE
LARGEST
SINGLE-SEASON
TURNAROUND IN
BIG 12 HISTORY
IN 2011-12



ST

#1
PACE
IN THE BIG TEN

Top 30
10%
3 OF THE
LAST 5 YEARS

Top 75 Nationally
3PT/GM
IN 6 OF HOIBERG'S 8
SEASONS AS D-1 COACH

Only Power Confer
TRIPLE
IN TWO OF THE LAST

TYLE

**OF PLAY
UNDER COACH**

HOIBERG

ence Team with a
DOUBLE
3 SEASONS



PROTECT

“THE

NEBRASKA BASKETBALL

TOP 15
IN ATTENDANCE EVERY SEASON AT PBA

#10
IN AVERAGE ATTENDANCE IN 2021-22 (15,283)





VAULT™

1 OF 9
SCHOOLS TO AVERAGE 15,000 FANS OVER
THE LAST 7 SEASONS

NEARLY 1,000
FLOOR LEVEL STUDENT SEATS

HEIN



I'VE BEEN ALL OVER THE COUNTRY COVERING COLLEGE BASKETBALL FOR CBS FOR THE LAST TEN YEARS- I'VE SEEN EVERYWHERE. I WOULD PUT

NEBRASKA'S FACILITIES

UP AGAINST ANY PROGRAM IN COLLEGE BASKETBALL.

IT'S **SECOND TO NONE.**

- JON ROTHSTEIN, COLLEGE BASKETBALL INSIDER - CBS SPORTS



HUSKER POWER



“

“I’VE BEEN PRIVILEGED TO WORK WITH KURT JOSEPH FOR TWO YEARS AND WITHOUT A DOUBT IN MY MIND, HE IS ONE OF THE BEST IN THE GAME. HIS VAST KNOWLEDGE AND PASSION FOR NOT ONLY THE PHYSICAL HEALTH, BUT MENTAL HEALTH OF HIS CLIENTS IS WHAT MAKES HIM TRULY SPECIAL.”

KARL-ANTHONY TOWNS, MINNESOTA TIMBERWOLVES

”

**HUSKER POWER:
A NATIONAL LEADER**

Husker Power is a nationally recognized brand and a source of pride for Nebraska Athletics.

NEBRASKA WAS THE FIRST TO:

- Have a paid strength coach
- Lift weights in-season
- Hold a summer conditioning class
- Offer a degree for strength coaching

With 14 staff members, including men's basketball strength coach Kurt Joseph, it is one of the most comprehensive strength and conditioning organizations in the country. Husker basketball student-athletes train in the Hendricks Training Complex, which features a 5,000-square foot weight room. The facility gives Husker student-athletes a technological and strategic advantage by combining state-of-the-art strength training innovation with top-notch coaching and programming.

Joseph is in his second season as Director of Men's Basketball Strength & Conditioning after spending the previous two-plus years as an assistant strength coach with the Minnesota Timberwolves in the NBA. Previously, he worked with the Iowa Wolves of the NBA G League, the New York Knicks and Brooklyn Nets.



PERSONALIZED PROGRAMS TO MAXIMIZE DEVELOPMENT



STRENGTH COACH KURT JOSEPH



TEAM CARDIO SESSIONS

PERFORMANCE NUTRITION



IS TRAINING TABLE



LIFE SKILLS KITCHEN



1,600 MEALS SERVED DAILY



PERFORMANCE NUTRITION

There is no place like Nebraska when it comes to the high-performance fueling of hard-working athletes. Nebraska Performance Nutrition has a long-standing tradition of setting the highest standard for the 'food first' approach to fueling. The Nebraska Performance Nutrition program is setting the standard for student-athlete welfare across collegiate athletics and beyond.

Nebraska has its own Executive Chef, Mike Steele, who innovates the menus under the guidance of Director of Performance Nutrition, Dave Ellis, who is widely considered to be a thought leader in the high-performance fueling field. Nebraska has its own kitchen and culinary staff and has the ability to source a food supply that is second to none when it comes to fresh, natural and organic sources. Athletes are taught to follow a three-step approach that was conceived right here at Nebraska over three decades ago. It's a simple system, where food is merchandised in three steps, each delivering a health and performance benefit for hard-working athletes.

Husker athletes have the chance to learn how to cook their own food in the Life Skills Kitchen. The staff also provides ready-to-eat food supply and to-go meals that offer fueling solutions when a student-athlete has class conflicts.

Nebraska has four, full-time registered dietitians on staff who help athletes navigate the managed food supply that is served at each meal. The registered dietitians also orchestrate meals on the road for teams and offer fueling solutions before and after workouts or competition. This attention to detail helps get those critically timed sources of fuel and fluids that hard-working muscles require in just the right amounts. To make fueling convenient when training, there are two locations adjacent to the weight rooms where grab-and-go nutrition support is available to all student-athletes.

With over six decades of collective experience, the performance nutrition staff is very knowledgeable on topics including how to help drug-tested athletes avoid inadvertent adverse analytical findings (AAFs/positive drug test) that can result from adulterated dietary supplements.

Other areas that the registered dietitians can help personalize programs:

- Lean Mass Testing
- Frame Testing
- Off-Season Body Composition Change Planning
- Hydration / Sweat Rate Analysis
- Saliva/Urine/Blood Analysis
- Cooking / Grocery Shopping Classes
- Dietary Supplement Review

HUSKERS IN THE NBA




TYRONN LUE



BRYCE MCGOWENS



DALANO BANTON



ERIC PIATKOWSKI



ERICK STRICKLAND



MIKKI MOORE



ISAIAH ROBY



ANDREW WHITE III



RICH KING



DAVE HOPPEN

DRAFTED HUSKERS

The first NBA draft of collegiate players was held following the 1947-48 season, but the league did not begin to keep records of team-by-team draft lists until 1952. Here is a list of the 29 Cornhusker players drafted by the NBA since 1949:


- 1949 Claude Retherford, St. Louis Bombers
- 1950 Bus Whitehead, Chicago Stags (7th)
- 1951 Bob Pierce, Indianapolis Olympians (5th)
- 1952 Jim Buchanan, Boston Celtics (6th)
- 1954 Bill Johnson, Boston Celtics (11th)
- 1960 Herschell Turner, Syracuse Nationals (6th)
- 1966 Grant Simmons, Washington Bullets (12th)
- 1967 Willie Campbell, Seattle SuperSonics (15th)
- 1968 Stuart Lantz, Houston Rockets (3rd)
Tom Baack, Detroit Pistons (10th)
- 1970 Jim Brooks, Houston Rockets (12th)
- 1971 Marvin Stewart, Philadelphia 76ers (2nd)
Leroy Chalk, Boston Celtics (13th)
- 1972 Chuck Jura, Chicago Bulls (3rd)
Mike Peterson, Portland Trail Blazers (16th)
- 1974 Brendy Lee, Atlanta Hawks (10th)
- 1976 Jerry Fort, Boston Celtics (3rd)
- 1979 Carl McPipe, Philadelphia 76ers (5th)
- 1981 Andre Smith, Cleveland Cavaliers (7th)
- 1982 Jack Moore, Kansas City Kings (9th)
- 1985 Curtis Moore, Portland Trailblazers (6th)
- 1986 Dave Hoppen Atlanta Hawks (3rd)
- 1991 Rich King, Seattle SuperSonics (1st/14th pick)
- 1994 Eric Piatkowski Indiana Pacers (1st/15th pick)
- 1998 Tyronn Lue, Denver Nuggets (1st/23rd pick)
- 1999 Venson Hamilton, Houston Rockets (2nd/50th pick)
- 2019 Isaiah Roby, Detroit Pistons (2nd/45th pick)
- 2021 Dalano Banton, Toronto Raptors (2nd/46th pick)
- 2022 Bryce McGowens, Charlotte Hornets (2nd/40th pick)

Note: Nate Branch was drafted by the American Basketball Association's Oakland franchise in 1967; Stuart Lantz was drafted by Oakland in 1968; Marvin Stewart was drafted by the New York Nets in 1971; and Chuck Jura was selected by the Utah Stars in 1972.

NEBRASKA

BASKETBALL HISTORY

1996 NIT CHAMPIONS



RETIRED JERSEYS



#42 DAVE HOPPEN



#22 STU LANTZ

#42 - DAVE HOPPEN (1983-86)

Nebraska's all-time leading scorer, Hoppen had his No. 42 jersey retired at the end of Senior Night on Feb. 26, 1986. Hoppen totaled 2,167 points before a knee surgery cut short his senior year. Hoppen broke or tied 19 school records as a Husker. A third-round draft pick in 1986, he spent six seasons in the NBA. Hoppen was inducted into the Nebraska Basketball Hall of Fame in 1996 and Nebraska Athletics Hall of Fame in 2017.

#22 - STU LANTZ (1966-68)

Stu Lantz became the second Husker basketball player to have his jersey retired when he was honored on Oct. 17, 1989. A two-time first-team All-Big Eight performer, Lantz totaled 1,269 points and 571 rebounds in his three-year Husker career. He went on to play eight years in the NBA with four teams (San Diego/Houston Rockets, Detroit Pistons, New Orleans Jazz, Los Angeles Lakers). Lantz was a charter member of the Nebraska Basketball Hall of Fame in 1989. The 2022-23 season will be his Lantz's 36th season with the Los Angeles Lakers broadcast team.

#52 - ERIC PIATKOWSKI (1991-94)

Eric Piatkowski became the third Husker to have his jersey retired, as he was honored on Feb. 18, 2006. Piatkowski was a two-time All-Big Eight selection as he totaled 1,934 points in helping NU to four straight NCAA Tournaments during his collegiate career. A first-round draft pick in 1994, he spent 14 seasons in the NBA with the Los Angeles Clippers, Houston Rockets, Chicago Bulls and Phoenix Suns. Piatkowski, who was also inducted into the Nebraska Basketball Hall of Fame in 2006, highlighted the inaugural class of the Nebraska Athletics Hall of Fame in 2015.

#10 - TYRONN LUE (1996-98)

Tyronn Lue became the fourth Husker to have his jersey retired when he was honored on Feb. 2, 2017. Lue, who ranks in the top 10 in 13 categories during his three-year Husker career, earned All-Big 12 honors in 1998 helping Nebraska to the NCAA Tournament. A first-round draft pick in 1998, he spent 11 seasons in the NBA, including a pair of titles with the Los Angeles Lakers. A 2013 Nebraska Basketball Hall of Fame inductee, Lue coached the Cleveland Cavaliers to an NBA title in 2016 and three NBA Finals appearances. He was named head coach of the Los Angeles Clippers in October of 2020 and guided the Clippers to the 2021 Western Conference Finals.



#52 ERIC PIATKOWSKI



#10 TYRONN LUE

MEDIA EXPOSURE





BIG TEN MEDIA DAY



FIVE NATIONAL NETWORKS COVER BIG BASKETBALL



THE 2021-22 SEASON MARKED THE 15TH CONSECUTIVE YEAR THAT EVERY BIG TEN CONFERENCE GAME WAS TELEVISED NATIONALLY. BEGINNING IN 2023-24, THE BIG TEN WILL BE TV PARTNERS WITH FOX, CBS AND NBC, GIVING THE BIG TEN AN UNMATCHED TV PRESENCE.

THE BIG TEN HAS
LED THE NATION
IN ATTENDANCE
45 STRAIGHT
SEASONS

SINCE 2010

33 NBA FIRST
ROUND
DRAFT PICKS,
INCLUDING
13 LOTTERY
PICKS



17 CONSENSUS
FIRST-TEAM
ALL-AMERICANS

9 NATIONAL
PLAYERS
OF THE YEAR

8 NCAA FINAL
FOUR TEAMS

MOST OF ANY CONFERENCE





WHAT IT
MEANS
TO PLAY
IN THE
BIG

TM

A LIFETIME EXPERIENCE





FREE MACBOOK AIR LAPTOPS



PERSONALIZED NUTRITION PLANS



BRAND BUILDING WITH OPENDORSE

STUDENT-ATHLETE EXPERIENCE

Nebraska is a leader in providing all the resources and support necessary for student-athletes to become successful in Academics, Athletics and Life. Nebraska will continue to strategically plan for avenues to strengthen the resources to support more than 600 Husker student-athletes across 24 sports.

UNMATCHED SUPPORT

Nebraska has a history of providing unmatched benefits and support to student-athletes. A few examples of these enhanced benefits for Husker student-athletes include:

- All scholarship student-athletes have their scholarship calculated based on the full cost of attendance.
- Each student-athlete is offered a free Apple MacBook Air laptop computer to enhance their learning opportunities.
- Nebraska has increased resources and support in all academic and performance related areas including but not limited to Academic Services, Life Skills, Athletic Medicine, Athletic Training, Strength and Conditioning, Nebraska Athletic Performance Laboratory, Nutrition and Sports Analytics.
- The N-Vest Nebraska program began in the fall of 2022. N-Vest Nebraska rewards Husker scholarship student-athletes for academic performance, success toward graduation and retention. NU student-athletes who meet the established academic benchmarks will receive \$5,980 per year for their academic achievement.
- As part of Nebraska's innovative Post-Eligibility Opportunity (PEO) program, every student-athlete graduate who has exhausted their athletic eligibility has the opportunity to pursue (with Nebraska support) an internship, participate in a study abroad program or attend graduate school.

#NILBRASKA




In the summer of 2021, Nebraska Athletics introduced #NILbraska, an initiative to educate student-athletes on branding, marketing and financial literacy, among other aspects. #NILbraska prepares student-athletes to take advantage of Name, Image and Likeness legislation.

The #NILbraska program focuses on a three-pronged approach to providing education for student-athletes to maximize their potential in the NIL category: Ready Now, Accelerate and the Husker Advantage.

ACADEMIC EXPERIENCE



ACADEMIC ALL-AMERICANS DIVISION I SCHOOLS, ALL-TIME

| | |
|---|-----|
|  | 348 |
|  | 295 |
|  | 275 |

AS OF JULY 1, 2022



**SHAVON SHIELDS
TWO-TIME ACADEMIC ALL-AMERICAN**



94% OVERALL GRADUATION SUCCESS RATE



STUDENT LIFE COMPLEX

ACADEMIC COUNSELING

Eight academic counselors, three learning specialists, two assistant academic counselors and one administrative assistant are in place to monitor daily academic progress, receive consistent course feedback, assist with the advising/registration process and monitor eligibility and progress toward graduation.

TUTORIAL SUPPORT

A tremendous resource for all academic abilities, unlimited tutorial support from approximately 75-100 tutors on staff is available from day one up to college graduation in all subject areas. Tutorial support is provided both in-person and virtually. Nebraska's tutorial program is certified by the College Reading and Learning Association.

STUDY HALL

Student-athletes attend a supervised, flex-time study hall within the Herman Student Life Complex that features day, evening and weekend hours. Student-athletes are required to complete a specific number of study hours each week as determined by their academic counselor and/or coach. Additional performance-based or tutor-based study hall also may be determined by the academic counselor.

MENTORING

Academic staff serve as mentors to all incoming student-athletes and select returning student-athletes. The student-athletes meet with their mentor weekly to develop time management skills, gather and report academic progress information and discuss academic success strategies.

EDUCATIONAL ASSESSMENTS

Assessments are administered upon the request of the student-athlete, academic counselor or coach. Learning specialists are available to administer and score informal assessments, which include a reading comprehension and a writing assessment. When more in-depth assessments are necessary, referrals are made to a neuropsychologist who conducts the assessments. If it is determined a student-athlete has a learning disability or another medical condition that impedes the student from reaching their academic potential, appropriate accommodations are implemented by the Office of Services for Students with Disabilities.

STUDENT-ATHLETE ORIENTATION

Each new student-athlete attends an orientation at the beginning of their academic career. Student-athletes are introduced to staff, faculty, administrators and a variety of resources that help facilitate the transition into college while enhancing awareness of support services in the Athletic Department and across campus.

PERSONAL COUNSELING

Student-athletes will find a supportive and caring environment at Nebraska. Transitional issues, stress management, time management, academic focus and problem resolution are all addressed in a proactive manner throughout the year. If necessary, counseling referrals are also made to designated practitioners.

COMPUTER RESOURCES

All student-athletes are provided the opportunity to have a laptop for use during their academic career at Nebraska. The Herman Student Life Complex has printers and desktop computers available for student-athletes to use in the facility. A full-time computer specialist is on-site and available to assist with technology needs.

ACADEMIC SUCCESS



KOBE WEBSTER

ISAAC COPELAND



ISAIAH ROBY



EVAN TAYLOR



TANNER BORCHARDT



THORIR THORBJARNARSON

ATHLETIC MEDICINE





ALTER-G TREADMILLS



HYDROTHERAPY POOLS



ON-SITE X-RAY FACILITY

ATHLETIC MEDICINE

Nebraska features one of the most well-trained and highly skilled athletic medicine staffs in the country. Under the guidance of Director of Athletic Medicine Dr. Lonnie Albers, Head Athletic Trainer and Physical Therapist Jerry Weber (pictured, bottom) and Men's Basketball Head Athletic Trainer R.J. Pietig (pictured, left), the Nebraska athletic medicine staff consists of five physicians, 14 full-time athletic trainers and eight graduate assistant athletic trainers.

Nebraska's medical facilities have long been among the nation's best, and Husker Athletic Medicine will have a new home in 2023 with the completion of the Go B1G Project. Currently, NU's athletic medicine center is housed in the Tom and Nancy Osborne Athletic Complex. In addition to Nebraska's North Stadium facility, Hawks Field, Bowlin Stadium, Pinnacle Bank Arena, the Bob Devaney Sports Center and the Nebraska Soccer and Tennis Complex all feature athletic medicine areas.

Nebraska uses advanced equipment, including two anti-gravity treadmills (pictured, top) to help athletes precondition after injuries. Nebraska's Athletic Medicine Center also features a hydrotherapy area that includes a three-level laned pool, as well as hot and cold plunge tanks (pictured, middle). The Hydroworx 1000 Treadmill Pool is equipped with two cameras underwater for evaluation and assessment.

SPORTS PSYCHOLOGY

Continuing its commitment to complete care for all student-athletes, Nebraska has a staff of five in-house mental health providers specializing in performance psychology who work directly with student-athletes, teams and coaches. Under the leadership of Director of Sports Psychology Dr. Brett Haskell, the Huskers' sports psychology staff provides counseling, psychological services, mental skills training, teambuilding and leadership development services for each of Nebraska's 24 sports and more than 600 Husker student-athletes. The staff works directly with student-athletes to help them develop skills to enhance personal well-being, address mental health and train psychological skills to optimize performance.

LIFE SKILLS



SPECIAL OLYMPICS CLINIC



HOSPITAL VISITS





PROACTIVE EDUCATION

The Life Skills staff provides proactive education to all incoming and returning student-athletes designed to promote responsible decision-making, enhance one's personal brand and prepare student-athletes for life after sports. Interactive presentations are delivered during summer bridge sessions, orientations and year-by-year tiered development workshops.

HUSKER ADVANTAGE/NAME, IMAGE, LIKENESS (NIL) PERSONAL BRANDING

All Nebraska student-athletes will benefit from specialized personal branding content within the innovative Husker Advantage program. Designed to enhance overall marketability while in college and beyond, engaging and interactive content in the areas of Strength Assessment, Building Personal Brand, Communication, and Finance/Compliance will position student-athletes for potential NIL opportunities while sharpening fundamental life skills beyond athletic eligibility.

INDIVIDUAL MEETINGS

Every Nebraska student-athlete is assigned a Life Skills staff member who will assist with personal and career development. The meetings help each student-athlete identify a career focus and implement a plan to increase career marketability.

CAREER COMMITMENT & NETWORKING

Nebraska Life Skills organizes an annual Student-Athlete Career Fair Networking Night and other career events aimed at connecting Huskers with companies desiring competitive, hard-working, accountable candidates. Athlete Network and UNL's Handshake Link provide opportunities to explore career opportunities across the country.

COMMUNITY OUTREACH

Nebraska student-athletes readily accept the role-model challenge, collectively giving more than 1,500 hours annually to impact thousands across the state of Nebraska. Outreach events include but are not limited to hospital visits, mentoring, school assemblies, statewide rallies, Make-A-Wish, School is Cool and Husker Heroes. During the 2021-22 academic year, 243 Husker student-athletes completed at least six service projects earning spots on the coveted Tom Osborne Citizenship Team.

LEADERSHIP

Nebraska Life Skills provides student-athletes with countless opportunities to enhance leadership skills while distinguishing themselves from the competition. Student-athletes can be members of the Student-Athlete Advisory Committee, Minority Student Athlete Collective (MSAC), Nebraska Football Road Race, Inner Circle, N-Vest or N-VOLVED. UNL offers more than 600 recognized student organizations allowing athletes to collaborate with other campus leaders for common goals.

RECOGNITION

In 2021-22, Husker basketball player Derrick Walker was named to the Tom Osborne Citizenship team for completing a minimum of six service projects in the calendar year. A host of other recognition opportunities at the institutional, Big Ten and NCAA levels that all reflect the high ideals, character and servant leadership nurtured through community involvement also are available.

WORLD-CLASS FACILITIES



“THIS ISN'T REAL LIFE.”

DWYANE WADE ON NEBRASKA'S FACILITIES



PINNACLE BANK ARENA



HAWKS FIELD



BOB DEVANEY SPORTS CENTER



BARBARA HIBNER STADIUM

NAPL

NEBRASKA ATHLETIC PERFORMANCE LAB

A ONE-OF-A-KIND RESEARCH AND TESTING FACILITY THAT PROVIDES NEBRASKA STUDENT-ATHLETES WITH THE LATEST ADVANCEMENTS IN EQUIPMENT, TRAINING TECHNIQUES AND MEDICAL TECHNOLOGY.



PHYSICAL TESTING

“ THIS FACILITY IS
UNBELIEVABLE. ”

WORLD SOCCER STAR DEMBA BA, WHO TRAINED AT THE NEBRASKA ATHLETIC PERFORMANCE LAB IN 2017.



USING SCIENCE TO MAXIMIZE DEVELOPMENT



GROUNDBREAKING RESEARCH



STATE-OF-THE-ART EQUIPMENT

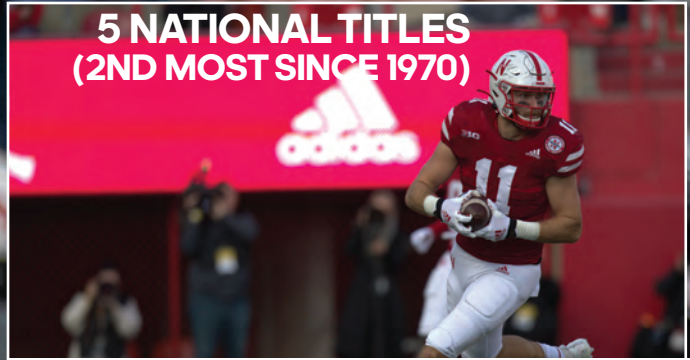


NATIONAL POWERS

FIVE VOLLEYBALL NATIONAL CHAMPIONSHIPS
(3RD IN NCAA HISTORY)



**5 NATIONAL TITLES
(2ND MOST SINCE 1970)**



FOOTBALL

**8 NATIONAL TITLES
(4TH IN NCAA HISTORY)**



MEN'S GYMNASTICS

**8 NATIONAL TITLES
(MOST IN NCAA HISTORY)**



BOWLING

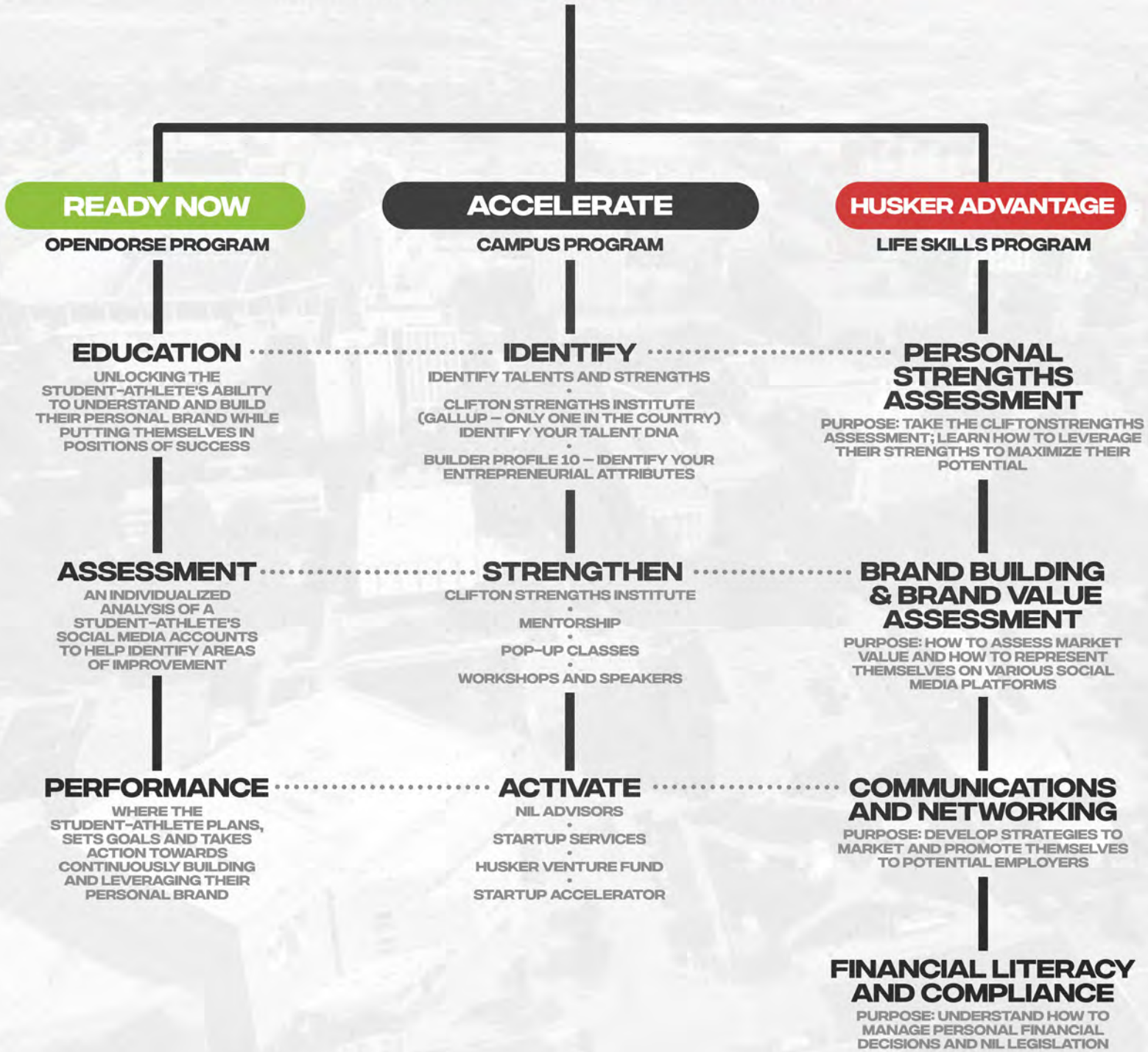
**3 INDOOR
NATIONAL TITLES
(4TH IN NCAA HISTORY)**



WOMEN'S TRACK AND FIELD

#NILBRASKA

A UNIVERSITY OF NEBRASKA-LINCOLN INITIATIVE



READY **NOW** PROGRAM



INDIVIDUAL
BUSINESS
PLAN DEVELOPMENT

PERSONAL
BUSINESS
MANAGEMENT
EDUCATION

CONTENT
CREATION

STRATEGY
IMPLEMENTATION

LIFESKILLS
PARTNERSHIP
 opendorse

PARTNER WITH **N** → POSITION **YOURSELF** FOR THE FUTURE



NEBRASKA WAS THE **FIRST** TO LAUNCH A PROGRAM
TO PREPARE STUDENT-ATHLETES FOR NIL

NEBRASKA IS THE **ONLY** SCHOOL IN THE COUNTRY
TO GET CONSULTANTS AND EDUCATION
SESSIONS FOR **EVERY** STUDENT-ATHLETE



READY NOW
OPENDORSE PROGRAM

GROWTH LESSON



EDUCATION

UNLOCKING THE
STUDENT-ATHLETE'S ABILITY
TO UNDERSTAND AND BUILD
THEIR PERSONAL BRAND WHILE
PUTTING THEMSELVES IN
POSITIONS OF SUCCESS

COMMENTS

LEAD TO FOLLOWERS

ASSESSMENT

AN INDIVIDUALIZED
ANALYSIS OF A
STUDENT-ATHLETE'S
SOCIAL MEDIA ACCOUNTS
TO HELP IDENTIFY AREAS
OF IMPROVEMENT

REPLIES

LEAD TO FOLLOWERS



PERFORMANCE


WHERE THE
STUDENT-ATHLETE PLANS,
SETS GOALS AND TAKES
ACTION TOWARDS
CONTINUOUSLY BUILDING
AND LEVERAGING THEIR
PERSONAL BRAND

CONVERSATION

CONVERSATION OUTSIDE OF
YOUR SPORT (YOUR
INTERESTS) LEAD TO
FOLLOWS



THE UNIVERSITY OF NEBRASKA





THE UNIVERSITY OF NEBRASKA

Chartered in Lincoln by the Nebraska Legislature in 1869, the University of Nebraska was expanded in 1968 into a university system now comprising four campuses under the guidance of a Board of Regents and a central administration. The flagship University of Nebraska–Lincoln is an educational institution of international stature. Nebraska is classified within the Carnegie “R1: Doctoral Universities – Highest Research Activity” category. Nebraska is also a land-grant university and a member of the Association of Public and Land-grant Universities. The university is accredited by the Higher Learning Commission.

BIG TEN ACADEMIC ALLIANCE

As a member of the Big Ten, the University of Nebraska–Lincoln is a member of the Big Ten Academic Alliance (BTAA), formerly the Committee on Institutional Cooperation, which is the academic consortium of the universities in the Big Ten Conference. The BTAA includes all 14 Big Ten Institutions and partners with the University of Chicago. The Big Ten Academic Alliance and the institutions together have annual research expenditures topping \$11.5 billion — more than the Ivy League and the University of California System combined — and they educate a total of nearly 600,000 students with approximately 50,000 faculty members.

NATIONAL RANKINGS

- 2018 No. 1 Online MBA in the World for Alumni Salary Increases (Financial Times)
- 2018 Top 30 Colleges that Produce the Most CEOs (Kittleman)
- 2019 No. 9 Best Online Graduate Education Programs (U.S. News & World Report)
- 2021 No. 21 Online Master of Engineering Management Program (U.S. News & World Report)
- 2021 No. 17 Best Online MBA Programs (U.S. News & World Report)
- 2021 Best Value College (The Princeton Review)
- 2021 Ranked Among Top Third of National Universities (U.S. News & World Report)
- 2021 No. 13 Best Online MBA Program (Princeton Review)

THE UNIVERSITY OF NEBRASKA

INNOVATION CAMPUS, CITY CAMPUS & DOWNTOWN LINCOLN

75 MASTER'S DEGREE PROGRAMS

150+ UNDERGRADUATE MAJORS

500+ STUDENT ORGANIZATIONS

24,431 TOTAL ENROLLMENT

110+ COUNTRIES REPRESENTED

49 STATES REPRESENTED

200,000+ LIVING ALUMNI



CITY CAMPUS



OUTDOOR ADVENTURE CENTER



MULTICULTURAL CENTER



COLLEGE OF BUSINESS



**“LINCOLN IS
CLEARLY
ON THE RISE.”**

VIA SILICON PRAIRIE NEWS

NO. 1 MOST CONTENT CITY
24/7 WALLSTREET

HAPPIEST CITY IN AMERICA
GALLUP WELL-BEING INDEX

**NO. 1 CITY IN BEST PLACES
FOR BUSINESS AND CAREERS**
FORBES

**NO. 2 CITY IN HIGHEST
QUALITY OF LIFE**
HUFFINGTON POST

NO. 6 BEST COLLEGE TOWN
AIER

**TOP 10 MOST BEAUTIFUL
CITIES IN THE USA**
THE CULTURE TRIP



1 OF THE 75

LARGEST
CITIES IN
THE U.S.

HUSKERS & ADIDAS

Nebraska student-athletes are fitted with the finest adidas footwear, uniforms, apparel and accessories as part of the apparel manufacturer's lucrative sponsorship deal with the Nebraska Athletic Department.

From head to toe, Husker athletes receive the newest gear to not only look sharp, but to also have the latest technology at their disposal. Devaney Center Equipment Manager Pat Norris works closely with an on-campus adidas representative to make sure Husker basketball players have everything they need to represent the University in a proper manner. From warmups to workout gear and shoes to winter coats, Norris orders the best fitting, most appropriate gear for the Huskers every season, so they can look their best on and off the court.



2022-23 SEASON OUTLOOK



C.J.
WILCHER

N 2022-23 NEBRASKA BASKETBALL ROSTER BREAKDOWN

NUMERICAL ROSTER

| No. | VL | Name | Pos. | Ht. | Wt. | Yr. | Hometown | Previous School |
|-----|----|---------------------|------|------|-----|------|--------------------------------|-------------------------------|
| 0 | * | C.J. Wilcher | G | 6-5 | 208 | So. | Plainfield, N.J. | Xavier |
| 1 | | Sam Hoiberg | G | 6-0 | 180 | RFr. | Lincoln, Neb. | Pius X |
| 2 | | Ramel Lloyd Jr. | G | 6-6 | 204 | Fr. | Woodland Hills, Calif. | Sierra Canyon |
| 3 | | Quaran McPherson | G | 6-3 | 197 | RFr. | Queens, N.Y. | Link Year Prep |
| 4 | | Juwan Gary | F | 6-6 | 215 | Jr. | Columbia, S.C. | Alabama |
| 5 | | Sam Griesel | G/F | 6-7 | 216 | Sr. | Lincoln, Neb. | North Dakota State |
| 10 | | Jamarques Lawrence | G | 6-3 | 185 | Fr. | Plainfield, N.J. | Roselle Catholic |
| 12 | | Denim Dawson | G/F | 6-6 | 193 | RFr. | San Bernardino, Calif. | Southern California Academy |
| 13 | ** | Derrick Walker Jr. | F | 6-9 | 245 | Sr. | Kansas City, Mo. | Tennessee |
| 15 | | Blaise Keita | F | 6-11 | 241 | So. | Bamako, Republic of Mali | Coffeyville Community College |
| 24 | | Jeffrey Grace III | G | 6-3 | 195 | RFr. | Elmhurst, Ill. | Arizona State |
| 25 | | Emmanuel Bandoumel | G | 6-4 | 187 | Sr. | Quebec City, Quebec | SMU |
| 30 | * | Keisei Tominaga | G | 6-2 | 175 | Jr. | Moriyama Nagoya Aichi, Japan | Ranger College |
| 31 | | Cale Jacobsen | G | 6-4 | 194 | Fr. | Ashland, Neb. | Ashland-Greenwood |
| 32 | * | Wilhelm Breidenbach | F | 6-10 | 231 | So. | Rancho Santa Margarita, Calif. | Mater Dei |
| 33 | | Oleg Kojenets | F | 7-0 | 232 | RFr. | Kaunas, Lithuania | Western Reserve Academy |
| 34 | | Henry Burt | F | 6-6 | 216 | Fr. | Omaha, Neb. | Elkhorn South |




SAM
GRIESEL

ALPHABETICAL ROSTER

| No. | VL | Name | Pos. | Ht. | Wt. | Yr. | Hometown | Previous School |
|-----|----|---------------------|------|------|-----|------|--------------------------------|-------------------------------|
| 25 | | Emmanuel Bandoumel | G | 6-4 | 187 | Sr. | Quebec City, Quebec | SMU |
| 32 | * | Wilhelm Breidenbach | F | 6-10 | 231 | So. | Rancho Santa Margarita, Calif. | Mater Dei |
| 34 | | Henry Burt | F | 6-6 | 216 | Fr. | Omaha, Neb. | Elkhorn South |
| 12 | | Denim Dawson | G/F | 6-6 | 193 | RFr. | San Bernardino, Calif. | Southern California Academy |
| 4 | | Juwan Gary | F | 6-6 | 215 | Jr. | Columbia, S.C. | Alabama |
| 24 | | Jeffrey Grace III | G | 6-3 | 195 | RFr. | Elmhurst, Ill. | Arizona State |
| 5 | | Sam Griesel | G/F | 6-7 | 216 | Sr. | Lincoln, Neb. | North Dakota State |
| 1 | | Sam Hoiberg | G | 6-0 | 180 | RFr. | Lincoln, Neb. | Pius X |
| 31 | | Cale Jacobsen | G | 6-4 | 194 | Fr. | Ashland, Neb. | Ashland-Greenwood |
| 15 | | Blaise Keita | F | 6-11 | 241 | So. | Bamako, Republic of Mali | Coffeyville Community College |
| 33 | | Oleg Kojenets | F | 7-0 | 232 | RFr. | Kaunas, Lithuania | Western Reserve Academy |
| 10 | | Jamarques Lawrence | G | 6-3 | 185 | Fr. | Plainfield, N.J. | Roselle Catholic |
| 2 | | Ramel Lloyd Jr. | G | 6-6 | 204 | Fr. | Woodland Hills, Calif. | Sierra Canyon |
| 3 | | Quaran McPherson | G | 6-3 | 197 | RFr. | Queens, N.Y. | Link Year Prep |
| 30 | * | Keisei Tominaga | G | 6-2 | 175 | Jr. | Moriyama Nagoya Aichi, Japan | Ranger College |
| 13 | ** | Derrick Walker Jr. | F | 6-9 | 245 | Sr. | Kansas City, Mo. | Tennessee |
| 0 | * | C.J. Wilcher | G | 6-5 | 208 | So. | Plainfield, N.J. | Xavier |

*-Letters earned



DENIM
DAWSON

COACHES AND STAFF

HEAD COACH:

Fred Hoiberg, third season (Iowa State, 1995)

At Nebraska: 24-67 (three seasons)

Career college record: 139-123 (eight seasons)

ASSISTANT COACHES:

Adam Howard, first season (Western Kentucky, 2008)

Nate Loenser, second season (Iowa State, 2002)

Ernie Zeigler, first season (Cleary, 1994)

SUPPORT STAFF:

Director of Men's Basketball Strength & Conditioning: Kurt Joseph

Video Coordinator: Matt Holt

Dir. of Basketball Strategies & Business Operations: Luca Virgilio

Assistant Director of Basketball Operations: Sheryl Burbach

Director of Player Development: Emmanuel Tommy

Graduate Managers: Michael Bania, Padya Borders

Athletic Trainer: R.J. Pietig

Team Nutritionist: Jake Blattner

Sports Psychologist: Brett Haskell

NAPL Director: Matt Thome

Equipment Manager: Pat Norris

TEAM BREAKDOWN

PRONUNCIATION GUIDE

| | |
|---------------------------|-----------------------|
| Name | Pronunciation |
| Wilhelm Breidenbach | bride-en-bock |
| Emmanuel Bandoumel | ban-do-mel |
| Juwan Gary | Juh-WAHN |
| Sam Griesel..... | GREE-sull |
| Oleg Kojenets | Oh-leg Co-yah-net |
| Quaran McPherson..... | kr-aan |
| Keisei Tominaga | Kay-say Toe-may-nawga |
| C.J. Wilcher..... | WILL-chur |

ROSTER BY SEASON (ATHLETIC ELIGIBILITY INCLUDED)

| | |
|--------------------------|---|
| Sixth Season (1): | Derrick Walker (Sr.) |
| Fifth Season (2): | Emmanuel Bandoumel (Sr.); Sam Griesel (Sr.) |
| Fourth Season (2): .. | Keisei Tominaga (Jr.); Juwan Gary (Jr.) |
| Third Season (2): | C.J. Wilcher (So.); Blaise Keita (So.) |
| Second Season (6): | Wilhelm Breidenbach (So.); Denim Dawson (RFr.); |
| | Quaran McPherson (RFr.); Oleg Kojenets (RFr.); |
| | Sam Hoiberg (RFr.); Jeff Grace (RFr.) |
| First Season (4): | Henry Burt (Fr.); Cale Jacobson (Fr.) |
| | Jamarques Lawrence (Fr.); Ramel Lloyd Jr. (Fr.) |

BY STATE/COUNTRY

United States (13)

California (3): Wilhelm Breidenbach;
 Denim Dawson; Ramel Lloyd Jr.
 Illinois (1): Jeffrey Grace III
 Missouri (1): Derrick Walker
 Nebraska (4): Henry Burt; Sam Griesel;
 Sam Hoiberg; Cale Jacobsen
 New Jersey (2): Jamarques Lawrence; C.J. Wilcher
 New York (1): Quaran McPherson
 South Carolina (1): Juwan Gary

International (4)

Japan (1): Keisei Tominaga
 Lithuania (1): Oleg Kojenets
 Mali (1): Blaise Keita
 Canada (1): Emmanuel Bandoumel

RETURNING STARTERS (1)

(2021-22 statistics)

| Name, Pos. | Exp. | G-GS | MP-Avg. | FG-FGA (FG%) | 3FG-3FGA (3FG%) | FT-FTA (FT%) | Reb.-Avg. | A | TO | B | S | TP-Avg. |
|-----------------------|------|-------|----------|----------------|-----------------|--------------|-----------|----|----|----|----|---------|
| Derrick Walker Jr., F | 2VL | 32-32 | 843-26.3 | 129-189 (.683) | 0-1 (.000) | 45-62 (.726) | 193-6.0 | 45 | 53 | 29 | 24 | 303-9.5 |

OTHER RETURNING LETTERWINNERS (3)

(2021-22 statistics)

| Name, Pos. | Exp. | G-GS | MP-Avg. | FG-FGA (FG%) | 3FG-3FGA (3FG%) | FT-FTA (FT%) | Reb.-Avg. | A | TO | B | S | TP-Avg. |
|------------------------|------|-------|----------|---------------|-----------------|--------------|-----------|----|----|---|----|---------|
| C.J. Wilcher, G | 1VL | 32-2 | 786-24.6 | 92-199 (.462) | 52-128 (.406) | 22-35 (.629) | 73-2.3 | 26 | 31 | 3 | 25 | 258-8.1 |
| Keisei Tominaga, G | 1VL | 30-11 | 496-16.5 | 59-158 (.373) | 36-109 (.330) | 16-19 (.842) | 45-1.5 | 18 | 10 | 1 | 23 | 170-5.7 |
| Wilhelm Breidenbach, F | 1VL | 10-0 | 157-15.7 | 14-39 (.359) | 3-20 (.150) | 6-12 (.500) | 27-2.7 | 6 | 7 | 6 | 10 | 37-3.7 |

STARTERS LOST (4)

(2021-22 statistics)

| Name, Pos. | Exp. | G-GS | MP-Avg. | FG-FGA (FG%) | 3FG-3FGA (3FG%) | FT-FTA (FT%) | Reb.-Avg. | A | TO | B | S | TP-Avg. |
|---------------------|------|-------|------------|----------------|-----------------|----------------|-----------|-----|-----|----|----|----------|
| Alonzo Verge Jr., G | 1VL | 31-31 | 879-28.4 | 167-366 (.456) | 17-54 (.315) | 97-126 (.770) | 140-4.5 | 169 | 104 | 7 | 50 | 448-14.5 |
| Trey McGowens, G | 2VL | 17-16 | 455-26.8 | 36-88 (.409) | 7-19 (.368) | 36-58 (.621) | 69-4.1 | 26 | 26 | 4 | 27 | 115-6.8 |
| Lat Mayen, F | 2VL | 31-31 | 731-23.6 | 65-168 (.387) | 29-97 (.299) | 25-34 (.735) | 118-3.8 | 22 | 31 | 10 | 13 | 184-5.9 |
| Bryce McGowens, G | 1VL | 31-31 | 1,032-33.3 | 160-397 (.403) | 40-146 (.274) | 162-195 (.831) | 161-5.2 | 43 | 65 | 10 | 22 | 522-16.8 |

OTHER LETTERWINNERS LOST (6)

(2021-22 statistics)

| Name, Pos. | Exp. | G-GS | MP-Avg. | FG-FGA (FG%) | 3FG-3FGA (3FG%) | FT-FTA (FT%) | Reb.-Avg. | A | TO | B | S | TP-Avg. |
|---------------------|------|------|----------|---------------|-----------------|--------------|-----------|----|----|----|----|---------|
| Kobe Webster, G | 2VL | 30-1 | 601-20.0 | 63-168 (.375) | 35-97 (.361) | 24-36 (.667) | 44-1.5 | 39 | 28 | 0 | 15 | 185-6.2 |
| Eduardo Andre, F | 2VL | 30-0 | 344-11.5 | 36-63 (.571) | 0-1 (.000) | 22-42 (.524) | 96-3.2 | 9 | 33 | 16 | 17 | 94-3.1 |
| Trevor Lakes, G | 2VL | 8-0 | 71-8.9 | 4-14 (.286) | 3-13 (.231) | 1-2 (.500) | 7-0.9 | 2 | 1 | 1 | 2 | 12-1.5 |
| Keon Edwards, G/F | 1VL | 19-5 | 108-5.7 | 4-21 (.190) | 1-15 (.067) | 1-2 (.500) | 14-0.7 | 2 | 5 | 0 | 2 | 10-0.5 |
| #-Jackson Cronin, G | 1VL | 12-0 | 15-1.3 | 3-5 (.600) | 1-1 (1.000) | 0-2 (.000) | 1-0.1 | 0 | 0 | 0 | 0 | 7-0.6 |
| #-Chris McGraw, G | 1VL | 6-0 | 8-1.3 | 0-0 (.000) | 0-0 (.000) | 0-0 (.000) | 0-0.0 | 1 | 0 | 0 | 0 | 0-0.0 |

REDSHIRTS (4)

| Name, Pos. | Yr.-Exp. | Ht. | Wt. | Hometown (Last School) | Stats/Highlights |
|---------------------|----------|-----|-----|--|---|
| Quaran McPherson, G | RFr-RS | 6-3 | 197 | Queens, N.Y. (Link Year [Mo.] School) | 19.0 ppg, 4.0 rpg, 4.0 apg at Link Year Prep; Pangos All-American Festival Invitee in '20 |
| Oleg Kojenets, F | RFr-RS | 7-0 | 232 | Kaunas, Lithuania (Western Reserve Academy) | Lithuania U-19 member; 6.8 ppg, 4.0 rpg at Zalgiris at 2020 adidas Next Gen. Tourney |
| Denim Dawson, G/F | RFr-RS | 6-6 | 193 | San Bernardino, Calif. (Southern Calif. Academy) | Enrolled in Dec. 2021; 16 ppg, 5.0 rpg at Orange Lutheran High School in '21 |
| #-Sam Hoiberg, G | RFr-RS | 6-0 | 180 | Lincoln, Neb. (Pius X) | 14.9 ppg, 4.2 rpg, 3.8 apg and 2.0 spg to earn honorable-mention all-state honors in '21 |

NEWCOMERS (9)

| Name, Pos. | Yr.-Exp. | Ht. | Wt. | Hometown (Last School) | Stats/Highlights |
|---------------------------|----------|------|-----|---|--|
| Jamarques Lawrence, G | Fr-HS | 6-3 | 185 | Plainfield, N.J. (Roselle Catholic) | No. 145 nationally by Rivals; first-team all-state in New Jersey (15.9 ppg; 5.0 rpg; 3.5 apg; 1.8 spg) |
| Blaise Keita, F | So.-JC | 6-11 | 241 | Bamako, Republic of Mali (Coffeyville CC) | No. 4 JUCO by JucoRecruiting; 12.8 ppg, 9.8 rpg in 2021-22; 2021 Jayhawk Conf. Freshman of the Year in '21 |
| Ramel Lloyd Jr., G | Fr-HS | 6-6 | 204 | Woodland Hills, Calif. (Sierra Canyon) | No. 88 nationally by ESPN; Averaged 11.6 ppg, 4.0 rpg, 1.9 apg, 1.4 spg at Sierra Canyon HS |
| Sam Griesel, G/F | Sr-TR | 6-7 | 216 | Lincoln, Neb. (North Dakota State) | Three-year starter at North Dakota State; 1st-team All-Summit League in '22 (14.3 ppg; 6.6 rpg, 3.4 apg) |
| Juwan Gary, F | Jr-TR | 6-6 | 215 | Columbia, S.C. (Alabama) | Starter at Alabama in 2021-22 (6.5 ppg, 3.4 rpg; 16 blocked shots); 8 games with 10+ points in '21-22 |
| Emmanuel Bandomel, G | Sr-TR | 6-4 | 187 | Quebec City, Quebec (SMU) | Three-year starter at SMU; 10.6 ppg, 3.8 rpg, 1.8 apg in 2021-22; 70 3-pointer in 2021-22 |
| #-Jeffrey Grace III, G | RFr-TR | 6-3 | 195 | Elmhurst, Ill. (Arizona State) | Redshirted at Arizona State; 11.0 ppg; 5.0 rpg; 3.0 apg at York (Ill.) High School |
| #-Cale Jacobsen, G | Fr-HS | 6-4 | 194 | Ashland, Neb. (Ashland-Greenwood) | First-team All-Nebraska (17.9 ppg; 5.8 rpg; 6.1 apg); Totaled 1,481 career points in high school |
| #-Henry Burt, F | Fr-HS | 6-6 | 215 | Omaha, Neb. (Elkhorn South) | Honorable-mention all-state (12.6 ppg; 6.1 rpg); 17 double-figure games in 2021-22 |
| #-Walk-on student-athlete | | | | | |





Senior forward Derrick Walker led the Huskers in both rebounding and blocked shots in 2021-22. He also set a school record with a .683 field goal percentage.

When Nebraska Head Coach Fred Hoiberg reshaped his roster for the 2022-23 season, he prioritized adding not only size and experience, but also another trait that each of the Huskers' six scholarship additions had - a background in how to win.

"I thought it was important to not only get size and experience, but to get guys that have come from winning programs and guys that have played in the postseason," Hoiberg said. "Getting guys that physically have the size to compete at this level, but also have experience and come from winning programs."

Nebraska's three Division I transfers - **Sam Griesel**, **Juwan Gary** and **Emmanuel Bandoumel** - helped their respective schools to a combined .661 winning percentage and five postseason appearances in their collegiate careers. In addition, junior college transfer **Blaise Keita** led Coffeyville Community College to an NJCAA National title in 2021.

The philosophy even carried over to the Huskers' freshman class, as **Jamarques Lawrence** and walk-on **Cale Jacobson** won state titles in 2022, while **Ramel Lloyd Jr.**'s Sierra Canyon team finished the year ranked in the top-20 nationally.

The Huskers will rely on that veteran influx of size and experience in 2022-23, as NU returns just one starter - senior **Derrick Walker** - and four letterwinners from a year ago. Walker is NU's leading returning scorer and rebounder, as he averaged 9.5 points and a team-high 6.0 rebounds per game. Sophomore **C.J. Wilcher** led Nebraska with 52 3-pointers and shot over 40 percent from beyond the arc in averaging 8.1 points per game as NU's sixth man.

Two other returnees will look to make significant strides this season. Junior guard **Keisei Tominaga**

averaged 5.7 ppg while playing in 30 games, including 11 starts. He was third on the squad with 36 3-pointers and comes off a summer where he averaged over 15.0 points per game for the Japanese National Team. Sophomore forward **Wilhelm Breidenbach** is the Huskers' fourth returning letterwinner, as the former top-100 prospect returns after playing just 10 games before suffering a season-ending knee injury. He was cleared to practice in late July and has been impressive in early-season workouts.

A trio of redshirts who could find significant playing time include **Denim Dawson**, who arrived at winter break last season, along with **Oleg Kojenets** and walk-on **Sam Hoiberg**. **Quaran McPherson**, who also redshirted a year ago, was poised to find a spot in the Huskers' rotation until suffering a season-ending knee injury in August.

Of the transfers, Griesel was a first-team All-Summit League guard who has scored nearly 1,000 points at the Division I level, while Bandoumel was a double-figure scorer in each of the last two seasons at SMU. Gary averaged 6.5 points and 3.4 rebounds per game while making 16 starts for Alabama. Keita averaged 12.8 points and 9.8 rebounds per game in junior college last season.

Nebraska also adds a pair of freshmen as part of a top-30 recruiting class in Lloyd Jr. and Lawrence.

For the last two years, NU has relied on one or two guys to carry the offensive load. Hoiberg believes this group will have more balance similar to his Iowa State teams which had four or more players in double figures four of his five seasons.

"I think we've got a lot of guys that are capable of having big nights," Hoiberg said. "But ultimately, I think we're going to be very balanced."

FRONTCOURT

The Husker frontcourt will be the deepest it has been in Hoiberg's four seasons at Nebraska with the return of two-year starter **Derrick Walker** as well as sophomore **Wilhelm Breidenbach**, who played in 10 games before suffering a season ending injury, and redshirt freshman **Oleg Kojenets**. In addition, NU has junior college transfer **Blaise Keita**, who was one of the top JUCO recruits in the 2022 class, and walk-on **Henry Burt**.

Walker put together his best season at Nebraska in 2021-22, averaging 9.5 points and a team-high 6.0 rebounds per game. The 6-foot-9, 245-pound forward set a school record by shooting 68.3 percent from the field and ranked in the top 20 in the Big Ten in both rebounding and blocked shots (0.9 bpg). He tallied 18 double-figure efforts, including three double-doubles. Over NU's final five games, he averaged 11.0 points and 6.8 rebounds per game, including matching his career high with 16 points against Northwestern in the Big Ten Tournament. His leadership and experience will be valuable for the Husker frontcourt, as he has started all 48 games since becoming eligible in January of 2021.

"Derrick was one of the most efficient players not only in the Big Ten, but in the country last year," Hoiberg said. "He was phenomenal for us down the stretch and to bring back a guy of Derek's caliber with what he can provide for us all across the board is very important."

Breidenbach returns to action after suffering a knee injury last December, as he was cleared to practice in July. A former top-100 recruit, he averaged 3.7 points, 2.7 rebounds and 1.0 steals per game as the Huskers' top frontcourt reserve in 2021-22. He had a season-high nine points against Idaho and keyed NU's win over South Dakota with five rebounds and five steals in a season-high 21 minutes of action. Breidenbach is a savvy player who can both initiate offense and step out to the 3-point line.

"I thought Wilhelm was making great strides before his injury," Hoiberg said. "He wasn't available for live work for most of the summer, so he spent that time working on his body and adding strength. His explosiveness is better than it was when he arrived on campus. He has the size to post up smaller players as well



Wilhelm Breidenbach was the Huskers' top frontcourt reserve before a knee injury ended his season in December. He averaged 3.7 points, 2.7 rebounds and 1.0 steals per game.

as make plays off the bounce. I'm excited to see him go out and have a great year."

Kojenets took advantage of his redshirt season to adapt to the college game. The 7-foot, 232-pounder from Lithuania added 10 pounds during his first season and gives the Huskers a skilled big man. Kojenets possesses a good shooting touch, a high basketball IQ and comes from a basketball family, as both of his parents played Division I basketball.

"I thought Oleg had a really good year from a developmental standpoint," Hoiberg said. "He has worked on his body and also developed his outside shot. He is one of the hardest-working players on the team and will help our depth in the frontcourt."

Keita comes to Lincoln as one of the top junior college players in the nation. The 6-foot-11, 241-pound forward averaged 12.8 points and 9.8 rebounds per game at Coffeyville Community College last season. After missing the first half of the year with an injury, he closed the year with four double-doubles in his final five games and averaged more than 14 rebounds per game in that stretch. Two years ago, the Mali native led Coffeyville CC to the 2021 NJCAA National Championship with 27 points on 13-of-16 shooting, nine rebounds and four blocked shots in the title game. Keita's physicality will greatly help NU's rebounding and defense, and he has shown to be a quick learner since arriving to campus.

"Blaise is our most physical player and is someone who goes after the ball on both ends," Hoiberg said. "The thing that has been really impressive is how quickly he's picked things up which is not easy to do when you go up a level like he did. He has great size and a tremendous feel, especially on the defensive end of the floor."

Burt walked on to the Husker program and will provide depth in the frontcourt in his first season. He helped Elkhorn South High School to its first-ever Class A state tournament appearance in 2021-22, averaging 12.6 points and 6.1 rebounds per game.

BACKCOURT

While Nebraska has to replace a pair of starters in Trey McGowens and Alonzo Verge, the Huskers will boast

an experienced backcourt in 2022-23. Nebraska added a pair of grad transfers in **Sam Griesel** and **Emmanuel Bandoumel**, while **Keisei Tominaga** returns after starting 11 games for the Big Red last season. NU also returns redshirt freshmen **Quaran McPherson** and **Sam Hoiberg** and adds a trio of newcomers in **Jamarques Lawrence**, **Cale Jacobsen** and **Jeffrey Grace**.

Griesel makes the return to his hometown, as he joins the Huskers for his final collegiate season. A 6-foot-7 guard, Griesel spent the last four seasons at North Dakota State, earning All-Summit League honors in each of the past two seasons. Last season, he earned first-team All-Summit League honors, averaging 14.3 points, 6.6 rebounds and 3.4 assists per game. He ranked in the top five of the Summit League in both rebounds and assists per game. He totaled 20-or-more points 10 times, including six of the final eight games of the season. His combination of size, strength, and basketball IQ makes him a tough matchup. Griesel started 87 games at North Dakota State and was a starter on NDSU's 2019 NCAA Tournament team as a true freshman. The Lincoln East product will be the first Lincoln native to start for the Huskers since Jake Muhleisen in the early 2000s.

"When you have a lead guard with Sam's size, it opens up so many opportunities on both ends," Hoiberg said. "Sam is a tough, unselfish kid and the only thing he cares about is winning. To have that maturity is impressive and he's a guy who will do whatever it takes for the team to win."

Bandoumel comes to the Husker program as a graduate transfer after spending the last three years at SMU. A three-year starter at guard for the Mustangs, he averaged 10.6 points, 3.8 rebounds and 1.8 assists per game in 2021-22, while ranking second on the team with 70 three-pointers and shooting over 35 percent from beyond the arc. A solid two-way performer, he has been a part of SMU teams that reached postseason play in each of the last two seasons and has impressed the coaches with his leadership qualities.

"Emmanuel is as good a leader as I have had at the college level," Hoiberg said. He reminds me a lot of the guys I had at Iowa State from a leadership and culture

perspective. He gives us positional size at the guard spot and has the size and athleticism to guard several positions. Offensively, he is a good 3-point shooter and can play either on or off the ball."

Tominaga returns after making a solid impact in his first season as a Husker, making 30 appearances, including 11 starts. He averaged 5.7 points per game and ranked third on the team with 36 3-pointers. He had seven double-figure efforts, including a season-high 23 points against South Dakota when he hit 8-of-11 shots from the field. The 6-foot-2 guard enjoyed a strong summer competing for the Japanese National Team, averaging 15.9 ppg and shooting 39 percent from 3-point range. His breakout summer was highlighted by a 33-point effort, including eight 3-pointers, in a loss to Australia in the 2022 Asia Cup quarterfinals. With a year of experience under his belt, he is poised to make a significant impact.

"Keisei had an unbelievable summer with the Japanese national team, and I think that did wonders for his confidence," Hoiberg said. "He's used to the speed and size of the Big Ten, and I think the summer he had was very beneficial to his game."

One of two top-150 recruits in the Huskers' 2023 class, Lawrence comes from national power Roselle Catholic in New Jersey. He helped the school to a 29-3 record, a state title and a top-10 national ranking by both USA Today and Max Preps. He averaged 15.9 points, 5.0 rebounds and 3.5 assists per game as a senior en route to first-team all-state accolades. He averaged more than two 3-pointers per game and tallied eight 20-point games in 2021-22. His shot-making ability gives him an opportunity to see the court early in his college career.

"Jamarques can really shoot the basketball," Hoiberg said. "He is a guy who can put the ball on the deck and picks up concepts quickly. He's probably made as big of strides as anyone since we started back this summer and has a bright future ahead of him."

McPherson was in the running for minutes at guard after a strong summer before he suffered a season-ending knee injury in August. McPherson, who redshirted in 2021-22, spent a postgrad year at Link Year (Mo.) School, where he helped his team to a 26-4 record and runner-up honors at the 2021 Post Grad Nationals. He averaged 19 points, four rebounds and four assists per game in 2021-22, and showed his tenacity and toughness running the scout team during his redshirt season.

"Quaran's injury was tough because of the work he put in over the last year," Hoiberg said. "For him, the goal is to get healthy and be someone who can help lift the team up from the bench."

Sam Hoiberg returns to the program after redshirting during the 2021-22 season. The 6-foot guard walked on to the Husker program and helped run the scout team during drills. The son of Head Coach Fred Hoiberg, Sam starred at Lincoln Pius X High School, averaging 14.9 points, 4.2 rebounds and 3.8 assists per game to help the school to the 2021 Class A state tournament. He could push for playing time in the wake of McPherson's injury.

"I thought Sam did a really good job for us during his redshirt season," Hoiberg said. "He's played a lot of point since Quaran's injury and has done a good job of making plays and has shot the ball better. We will see how things go, but he is in the running for the backup guard spot."



Keisei Tominaga played in 30 games, including 11 starts, in his first season at Nebraska. He was third on the team with 36 3-pointers.



C.J. Wilcher reached double figures 13 times in 2021-22 and topped NU with 52 3-pointers while shooting over 40 percent from beyond the arc.

Jacobsen walked on to the Husker program after turning down several Division I offers. The 6-foot-4 guard earned first-team All-Nebraska honors from the Omaha World-Herald, averaging 17.9 points, 5.8 rebounds and 6.1 assists per game to lead Ashland-Greenwood to a 27-1 record and a Class C-1 state title. He scored nearly 1,500 career points despite missing almost all of his junior year with a torn ACL. Jacobsen has put himself in position to potentially earn playing time as a freshman.

“Cale is a really tough kid with great size for a point guard at 6-4,” Hoiberg said. “He’s got good explosiveness and a really strong body, especially for a freshman. He has a great feel for the game, and we are excited about his potential.”

Grace joins the program as a walk-on after redshirting last season at Arizona State playing for Bobby Hurley. The Elmhurst, Ill., native was a two-time West Suburban Conference honoree as he averaged 11 points, five rebounds and three assists per game as a senior. A former AAU teammate of Sam Hoiberg, Grace will give the Huskers’ additional backcourt depth.

WINGS

With the departure of NBA draft pick Bryce McGowens and senior Lat Mayen, who returned home to play professionally, the Huskers will have a different look on the wing in 2022-23. McGowens earned All-Big Ten honors as a true freshman, while Mayen was a two-year starter for the Big Red. Third-year sophomore **C.J. Wilcher** headlines the returnees, as he played in every game last season, while NU will rely on Alabama transfer **Juwan Gary** and freshmen **Denim Dawson** and **Ramel Lloyd Jr.** for significant minutes.

Wilcher made a significant mark in his first season as a Husker after transferring from Xavier. He averaged 8.1 points per game while shooting 46 percent from the field and 41 percent from 3-point range as the Huskers’ sixth man. The 6-foot-5 guard reached double figures 13 times, including a career-high 17 points against Auburn. Wilcher, who shot 43 percent from 3-point range, averaged nearly 10 points per game over NU’s final five contests, shooting 60 percent from the floor in that stretch. Wilcher worked hard on reshaping his body in the offseason, losing nearly 15 pounds which has helped his quickness and athleticism.

“The big thing with C.J. is he really bought into the nutrition plan that was laid out for him and in the weight room working with (strength coach) Kurt Joseph,” Hoiberg said. “He feels better playing in long stretches and he’s quicker and that has to do with the work he put in during the offseason. He’s been one of our more consistent players, and I’m excited to see that hard work pay off for him.”

Gary comes to Nebraska after spending the last three seasons at Alabama, helping the Crimson Tide to a pair of NCAA appearances. The 6-foot-6 junior averaged 6.5 points and 3.4 rebounds per game in 29 games, including 16 starts, last season. A former top-100 recruit, Gary is a hard-nosed player who is not afraid to do the little things to help teams win. He had eight double-figure games in 2021-22, including a season-high 19 points in wins against Houston and Florida. Gary’s combination of size and athleticism gives the Huskers a different dimension on the wing.

“Juwan gives us an experienced player who has played in some big games in his time at Alabama,” Hoiberg said. “He is one of the better offensive rebounders I’ve been around and is willing to defend. He’s really worked on his shot in the offseason and has shown growth in that area.”

Dawson, originally a member of the Huskers’ 2022 recruiting class, enrolled at Nebraska in December of 2021. A 6-foot-6, 193-pound forward, Dawson impressed the coaches during his redshirt season with his hustle and his defensive acumen, as he played on the scout team. As a senior in 2020-21, Dawson averaged 16 points and five rebounds per game at Orange Lutheran High School. He will look for an expanded role this season after getting a head start on his college career.

“Denim is our best perimeter defender and is as athletic as anyone on our roster,” Hoiberg said. “He has done everything we’ve asked of him, and we know he’s going to play his role well. He competes on every possession and does a good job of rebounding.”

Lloyd is the headliner of the Huskers’ freshmen class which was ranked in the top-30 nationally by several recruiting services. Lloyd, a 6-foot-6 guard, was ranked No. 88 nationally by ESPN.com and was a top-100 recruit in the 247Sports Composite rankings. Last season, he averaged 11.6 points, 4.0 rebounds and 1.9 assists per

game playing for a Sierra Canyon team which finished No. 17 in the final USA Today Super 25. He was a two-year starter on a star-studded team which featured five Division I signees, including a pair of McDonald’s All-Americans. Lloyd’s combination of size and versatility could allow him to play several positions in the Husker lineup, depending on the matchup.

“Ramel is a versatile player especially for a guy that’s his age,” Hoiberg said. “The biggest thing for him is how quickly he can adjust to the size and physicality at this level, especially in the Big Ten. He possesses a tremendous skill set, and we are excited about his potential.”

SCHEDULE

The Huskers will be prepared for Big Ten play with a non-conference slate which features two road trips to Big East programs, a neutral-site matchup against Kansas State in Kansas City as well as a challenging field in the ESPN Events Invitational.

“We will learn alot about ourselves early with this non-conference schedule,” Hoiberg said. “Playing three high-level opponents in Orlando, as well as road games at St. John’s and Creighton will provide us with some early season tests away from home. I’m excited for it because it will show us what we have and will prepare us for Big Ten play.”

After opening with a pair of home games, NU will travel to Queens, N.Y., for a matchup with St. John’s in the Gavitt Tipoff Games on Nov. 17. The following week, the Huskers travel to Orlando for the ESPN Events Invitational with a first-round matchup against Oklahoma on the docket. NU will face either Memphis or Seton Hall the following day and the field also includes Florida State, Ole Miss, Siena and Stanford. Following the trip to Orlando, the Huskers will host Boston College in the ACC/Big Ten Challenge (Nov. 30) before traveling to Omaha on Dec. 4 for the annual matchup with Creighton.

Nebraska will open Big Ten play at conference favorite Indiana (Dec. 7) before hosting Purdue (Dec. 10) prior to final exams. The Huskers close non-conference action with a pair of games, including a matchup with Kansas State in Kansas City, before hosting Iowa on Dec. 29.

Nebraska’s January schedule is road heavy with six of the Huskers’ nine contests on the road, including matchups at Michigan State (Jan. 3), Purdue (Jan. 13) and Illinois (Jan. 31). NU also travels to Minnesota (Jan. 7), Penn State (Jan. 21) and Maryland (Jan. 28) and hosts Illinois (Jan. 10), Ohio State (Jan. 18) and Northwestern (Jan. 24) at PBA.

In February, the Huskers play five of their seven games at PBA, including four weekend home matchups. The first half of the month features home games against Penn State (Feb. 5) and Wisconsin (Feb. 11) as well as trips to Michigan (Feb. 8) and Rutgers (Feb. 14). Nebraska will close out the home schedule with a three-game homestand, taking on Maryland (Feb. 19), Minnesota (Feb. 25) and Michigan State (Feb. 28). The Huskers close the regular season at Iowa on Sunday, March 5, before heading to Chicago for the 2023 Big Ten Basketball Tournament.

► For the second straight season, Nebraska pulled in a top-30 national recruiting class, as the 2022 class was rated No. 28 by Rivals. The class included incoming freshmen Ramel Lloyd Jr. and Jamarques Lawrence, as well as junior college transfer Blaise Keita. It also included Denim Dawson, who signed with Nebraska in November and enrolled for the start of the spring 2022 semester.

Lloyd was ranked No. 88 nationally by ESPN and was a top-100 recruit in the 247Sports Composite rankings, while Lawrence was ranked among the top 150 players by Rivals at the end of his senior season. Keita was ranked as the No. 1 overall JUCO player by 247Sports and No. 4 by JUCORecruiting.com. The Huskers' 2021 freshmen class was ranked as high as 13th nationally by ESPN and also earned top-25 recognition by 247Sports and Rivals.

► Nebraska also added a trio of Division I transfers in the offseason in Sam Griesel (North Dakota State), Emmanuel Bandoumel (SMU) and Juwan Gary (Alabama). The trio has combined for nearly 2,000 points and 1,000 rebounds in their college career. If history is any indication, it will be likely that one of these three will pace NU in scoring, as a newcomer has topped the Husker scoring chart in each of the past three seasons under Fred Hoiberg. Of the eight players who have averaged double figures under Hoiberg, all eight have been in their first year of competition at Nebraska.

Adding Experience

| Player | School | GP/Starts | Points | Rebounds | Assists |
|--------------------|---------|----------------|--------------|------------|------------|
| Sam Griesel | NDSU | 99/87 | 976 | 558 | 225 |
| Emmanuel Bandoumel | SMU | 80/68 | 712 | 256 | 114 |
| Juwan Gary | Alabama | 59/18 | 303 | 184 | 14 |
| Totals | | 238/173 | 1,991 | 998 | 353 |

► One trait of a Fred Hoiberg coached team is to play at a fast pace. The Huskers have led the Big Ten in pace in each of the last three seasons according to KenPom, including top-20 rankings in 2019-20 (16th) and 2021-22 (19th). NU has been the only Big Ten team to rank in the top-50 in any of the past three seasons. In his eight seasons as a college head coach, Hoiberg's teams have ranked in the top-50 in tempo six times, including four times in the top-20.

Prior to Hoiberg's arrival, the last time a Husker team was in the top-100 nationally in tempo according to KenPom was in 1999-2000 under Danny Nee.

Playing with Pace (Adjusted Tempo per KenPom)

| Year | Hoiberg-Coached Team | Big Ten Leader |
|---------|----------------------|------------------|
| 2010-11 | Iowa State (34th) | Iowa (100th) |
| 2011-12 | Iowa State (128th) | Iowa (70th) |
| 2012-13 | Iowa State (30th) | Iowa (95th) |
| 2013-14 | Iowa State (12th) | Iowa (29th) |
| 2014-15 | Iowa State (10th) | Minnesota (47th) |
| 2019-20 | Nebraska (16th) | Same |
| 2020-21 | Nebraska (35th) | Same |
| 2021-22 | Nebraska (19th) | Same |

► Nebraska returns one of the most efficient big men in college basketball in Derrick Walker. The 6-foot-9 forward averaged 9.6 points per game on 68.3 percent shooting from the field in 2021-22. He broke NU's single-season field-goal percentage that was held by Larry Cox since the 1975-76 season. Walker was the only Big Ten player and one of just 14 players in Division I to shoot at least 65 percent and average at least eight points per game last season.

NU Single-Season Field Goal Leaders

| No. | Player (Year) | Pct. |
|-----|--------------------------|------|
| 1. | Derrick Walker (2021-22) | .683 |
| 2. | Larry Cox (1975-76) | .672 |
| 3. | Dave Hoppen (1984-85) | .646 |
| 4. | Kimani Ffriend (2000-01) | .623 |
| 5. | Dave Hoppen (1985-86) | .616 |

► Nebraska's 2022-23 roster will once again have an international flavor, as it will feature a quartet of international players in Emmanuel Bandoumel (Canada), Blaise Keita (Mali), Keisei Tominaga (Japan) and Oleg Kojenets (Lithuania). During Fred Hoiberg's four seasons at Nebraska, the Huskers have had players from nine countries (Australia, Canada, England, France, Iceland, Japan, Lithuania, Mali and Slovenia).

► Nebraska will be tested during the regular season with 16 games against teams that reached postseason play in 2021-22. The Big Ten had nine NCAA teams in 2021-22, and Nebraska will face that group a combined 13 times (Illinois-2, Iowa-2, Michigan State-2,

Purdue-2, Indiana, Michigan, Ohio State, Rutgers and Wisconsin). In non-conference action, NU will travel to Creighton for the annual intrastate matchup with the Bluejays and play two games against postseason qualifiers as part of the ESPN Events Invitational. The Huskers will square off with Oklahoma in the first round and will face either Seton Hall or Memphis the following day.

► For the second straight year, Nebraska's jerseys will feature graduate patches for the student-athletes who have already received their undergraduate degrees. Nebraska will have three college graduates on its 2022-23 roster in Derrick Walker, Sam Griesel and Emmanuel Bandoumel. Walker, who graduated in May of 2021, is in his fourth season at Nebraska while Griesel (North Dakota State) and Bandoumel (SMU) both received their undergraduate degrees in May of 2022.

► Bryce McGowens became the second Husker drafted in as many years, as he was the No. 40 pick of the Charlotte Hornets. McGowens became the highest drafted Husker since Tyronn Lue in 1998. With Delano Banton being selected in the 2021 draft, Nebraska has had draft picks in consecutive years for the first time since 1998-99.

McGowens averaged 16.8 points and 5.2 rebounds per game as a true freshman, ranking third in the NCAA among true freshmen scorers. The top two true freshmen in scoring were Paolo Banchemo (Duke) and Jabari Smith (Auburn) and those two were picked first and third, respectively, in the 2022 NBA Draft.

McGowens was one of nine Big Ten players selected in the 2022 NBA Draft. The nine picks were the most of any conference and the highest total since 10 Big Ten players were selected in the 1990 NBA Draft.

Highest Drafted Huskers in NBA Draft

| No. | Player | Year | Round |
|-----|-----------------|------|-------|
| 14 | Rich King | 1991 | 1 |
| 15 | Eric Piatkowski | 1994 | 1 |
| 23 | Tyronn Lue | 1998 | 1 |
| 23 | Stu Lantz | 1968 | 3 |
| 33 | Marvin Stewart | 1971 | 2 |
| 40 | Bryce McGowens | 2022 | 2 |

► Since moving into Pinnacle Bank Arena, the Huskers have been among the national leaders in attendance. The Huskers have ranked in the top 15 in attendance every year since 2013-14, ranking in the top 10 on three occasions, most recently 2021-22.

Nebraska is one of nine schools in the country to average 15,000+ fans per contest in each of the last seven seasons (2014-20, 2022), joining Kentucky, Syracuse, North Carolina, Wisconsin, Indiana, Kansas and Creighton. The NCAA did not count attendance figures during the 2020-21 season because of Covid-19.

Filling Up Pinnacle Bank Arena

| Season | Average | NCAA Rank |
|---------|---------|-----------|
| 2013-14 | 15,419 | 13th |
| 2014-15 | 15,569 | 10th |
| 2015-16 | 15,430 | 11th |
| 2016-17 | 15,427 | 11th |
| 2017-18 | 15,494 | 11th |
| 2018-19 | 15,341 | 10th |
| 2019-20 | 15,605 | 11th |
| 2021-22 | 15,283 | 10th |

► Keisei Tominaga spent most of the summer playing with the Japanese Senior National Team for the first time. The 6-foot-2 guard made his debut in the FIBA World Cup Asia qualifier in early July and then starred for Japan in the 2022 Asia Cup. In seven games with the Senior National Team, Tominaga averaged 15.9 points per game while shooting 39.3 percent from the 3-point line. His best performance came against Australia in the Asia Cup quarterfinals, when he poured in 33 points on 12-of-20 shooting, including 8-of-15 from 3-point range. His performance helped Japan to its best Asia Cup finish since 2015.

► Nebraska has enjoyed success in the classroom under Fred Hoiberg. Over the past three years, NU has had nine players earn Academic All-Big Ten honors, including four in each of the past two years. Last year, four members of the 2021-22 squad (Trevor Lakes, Lat Mayen, Chris McGraw and Kobe Webster) received either undergraduate or graduate degrees. In addition, Shamiel Stevenson, who played at NU in Hoiberg's first two seasons, finished his degree while playing overseas.

N 2022-23 NEBRASKA BASKETBALL BASKETBALL SCHEDULE

OUTLOOK

| Date | Opponent | Location | Television/Internet | Time |
|------------------------|--|--|---------------------|------------------|
| Sun., Oct. 23 | Chadron State (exhibition) | Lincoln, Neb. (Pinnacle Bank Arena) | B1G+ | 1 p.m. |
| Sun., Oct. 30 | at Colorado (charity exhibition) | Boulder, Colo. (CU Events Center) | | 5 p.m. |
| Mon., Nov. 7 | Maine | Lincoln, Neb. (Pinnacle Bank Arena) | B1G+ | 7 p.m. |
| Thurs., Nov. 10 | Omaha | Lincoln, Neb. (Pinnacle Bank Arena) | B1G+ | 7 p.m. |
| Thurs., Nov. 17 | at St. John's (Gavitt Tipoff Games) | Queens, N.Y. (Carnesecca Arena) | FS1 | 5:30 p.m. |
| Sun., Nov. 20 | Arkansas-Pine Bluff | Lincoln, Neb. (Pinnacle Bank Arena) | BTN | 2:30 p.m. |
| Thurs., Nov. 24 | vs. Oklahoma (ESPN Events Invitational) | Orlando, Fla. (State Farm Field House) | ESPN | 4 p.m. |
| Fri., Nov. 25 | vs. Seton Hall/Memphis (ESPN Events Invitational) | Orlando, Fla. (State Farm Field House) | ESPNNEWS/ESPN2 | 4:30/7 p.m. |
| Sun., Nov. 27 | vs. TBA (ESPN Events Invitational) | Orlando, Fla. (State Farm Field House) | TBA | TBA |
| Wed., Nov. 30 | Boston College (ACC/B1G Challenge) | Lincoln, Neb. (Pinnacle Bank Arena) | ESPNU | 8:15 p.m. |
| Sun., Dec. 4 | at Creighton | Omaha, Neb. (CHI Health Center) | FS1 | 3:30 p.m. |
| Wed., Dec. 7 | at Indiana * | Bloomington, Ind. (Simon Skjodt Assembly Hall) | BTN | 7:30 p.m. |
| Sat., Dec. 10 | Purdue * | Lincoln, Neb. (Pinnacle Bank Arena) | BTN | 1:15 p.m. |
| Sat., Dec. 17 | vs. Kansas State | Kansas City, Mo. (T-Mobile Arena) | Big 12 Now | 6:30 p.m. |
| Tues., Dec. 20 | vs. Queens University (Battle in the Vault) ^ | Lincoln, Neb. (Pinnacle Bank Arena) | B1G+ | 6:30 p.m. |
| Thurs., Dec. 29 | Iowa * | Lincoln, Neb. (Pinnacle Bank Arena) | BTN | 6 p.m. |
| Tues., Jan. 3 | at Michigan State * | East Lansing, Mich. (Breslin Center) | BTN | 6 p.m. |
| Sat., Jan. 7 | at Minnesota * | Minneapolis, Minn. (Williams Arena) | BTN | 11 a.m. |
| Tues., Jan. 10 | Illinois * | Lincoln, Neb. (Pinnacle Bank Arena) | BTN | 8 p.m. |
| Fri., Jan. 13 | at Purdue * | West Lafayette, Ind. (Mackey Arena) | BTN | 6 p.m. |
| Wed., Jan. 18 | Ohio State * | Lincoln, Neb. (Pinnacle Bank Arena) | BTN | 6 p.m. |
| Sat., Jan. 21 | at Penn State * | University Park, Pa. (Bryce Jordan Center) | BTN | 1:15 p.m. |
| Tues., Jan. 24 | Northwestern * | Lincoln, Neb. (Pinnacle Bank Arena) | BTN | 7:30 p.m. |
| Sat., Jan. 28 | at Maryland * | College Park, Md. (XFINITY Center) | BTN | 3:30 p.m. |
| Tues., Jan. 31 | at Illinois * | Champaign, Ill. (State Farm Center) | BTN | 6:30 p.m. |
| Sun., Feb. 5 | Penn State * | Lincoln, Neb. (Pinnacle Bank Arena) | BTN | 3:30 p.m. |
| Wed., Feb. 8 | at Michigan * | Ann Arbor, Mich. (Crisler Center) | BTN | 5:30 p.m. |
| Sat., Feb. 11 | Wisconsin * | Lincoln, Neb. (Pinnacle Bank Arena) | BTN | 3 p.m. |
| Tues., Feb. 14 | at Rutgers * | Piscataway, N.J. (Jersey Mike's Arena) | BTN | 7 p.m. |
| Sun., Feb. 19 | Maryland * | Lincoln, Neb. (Pinnacle Bank Arena) | FS1 | 4 p.m. |
| Sat., Feb. 25 | Minnesota * | Lincoln, Neb. (Pinnacle Bank Arena) | BTN | 2:30 p.m. |
| Tues., Feb. 28 | Michigan State * | Lincoln, Neb. (Pinnacle Bank Arena) | BTN | 8 p.m. |
| Sun., March 5 | at Iowa * | Iowa City, Iowa (Carver-Hawkeye Arena) | BTN | 1 p.m. |

BIG TEN TOURNAMENT

| | | | | |
|-----------------|----------------------------------|------------------------------|-----------------|--------------------------|
| Wed., March 8 | Big Ten Tournament First Round | Chicago, Ill (United Center) | Big Ten Network | 5:30/8 p.m. |
| Thurs., March 9 | Big Ten Tournament Second Round | Chicago, Ill (United Center) | Big Ten Network | 11 a.m./1:30/5:30/8 p.m. |
| Fri., March 10 | Big Ten Tournament Quarterfinals | Chicago, Ill (United Center) | Big Ten Network | 11 a.m./1:30/5:30/8 p.m. |
| Sat., March 11 | Big Ten Tournament Semifinals | Chicago, Ill (United Center) | CBS | Noon/2:30 p.m. |
| Sun., March 12 | Big Ten Tournament Championship | Chicago, Ill (United Center) | CBS | 2:30 p.m. |

NCAA TOURNAMENT

| | | | | |
|--------------------------|----------------------------|------------------------------|-------------------|-------------|
| Tues.-Wed., March 14-15 | NCAA First Four | Dayton, Ohio (UD Arena) | TruTV | 5:30/8 p.m. |
| Thurs.-Fri., March 16-17 | NCAA First Round | Various Sites | CBS/TruTV/TNT/TBS | TBA |
| Sat.-Sun., March 18-19 | NCAA First Round | Various Sites | CBS/TruTV/TNT/TBS | TBA |
| Thurs.-Fri., March 23-24 | NCAA Sweet 16 | Various Sites | CBS/TBS | TBA |
| Sat.-Sun., March 25-26 | NCAA Elite Eight | Various Sites | CBS/TBS | TBA |
| Sat., April 1 | NCAA Final Four | Houston, Texas (NRG Stadium) | CBS | 5/7:40 p.m. |
| Mon., April 3 | National Championship Game | Houston, Texas (NRG Stadium) | CBS | 8 p.m. |

Schedule as of Sept. 27, 2022; **Home games in red and bold**; All times listed are Central; *-Big Ten Conference games; ^-Battle in the Vault, not included in 2022-23 season-ticket packages. All games carried on the Huskers Radio Network, on Huskers.com and on the official Huskers app. For updated schedule/broadcast information, visit Huskers.com.



The Big Ten Tournament will return to the United Center (left) in Chicago for the first time since 2019. In 2024, the Target Center (right) in Minneapolis will host the tournament for the first time.

2022-23
HUSKERS



DERRICK
WALKER



DERRICK WALKER

#13

FORWARD | 6-9 | 245 | SENIOR

HOMETOWN: KANSAS CITY, MO.
 PREVIOUS SCHOOL: TENNESSEE

2022-23 HUSKERS

- School Record Holder for Most Consecutive Field Goals Made (15, Nov. 21-27, 2021)
- School Record Holder for Single-Season Field Goal Percentage (.683, 2021-22)
- Academic All-Big Ten (2021, 2022)
- University of Nebraska Graduate (May 2021)
- Nebraska Scholar-Athlete Honor Roll (Fall 2020; Spring 2020, 2021)
- NU Academic Medallion (2022, Bronze)
- Tom Osborne Citizenship Team (2020, 2022)
- Big Ten Sportsmanship Award Nominee (2022)

2022-23 OUTLOOK

Derrick Walker is unquestionably the veteran leader for the Huskers heading into the 2022-23 season. A two-year starter, he enjoyed his best season as a collegian last season, averaging 9.5 points and 6.0 rebounds per game while shooting a school record 68.3 percent from the field. The 6-foot-9 forward reached double figures 18 times, including a trio of double-doubles, and ranked in the top 20 in the Big Ten in both rebounding and blocked shots. Walker can also help the Huskers initiate offense, as NU ran much of its offense through Walker in the post during the second half of the season. Walker, who has played in 112 games in his college career, should have more help on the interior this year with the return of Wilhelm Breidenbach, who missed most of last season with a knee injury, and the addition of junior college transfer Blaise Keita.

CAREER HIGHS (INCLUDES TENNESSEE)

| | |
|-------------|--------------------------------|
| Points | 16, Three times (last, 3/9/22) |
| Rebounds | 13, at NC State (12/1/21) |
| Field Goals | 8, at Michigan State (1/5/22) |
| Free Throws | 8, vs. Northwestern (3/9/22) |
| 3-point FG | N/A |
| Assists | 6, vs. Penn State (3/10/21) |
| Steals | 4, Ohio State (1/2/22) |
| Blocks | 3, Two times (last, 12/22/22) |
| Minutes | 50, at NC State (12/1/21) |

2021-22 (JUNIOR)

Walker gave the Huskers a valuable inside presence, as he started all 32 games and averaged 9.5 points, along with team bests in both rebounds (6.0) and blocked shots (0.9) per game. For his efforts, he was 10th in the Big Ten in blocked shots and 16th in rebounding. Walker shot 68.3 percent from the field, breaking NU's single-season field goal mark which had been on the books since the 1975-76 season. Walker posted career bests in every category, most notably improving his free throw percentage from 46 to 72 percent while shooting nearly as many free throws in 2021-22 as he did in his first three seasons of

CAREER STATS

vs. All Opponents

| Year | G-GS | MP | Avg. | FG | FGA | Pct. | 3FG | 3FGA | Pct. | FT | FTA | Pct. | Rebounds | | | RPG | F-DQ | A | TO | B | S | Pts. | Avg. |
|-------------------|---------------|-------------|-------------|------------|------------|-------------|----------|----------|-------------|-----------|------------|-------------|------------|------------|------------|------------|--------------|-----------|------------|-----------|-----------|------------|------------|
| | | | | | | | | | | | | | Off. | Def | Total | | | | | | | | |
| 2017-18* | 34-0 | 299 | 8.8 | 28 | 47 | .596 | 0 | 0 | .000 | 10 | 25 | .400 | 29 | 46 | 75 | 2.2 | 43-0 | 9 | 21 | 7 | 3 | 66 | 1.9 |
| 2018-19* | 30-0 | 160 | 5.3 | 10 | 19 | .526 | 0 | 0 | .000 | 5 | 19 | .263 | 8 | 24 | 32 | 1.1 | 28-0 | 7 | 6 | 3 | 6 | 25 | 0.8 |
| 2020-21 | 16-16 | 332 | 20.8 | 42 | 70 | .600 | 0 | 1 | .000 | 10 | 22 | .455 | 23 | 52 | 75 | 4.7 | 48-1 | 25 | 26 | 13 | 13 | 94 | 5.9 |
| 2021-22 | 32-32 | 843 | 26.3 | 129 | 189 | .683 | 0 | 1 | .000 | 45 | 62 | .726 | 65 | 128 | 193 | 6.0 | 93-4 | 45 | 53 | 29 | 24 | 303 | 9.5 |
| Neb. Total | 48-48 | 1175 | 24.5 | 171 | 259 | .660 | 0 | 2 | .000 | 55 | 84 | .655 | 88 | 180 | 268 | 5.6 | 141-5 | 70 | 79 | 42 | 37 | 397 | 8.3 |
| All* | 112-48 | 1634 | 14.6 | 209 | 325 | .643 | 0 | 2 | .000 | 70 | 128 | .547 | 125 | 250 | 375 | 3.3 | 212-5 | 86 | 106 | 52 | 46 | 488 | 4.4 |

vs. Big Ten Opponents

| Year | G-GS | MP | Avg. | FG | FGA | Pct. | 3FG | 3FGA | Pct. | FT | FTA | Pct. | Rebounds | | | RPG | F-DQ | A | TO | B | S | Pts. | Avg. |
|--------------|--------------|------------|-------------|------------|------------|-------------|----------|----------|-------------|-----------|-----------|-------------|-----------|------------|------------|------------|--------------|-----------|-----------|-----------|-----------|------------|------------|
| | | | | | | | | | | | | | Off. | Def | Total | | | | | | | | |
| 2020-21 | 15-15 | 302 | 20.1 | 39 | 64 | .609 | 0 | 1 | .000 | 8 | 19 | .421 | 18 | 50 | 68 | 4.5 | 44-1 | 19 | 24 | 12 | 12 | 86 | 5.7 |
| 2021-22 | 20-20 | 514 | 25.7 | 81 | 128 | .633 | 0 | 0 | .000 | 17 | 26 | .654 | 41 | 70 | 111 | 5.6 | 61-3 | 28 | 30 | 10 | 15 | 179 | 9.0 |
| TOTAL | 35-35 | 816 | 23.3 | 120 | 192 | .625 | 0 | 1 | .000 | 25 | 45 | .556 | 59 | 120 | 179 | 5.1 | 105-4 | 47 | 54 | 22 | 27 | 265 | 7.6 |

* Includes years at Tennessee

college basketball. Walker had 18 double-figure games, including three double-doubles (at NC State, vs. No. 18 Auburn, No. 13 Ohio State).

Walker played some of his best basketball at the end of the season, averaging 11.0 points on 73 percent shooting and 6.8 rebounds per game over the final five games. He matched his career high with 16 points, including 8-of-9 shooting from the foul line, and added seven rebounds and two blocked shots against Northwestern in the Big Ten Tournament. He keyed NU's one-point win at No. 10 Wisconsin on March 6, scoring 12 of his 15 points in the first half and adding seven caroms on March 6.

During non-conference action, Walker strung together five straight double-figure performances, a stretch where he shot 86 percent (30-35) from the field. Walker tied or set career scoring highs in three straight games, including a 16-point game against Tennessee State on Nov. 23 when he was a perfect 7-of-7 from the field. It was part of a three-game stretch where he matched a school mark with 15 consecutive field goals. The stretch was capped with Walker's first double-double, as he had 12 points and a career-high 13 rebounds in 50 minutes in a four OT game at NC State on Dec. 1. Walker played one of his best games of the year against No. 18 Auburn at Holiday Hoopsgiving, finishing with 10 points, 10 rebounds, four assists, two blocks and two steals.

In Big Ten action, he ranked third on the team in scoring at 9.0 points while topping NU in rebounding and blocked shots while ranking second in assists. He reached double figures 10 times, including four straight games from Jan. 2-11. Walker recorded his third double-double of the year in an overtime loss to No. 13 Ohio State with 15 points, 10 rebounds and a career-high four steals. He followed that up by setting a personal best with 16 points on 8-of-9 shooting at No. 10 Michigan State on Jan. 5. He also had 16 points and seven rebounds against No. 25 Illinois on Jan. 11. Walker keyed NU's win over Minnesota on Feb. 8 with 11 points, seven rebounds and two blocks and paced NU with 14 points at Iowa on Feb. 13. Walker also grabbed 10 rebounds and dished out a season-high five assists at Northwestern on Feb. 22, before his 10-point, eight-rebound, two-block effort against No. 25 Iowa on Feb. 25 started his surge to close the year.

2020-21 (COVID-19 SEASON)

Walker gave an immediate boost to the Husker front court after becoming eligible on Jan. 10. He started all 16 games, averaging 5.9 ppg on 60 percent shooting and ranking second in rebounding at 4.8 caroms. Walker closed the season with one of his best performances of the season - an eight-point, eight-rebound, six-assist performance against Penn State in the Big Ten Tournament. Walker reached double figures three times in 2020-21, including a career-high 14 points against Rutgers as he connected on 7-of-11 shots from the floor. He nearly produced his first career double-double against Minnesota with 12 points and nine rebounds along with three blocks and also had 10 markers on 5-of-7 shooting in his debut against Indiana. He scored seven or more points in seven of his last eight contests and had six or more rebounds on six occasions in his first season as a Husker.

2019-20 (TRANSFER SEASON)

Walker sat out the 2019-20 season after transferring from Tennessee. He honed his skills working with the scout team. Walker was selected to represent Nebraska at the Black Student-Athlete Summit in Austin, Texas, in January of 2020.

BEFORE NEBRASKA

Walker played in 30 games as a sophomore, as Tennessee reached the NCAA Sweet 16 and finished with a 31-6 record in 2018-19. He came off the bench and averaged 0.8 points and 1.1 rebounds per game in just over five minutes per contest. He shot 53 percent from the floor, including 6-of-7 from the field in SEC play. He had five points, two boards and a pair of assists in a win over Georgia.

As a freshman, he was an integral member of the Volunteers' 2017-18 SEC title team, appearing in 34 of the Vols' 35 contests and averaging 1.9 points and 2.2 rebounds in 8.8 minutes per game. He was efficient on the offensive end, shooting nearly 60 percent from the floor, including 68 percent (19-of-28) in SEC action. He totaled five or more points six times, including career bests in points (10), field goals (five) and minutes (25) at South Carolina when he hit all five field goal attempts. He set personal bests in both rebounds



MISC. STATS

| Category | 2021-22 | Career* |
|--------------------------|---------|---------|
| Double-Figure Scoring | 18 | 22 |
| Double-Figure Rebounding | 4 | 4 |
| Double-Figure Assists | 0 | 0 |
| Double-Doubles | 3 | 3 |
| Led NU in Scoring | 3 | 3 |
| Led NU in Rebounding | 18 | 22 |
| Led NU in Assists | 3 | 5 |
| 20+ Point Games | 0 | 0 |
| 30+ Point Games | 0 | 0 |
| 40+ Point Games | 0 | 0 |

*-Includes Tennessee

(seven) and blocks (two) at Alabama and also grabbed seven boards against Ole Miss. In all, he reached double-figures in minutes 11 times, including seven games against SEC competition.

He spent his senior and postgrad years at Sunrise (Kan.) Christian Academy, where he averaged 14 points and seven rebounds per game in 2016-17. He was a four-star prospect by ESPN.com and a three-star choice by Rivals and 247Sports, which rated him as the No. 2 prospect in Missouri in 2017. Walker played for the MoKan Elite in the summer of 2016, helping the team win the Nike Peach Jam championship. On that team, he played with 2018 first-round NBA picks Trae Young and Michael Porter Jr. He spent three seasons at Raytown High School, helping the school to a conference title and earning second-team all-conference honors. Walker, who attended the same high school as former Husker legend Tyronn Lue, also played three years of football at the school.

PERSONAL

Derrick is the son of Brandy Hunter and was born on Nov. 9, 1997, in Kansas City, Mo. He has one sister (Mayah) and one younger brother (Trinton Roland). Derrick earned his undergraduate degree in child, youth and family studies in May of 2021 and is working on a master's degree. A two-time Academic All-Big Ten selection, he is a two-time member of the Tom Osborne Citizenship team. This summer, Walker organized a Special Olympics Basketball Clinic with the Husker basketball team for 40 participants. He also participated in the inaugural Big Life Series trip to Selma and Montgomery, Alabama in July of 2022. While at Tennessee, he was a participant in the 2018 Joint Student-Athlete Leadership Council in Birmingham, Ala., serving as one of 25 Basketball Leadership Council representatives.

2022-23 HUSKERS





WILHELM BREIDENBACH

#32

FORWARD | 6-10 | 231 | SOPHOMORE

HOMETOWN: RANCHO SANTA MARGARITA, CALIF.
 PREVIOUS SCHOOL: MATER DEI HIGH SCHOOL

• Nebraska Scholar-Athlete Honor Roll (Fall 2021, Spring 2022)

2022-23 OUTLOOK

Wilhelm Breidenbach (pronounced bride-en-bock) looks for a return to health after missing most of the 2021-22 season because of injury. A former top-100 recruit, Breidenbach played in just 10 games last season before undergoing season-ending surgery in December. Prior to the setback, he had emerged as NU's top big man off the bench as his skillset allowed the Huskers to use Breidenbach as a stretch forward. The 6-foot-10 sophomore is comfortable initiating offense and being deployed in the post or step out to the 3-point line. Breidenbach plays with a high motor, and that, combined with his basketball IQ, allows the Huskers to use him in a number of ways.

2021-22 (FRESHMAN)

Breidenbach played in NU's first 10 games and was NU's first big man off the bench before suffering a leg injury against Michigan on Dec. 7. The injury required season-ending surgery which took place on Dec. 22. Breidenbach averaged 3.7 points, 2.7 rebounds and 1.0 steal per game while playing just under 16 minutes per game. Breidenbach scored a season-high nine points against Idaho State on Nov. 19, and had six points at NC State on Dec. 1. He made a significant contribution in the win over South Dakota, recording career highs in both steals (five) and rebounds (five) in a season-high 21 minutes of work. He also had three points, two boards, two assists and two blocked shots in 18 minutes against Creighton. Breidenbach was playing some of his best basketball prior to his injury, as he averaged 4.5 points, 3.8 rebounds and 2.0 steals per game in his final four games. He had five points and four boards in 17 minutes at Indiana and had four points and four boards, including three offensive caroms, in 14 minutes against Michigan.

BEFORE NEBRASKA

Breidenbach played for national power Mater Dei High School and legendary Coach Gary McKnight. A four-star prospect, Breidenbach was ranked No. 75 in the ESPN100. He was also No. 97 in the 247Sports Composite, which combines all of the major national recruiting services rankings. In all, he was a top-150 recruit by all three major recruiting services. One of three Division I signees in the frontcourt for Mater Dei, Breidenbach averaged 15.5 points, 7.0 rebounds and 2.8 assists per game in 21 contests. At the time of his injury, Mater Dei was 24-0 before finishing with a 27-6 mark. He tallied four double-doubles and six games with at least 20 points. The No. 12 center nationally by

CAREER HIGHS

| | |
|-------------|------------------------------|
| Points | 9, Idaho State (11/19/21) |
| Rebounds | 5, South Dakota (11/27/21) |
| Field Goals | 3, Two times (last, 12/1/21) |
| Free Throws | 3, South Dakota (11/27/21) |
| 3-point FG | 2, Idaho State (11/19/21) |
| Assists | 2, Idaho State (11/19/21) |
| Steals | 5, South Dakota (11/27/21) |
| Blocks | 2, Creighton (11/16/21) |
| Minutes | 21, South Dakota (11/27/21) |

ESPN in the class of 2021, he averaged 11.9 points and 8.0 rebounds per game in 2019-20, as Mater Dei went 25-8 and reached the CIF Open Division Regional semifinals. He was a All-CIF Southern Section Open Division team and first-team All-Orange County in 2019-20, as he posted six double-doubles, including an 18-point, 14-rebound effort against Sierra Canyon. As a sophomore, he averaged 12.4 points and 8.8 rebounds per game, including 10 double-doubles, as Mater Dei went 29-5 and was the CIF Southern California finalist. Breidenbach was a four-year starter at Mater Dei, totaling 1,293 points, 764 rebounds and 193 assists in his career. He played his AAU ball with Team Why Not on the EYBL circuit, helping the team to a runner-up finish in the 2019 Peach Jam. Breidenbach, who selected NU over Marquette, Michigan, Cal and Utah, also carried close to a 4.0 GPA at Mater Dei.

PERSONAL

The son of Jeff Dorsz and the late Silke Breidenbach, Wilhelm was born on Aug. 27 2002, in Rancho Santa Margarita, Calif. He has one sister (Annabel). Wilhelm majors in pre-health at Nebraska.



MISC. STATS

| Category | 2021-22 | Career |
|--------------------------|---------|--------|
| Double-Figure Scoring | 0 | 0 |
| Double-Figure Rebounding | 0 | 0 |
| Double-Figure Assists | 0 | 0 |
| Double-Doubles | 0 | 0 |
| Led NU in Scoring | 0 | 0 |
| Led NU in Rebounding | 0 | 0 |
| Led NU in Assists | 0 | 0 |
| 20+ Point Games | 0 | 0 |
| 30+ Point Games | 0 | 0 |
| 40+ Point Games | 0 | 0 |



CAREER STATS

vs. All Opponents

| Year | G-GS | MP | Avg. | FG | FGA | Pct. | 3FG | 3FGA | Pct. | FT | FTA | Pct. | Rebounds | | | F-DQ | A | TO | B | S | Pts. | Avg. | |
|---------|------|-----|------|----|-----|------|-----|------|------|----|-----|------|----------|-----|-------|------|------|----|---|---|------|------|-----|
| | | | | | | | | | | | | | Off. | Def | Total | | | | | | | | |
| 2021-22 | 10-0 | 157 | 15.7 | 14 | 39 | .359 | 3 | 20 | .150 | 6 | 12 | .500 | 7 | 20 | 27 | 2.7 | 33-2 | 6 | 7 | 6 | 10 | 37 | 3.7 |
| TOTAL | 10-0 | 157 | 15.7 | 14 | 39 | .359 | 3 | 20 | .150 | 6 | 12 | .500 | 7 | 20 | 27 | 2.7 | 33-2 | 6 | 7 | 6 | 10 | 37 | 3.7 |

vs. Big Ten Opponents

| Year | G-GS | MP | Avg. | FG | FGA | Pct. | 3FG | 3FGA | Pct. | FT | FTA | Pct. | Rebounds | | | F-DQ | A | TO | B | S | Pts. | Avg. | |
|---------|------|----|------|----|-----|------|-----|------|------|----|-----|-------|----------|-----|-------|------|-----|----|---|---|------|------|-----|
| | | | | | | | | | | | | | Off. | Def | Total | | | | | | | | |
| 2021-22 | 2-0 | 31 | 15.5 | 4 | 10 | .400 | 0 | 3 | .000 | 1 | 1 | 1.000 | 3 | 5 | 8 | 4.0 | 5-0 | 0 | 1 | 1 | 2 | 9 | 4.5 |
| TOTAL | 2-0 | 31 | 15.5 | 4 | 10 | .400 | 0 | 3 | .000 | 1 | 1 | 1.000 | 3 | 5 | 8 | 4.0 | 5-0 | 0 | 1 | 1 | 2 | 9 | 4.5 |

#30



KEISEI TOMINAGA

GUARD | 6-2 | 175 | JUNIOR

HOMETOWN: MORIYAMA NAGOYA AICHI, JAPAN
PREVIOUS SCHOOL: RANGER (TEXAS) COLLEGE

- 2022 Japan Senior National Team
- 2020 Olympian (Japan, 3x3 Basketball)
- Nebraska Scholar-Athlete Honor Roll (Fall 2021)

2022-23 OUTLOOK

Keisei Tominaga (pronounced Kay-say Toe-may-nawga) returns after making a solid impact in his first season as a Husker. Tominaga played in 30 games in 2021-22, averaging 5.7 ppg while shooting 33 percent from 3-point range. He reached double figures seven times, including a season-high 23-point effort against South Dakota.

Over the summer, he represented his native Japan as a member of the Senior National Team for the first time. He played in seven games with Japan, including a pair of FIBA World Cup qualifiers, and averaged 15.9 ppg while shooting 39 percent from 3-point range. He had 33 points, including eight 3-pointers, in a loss to Australia in the 2022 Asia Cup quarterfinals.

2021-22 (SOPHOMORE)

Tominaga was a staple in the Huskers' rotation, making 30 appearances including 11 starts in his first season at NU. He averaged 5.7 points per game and ranked third on the team with 36 3-pointers. Tominaga also totaled 23 steals to rank fifth on the squad. He compiled seven double-figure efforts, including a season-high 23 points against South Dakota on Nov. 27. He hit 8-of-11 shots from the floor against the Coyotes, including 5-of-6 from 3-point range.

He had just three points in NU's first three games before breaking out with an 11-point effort against Idaho State on Nov. 19. That game started a stretch where he reached double figures in four of the next five games, highlighted by his 23 points against USD and 16 points, including five 3-pointers, in a four-OT loss at NC State on Dec. 1. Tominaga moved into the starting lineup for the Big Ten opener at Indiana and started NU's next 11 contests until Trey McGowens returned from injury. Tominaga had 11 points against Michigan on Dec. 7 and chipped in 18 points on 7-of-12 shooting against Kennesaw State on Dec. 22. He also led NU with 11 points at No. 7 Purdue on Jan. 14. Once McGowens returned from injury, Tominaga returned to the bench over NU's final 11 contests. He provided a spark on the bench at Michigan with seven points on 3-of-3 shooting, a blocked shot and an assist in 16 minutes of work. He added five points and two rebounds in 11 minutes in a win at No. 10 Wisconsin.

BEFORE NEBRASKA

Tominaga spent two seasons at Ranger (Texas) College, helping the program to a 22-4 record and a NJCAA National Tournament semifinals appearance in 2021, and 50 wins in two seasons at the school.

CAREER STATS

vs. All Opponents

| Year | G-GS | MP | Avg. | FG | | | 3FG | | | FT | | | Rebounds | | | F-DQ | A | TO | B | S | Pts. | Avg. |
|--------------|--------------|------------|-------------|-----------|-------------|-----------|-------------|-----------|-------------|----------|-----------|-----------|------------|-------------|-----------|-----------|----------|-----------|------------|------------|------|------|
| | | | | FGA | Pct. | 3FGA | Pct. | FTA | Pct. | Off. | Def | Total | RPG | | | | | | | | | |
| 2021-22 | 30-11 | 496 | 16.5 | 59 | .373 | 36 | .330 | 16 | .842 | 8 | 37 | 45 | 1.5 | 20-0 | 18 | 10 | 1 | 23 | 170 | 5.7 | | |
| TOTAL | 30-11 | 496 | 16.5 | 59 | .373 | 36 | .330 | 16 | .842 | 8 | 37 | 45 | 1.5 | 20-0 | 18 | 10 | 1 | 23 | 170 | 5.7 | | |

vs. Big Ten Opponents

| Year | G-GS | MP | Avg. | FG | | | 3FG | | | FT | | | Rebounds | | | F-DQ | A | TO | B | S | Pts. | Avg. |
|--------------|-------------|------------|-------------|-----------|-------------|-----------|-------------|----------|-------------|----------|-----------|-----------|------------|-------------|-----------|----------|----------|----------|-----------|------------|------|------|
| | | | | FGA | Pct. | 3FGA | Pct. | FTA | Pct. | Off. | Def | Total | RPG | | | | | | | | | |
| 2021-22 | 18-8 | 271 | 15.1 | 26 | .338 | 15 | .288 | 8 | .889 | 6 | 24 | 30 | 1.7 | 12-0 | 13 | 5 | 1 | 8 | 75 | 4.2 | | |
| TOTAL | 18-8 | 271 | 15.1 | 26 | .338 | 15 | .288 | 8 | .889 | 6 | 24 | 30 | 1.7 | 12-0 | 13 | 5 | 1 | 8 | 75 | 4.2 | | |

CAREER HIGHS

| | |
|-------------|---------------------------------|
| Points | 23, South Dakota (11/27/21) |
| Rebounds | 4, Kansas State (12/19/21) |
| Field Goals | 8, South Dakota (11/27/21) |
| Free Throws | 3, Two times (last, 3/6/22) |
| 3-point FG | 5, Two times (last, 12/1/21) |
| Assists | 2, Three times (last, 1/8/22) |
| Steals | 3, Three times (last, 12/19/21) |
| Blocks | 1, at Michigan (2/1/22) |
| Minutes | 43, at NC State (12/1/21) |

As a sophomore, he earned second-team NJCAA All-America honors, averaging 16.3 points per game on 51 percent shooting, ranking ninth nationally in 3-pointers per game (3.4/gm) and 19th in 3-point percentage (48.7) for Coach Larry Brown. He earned a spot on the NJCAA All-Tournament team, averaging 20.3 points per game, including 26 points in the national semifinals. He had 21 double-figure performances in 2020-21, including a 31-point, six-assist effort in the regional title game. He also had a 39-point effort, where he hit a school-record 11 3-pointers.

As a freshman, he helped Ranger College and Coach Billy Gillespie to a 28-3 record and a berth in the NJCAA National Tournament before COVID-19 ended the season. A first-team All-Region V and Northern Texas Junior College Athletic Conference honoree, Tominaga averaged 16.8 points per game on 55 percent shooting, including 47.9 percent from 3-point range. He totaled 11 games with at least 20 points in 2019-20, including a season-high 34-point outburst.

Tominaga represented Japan in 3x3 Basketball in the Tokyo Olympics in August of 2021. The youngest player in the tournament, he finished third in scoring (6.9 ppg), fourth in 1-point shooting (74 percent) and seventh in 3-point shooting (36 percent) in helping Japan to the medal round. In addition to his 3x3 Olympic experience, he was named to Japan's B National team in August of 2020. Previously, he starred for Japan's U-18 team at the Asian Championships, averaging 19.3 points per game to rank fifth among all players in the competition. Tominaga had three 20-point games in the tournament to lead Japan to a fifth-place finish, highlighted by a 33-point performance against Bahrain. He suited up for the U-16 program at the Asian Championships and averaged 17.5 points per game to finish fourth among all scorers. As a high school senior, he averaged 39.8 points per game for Sakuragaoka Gakuen High School at the All-Japan Championship, including a 46-point performance in the third-place game.

PERSONAL

The son of Hiroyuki and Hitomi Tominaga, Keisei was born on Feb. 1, 2001, in Moriyama, Japan. He has one younger sister, Chihiro. Keisei is a human development and family science major at Nebraska. His father, Hiroyuki, was a center on the Japan national team and played in the 1998 FIBA World Championship and played professionally in Japan for a decade.



MISC. STATS

| Category | 2021-22 | Career |
|--------------------------|---------|--------|
| Double-Figure Scoring | 7 | 7 |
| Double-Figure Rebounding | 0 | 0 |
| Double-Figure Assists | 0 | 0 |
| Double-Doubles | 0 | 0 |
| Led NU in Scoring | 3 | 3 |
| Led NU in Rebounding | 0 | 0 |
| Led NU in Assists | 0 | 0 |
| 20+ Point Games | 1 | 1 |
| 30+ Point Games | 0 | 0 |
| 40+ Point Games | 0 | 0 |

2022-23 HUSKERS



C.J. WILCHER

#0

GUARD | 6-5 | 208 | SOPHOMORE

HOMETOWN: PLAINFIELD, N.J.
 PREVIOUS SCHOOL: XAVIER UNIVERSITY

• Nebraska Scholar-Athlete Honor Roll (Fall 2021, Spring 2022)

2022-23 OUTLOOK

C.J. Wilcher (pronounced WILL-chur) returns as one of the Huskers top scorers from a year ago. The 6-foot-5 guard averaged 8.1 points per game while playing in all 32 games in 2021-22. He was one of NU's top threats from 3-point range, hitting 52 3-pointers while shooting over 40 percent from 3-point range, including 43 percent in Big Ten action. Wilcher has worked hard on improving his body in the offseason, losing nearly 15 pounds from last year, and that has helped his quickness and improved his all-around game. Wilcher could see action at several spots in the backcourt or on the wing this season.

2021-22 (COVID FRESHMAN)

Wilcher became one of the Big Ten's top scoring reserves, averaging 8.1 points and 2.3 rebounds per game as the Huskers' sixth man. He paced NU in 3-pointers (52) and 3-point percentage (.406), while he also shot 43 percent from long range in Big Ten play. Wilcher appeared in all 32 games, including a pair of starts, as he saw action on the wing and in the frontcourt when NU was forced to go to a four-guard lineup.

On the season, he totaled 13 double-figure efforts, while five of his top seven scoring games came against NCAA Tournament teams. He had a career-high 17 points against No. 18 Auburn, a contest where he had a season-high four 3-pointers. He closed the year by playing some of his best basketball, shooting 60 percent from the floor, including 56 percent from 3-point range over his final five games when he averaged nearly 10 points per outing. That surge started with a 14-point effort on 5-of-7 shooting against No. 25 Iowa on Feb. 25 and included 10 points in a one-point victory at No. 10 Wisconsin on March 6 and 15 markers, highlighted by 13 first-half points, in a win over No. 23 Ohio State on March 1. Wilcher got off to a strong start, matching his then-career high with 15 points and four rebounds against Creighton on Nov. 16, starting a four-game stretch where he totaled three double-figure contests. After a four-game stretch where he went 2-of-19 from long-distance, he broke out against Auburn on Dec. 11, hitting 4-of-6 from 3-point range.

Once NU returned to conference play, he posted double-figure efforts in three straight games, including 13 points on 5-of-8 shooting in an overtime loss to No. 13 Ohio State on Jan. 2 while chipping in 10 and 11 points, respectively, in road losses at No. 13 Michigan State and at Rutgers. Wilcher provided one of the highlights in the loss to Northwestern

CAREER STATS

vs. All Opponents

| Year | G-GS | MP | Avg. | FG | FGA | Pct. | 3FG | 3FGA | Pct. | FT | FTA | Pct. | Rebounds | | | F-DQ | A | TO | B | S | Pts. | Avg. | |
|------------------|-------------|------------|-------------|------------|------------|-------------|-----------|------------|-------------|-----------|-----------|-------------|-----------|-----------|-----------|------------|-------------|-----------|-----------|----------|-----------|------------|------------|
| | | | | | | | | | | | | | Off. | Def | Total | | | | | | | | |
| 2020-21* | 15-1 | 151 | 10.1 | 18 | 45 | .400 | 10 | 29 | .345 | 4 | 4 | 1.000 | 7 | 9 | 16 | 1.1 | 11-0 | 5 | 7 | 1 | 5 | 50 | 3.3 |
| 2021-22 | 32-2 | 786 | 24.6 | 92 | 199 | .462 | 52 | 128 | .406 | 22 | 35 | .629 | 17 | 56 | 73 | 2.3 | 42-1 | 26 | 31 | 3 | 25 | 258 | 8.1 |
| Neb Total | 32-2 | 786 | 24.6 | 92 | 199 | .462 | 52 | 128 | .406 | 22 | 35 | .629 | 17 | 56 | 73 | 2.3 | 42-1 | 26 | 31 | 3 | 25 | 258 | 8.1 |
| All* | 46-3 | 917 | 19.9 | 109 | 238 | .458 | 62 | 154 | .403 | 24 | 37 | .649 | 21 | 62 | 83 | 1.8 | 50-1 | 30 | 37 | 3 | 29 | 304 | 6.6 |

vs. Big Ten Opponents

| Year | G-GS | MP | Avg. | FG | FGA | Pct. | 3FG | 3FGA | Pct. | FT | FTA | Pct. | Rebounds | | | F-DQ | A | TO | B | S | Pts. | Avg. | |
|--------------|-------------|------------|-------------|-----------|------------|-------------|-----------|-----------|-------------|-----------|-----------|-------------|----------|-----------|-----------|------------|-------------|-----------|-----------|----------|-----------|------------|------------|
| | | | | | | | | | | | | | Off. | Def | Total | | | | | | | | |
| 2021-22 | 20-1 | 494 | 24.7 | 60 | 129 | .465 | 34 | 79 | .430 | 13 | 21 | .619 | 8 | 32 | 40 | 2.0 | 20-0 | 13 | 18 | 1 | 14 | 167 | 8.4 |
| TOTAL | 20-1 | 494 | 24.7 | 60 | 129 | .465 | 34 | 79 | .430 | 13 | 21 | .619 | 8 | 32 | 40 | 2.0 | 20-0 | 13 | 18 | 1 | 14 | 167 | 8.4 |

*-Statistics from Xavier

on Feb. 5 with a team-high 15 points, including a trio of 3-pointers, and had nine points in the win over Minnesota on Feb. 9 before his strong finish.

BEFORE NEBRASKA

Wilcher came to Nebraska after playing at Xavier University during the 2020-21 season. Wilcher played in 15 games for the Musketeers, averaging 3.3 points and 1.1 rebounds per game. Wilcher saw more action down the stretch, playing double-figure minutes in seven of his last nine contests, including more than 20 minutes per game over the Musketeers' final four games. He closed the 2020-21 campaign with seven points in 20 minutes against Butler in the Big East Tournament. His best performance of the year came in his first collegiate start at Marquette, where he set season highs in points (10) and minutes (32).

A four-star recruit coming out of high school by ESPN, 247Sports and Rivals, Wilcher was ranked No. 81 by ESPN in the class of 2020 and was a top-150 recruit by all three major recruiting sites. He spent his senior season playing for Dave Boff at Roselle Catholic, averaging 18.8 points, 4.5 rebounds and 2.8 assists per game to earn first-team all-state honors despite missing nine games because of injury. Wilcher had 50 3-pointers as a senior, highlighted by hitting six 3-pointers in a 59-58 win over Gill St. Bernard's in the sectional championship in what would be his final high school appearance. He starred for St. Benedict's Prep in Newark during his sophomore and junior campaigns, averaging 18 points, 5.0 rebounds and 4.5 assists in en route to a state runner-up finish. As a sophomore, he had 28 points, including five 3-pointers, in a 59-58 win over Blair Academy in the state championship game. Wilcher played AAU ball for both Team Rio and City Rocks on the EYBL Circuit. In the classroom, he was a member of the honor roll at Roselle Catholic.

PERSONAL

Caleb Jefferson Wilcher is the son of Sergio and Kimberly Wilcher and was born on July 14, 2001, in Manhattan, N.Y. Wilcher has three brothers (Sergio, Malik and Simeon) and one sister (Zoe). C.J.'s father played basketball at Morgan State. C.J. majors in human development and family science at Nebraska.



MISC. STATS

| Category | 2021-22 | Career* |
|--------------------------|---------|---------|
| Double-Figure Scoring | 13 | 14 |
| Double-Figure Rebounding | 0 | 0 |
| Double-Figure Assists | 0 | 0 |
| Double-Doubles | 0 | 0 |
| Led NU in Scoring | 2 | 2 |
| Led NU in Rebounding | 0 | 0 |
| Led NU in Assists | 1 | 1 |
| 20+ Point Games | 0 | 0 |
| 30+ Point Games | 0 | 0 |
| 40+ Point Games | 0 | 0 |

*-Includes Xavier

2022-23 HUSKERS



EMMANUEL BANDOUMEL

#25

GUARD | 6-4 | 187 | SENIOR

HOMETOWN: QUEBEC CITY, QUEBEC
PREVIOUS SCHOOL: SMU

2022-23 OUTLOOK

Emmanuel Bandoumel (pronounced BAN-due-mell) comes to the Husker program as a graduate transfer after spending the last three years at SMU. A three-year starter at guard for the Mustangs, the 6-foot-4, 187-pound guard averaged 10.6 points per game in 2021-22. He also ranked second on the team with 70 three-pointers while shooting over 35 percent from beyond the arc. Bandoumel's athleticism and experience make him an outstanding defender, while his size makes the fifth-year senior a versatile piece in the Huskers' attack. He understands what it takes to compete at a high level, and quickly became one of the team leaders during the summer. Bandoumel started his final 64 games at SMU dating back to the 2019-20 campaign.

BEFORE NEBRASKA

Bandoumel was a starter in each of his three seasons at SMU for Coach Tim Jankovich, who retired following the 2021-22 season. In Bandoumel's three seasons with the Mustangs, SMU won 54 games and made a pair of postseason appearances. In 2021-22, Bandoumel started all 33 games for the Mustangs, who went 24-9 and reached the second round of the NIT. He averaged 10.6 points, 3.8 rebounds and 1.8 assists per game, reaching double figures in 18 games. He ranked second on the team with 70 3-pointers while shooting 35 percent from beyond the arc and 83 percent from the foul line. He had a career-high 23 points at East Carolina, including six 3-pointers, while he posted his first career double-double with 10 points and 10 rebounds against Cincinnati.

He started all 17 games for SMU in an abbreviated 2020-21 season, averaging 10.2 points, 2.9 rebounds and 1.4 assists per game, as he ranked 14th in the American Athletic Conference in 3-point percentage (.364). He had a season-high 19 points, including a buzzer beater in a 66-64 win at Dayton and 16 points in the NIT against Boise State. In all, he had 10 double-figure efforts. He played a key role in his first

CAREER HIGHS (INCLUDES SMU)

| | |
|-------------|---------------------------------|
| Points | 23, at East Carolina (2/12/22) |
| Rebounds | 10, Cincinnati (3/3/22) |
| Field Goals | 6, Seven times (last, 3/6/22) |
| Free Throws | 7, at Tulane (12/19/20) |
| 3-point FG | 6, at East Carolina (2/12/22) |
| Assists | 6, at Vanderbilt (1/4/20) |
| Steals | 3, Three times (last, 12/30/20) |
| Blocks | 1, 16 times (last, 3/6/22) |
| Minutes | 39, at Memphis (1/20/22) |

season, appearing in all 30 games, including 18 starts, and averaged 6.3 points and 2.6 rebounds per game. He totaled eight double-figure efforts, including a season-high 14 points in a win at No. 20 Memphis.

Bandoumel spent one year at Hill (Texas) College, averaging 13.9 points, 4.0 rebounds and 1.9 assists per game for Coach Swede Trenkle. He shot 53 percent from the field, 39 percent from 3-point range and 80.8 percent from the line while starting 27 of 30 games. Before coming to the United States, the Quebec City native played for Coach Martin Thibault at Jean-de-Brébeuf High School and AAU for Coach Joey McKitterick with Brookwood Elite.

PERSONAL

Emmanuel Bedoum Bandoumel was born on May 13, 1998, in Quebec City. He received his undergraduate degree in sports performance leadership at SMU in May of 2022 and is working on a master's degree in applied science. He is the son of Mougadode Bandoumel and Zara Oumaisou and has three sisters (Marie, Isabelle and Naomie) and one brother (Djim). Djim played collegiately at Idaho before playing overseas for several years.



MISC. STATS

| Category | 2021-22 | Career* |
|--------------------------|---------|---------|
| Double-Figure Scoring | 18 | 36 |
| Double-Figure Rebounding | 1 | 1 |
| Double-Figure Assists | 0 | 0 |
| Double-Doubles | 1 | 1 |
| Led NU in Scoring | 0 | 0 |
| Led NU in Rebounding | 0 | 0 |
| Led NU in Assists | 0 | 0 |
| 20+ Point Games | 2 | 2 |
| 30+ Point Games | 0 | 0 |
| 40+ Point Games | 0 | 0 |

*-Includes SMU



CAREER STATS

vs. All Opponents

| Year | G-GS | MP | Avg. | FG | FGA | Pct. | 3FG | 3FGA | Pct. | FT | FTA | Pct. | Rebounds | | | F-DQ | A | TO | B | S | Pts. | Avg. | |
|----------|-------|------|------|-----|-----|------|-----|------|------|-----|-----|------|----------|-----|-------|------|-------|-----|-----|----|------|------|------|
| | | | | | | | | | | | | | Off. | Def | Total | | | | | | | | |
| 2019-20* | 30-18 | 681 | 22.7 | 58 | 166 | .349 | 23 | 103 | .223 | 51 | 66 | .773 | 19 | 60 | 79 | 2.6 | 62-0 | 33 | 38 | 2 | 17 | 190 | 6.3 |
| 2020-21* | 17-17 | 487 | 28.6 | 56 | 137 | .409 | 28 | 77 | .364 | 33 | 45 | .733 | 12 | 38 | 50 | 2.9 | 36-0 | 23 | 28 | 5 | 8 | 173 | 10.2 |
| 2021-22* | 33-33 | 1018 | 30.8 | 114 | 316 | .361 | 70 | 199 | .352 | 51 | 62 | .823 | 26 | 101 | 127 | 3.8 | 55-1 | 58 | 42 | 9 | 20 | 349 | 10.6 |
| All* | 80-68 | 2186 | 27.3 | 228 | 619 | .368 | 121 | 379 | .319 | 135 | 173 | .780 | 57 | 199 | 256 | 3.2 | 153-1 | 114 | 108 | 16 | 45 | 712 | 8.9 |

*-Statistics from SMU

2022-23 HUSKERS



JUWAN GARY

#4

FORWARD | 6-6 | 216 | JUNIOR

HOMETOWN: COLUMBIA, S.C.

PREVIOUS SCHOOL: UNIVERSITY OF ALABAMA

2022-23 OUTLOOK

One of three Division I transfers to join the Husker roster this season, Juwan Gary (pronounced Juh-WAHN) comes to Nebraska after spending the last three years at Alabama. Gary, a 6-foot-6 forward, started 16 games for the Crimson Tide last season, averaging 6.5 points on 51 percent shooting and 3.4 rebounds per game. Gary has impressed the Husker coaches with his toughness and willingness to defend several positions. His athleticism shows in his ability to crash the boards and attack the paint at a high level. Gary, a former top-100 recruit, has won at a high level in his career and was a key rotation player for Alabama's 2021 SEC Championship team which reached the NCAA Sweet 16 that season. That experience will benefit a Husker program with a number of newcomers this fall.

CAREER HIGHS (INCLUDES ALABAMA)

| | |
|-------------|--------------------------------|
| Points | 19, Two times (last, 1/5/22) |
| Rebounds | 10, Two times (last, 11/26/21) |
| Field Goals | 7, Two times (last, 1/29/22) |
| Free Throws | 6, Houston (12/11/21) |
| 3-point FG | 3, vs. Davidson (12/21/21) |
| Assists | 2, Kentucky (2/5/22) |
| Steals | 3, Two times (last, 12/29/21) |
| Blocks | 3, Two times (last, 3/18/22) |
| Minutes | 29, Houston (12/11/21) |

averaged 7.0 points and 4.8 rebounds per game while going 17-of-23 from the field. That included an eight-point, eight-rebound effort in 17 minutes against LSU in the SEC title game and six points and seven boards in a start against Maryland in the second round of the NCAA Tournament. Gary scored a season-high 12 points on 6-of-8 shooting and grabbed seven rebounds in 14 minutes off the bench against LSU.

Gary, who redshirted in 2019-20 after suffering a torn ACL, was one of the top players in the class of 2019. He was ranked No. 64 overall by ESPN and was No. 82 in the RSCI Composite. The No. 2 prospect in the state, he averaged 25 points, seven rebounds and two blocks per game for Liberty Heights charter school and Head Coach Mike Wright. He played at Gray Collegiate Academy as a sophomore and junior, leading the school to its first-ever Class 2A state title in 2018. That season, Gary was named the Class 2A Player of the Year by the South Carolina Basketball Coaches Association averaging 20.5 points, 8.3 rebounds and 1.9 steals per game. He earned second-team all-state accolades as a sophomore after he averaged 18.4 points, 6.5 rebounds and 1.8 assists per game. Gary, who played for Team United on the EYBL Circuit, took part in the USA Men's Junior National Team minicamp in 2016 and 2017.



MISC. STATS

| Category | 2021-22* | Career* |
|--------------------------|----------|---------|
| Double-Figure Scoring | 8 | 11 |
| Double-Figure Rebounding | 2 | 2 |
| Double-Figure Assists | 0 | 0 |
| Double-Doubles | 2 | 2 |
| Led NU in Scoring | 0 | 0 |
| Led NU in Rebounding | 0 | 0 |
| Led NU in Assists | 0 | 0 |
| 20+ Point Games | 0 | 0 |
| 30+ Point Games | 0 | 0 |
| 40+ Point Games | 0 | 0 |

*-Includes Alabama

BEFORE NEBRASKA

Gary spent three seasons at the University of Alabama playing for Head Coach Nate Oats. Last season, Gary played in 29 games, including 16 starts, for an Alabama team that went 19-14 and reached the NCAA Tournament. He averaged 6.5 points per game on 51 percent shooting, along with 3.4 rebounds per game. Gary was fourth on the team in blocked shots with 16. He recorded eight double-figure scoring efforts, including a season-high 19 points in wins over both Houston and at Florida. Gary also had 15 points off the bench on 7-of-8 shooting in a win over No. 4 Baylor and 10 points in the Crimson Tide's NCAA Tournament game against Notre Dame. He finished the 2021-22 season with a pair of double-doubles against Louisiana Tech (12 points, 10 rebounds) and Drake (14 points, 10 rebounds).

As a redshirt freshman, he played in 30 games, including a pair of starts for an Alabama team that went 26-7 and reached the NCAA Sweet 16 in 2020-21. He averaged 3.8 points and 2.8 rebounds per game and played significant minutes in the Tide's postseason run. Over Alabama's final six games, he

PERSONAL

The son of Kevin and Elisha Gary, Juwan was born on Feb. 17, 2001, in Columbia, S.C.. He has one sister (Kassidy). Juwan majors in human development and family science at Nebraska.



CAREER STATS

vs. All Opponents

| Year | G-GS | MP | Avg. | FG | FGA | Pct. | 3FG | 3FGA | Pct. | FT | FTA | Pct. | Rebounds | | | F-DQ | A | TO | B | S | Pts. | Avg. | |
|----------|-------|-----|------|-----|-----|------|-----|------|------|----|-----|------|----------|-----|-------|------|-------|----|----|----|------|------|-----|
| | | | | | | | | | | | | | Off. | Def | Total | | | | | | | | |
| 2020-21* | 30-2 | 283 | 9.4 | 48 | 89 | .539 | 1 | 9 | .111 | 18 | 34 | .529 | 40 | 45 | 85 | 2.8 | 40-1 | 5 | 13 | 12 | 14 | 115 | 3.8 |
| 2021-22* | 29-16 | 453 | 15.6 | 73 | 142 | .514 | 9 | 41 | .220 | 33 | 54 | .611 | 49 | 50 | 99 | 3.4 | 61-1 | 9 | 19 | 16 | 17 | 188 | 6.5 |
| All* | 59-18 | 736 | 12.5 | 121 | 231 | .524 | 10 | 50 | .200 | 51 | 88 | .580 | 89 | 95 | 184 | 3.1 | 101-2 | 14 | 32 | 28 | 31 | 303 | 5.1 |

*-Statistics from Alabama



SAM GRIESEL

GUARD | 6-7 | 216 | SENIOR

HOMETOWN: LINCOLN, NEB.

PREVIOUS SCHOOL: NORTH DAKOTA STATE UNIVERSITY

2022-23 OUTLOOK

Sam Griesel (pronounced GREE-sull) returns to his hometown, as he joins the Huskers for his final collegiate season. A 6-foot-7 guard, Griesel spent the last four seasons at North Dakota State, earning All-Summit League honors in each of the past two seasons. Griesel played in 99 games in four seasons at North Dakota State, including 87 starts, and totaled nearly 1,000 points along with 558 rebounds and 225 assists. Last season, he averaged 14.3 points, 6.6 rebounds and 3.4 assists per game, ranking in the top five of the Summit League in both rebounds and assists per game. Griesel is a physical guard who will be a tough matchup with his combination of size, strength, and basketball IQ. He missed all of the summer workouts following offseason surgery in March, but was healthy for the start of practice in September. Griesel, who went to Husker basketball

CAREER HIGHS (INCLUDES NDSU)

| | |
|-------------|-----------------------------------|
| Points | 26, Two times (last, 3/7/22) |
| Rebounds | 14, at Kansas City (1/30/21) |
| Field Goals | 12, vs. Oral Roberts (3/7/22) |
| Free Throws | 12, at South Dakota (1/27/22) |
| 3-point FG | 4, Two times (last, 12/30/21) |
| Assists | 12, at TCU (12/22/20) |
| Steals | 4, at North Dakota (1/15/21) |
| Blocks | 3, St. Thomas (1/25/22) |
| Minutes | 47, at Western Illinois (2/10/22) |

and conference tournament. He averaged 14.3 points, 6.6 rebounds and 3.4 assists per game, while shooting 48 percent from the field, including 38 percent from 3-point range. He ranked among the conference leaders in scoring (13th), rebounding (fifth), assists (fifth), assist-to-turnover rate (1.7-to-1, third) and minutes played (33.4, fourth). He totaled 20-or-more points 10 times, including six of the final eight games of the season. He had 24 points, eight rebounds and five assists in the Bison's loss to South Dakota State in the Summit League Tournament title game.

He earned second-team all-conference honors as a junior, taking over the point guard role and averaging 11.5 points, 6.4 rebounds and 3.0 assists per game. He had 16 double-figure games, highlighted by a season-high 26 points against South Dakota, and five games with at least 10 rebounds. He totaled nine points and 12 rebounds in a loss to Nebraska in Lincoln during the 2020-21 season. He played in 22 games as a sophomore, including 13 starts, and averaged 6.6 points and 5.7 rebounds per game despite missing significant time with a knee injury. Griesel earned a spot on the Summit League All-Tournament team as he averaged 9.0 points and 7.7 rebounds in helping the Bison win the Summit League crown. As a freshman, he started 22 games for a team that won 19 games before falling to Duke in the first round of the NCAA Tournament.

He earned Super-State honors from the Lincoln Journal Star at Lincoln East High School, averaging 17.1 points, 6.1 rebounds and 2.3 assists per game as Lincoln East won a school-record 24 games and reached the Class A (largest class) state tournament in 2018. In all, he played three years of basketball and a year of soccer at Lincoln East. He played his AAU basketball with the Omaha Sports Association.

PERSONAL

The son of Achim and Kathy Griesel, Sam was born on March 22, 2000, in Lincoln. He has one sister (Jena). He graduated with a degree in business administration from North Dakota State in May of 2022. He is currently working on his master's degree in applied science. Griesel played for the Germany U20 team at the 2019 European Championships, averaging 5.9 points and 5.3 rebounds per game to help Germany to a third-place finish.



MISC. STATS

| Category | 2021-22 | Career |
|--------------------------|---------|--------|
| Double-Figure Scoring | 16 | 41 |
| Double-Figure Rebounding | 2 | 9 |
| Double-Figure Assists | 0 | 1 |
| Double-Doubles | 1 | 3 |
| Led NU in Scoring | 0 | 0 |
| Led NU in Rebounding | 0 | 0 |
| Led NU in Assists | 0 | 0 |
| 20+ Point Games | 10 | 13 |
| 30+ Point Games | 0 | 0 |
| 40+ Point Games | 0 | 0 |

*-Includes North Dakota State

campus as a teenager and played his high school ball at Lincoln East, will be the first Lincoln native to start for the Huskers since Jake Muhleisen in the early 2000s.

BEFORE NEBRASKA

Sam Griesel spent the last four seasons at North Dakota State University, helping the school to a pair of Summit League Tournament titles (2018-19 and 2019-20), including an NCAA Tournament appearance in 2019.

In 2021-22, he was a first-team All-Summit League selection after leading North Dakota State to a 23-10 record and a runner-up finish in both the regular season



CAREER STATS

vs. All Opponents

| Year | G-GS | MP | Avg. | FG | FGA | Pct. | 3FG | 3FGA | Pct. | FT | FTA | Pct. | Rebounds | | | F-DQ | A | TO | B | S | Pts. | Avg. | |
|----------|-------|------|------|-----|-----|------|-----|------|------|-----|-----|------|----------|-----|-------|------|-------|-----|-----|----|------|------|------|
| | | | | | | | | | | | | | Off. | Def | Total | | | | | | | | |
| 2018-19* | 24-22 | 614 | 25.6 | 57 | 123 | .463 | 8 | 32 | .250 | 25 | 43 | .581 | 24 | 67 | 91 | 3.8 | 36-0 | 35 | 31 | 2 | 13 | 147 | 6.1 |
| 2019-20* | 22-13 | 530 | 24.1 | 55 | 130 | .423 | 9 | 33 | .273 | 27 | 40 | .675 | 41 | 81 | 122 | 5.5 | 36-0 | 20 | 28 | 4 | 10 | 146 | 6.6 |
| 2020-21* | 27-27 | 916 | 33.9 | 105 | 261 | .402 | 19 | 56 | .339 | 82 | 118 | .695 | 30 | 144 | 174 | 6.4 | 60-1 | 82 | 56 | 7 | 26 | 311 | 11.5 |
| 2021-22* | 26-25 | 869 | 33.4 | 124 | 257 | .482 | 22 | 58 | .379 | 102 | 135 | .756 | 27 | 144 | 171 | 6.6 | 49-1 | 88 | 51 | 10 | 20 | 372 | 14.3 |
| All* | 99-87 | 2929 | 29.6 | 341 | 771 | .442 | 58 | 179 | .324 | 236 | 336 | .702 | 122 | 436 | 558 | 5.6 | 181-2 | 225 | 166 | 23 | 69 | 976 | 9.9 |

*-Statistics from North Dakota State



DENIM DAWSON

#12

GUARD/FORWARD | 6-6 | 193 | R-FRESHMAN

HOMETOWN: SAN BERNARDINO, CALIF.

PREVIOUS SCHOOL: SOUTHERN CALIFORNIA ACADEMY

• Nebraska Scholar-Athlete Honor Roll (Spring 2022)

2022-23 OUTLOOK

Denim Dawson had a head start on the rest of the Huskers' 2022 recruiting class, as he enrolled at Nebraska in December of 2021, and practiced and traveled with the Huskers during the second half of the 2021-22 season. Dawson, a 6-foot-6, 193-pound guard/forward, quickly impressed the Husker coaches with his defensive ability, intangibles and hustle, as he battled the starters in practice. Dawson will look to make an impact in his first full season in the program, as he considered NU's top perimeter defender.

2021-22 (REDSHIRT)

Originally in the 2022 recruiting class, Dawson reclassified and enrolled at Nebraska following the fall 2021 semester. He redshirted his first year at Nebraska, and was a valuable member of the Husker scout team as he adapted to college hoops.

BEFORE NEBRASKA

Dawson originally signed with Nebraska in November of 2021, while doing a postgrad year at Southern California Academy. A three-star recruit by both Rivals and 247Sports, Dawson was rated just outside the top-250 recruits nationally by 247Sports in the class of 2022. As a senior, Dawson averaged 16 points and five rebounds per game for Coach Daniel Dunbar at Orange Lutheran High School, which reached the Division 2AA CIF-SS quarterfinals in the spring of 2021. Dawson, who shot close to 40 percent from 3-point range, was named Trinity League MVP and an all-conference pick in 2021. He was ranked No. 20 in Southern California in the 2021 class by Fullcourt Press. He previously played for Colony High School before transferring prior to the 2020-21 season. Dawson played AAU ball with the California Stars and Coach Julius von Hanzlik. Dawson selected NU over a host of schools, including Georgia Tech, Virginia Tech, DePaul, Pepperdine and Iona.

PERSONAL

The son of Alvoid and Keyona Hamilton, Denim Jones-Dawson was born on April 24, 2003, in San Bernardino, Calif. He has three sisters (Kennedy, Devaughna and Alyssa). Dawson has not declared a major at Nebraska.



#33



OLEG KOJENETS

FORWARD | 7-0 | 232 | R-FRESHMAN

HOMETOWN: KAUNAS, LITHUANIA

PREVIOUS SCHOOL: WESTERN RESERVE (OHIO) ACADEMY

• Nebraska Scholar-Athlete Honor Roll (Fall 2021, Spring 2022)

2022-23 OUTLOOK

Oleg Kojenets (pronounced Oh-leg Co-yah-nets) provides the Huskers an intriguing frontcourt option after redshirting last season. Kojenets, who has added 10 pounds to his seven-foot frame during his redshirt year, has a good shooting touch and runs the floor well. Last season's redshirt provided a valuable learning opportunity to adapt to college hoops, as he was limited to just nine games as a high school senior because of the COVID-19 pandemic. Kojenets comes from a basketball family, as both parents played at the Division I level, while his father played professionally overseas for more than a decade. A native of Kaunas, Lithuania, Kojenets is one of just five seven-footers in program history and the first since the 2013-14 season. He is also an exceptional student, carrying a 3.58 GPA after his first season at Nebraska while majoring in computer science.

2021-22 (REDSHIRT)

Kojenets redshirted in his first year at Nebraska, adding size and adjusting to the college game. He was a valuable member of the Huskers scout team during his first season on campus.

BEFORE NEBRASKA

Kojenets signed with Nebraska during the spring signing period. A 7-foot, 223-pound forward from Kaunas, Lithuania, Kojenets was a three-star recruit by both 247Sports and Rivals and was ranked in the top-100 nationally by 247Sports prior to his senior season. He was rated No. 208 nationally and the No. 26 center nationally, in the 2020-21 247Sports Composite. Kojenets was selected to the U19 National Team for his native Lithuania in the U-19 Basketball World Cup, but was forced to withdraw because of an injury. He spent his senior year at Western Reserve Academy in Hudson, Ohio, as the team played just nine games in a COVID-shortened season. Prior to coming to the United States, he played for Zalgiris Kaunas' U-18 team at the 2020 adidas Next Generation Tournament, averaging 6.8 points on 50 percent shooting and 4.0 rebounds per game as the team finished with a 3-1 mark. He also represented his country at the 2019 FIBA U16 European Championships in Udine, Italy. In that event, Kojenets averaged 9.1 points, 6.3 rebounds and 1.7 blocked shots per game while shooting 49 percent from the field. He reached double figures in three of the five tournament games, including a double-double (12 points, 10 rebounds, 3 blocks) against Slovenia in the group round. He chose Nebraska over Saint Mary's, Georgia Tech and Seton Hall.

PERSONAL

Oleg is the son of Aleh and Jurgita Kojenets and was born on Jan. 11, 2003, in Dombóvár, Hungary. He is majoring in computer science at Nebraska. Oleg comes from a basketball family, as both parents played collegiately at UNC Wilmington. Aleh was a 6-foot-11 center who played in 114 games during his four-year career at the school and helped the program reach the NCAA Tournament as a senior in 2000. After college, he played professionally overseas for more than a decade. Jurgita, was a 6-foot-6 center who still ranks third in school record books in both blocks in a season (71, 1998-99) and career (122, 1997-2000). She also holds the school record with 10 blocked shots in a game at UNC Wilmington.



2022-23 HUSKERS



QUARAN MCPHERSON

#3

GUARD | 6-3 | 197 | R-FRESHMAN

HOMETOWN: QUEENS, N.Y.

PREVIOUS SCHOOL: LINK YEAR (MO.) PREP

• Nebraska Scholar-Athlete Honor Roll (Spring 2022)

2022-23 OUTLOOK

Redshirt freshman Quaran McPherson (pronounced kr-aan) had an opportunity to watch and learn, as he backed up Big Ten assist leader Alonzo Verge Jr. in 2021-22. McPherson, a 6-3, 197-pound guard from Queens, N.Y., impressed the coaches with his defensive effort in practices and on the scout team and has been diligent in working hard to improve his all-around game. McPherson is a typical New York City guard who can take charge and communicates well on the court. He will miss all of the 2022-23 season after suffering a knee injury in training in August of 2022.

2021-22 (REDSHIRT)

McPherson redshirted in his first year at Nebraska, adding depth in the backcourt as he transitioned to the college ranks. He traveled with the team throughout the year and helped run the Husker scout team in practice.

BEFORE NEBRASKA

McPherson spent the 2020-21 season at Link Year School in Branson, Mo., averaging 19 points, four rebounds and four assists per game for Coach Adam Donyes, as the team posted a 26-4 record and earned runner-up honors at the 2021 Post Grad Nationals. He was also invited to the 2020 Pangos All-America festival, which featured 40 of the top players in the country in November of 2020. McPherson spent his senior season playing

for Woodstock (Conn.) Academy and Head Coach Jacque Rivera, averaging 14.6 points, 7.0 rebounds, 3.0 assists and 1.2 steals per game on a roster which sent 10 players to Division I programs. McPherson was slated to play on Woodstock's postgrad team in 2020-21, but didn't play at the school because of COVID-19 restrictions. Before going to Woodstock, he played two seasons at national power Christ the King High School, helping the school to a 19-10 record and a CHSAA Championship in 2019 despite missing the second half of the season to knee surgery. He came off the bench as a sophomore on a roster which included Kofi Cockburn (Illinois) and Tyson Walker (Michigan State). McPherson played for the New York Rens on the AAU circuit. McPherson had offers from Arizona State, Georgia, St. John's and other high-major programs before choosing Nebraska.

PERSONAL

The son of Abdullah and Crystale McPherson, Quaran was born on Jan. 22, 2002, in Queens, N.Y. McPherson has not declared a major at Nebraska.





SAM HOIBERG

GUARD | 6-0 | 180 | R-FRESHMAN

HOMETOWN: LINCOLN, NEB.
 PREVIOUS SCHOOL: PIUS X HIGH SCHOOL

• Nebraska Scholar-Athlete Honor Roll (Fall 2021, Spring 2022)

2022-23 OUTLOOK

One of two Lincoln natives on the 2022-23 roster, Sam Hoiberg is in his second season with the Huskers. The 6-foot, 180-pound guard redshirted last year while providing backcourt depth and will make a bid for playing time this season following the season-ending injury to Quaran McPherson. Hoiberg, who earned honorable-mention all-state honors at Lincoln Pius X High School, is a capable shooter and possesses a great understanding of the game and the Huskers' system. Sam comes from a basketball family, as his father, Fred, spent a decade in the NBA and is Nebraska's head coach while his older brother, Jack, played at Michigan State and UT-Arlington. Hoiberg excels in the classroom, as he was named to the NU Scholar-Athlete Honor Roll in both semesters in 2021-22.

2021-22 (REDSHIRT)

Hoiberg redshirted in his first year at Nebraska after walking on to the team. Hoiberg helped to run the scout team in practice and provided backcourt depth.

BEFORE NEBRASKA

Hoiberg played two seasons at Lincoln Pius X High School for Coach Brian Spicka, earning honorable-mention Class A all-state honors in both seasons. The 6-foot, 183-pound guard helped Pius X to the Class A State Tournament and an 18-4 record as a senior, averaging 14.9 points, 4.2 rebounds, 3.8 assists and 2.0 steals per game. A

first-team all-city pick by the Lincoln Journal Star, Hoiberg was an honorable-mention all-state honoree by both the Omaha World-Herald and Journal Star in 2020-21. He made an immediate impact in his first season in 2019-20, averaging 14.5 points, 4.5 rebounds and 3.5 assists per game as the Thunderbolts went 16-8 and reached the district finals. For his efforts, he was a second-team all-city and first-team Heartland Athletic Conference pick. He played his sophomore season at Hinsdale (Ill.) Central and played AAU basketball with Breakaway Basketball before moving to Lincoln when his father was named head coach of the Husker basketball program in April of 2019. A two-sport athlete, Sam Hoiberg also played golf as a senior, helping the school to a runner-up finish at the 2021 Class A State Championship. He also excelled in the classroom, earning Academic All-State accolades as a junior and senior.

PERSONAL

The son of Carol and Fred Hoiberg, Sam was born on March 21, 2003, in Chicago, Illinois. He has two brothers (Jack and Charlie) and one sister (Paige). His oldest brother, Jack, played his college ball at Michigan State and UT Arlington, while his father, Fred, played at Iowa State and spent a decade in the NBA with three franchises. Sam is majoring in sports media and communications.

2022-23 HUSKERS





BLAISE KEITA

#15

FORWARD | 6-11 | 241 | SOPHOMORE

HOMETOWN: BAMAKO, REPUBLIC OF MALI

PREVIOUS SCHOOL: COFFEYVILLE (KAN.) COMMUNITY COLLEGE

2022-23 OUTLOOK

Blaise Keita (pronounced KAY-tuh) comes to Nebraska after being one of the top junior college players in the nation at Coffeyville (Kan.) Community College. The 6-foot-11, 241-pound forward was ranked as one of the top five players in the country by both JucoRecruiting and the 247Sports Composite. Keita missed the first half of the year with an injury, but regained his form and averaged 12.8 points and 9.8 rebounds per game in 2021-22. He closed the year with a flourish, totaling four double-doubles in his final five games and averaged more than 14 rebounds per game in that stretch. Keita showed his ability in the 2021 NJCAA National Championship game with 27 points on 13-of-16 shooting, nine rebounds and four blocked shots to lead Coffeyville to a national title. Keita uses his size and strength to create leverage and shooting room on the interior and has worked hard in the offseason to expand his game. He has impressed the coaches with his work ethic and his passion for the game. He will team with Derrick Walker to give the Huskers a strong duo in the post.

BEFORE NEBRASKA

Keita was one of the nation's top junior college players after spending two seasons at Coffeyville Community College playing for longtime Coach Jay Herkelman. Keita was a four-star selection by Rivals and is ranked as a top-five JUCO player in the 2022 recruiting class by JUCORecruiting and 247Sports.

This past season, Keita returned from injury and helped Coffeyville to an 18-13 record. The team was just 5-8 before he returned to action in January and went 13-5 with him in the lineup. Keita averaged 12.8 points on 52 percent shooting and 9.8 rebounds per game. He had five double doubles on the year, including four of his final five contests. He grabbed 21 rebounds in a win over Seward County and averaged 14 rebounds a game over his

final five contests. For his efforts, Keita was named second-team all-Jayhawk Conference and was a member of the all-defensive team.

He led Coffeyville to a 26-3 record and the school's first national title since 1962 in 2020-21, averaging 10.5 points, 7.8 rebounds and 1.6 blocks per game. The Jayhawk Conference Freshman of the Year and a second-team all-region pick, Keita shot 51 percent from the field, 73 percent from the foul line and totaled three double-doubles. His offensive production picked up during the school's postseason run, as he averaged 14.8 ppg on 65 percent shooting, 7.8 rebounds and 1.8 blocks per game in five NJCAA Tournament games. In the NJCAA championship game, Keita poured in a career-high 27 points on 13-of-16 shooting, and added nine rebounds and four blocks in Coffeyville's 108-99 victory over Cowley County CC.

He played at Sunrise (Kan.) Christian on their postgrad team and played AAU with MOKAN Elite. Keita also represented his country at the international level, playing for the Mali U-19 team at the 2017 FIBA World Cup, averaging 10.2 points and 10.3 rebounds in six games. He grabbed 10-or-more rebounds in three of the six games, including 17 caroms in the tournament opener. Keita chose Nebraska over a host of schools including Baylor, Minnesota, Tennessee, Arizona State and Oklahoma State.

PERSONAL

The son of Leonar Jean Piere and the late Kadiatou Diakité, Blaise was born on June 29, 1999, in Bamako, Mali. He has one sister (Justin) and one brother (Boubacar). Keita, who came over to the United States at 17, majors in human development and family science at Nebraska. Keita speaks three languages, Bambara, French and English.





JAMARQUES LAWRENCE

#10

GUARD | 6-3 | 185 | FRESHMAN

HOMETOWN: PLAINFIELD, N.J.

PREVIOUS SCHOOL: ROSELLE CATHOLIC HIGH SCHOOL

2022-23 OUTLOOK

Jamarques Lawrence was one of two top-150 freshmen in the Husker recruiting class. The 6-foot-3 guard enjoyed a strong senior season at Roselle Catholic, averaging 15.9 points, 5.0 rebounds and 3.5 assists per game in helping the school to a 29-3 record, a state title and a top-10 national finish. Lawrence has worked hard to get stronger to adjust to the college ranks, while his shooting ability will give him ample opportunity to make an impact in his first season. He can see action on or off the ball, as he can create his own shot and set up others. Lawrence is the second addition from Roselle Catholic for the Huskers in as many years, joining sophomore C. J. Wilcher, who played at the school in 2019-20.

BEFORE NEBRASKA

A consensus three-star prospect, Jamarques Lawrence spent the last two seasons at perennial power Roselle Catholic High School playing for Coach Dave Boff. The program went 29-2 on the year en route to winning the NJSIAA Tournament of Champions title. Roselle Catholic finished in the top 10 by both Max Preps (fourth) and USA Today (sixth).

The 6-foot-2, 185-pound guard was ranked as high as No. 145 nationally by Rivals and was among the top 250 seniors by 247Sports. As a senior in 2021-22, he earned first-team all-state honors by averaging 15.9 points, 5.0 rebounds, 3.5 assists and 1.8 steals per game for the top-ranked team in New

Jersey while averaging nearly two 3-pointers per contest. He reached double figures 22 times as a senior, including eight games of at least 20 points, including a season-high 26-point effort against The Patrick School. He had 21 points and 10 rebounds against Trenton Catholic in the state title game and 18 points and 10 rebounds in the Tournament of Champions semifinal.

As a junior, he averaged 13.6 points, 2.8 rebounds, 2.7 assists and 1.5 steals per game, as Roselle Catholic posted a 15-3 mark in a shortened season. He finished in double figures in 10 of 15 contests, including a 23-point effort against The Patrick School. Lawrence had four-or-more 3-pointers five times, including one game with six 3-pointers.

Lawrence, who spent his first two seasons at Plainfield High School, averaged 20.3 ppg as a sophomore, including 81 3-pointers. In his four-year high school career, he totaled 1,447 points, including over 200 3-pointers, as well as 280 rebounds and 250 assists in 91 contests. Lawrence played AAU hoops for the NY Jayhawks and Coach Jay David. Lawrence chose Nebraska over a host of schools including Wake Forest, DePaul, Virginia Tech, Cal and Wichita State.

PERSONAL

The son of Jacqueline Jones (Duncan), Jamarques Lawrence was born on Dec. 10, 2003 in Raleigh, N.C. He has two older brothers (Derek Jones and Kareem Lawrence). He has not declared a major at Nebraska.



2022-23 HUSKERS



RAMEL LLOYD JR.

#2

GUARD | 6-6 | 204 | FRESHMAN

HOMETOWN: WOODLAND HILLS, CALIF.

PREVIOUS SCHOOL: SIERRA CANYON HIGH SCHOOL

2022-23 OUTLOOK

Ramel Lloyd Jr. comes to Nebraska from national power Sierra Canyon High School, where he helped the school to the CIF State Open Division semifinals in 2022. The 6-foot-6, 204-pound guard was one of the leading scorers on a team which featured three players in the ESPN 100 for the class of 2022. Lloyd's combination of length, skill set and versatility provides flexibility, as Lloyd could see time at several backcourt spots. His experience against high-level competition at Sierra Canyon will help his transition to Big Ten basketball. Lloyd comes from a basketball family, as his father, Ramel, played at Syracuse and Long Beach State before embarking on a professional career.

BEFORE NEBRASKA

Lloyd Jr. comes to Nebraska from national power Sierra Canyon High School, where he faced a national schedule as a senior. A top-100 recruit in the 247Sports Composite, Lloyd was a four-star recruit by ESPN and ranked No. 88 nationally by ESPN in the class of 2022. He was ranked the No. 7 prospect in California by ESPN and a top-150 recruit by Rivals and On3. Lloyd helped a star-studded

Sierra Canyon roster to a 26-5 record in 2021-22, a CIF State Open Division semifinals appearance and a No. 17 ranking in the final USA TODAY Super 25 poll.

The Sierra Canyon roster featured a pair of McDonald's All-Americans and five players who are playing Division I basketball in 2022-23. As a senior, Lloyd averaged 11.6 points, 4.0 rebounds and 1.9 assists per game in 27 contests. He was voted the MVP of the 'Iolani Tournament, posting three straight 20-point games to lead SCHS to a tournament title. He also earned a spot on the BassPro Invitational All-Tournament team as the team earned runner-up honors.

As a junior, Lloyd averaged 16.9 points, 7.7 rebounds, and 5.1 assists per game as Sierra Canyon went 15-2 and lost in the Southern Section Open Division Finals. Lloyd spent his sophomore season at Taft High School, averaging 21.9 points, 5.3 rebounds and 3.8 assists per game in 2019-20 while winning West Valley League Co-MVP honors. Lloyd selected Nebraska over Arkansas, Oregon, Arizona State and Georgetown.

PERSONAL

The son of Taba and Ramel Lloyd Sr., Ramel Lloyd Jr. was born on Oct. 21, 2003, in Long Beach, Calif. He has two older sisters (Bianca and Taylor). Ramel Jr. is majoring in business administration at Nebraska. His father, Ramel Lloyd Sr., was a Parade All-American who played college basketball at Syracuse before finishing his career at Long Beach State. He earned first-team All-Big West honors in 2001 when he averaged a conference best 19.4 ppg before playing professionally for a decade.

2022-23 HUSKERS





HENRY BURT

#35

FORWARD | 6-6 | 216 | FRESHMAN

HOMETOWN: OMAHA, NEB.

PREVIOUS SCHOOL: ELKHORN SOUTH HIGH SCHOOL

2022-23 OUTLOOK

One of three walk-ons in this year's recruiting class, Henry Burt comes to Lincoln after playing at Elkhorn South High School. The 6-foot-6 forward averaged 12.6 points and 6.1 rebounds per game as a senior, helping the school make its first-ever Class A state tournament appearance. Burt will add depth to the Husker frontcourt as he adjusts to the Division I ranks.

BEFORE NEBRASKA

Burt joins the Husker program after helping Elkhorn South High School to a 16-9 record and the school's first-ever Class A state tournament appearance in 2022. The 6-foot-6 forward earned honorable-mention Class A all-state honors from the Omaha World-Herald and Lincoln Journal Star after averaging 12.6 points and 6.1 rebounds per game for Coach Nolan Reilly. He reached double figures 17 times, including a season-high 22 against Bellevue West, and totaled four double-doubles as a senior. A two-year letterwinner at Elkhorn South, Burt played AAU basketball with the Omaha Sports Academy and Coach Jon Burt. He also was a member of the honor roll at Elkhorn South.

PERSONAL

The son of Tom and Ashley Burt, Henry was born on April 13, 2004, in Newport Beach, Calif. He has an older sister (Maddie) and two half brothers (Wynston and Wesley). Burt majors in business administration at Nebraska.



2022-23 HUSKERS



JEFFREY GRACE III

#24

GUARD | 6-3 | 195 | R-FRESHMAN

HOMETOWN: ELMHURST, ILL.

PREVIOUS SCHOOL: ARIZONA STATE UNIVERSITY

2022-23 OUTLOOK

Jeffrey Grace III joined the Husker program as a walk-on in August of 2022 after spending last season at Arizona State. The 6-foot-3 guard was a two-time all-conference pick at York (Ill.) High School, averaging 11 points, five rebounds and three assists per game as a senior. A two-sport athlete in high school, Grace will add depth in the Husker backcourt and help run the scout team in practice. He was an AAU teammate of Husker redshirt freshman Sam Hoiberg playing for the Breakaway Basketball program.

BEFORE NEBRASKA

Grace comes to Nebraska as a walk-on after spending the 2021-22 season at Arizona State University under Coach Bobby Hurley. Grace redshirted in his only season with the Sun Devils. A native of Elmhurst, Ill., the 6-3, 195-pound guard played four seasons at York High School for coaches Mike Dunn and Vince Doran. Grace was a two-time West Suburban Conference selection as a junior and senior and was an honorable-mention

DuPage County selection in 2020 after averaging 11 points, five rebounds and three assists per game. He helped the team to a school-record 29 wins in 2018-19 and 28 wins in 2019-20, the best two-year run at the school in program history. Grace also played football at York High School. He was named the Male Athlete of the Year during his junior season. He played his AAU basketball with Breakaway Basketball for Coach Greg Ktistou, where he was a club teammate of NU redshirt freshman Sam Hoiberg for several years.

PERSONAL

The son of the late Latonia Friend-Grace and Jeff Grace II, Jeffrey Grace III was born on Sept. 25, 2002, in Chicago. He has one older brother (Jarvis). Jeff majors in sports media and communications at Nebraska.



#31



CALE JACOBSEN

GUARD | 6-4 | 194 | FRESHMAN

HOMETOWN: ASHLAND, NEB.

PREVIOUS SCHOOL: ASHLAND-GREENWOOD HIGH SCHOOL

2022-23 OUTLOOK

Cale Jacobsen joined the Husker program as a walk-on after a decorated prep career. The 6-foot-4 guard returned from a torn ACL as a junior to average 17.9 points and 5.8 rebounds per game in leading Ashland Greenwood High School to a 27-1 record and a state title as a senior. Jacobsen, who elected to walk on after receiving D-1 offers from North Dakota and Holy Cross, gives the Huskers a solid ball-handler and shooter and has an opportunity to earn playing time.

BEFORE NEBRASKA

Jacobsen starred at Ashland-Greenwood High School for Coach Jacob Mohs. As a senior, he garnered first-team All-Nebraska honors from the Omaha World-Herald and second-team Super State accolades from the Lincoln Journal Star after leading AGHS to a 27-1 record and a Class C-1 title – the first in school history. He averaged 17.9 points, 5.8 rebounds, 6.1 assists and 3.6 steals per game. Jacobsen set the Class C-1 state tournament record with a 43-point performance in

a win over Kearney Catholic and was tabbed to the all-tournament team covering all six classes. He finished his four-year varsity career with 1,481 career points, despite suffering a torn ACL in his first game of his junior season. He added 544 rebounds, 340 assists and 261 steals during his high school career. Jacobsen turned down basketball scholarships from North Dakota and Holy Cross to walk on to the Husker program. In addition to his basketball exploits, he played three seasons of football, playing quarterback as a freshman and junior while hauling in 23 passes for 486 yards and nine scores as a sophomore. In the classroom, he was a member of the National Honor Society and an honor roll student at AGHS. He played AAU basketball with the Nebraska Supreme and Coach Brad Jacobsen.

PERSONAL

The son of Brad and Staci Jacobsen, Cale was born on June 20, 2003, in Omaha. He has three brothers (Tyler, Dane and Tate). Jacobsen majors in business administration at Nebraska.

2022-23 HUSKERS



2022-23 NEBRASKA BASKETBALL CAREER GAME-BY-GAME TOTALS

#0 CJ WILCHER

2020-21 GAME-BY-GAME

(15 GAMES, 1 START - AT XAVIER)

| Opponent | MP | FG-A | 3FG-A | FT-A | R | F | A | B | S | Pts |
|---------------------|------------|--------------|--------------|------------|-----------|----------|----------|----------|----------|-----------|
| at Cincinnati | 3 | 0-1 | 0-1 | 0-0 | 0 | 1 | 0 | 0 | 0 | 0 |
| Oklahoma | 7 | 0-1 | 0-1 | 2-2 | 1 | 1 | 0 | 0 | 1 | 2 |
| Marquette | 4 | 0-0 | 0-0 | 0-0 | 0 | 1 | 0 | 0 | 1 | 0 |
| at No. 23 Creighton | 2 | 0-0 | 0-0 | 0-0 | 0 | 1 | 0 | 0 | 0 | 0 |
| Seton Hall | 6 | 1-2 | 1-2 | 0-0 | 0 | 1 | 0 | 0 | 0 | 3 |
| Providence | 6 | 2-4 | 2-3 | 0-0 | 1 | 0 | 0 | 0 | 0 | 6 |
| at Butler | 10 | 2-3 | 1-2 | 0-0 | 0 | 1 | 0 | 0 | 0 | 5 |
| UConn | 11 | 2-4 | 1-3 | 0-0 | 2 | 0 | 0 | 0 | 0 | 5 |
| at St. John's (NY) | 11 | 1-3 | 1-3 | 0-0 | 0 | 0 | 0 | 0 | 0 | 3 |
| Butler | 6 | 0-0 | 0-0 | 0-0 | 2 | 1 | 1 | 0 | 1 | 0 |
| at Providence | 3 | 1-2 | 0-1 | 0-0 | 1 | 0 | 0 | 0 | 0 | 2 |
| No. 11 Creighton | 10 | 1-2 | 1-2 | 0-0 | 1 | 1 | 0 | 0 | 0 | 3 |
| at Georgetown | 20 | 1-6 | 0-3 | 2-2 | 6 | 3 | 1 | 1 | 1 | 4 |
| at Marquette* | 32 | 4-9 | 2-5 | 0-0 | 1 | 0 | 1 | 0 | 1 | 10 |
| vs. Butler | 20 | 3-8 | 1-3 | 0-0 | 1 | 1 | 0 | 0 | 0 | 7 |
| Totals | 151 | 18-45 | 10-29 | 4-4 | 16 | 8 | 5 | 1 | 5 | 50 |

2021-22 GAME-BY-GAME (32 GAMES, 2 STARTS)

| Opponent | MP | FG-A | 3FG-A | FT-A | R | F | A | B | S | Pts |
|-------------------------|------------|---------------|---------------|--------------|-----------|-----------|-----------|----------|-----------|------------|
| W. Illinois # | 32 | 2-4 | 2-4 | 1-2 | 3 | 3 | 1 | 0 | 0 | 7 |
| Sam Houston | 18 | 1-4 | 0-3 | 1-2 | 4 | 0 | 0 | 0 | 1 | 3 |
| Creighton | 31 | 6-11 | 3-6 | 0-0 | 4 | 1 | 1 | 0 | 2 | 15 |
| Idaho State | 24 | 4-5 | 2-3 | 0-0 | 4 | 1 | 2 | 0 | 3 | 10 |
| Southern | 26 | 1-3 | 1-3 | 0-0 | 2 | 2 | 4 | 0 | 0 | 3 |
| Tennessee State | 27 | 5-10 | 3-7 | 2-2 | 4 | 1 | 1 | 0 | 0 | 15 |
| South Dakota | 20 | 2-6 | 1-3 | 0-0 | 4 | 1 | 2 | 1 | 0 | 5 |
| at NC State | 37 | 1-8 | 0-7 | 0-0 | 4 | 5 | 2 | 0 | 2 | 2 |
| at Indiana* | 24 | 1-4 | 1-4 | 0-0 | 3 | 0 | 1 | 0 | 1 | 3 |
| Michigan* | 18 | 1-8 | 0-5 | 0-0 | 2 | 1 | 0 | 0 | 1 | 2 |
| vs. No. 18 Auburn | 25 | 6-9 | 4-6 | 1-2 | 1 | 2 | 0 | 0 | 0 | 17 |
| Kansas State | 24 | 1-5 | 1-4 | 3-4 | 3 | 1 | 0 | 0 | 2 | 6 |
| Kennesaw State | 16 | 3-4 | 1-2 | 1-2 | 0 | 1 | 0 | 1 | 1 | 8 |
| No. 13 Ohio State* | 34 | 5-8 | 3-4 | 0-0 | 1 | 2 | 1 | 0 | 0 | 13 |
| at No. 10 Michigan St.* | 21 | 4-9 | 2-4 | 0-1 | 1 | 1 | 0 | 0 | 1 | 10 |
| at Rutgers* | 26 | 4-6 | 2-4 | 1-2 | 0 | 1 | 1 | 0 | 0 | 11 |
| No. 25 Illinois* | 22 | 2-5 | 1-3 | 1-2 | 2 | 0 | 0 | 0 | 1 | 6 |
| at No. 7 Purdue* | 28 | 4-7 | 2-5 | 0-0 | 1 | 1 | 1 | 0 | 0 | 10 |
| Indiana* | 20 | 2-5 | 1-3 | 1-2 | 3 | 0 | 1 | 0 | 0 | 6 |
| No. 11 Wisconsin* | 19 | 1-6 | 1-4 | 0-0 | 2 | 0 | 0 | 0 | 1 | 3 |
| Rutgers* | 23 | 1-6 | 1-3 | 1-2 | 6 | 1 | 1 | 0 | 1 | 4 |
| at Michigan* | 32 | 2-4 | 2-3 | 2-2 | 4 | 1 | 0 | 0 | 2 | 8 |
| Northwestern* | 28 | 6-10 | 3-6 | 0-0 | 1 | 0 | 1 | 1 | 1 | 15 |
| Minnesota* | 20 | 3-5 | 3-5 | 0-0 | 3 | 1 | 0 | 0 | 0 | 9 |
| at Iowa* | 21 | 2-7 | 1-4 | 0-0 | 2 | 2 | 1 | 0 | 1 | 5 |
| Maryland* | 30 | 3-7 | 1-3 | 3-4 | 1 | 3 | 1 | 0 | 0 | 10 |
| at Northwestern* | 17 | 1-3 | 0-2 | 2-2 | 1 | 0 | 3 | 0 | 1 | 4 |
| No. 25 Iowa* | 20 | 5-7 | 2-4 | 2-2 | 2 | 1 | 1 | 0 | 0 | 14 |
| at Penn State* | 21 | 3-4 | 3-3 | 0-1 | 2 | 1 | 0 | 0 | 2 | 9 |
| at No. 23 Ohio State* | 33 | 6-11 | 3-5 | 0-0 | 2 | 2 | 0 | 0 | 1 | 15 |
| at No. 10 Wisconsin** | 37 | 4-7 | 2-5 | 0-1 | 1 | 2 | 0 | 0 | 0 | 10 |
| vs. Northwestern^ | 12 | 0-1 | 0-1 | 0-0 | 0 | 4 | 0 | 0 | 0 | 0 |
| Totals | 786 | 92-199 | 52-128 | 22-35 | 73 | 42 | 26 | 3 | 25 | 258 |

#4 JUWAN GRAY

2020-21 GAME-BY-GAME

(30 GAMES, 2 STARTS - AT ALABAMA)

| Opponent | MP | FG-A | 3FG-A | FT-A | R | F | A | B | S | Pts |
|----------------------|----|------|-------|------|---|---|---|---|---|-----|
| Jacksonville State | 3 | 0-2 | 0-0 | 0-0 | 0 | 0 | 0 | 0 | 0 | 0 |
| vs. Stanford | 4 | 0-1 | 0-1 | 1-2 | 0 | 0 | 0 | 0 | 0 | 1 |
| vs. Providence | 2 | 0-0 | 0-0 | 0-0 | 1 | 0 | 0 | 0 | 0 | 0 |
| vs. Clemson | 3 | 0-0 | 0-0 | 0-0 | 0 | 1 | 0 | 0 | 0 | 0 |
| Furman | 8 | 4-5 | 0-0 | 2-4 | 3 | 0 | 0 | 0 | 0 | 10 |
| Western Kentucky | 7 | 1-1 | 0-0 | 0-0 | 1 | 0 | 0 | 0 | 0 | 2 |
| East Tennessee State | 15 | 3-5 | 0-0 | 0-2 | 4 | 2 | 0 | 1 | 1 | 6 |
| Ole Miss | 3 | 0-0 | 0-0 | 0-0 | 0 | 2 | 0 | 0 | 1 | 0 |
| at No. 7 Tennessee | 0 | 0-0 | 0-0 | 0-0 | 0 | 0 | 0 | 0 | 0 | 0 |
| Florida | 3 | 0-2 | 0-0 | 0-0 | 2 | 0 | 0 | 0 | 0 | 0 |
| at Auburn | 2 | 0-2 | 0-2 | 0-0 | 0 | 1 | 0 | 0 | 0 | 0 |
| at Kentucky | 13 | 2-7 | 0-0 | 0-2 | 5 | 1 | 0 | 0 | 1 | 4 |
| Arkansas | 7 | 4-4 | 1-1 | 0-0 | 3 | 2 | 0 | 3 | 1 | 9 |
| at LSU | 8 | 0-0 | 0-0 | 0-0 | 3 | 2 | 1 | 0 | 0 | 0 |
| Mississippi St. | 6 | 0-2 | 0-0 | 2-2 | 0 | 1 | 1 | 0 | 0 | 2 |
| Kentucky | 16 | 3-6 | 0-1 | 0-2 | 3 | 2 | 0 | 1 | 1 | 6 |
| at No. 24 Oklahoma | 4 | 0-1 | 0-1 | 0-0 | 1 | 1 | 0 | 0 | 0 | 0 |
| LSU | 14 | 6-8 | 0-1 | 0-0 | 7 | 3 | 0 | 1 | 2 | 12 |
| at No. 18 Missouri | 10 | 0-2 | 0-0 | 3-4 | 4 | 0 | 1 | 0 | 1 | 3 |
| at South Carolina # | 2 | 1-2 | 0-0 | 1-1 | 1 | 0 | 0 | 0 | 2 | 2 |
| at No. 20 Arkansas | 16 | 4-8 | 0-2 | 1-2 | 9 | 4 | 0 | 2 | 0 | 9 |
| at Mississippi St. | 7 | 1-1 | 0-0 | 1-2 | 0 | 2 | 0 | 0 | 2 | 3 |
| Auburn | 11 | 2-3 | 0-0 | 0-0 | 4 | 1 | 0 | 0 | 1 | 4 |
| at Georgia | 8 | 0-4 | 0-0 | 0-0 | 5 | 0 | 0 | 1 | 0 | 0 |
| vs. Mississippi St. | 14 | 4-4 | 0-0 | 3-3 | 2 | 4 | 0 | 1 | 0 | 11 |

| | | | | | | | | | | |
|-----------------|------------|--------------|------------|--------------|-----------|-----------|----------|-----------|-----------|------------|
| vs. Tennessee | 11 | 1-2 | 0-0 | 1-1 | 3 | 0 | 0 | 0 | 0 | 3 |
| vs. LSU | 17 | 4-6 | 0-0 | 0-1 | 8 | 2 | 1 | 1 | 1 | 8 |
| vs. Iowa # | 20 | 2-2 | 0-0 | 2-3 | 4 | 3 | 0 | 0 | 1 | 6 |
| vs. Maryland #% | 25 | 2-4 | 0-0 | 2-2 | 7 | 0 | 1 | 1 | 0 | 6 |
| vs. UCLA % | 24 | 4-5 | 0-0 | 0-2 | 5 | 5 | 0 | 0 | 1 | 8 |
| Totals | 283 | 48-89 | 1-9 | 18-34 | 85 | 40 | 5 | 12 | 14 | 115 |

2021-22 GAME-BY-GAME

(29 GAMES, 16 STARTS - AT ALABAMA)

| Opponent | MP | FG-A | 3FG-A | FT-A | R | F | A | B | S | Pts |
|----------------------|------------|---------------|-------------|--------------|-----------|-----------|----------|-----------|-----------|------------|
| Louisiana Tech | 21 | 6-10 | 0-3 | 0-0 | 10 | 1 | 1 | 0 | 3 | 12 |
| South Dakota State | 8 | 0-1 | 0-1 | 0-0 | 2 | 1 | 1 | 0 | 0 | 0 |
| vs. Iowa | 20 | 2-3 | 0-0 | 0-2 | 7 | 2 | 0 | 0 | 0 | 4 |
| vs. Drake # | 27 | 6-9 | 0-0 | 2-4 | 10 | 4 | 0 | 0 | 2 | 14 |
| vs. Miami (Fla) # | 16 | 5-7 | 0-1 | 3-4 | 5 | 2 | 1 | 0 | 1 | 13 |
| vs. No. 3 Gonzaga # | 17 | 2-8 | 1-5 | 2-2 | 2 | 4 | 1 | 1 | 1 | 7 |
| No. 14 Houston # | 29 | 6-13 | 1-3 | 6-9 | 4 | 4 | 0 | 1 | 0 | 19 |
| at Memphis # | 21 | 3-6 | 1-2 | 0-0 | 2 | 5 | 0 | 0 | 0 | 7 |
| Jacksonville State # | 15 | 2-3 | 0-1 | 0-0 | 0 | 3 | 0 | 1 | 0 | 4 |
| vs. Davidson # | 24 | 4-5 | 3-4 | 4-5 | 8 | 1 | 0 | 1 | 0 | 15 |
| No. 14 Tennessee # | 21 | 1-3 | 0-1 | 0-0 | 4 | 4 | 0 | 1 | 3 | 2 |
| at Florida # | 28 | 7-11 | 1-3 | 4-4 | 8 | 0 | 1 | 1 | 2 | 19 |
| at Missouri # | 25 | 4-8 | 0-2 | 1-3 | 3 | 4 | 0 | 1 | 1 | 9 |
| No. 4 Auburn # | 6 | 2-3 | 0-0 | 1-0 | 1 | 4 | 0 | 0 | 0 | 4 |
| at Mississippi State | 9 | 1-3 | 0-2 | 0-0 | 0 | 4 | 0 | 1 | 0 | 2 |
| No. 13 LSU | 7 | 0-2 | 0-1 | 0-0 | 2 | 1 | 0 | 1 | 0 | 0 |
| No. 4 Baylor | 27 | 7-8 | 0-0 | 1-2 | 3 | 0 | 0 | 1 | 0 | 15 |
| at No. 1 Auburn # | 18 | 1-2 | 0-0 | 1-2 | 6 | 4 | 0 | 0 | 1 | 3 |
| No. 5 Kentucky # | 21 | 2-6 | 0-2 | 2-6 | 4 | 1 | 2 | 1 | 0 | 6 |
| at Ole Miss # | 11 | 2-3 | 0-0 | 2-2 | 1 | 0 | 0 | 0 | 0 | 6 |
| Arkansas # | 6 | 1-3 | 0-1 | 0-0 | 1 | 2 | 0 | 0 | 0 | 2 |
| Mississippi State | 8 | 1-1 | 0-0 | 0-0 | 2 | 1 | 0 | 0 | 1 | 2 |
| at No. 4 Kentucky # | 12 | 1-3 | 1-2 | 0-2 | 2 | 1 | 0 | 1 | 0 | 3 |
| at Vanderbilt | 3 | 0-3 | 0-2 | 0-0 | 0 | 2 | 0 | 0 | 0 | 0 |
| South Carolina | 10 | 0-3 | 0-1 | 2-2 | 4 | 1 | 0 | 0 | 0 | 2 |
| Texas A&M | 6 | 2-3 | 0-0 | 0-0 | 0 | 1 | 0 | 1 | 0 | 4 |
| at LSU | 6 | 0-1 | 0-1 | 2-2 | 2 | 0 | 0 | 0 | 0 | 2 |
| vs Vanderbilt | 8 | 1-2 | 0-0 | 0-0 | 2 | 2 | 1 | 0 | 0 | 2 |
| vs Notre Dame % | 23 | 4-9 | 1-2 | 1-3 | 4 | 2 | 1 | 3 | 2 | 10 |
| Totals | 453 | 73-142 | 9-41 | 33-54 | 99 | 61 | 9 | 16 | 17 | 188 |

#5 SAM GRIESEL

2018-19 GAME-BY-GAME

(24 GAMES, 22 STARTS - AT NORTH DAKOTA STATE)

| Opponent | MP | FG-A | 3FG-A | FT-A | R | F | A | B | S | Pts |
|-------------------------|----|------|-------|------|----|---|---|---|---|-----|
| at New Mexico St. # | 24 | 1-4 | 0-1 | 1-2 | 4 | 0 | 0 | 0 | 0 | 3 |
| UC Santa Barbara # | 21 | 1-3 | 0-0 | 0-0 | 2 | 2 | 0 | 0 | 1 | 2 |
| vs. Miami (Ohio) # | 21 | 2-3 | 0-0 | 1-2 | 5 | 0 | 2 | 0 | 0 | 5 |
| vs. Incarnate Word # | 29 | 2-4 | 0-1 | 0-0 | 2 | 2 | 3 | 1 | 1 | 4 |
| at Omaha | 14 | 1-2 | 0-0 | 0-0 | 1 | 1 | 0 | 0 | 0 | 2 |
| Dickinson State | 23 | 1-2 | 0-0 | 0-0 | 3 | 2 | 4 | 0 | 0 | 2 |
| Western Illinois # | 25 | 5-6 | 2-2 | 0-0 | 3 | 2 | 3 | 0 | 0 | 12 |
| at Denver # | 21 | 3-5 | 0-0 | 0-3 | 2 | 1 | 0 | 0 | 0 | 6 |
| North Dakota # | 33 | 4-6 | 0-1 | 1-2 | 11 | 1 | 0 | 0 | 0 | 9 |
| at South Dakota State # | 26 | 0-4 | 0-4 | 3-5 | 4 | 3 | 1 | 0 | 1 | 3 |
| at Oral Roberts # | 32 | 1-4 | 0-2 | 5-6 | 4 | 0 | 2 | 0 | 1 | 7 |
| at Western Illinois # | 29 | 3-7 | 0-2 | 1-2 | 5 | 0 | 0 | 0 | 0 | 7 |
| at North Dakota # | 30 | 4-8 | 1-4 | 1-3 | 3 | 2 | 3 | 0 | 1 | 10 |
| Denver # | 29 | 2-5 | 0-2 | 2-4 | 5 | 0 | 2 | 0 | 0 | 6 |
| Oral Roberts # | 25 | 1-2 | 0-0 | 0-0 | 4 | 2 | 2 | 0 | 2 | 2 |
| South Dakota State # | 16 | 3-6 | 2-3 | 0-0 | 1 | 2 | 3 | 0 | 0 | 8 |
| Omaha # | 25 | 2-5 | 0-2 | 0-0 | 4 | 4 | 2 | 1 | 1 | 4 |
| at South Dakota # | 28 | 3-9 | 0-1 | 1-2 | 2 | 2 | 0 | 0 | 0 | 7 |
| at Purdue Fort Wayne # | 29 | 4-7 | 0-0 | 2-2 | 3 | 1 | 2 | 0 | 1 | 10 |
| vs. Oral Roberts # | 27 | 0-2 | 0-1 | 2-4 | 4 | 2 | 3 | 0 | 2 | 2 |
| vs. Western Illinois # | 29 | 8-12 | 2-4 | 2-2 | 5 | 2 | 1 | 0 | 0 | 20 |
| vs. Omaha # | 26 | 1-4 | 0-1 | 0-0 | 5 | 2 | 1 | 0 | 2 | 2 |
| vs. N.C. Central #% | 28 | 4-9 | 1-1 | 1-2 | 6 | 1 | 0 | 0 | 0 | 10 |
| vs. No. 1 Duke #% | 24 | 1- | | | | | | | | |



| | | | | | | | | | | | | | | | | | | | |
|-----------------------|-----|-------|-----|-------|----|----|---|---|---|----|---|---|---|---|---|---|---|---|---|
| No. 7 North Carolina | 6 | 0-0 | 0-0 | 0-0 | 2 | 0 | 0 | 0 | 0 | 0 | 0 | 0 | 0 | 0 | 0 | 0 | 0 | 0 | 0 |
| Furman | 2 | 0-0 | 0-0 | 0-2 | 0 | 0 | 0 | 0 | 0 | 0 | 0 | 0 | 0 | 0 | 0 | 0 | 0 | 0 | 0 |
| at Wake Forest | 11 | 1-2 | 0-0 | 1-2 | 3 | 3 | 2 | 0 | 0 | 0 | 3 | 0 | 0 | 0 | 0 | 0 | 0 | 0 | 0 |
| at Arkansas | 6 | 1-1 | 0-0 | 0-0 | 3 | 0 | 1 | 0 | 0 | 0 | 2 | 0 | 0 | 0 | 0 | 0 | 0 | 0 | 0 |
| Auburn | 2 | 0-0 | 0-0 | 0-0 | 2 | 0 | 0 | 0 | 0 | 0 | 0 | 0 | 0 | 0 | 0 | 0 | 0 | 0 | 0 |
| No. 17 Kentucky | 3 | 0-0 | 0-0 | 0-0 | 0 | 0 | 0 | 0 | 0 | 0 | 0 | 0 | 0 | 0 | 0 | 0 | 0 | 0 | 0 |
| at Vanderbilt | 2 | 0-0 | 0-0 | 0-0 | 0 | 0 | 0 | 0 | 0 | 0 | 0 | 0 | 0 | 0 | 0 | 0 | 0 | 0 | 0 |
| Texas A&M | 3 | 0-0 | 0-0 | 0-0 | 2 | 1 | 0 | 0 | 0 | 0 | 0 | 0 | 0 | 0 | 0 | 0 | 0 | 0 | 0 |
| at Missouri | 9 | 2-2 | 0-0 | 0-0 | 1 | 1 | 0 | 0 | 0 | 0 | 4 | 0 | 0 | 0 | 0 | 0 | 0 | 0 | 0 |
| at South Carolina | 25 | 5-5 | 0-0 | 0-2 | 4 | 3 | 0 | 1 | 0 | 10 | 0 | 0 | 0 | 0 | 0 | 0 | 0 | 0 | 0 |
| Vanderbilt | 17 | 1-2 | 0-0 | 3-4 | 6 | 2 | 0 | 0 | 0 | 5 | 0 | 0 | 0 | 0 | 0 | 0 | 0 | 0 | 0 |
| at Iowa State | 9 | 0-0 | 0-0 | 0-0 | 0 | 2 | 0 | 0 | 0 | 0 | 0 | 0 | 0 | 0 | 0 | 0 | 0 | 0 | 0 |
| LSU | 14 | 2-2 | 0-0 | 1-2 | 6 | 1 | 2 | 0 | 0 | 5 | 0 | 0 | 0 | 0 | 0 | 0 | 0 | 0 | 0 |
| Mississippi | 7 | 1-2 | 0-0 | 0-0 | 2 | 0 | 0 | 0 | 0 | 2 | 0 | 0 | 0 | 0 | 0 | 0 | 0 | 0 | 0 |
| at No. 24 Kentucky | 6 | 0-0 | 0-0 | 0-0 | 1 | 0 | 0 | 0 | 0 | 1 | 0 | 0 | 0 | 0 | 0 | 0 | 0 | 0 | 0 |
| at Alabama | 15 | 2-3 | 0-0 | 0-0 | 7 | 3 | 0 | 2 | 0 | 4 | 0 | 0 | 0 | 0 | 0 | 0 | 0 | 0 | 0 |
| South Carolina | 5 | 0-1 | 0-0 | 1-2 | 2 | 1 | 0 | 0 | 0 | 1 | 0 | 0 | 0 | 0 | 0 | 0 | 0 | 0 | 0 |
| at Georgia | 5 | 0-1 | 0-0 | 0-0 | 0 | 2 | 0 | 0 | 0 | 0 | 0 | 0 | 0 | 0 | 0 | 0 | 0 | 0 | 0 |
| at Mississippi | 22 | 2-5 | 0-0 | 1-4 | 7 | 2 | 1 | 0 | 1 | 5 | 0 | 0 | 0 | 0 | 0 | 0 | 0 | 0 | 0 |
| at Mississippi State | 15 | 3-3 | 0-0 | 1-2 | 2 | 2 | 1 | 0 | 0 | 7 | 0 | 0 | 0 | 0 | 0 | 0 | 0 | 0 | 0 |
| Georgia | 6 | 0-1 | 0-0 | 0-0 | 0 | 2 | 0 | 0 | 0 | 0 | 0 | 0 | 0 | 0 | 0 | 0 | 0 | 0 | 0 |
| vs. Mississippi State | 10 | 0-1 | 0-0 | 1-2 | 4 | 0 | 0 | 0 | 0 | 1 | 0 | 0 | 0 | 0 | 0 | 0 | 0 | 0 | 0 |
| vs. Arkansas | 9 | 0-0 | 0-0 | 0-0 | 0 | 1 | 0 | 0 | 0 | 0 | 0 | 0 | 0 | 0 | 0 | 0 | 0 | 0 | 0 |
| vs. Kentucky | 2 | 0-0 | 0-0 | 0-0 | 1 | 0 | 0 | 0 | 0 | 0 | 0 | 0 | 0 | 0 | 0 | 0 | 0 | 0 | 0 |
| vs. Wright State % | 2 | 1-1 | 0-0 | 0-0 | 0 | 0 | 0 | 0 | 0 | 2 | 0 | 0 | 0 | 0 | 0 | 0 | 0 | 0 | 0 |
| vs. Loyola (Ill.) % | 18 | 1-2 | 0-0 | 0-0 | 2 | 1 | 1 | 0 | 0 | 2 | 0 | 0 | 0 | 0 | 0 | 0 | 0 | 0 | 0 |
| Totals | 299 | 28-47 | 0-0 | 10-25 | 75 | 43 | 9 | 7 | 3 | 66 | 0 | 0 | 0 | 0 | 0 | 0 | 0 | 0 | 0 |

2018-19 GAME-BY-GAME (30 GAMES, 0 STARTS - AT TENNESSEE)

| Opponent | MP | FG-A | 3FG-A | FT-A | R | F | A | B | S | Pts |
|--------------------|-----|-------|-------|------|----|----|---|---|---|-----|
| Lenior-Rhnye | 14 | 1-3 | 0-0 | 0-3 | 3 | 2 | 1 | 0 | 0 | 2 |
| Louisiana | 2 | 0-1 | 0-0 | 0-0 | 1 | 0 | 0 | 0 | 0 | 0 |
| vs. Louisville | 1 | 0-0 | 0-0 | 0-0 | 0 | 0 | 0 | 0 | 0 | 0 |
| vs. No. 2 Kansas | 4 | 0-1 | 0-0 | 0-1 | 2 | 1 | 0 | 0 | 0 | 0 |
| Eastern Kentucky | 7 | 0-0 | 0-0 | 0-0 | 2 | 0 | 0 | 0 | 0 | 0 |
| Texas A&M-CC | 14 | 1-2 | 0-0 | 1-4 | 4 | 1 | 0 | 1 | 0 | 3 |
| vs. No. 1 Gonzaga | 4 | 0-1 | 0-0 | 0-0 | 0 | 0 | 0 | 0 | 0 | 0 |
| at Memphis | 2 | 0-0 | 0-0 | 0-0 | 0 | 1 | 0 | 1 | 0 | 0 |
| Samford | 6 | 2-2 | 0-0 | 1-2 | 1 | 3 | 0 | 0 | 0 | 5 |
| Wake Forest | 6 | 0-0 | 0-0 | 0-0 | 2 | 0 | 0 | 0 | 0 | 0 |
| Tennessee Tech | 13 | 0-1 | 0-0 | 0-0 | 3 | 1 | 1 | 0 | 0 | 0 |
| Georgia | 10 | 2-3 | 0-0 | 1-2 | 2 | 3 | 1 | 0 | 0 | 5 |
| at Missouri | 5 | 0-0 | 0-0 | 0-0 | 0 | 1 | 0 | 0 | 0 | 0 |
| at Florida | 4 | 0-0 | 0-0 | 0-0 | 0 | 1 | 0 | 0 | 0 | 0 |
| vs. Arkansas | 3 | 1-1 | 0-0 | 1-2 | 2 | 0 | 0 | 0 | 0 | 3 |
| at Vanderbilt | 1 | 1-1 | 0-0 | 0-0 | 0 | 0 | 0 | 0 | 0 | 2 |
| vs. West Virginia | 9 | 0-0 | 0-0 | 0-0 | 0 | 3 | 1 | 0 | 2 | 0 |
| at South Carolina | 13 | 1-1 | 0-0 | 1-5 | 3 | 2 | 0 | 0 | 1 | 3 |
| at Texas A&M | 2 | 0-0 | 0-0 | 0-0 | 0 | 0 | 0 | 0 | 0 | 0 |
| vs. Florida | 4 | 0-0 | 0-0 | 0-0 | 0 | 0 | 0 | 0 | 0 | 0 |
| at No. 5 Kentucky | 2 | 0-0 | 0-0 | 0-0 | 0 | 0 | 0 | 0 | 0 | 0 |
| vs. Vanderbilt | 1 | 0-0 | 0-0 | 0-0 | 1 | 0 | 0 | 0 | 0 | 0 |
| at No. 13 LSU | 3 | 0-0 | 0-0 | 0-0 | 0 | 2 | 1 | 0 | 0 | 0 |
| at Mississippi | 2 | 0-0 | 0-0 | 0-0 | 0 | 1 | 0 | 0 | 0 | 0 |
| No. 4 Kentucky | 6 | 0-0 | 0-0 | 0-0 | 2 | 2 | 1 | 0 | 0 | 0 |
| Mississippi State | 6 | 1-1 | 0-0 | 0-0 | 1 | 1 | 0 | 0 | 2 | 2 |
| at Auburn | 4 | 0-0 | 0-0 | 0-0 | 1 | 0 | 0 | 0 | 0 | 0 |
| vs. No. 4 Kentucky | 4 | 0-1 | 0-0 | 0-0 | 1 | 2 | 0 | 0 | 0 | 0 |
| vs. No. 22 Auburn | 4 | 0-0 | 0-0 | 0-0 | 1 | 1 | 0 | 0 | 0 | 0 |
| vs. Iowa % | 3 | 0-0 | 0-0 | 0-0 | 2 | 2 | 0 | 0 | 0 | 0 |
| Totals | 160 | 10-19 | 0-0 | 5-19 | 32 | 28 | 7 | 3 | 6 | 25 |

2020-21 GAME-BY-GAME (16 GAMES, 16 STARTS)

| Opponent | MP | FG-A | 3FG-A | FT-A | R | F | A | B | S | Pts |
|----------------------|-----|-------|-------|-------|----|----|----|----|----|-----|
| Indiana #* | 26 | 5-7 | 0-0 | 0-0 | 3 | 3 | 1 | 1 | 2 | 10 |
| at Michigan State #* | 24 | 1-2 | 0-0 | 2-4 | 4 | 4 | 2 | 2 | 1 | 4 |
| at Minnesota #* | 15 | 1-5 | 0-0 | 2-4 | 4 | 4 | 0 | 1 | 1 | 4 |
| No. 21 Wisconsin #* | 17 | 0-0 | 0-0 | 1-3 | 6 | 3 | 2 | 0 | 2 | 1 |
| No. 6 Illinois #* | 23 | 2-3 | 0-0 | 1-1 | 8 | 5 | 3 | 2 | 0 | 5 |
| at Penn State #* | 25 | 4-6 | 0-0 | 0-1 | 4 | 2 | 1 | 1 | 1 | 8 |
| at Maryland #* | 8 | 1-2 | 0-1 | 0-0 | 3 | 0 | 1 | 0 | 1 | 2 |
| at Maryland #* | 13 | 1-1 | 0-0 | 0-0 | 0 | 4 | 1 | 0 | 1 | 2 |
| Purdue #* | 15 | 0-2 | 0-0 | 0-0 | 3 | 4 | 1 | 1 | 1 | 0 |
| Penn State #* | 27 | 4-4 | 0-0 | 1-1 | 5 | 3 | 1 | 0 | 0 | 9 |
| at No. 5 Illinois #* | 18 | 3-5 | 0-0 | 1-1 | 5 | 4 | 1 | 0 | 0 | 7 |
| Minnesota #* | 25 | 6-10 | 0-0 | 0-1 | 9 | 3 | 2 | 3 | 0 | 12 |
| Rutgers #* | 24 | 7-11 | 0-0 | 0-1 | 6 | 1 | 1 | 0 | 0 | 14 |
| at No. 5 Iowa #* | 12 | 0-1 | 0-0 | 0-2 | 2 | 2 | 0 | 0 | 0 | 0 |
| at Northwestern #* | 30 | 4-5 | 0-0 | 0-0 | 6 | 2 | 2 | 1 | 2 | 8 |
| vs. Penn State #^ | 30 | 3-6 | 0-0 | 2-3 | 7 | 4 | 6 | 1 | 1 | 8 |
| Totals | 332 | 42-70 | 0-1 | 10-22 | 75 | 48 | 25 | 13 | 13 | 94 |

2021-22 GAME-BY-GAME (32 GAMES, 32 STARTS)

| Opponent | MP | FG-A | 3FG-A | FT-A | R | F | A | B | S | Pts |
|---------------|----|------|-------|------|---|---|---|---|---|-----|
| W. Illinois # | 29 | 1-3 | 0-1 | 2-2 | 8 | 2 | 0 | 1 | 0 | 4 |
| Sam Houston # | 20 | 2-2 | 0-0 | 3-4 | 8 | 4 | 0 | 2 | 1 | 7 |
| Creighton # | 19 | 0-2 | 0-0 | 0-0 | 5 | 2 | 3 | 2 | 0 | 0 |
| Idaho State # | 21 | 5-5 | 0-0 | 4-5 | 3 | 2 | 0 | 0 | 0 | 14 |

| | | | | | | | | | | |
|---------------------------|-----|---------|-----|-------|-----|----|----|----|----|-----|
| Southern # | 22 | 7-8 | 0-0 | 1-2 | 4 | 3 | 3 | 2 | 0 | 15 |
| Tennessee State # | 29 | 7-7 | 0-0 | 2-6 | 6 | 3 | 0 | 1 | 0 | 16 |
| South Dakota # | 19 | 6-7 | 0-0 | 1-1 | 5 | 1 | 0 | 1 | 1 | 13 |
| at NC State # | 50 | 5-8 | 0-0 | 2-2 | 13 | 4 | 4 | 2 | 2 | 12 |
| at Indiana #* | 24 | 4-5 | 0-0 | 0-1 | 4 | 4 | 0 | 0 | 2 | 8 |
| Michigan #* | 19 | 0-0 | 0-0 | 1-2 | 4 | 2 | 0 | 1 | 0 | 1 |
| vs. No. 18 Auburn # | 30 | 4-4 | 0-0 | 2-2 | 10 | 3 | 4 | 2 | 2 | 10 |
| Kansas State # | 33 | 3-5 | 0-0 | 0-0 | 9 | 2 | 1 | 1 | 1 | 6 |
| Kennesaw State # | 24 | 4-5 | 0-0 | 3-3 | 4 | 1 | 1 | 3 | 1 | 11 |
| No. 13 Ohio State #* | 35 | 6-10 | 0-0 | 3-4 | 10 | 3 | 1 | 0 | 4 | 15 |
| at No. 10 Michigan St. #* | 32 | 8-9 | 0-0 | 0-0 | 1 | 1 | 2 | 1 | 2 | 16 |
| at Rutgers #* | 23 | 6-11 | 0-0 | 0-1 | 6 | 3 | 1 | 1 | 1 | 12 |
| No. 25 Illinois #* | 28 | 7-11 | 0-0 | 0-0 | 7 | 2 | 2 | 0 | 1 | 14 |
| at No. 7 Purdue #* | 19 | 3-8 | 0-0 | 2-2 | 4 | 5 | 2 | 0 | 0 | 8 |
| Indiana #* | 19 | 2-3 | 0-0 | 0-0 | 4 | 4 | 0 | 0 | 1 | 4 |
| No. 11 Wisconsin #* | 30 | 2-6 | 0-0 | 0-0 | 5 | 5 | 4 | 0 | 1 | 4 |
| Rutgers #* | 30 | 4-7 | 0-0 | 1-1 | 3 | 3 | 1 | 1 | 0 | 9 |
| at Michigan #* | 22 | 5-6 | 0-0 | 0-0 | 1 | 5 | 0 | 0 | 0 | 10 |
| Northwestern #* | 21 | 3-6 | 0-0 | 0-1 | 6 | 1 | 2 | 1 | 0 | 6 |
| Minnesota #* | 29 | 4-4 | 0-0 | 3-4 | 7 | 2 | 0 | 2 | 0 | 11 |
| at Iowa #* | 26 | 6-8 | 0-0 | 2-3 | 6 | 2 | 1 | 1 | 1 | 14 |
| Maryland #* | 28 | 3-8 | 0-0 | 0-0 | 6 | 4 | 0 | 0 | 0 | 6 |
| at Northwestern #* | 31 | 0-1 | 0-0 | 2-2 | 10 | 2 | 5 | 0 | 1 | 2 |
| No. 25 Iowa #* | 27 | 5-6 | 0-0 | 0-0 | 8 | 4 | 2 | 2 | 0 | 10 |
| at Penn State #* | 28 | 4-6 | 0-0 | 2-2 | 7 | 3 | 4 | 0 | 0 | 10 |
| at No. 23 Ohio State #* | 13 | 2-2 | 0-0 | 0-1 | 5 | 4 | 0 | 0 | 0 | 4 |
| vs. No. 10 Wisconsin #* | 31 | 7-11 | 0-0 | 1-2 | 7 | 2 | 1 | 0 | 1 | 15 |
| vs. Northwestern #^ | 33 | 4-5 | 0-0 | 8-9 | 7 | 5 | 1 | 2 | 1 | 16 |
| Totals | 843 | 129-189 | 0-1 | 45-62 | 193 | 93 | 45 | 29 | 24 | 303 |

#25 EMMANUEL BANDOUMEL

2019-20 GAME-BY-GAME (30 GAMES, 18 STARTS AT SMU)

| Opponent | MP | FG-A | 3FG-A | FT-A | R | F | A | B | S | Pts |
|----------------------|----|------|-------|------|---|---|---|---|---|-----|
| Jacksonville State # | 26 | 3-10 | 0-4 | 0-0 | 5 | 3 | 2 | 0 | 0 | 6 |
| New Orleans # | 16 | 2-7 | 0-3 | 0-0 | 2 | 2 | 2 | 0 | 0 | 4 |
| Jackson State # | 32 | 3-6 | 2-4 | 0-0 | 2 | 1 | 3 | 0 | 0 | 8 |
| at Evansville # | 29 | 1-7 | 0-2 | 0-0 | 3 | 2 | 1 | 0 | 0 | 2 |
| at UNLV | 11 | 1-3 | 1-2 | 0-0 | 2 | 4 | 0 | 1 | 0 | 3 |
| Hartford | 19 | 2-5 | 0-2 | 3-6 | 4 | 3 | 2 | 0 | 0 | 7 |
| Ablene Christian | 14 | 0-1 | 0-0 | 1-2 | 4 | 1 | 1 | 0 | 0 | 1 |
| Northwestern State | 18 | 1-3 | 1-1 | 7-9 | 5 | 1 | 0 | 0 | 0 | 10 |
| Georgetown | 24 | 2-7 | 2-6 | 2-4 | 2 | 1 | 1 | 0 | 1 | 8 |
| at Georgia | 10 | 1-4 | 0-3 | 0-0 | 2 | 1 | 1 | 0 | 0 | 2 |
| Georgia State | 5 | 0-2 | 0-2 | 2-2 | 0 | 0 | 0 | 0 | 0 | 2 |
| South Florida | 23 | 4-7 | 1-4 | 3-3 | 3 | 2 | 1 | 0 | 0 | 12 |
| at Vanderbilt | 28 | 3-3 | 1-1 | 3-3 | 1 | 2 | 6 | 0 | 3 | 10 |
| UCF | 22 | 2-4 | 1-3 | 2-2 | 4 | | | | | |

N 2022-23 NEBRASKA BASKETBALL CAREER GAME-BY-GAME TOTALS

2022-23 HUSKERS



| | | | | | | | | | | |
|---------------------|-------------|----------------|---------------|--------------|------------|-----------|-----------|----------|-----------|------------|
| at New Mexico # | 12 | 3-5 | 0-1 | 0-0 | 2 | 4 | 1 | 0 | 0 | 6 |
| at Tulsa # | 25 | 4-10 | 4-6 | 1-2 | 4 | 2 | 1 | 0 | 0 | 13 |
| UCF # | 35 | 3-9 | 0-5 | 0-0 | 5 | 2 | 1 | 1 | 0 | 6 |
| at Cincinnati # | 36 | 5-14 | 3-8 | 0-0 | 5 | 1 | 1 | 1 | 0 | 13 |
| South Florida # | 13 | 1-6 | 0-3 | 0-0 | 0 | 2 | 1 | 0 | 1 | 2 |
| at Tulane# | 32 | 6-12 | 4-9 | 1-2 | 5 | 1 | 4 | 0 | 0 | 17 |
| at Memphis# | 39 | 4-10 | 2-6 | 3-3 | 4 | 0 | 1 | 0 | 1 | 13 |
| at South Florida | 30 | 4-10 | 4-10 | 0-1 | 2 | 1 | 2 | 1 | 0 | 12 |
| Temple # | 37 | 3-9 | 1-4 | 3-5 | 5 | 2 | 2 | 1 | 1 | 10 |
| at Wichita State # | 34 | 4-10 | 3-8 | 1-2 | 4 | 0 | 1 | 0 | 0 | 12 |
| No. 6 Houston # | 37 | 1-4 | 0-3 | 1-1 | 3 | 2 | 1 | 0 | 0 | 3 |
| at East Carolina # | 33 | 6-15 | 6-10 | 5-6 | 4 | 3 | 0 | 0 | 0 | 23 |
| at Temple # | 36 | 2-10 | 1-3 | 1-2 | 4 | 4 | 2 | 1 | 0 | 6 |
| Memphis # | 31 | 3-5 | 1-2 | 2-2 | 2 | 0 | 2 | 0 | 2 | 9 |
| Tulsa # | 33 | 4-9 | 4-9 | 2-2 | 4 | 1 | 2 | 0 | 2 | 14 |
| at No. 14 Houston # | 37 | 3-11 | 1-5 | 2-2 | 4 | 1 | 4 | 0 | 0 | 9 |
| Cincinnati # | 37 | 2-5 | 2-4 | 4-4 | 10 | 2 | 2 | 1 | 2 | 10 |
| Tulane # | 37 | 6-15 | 4-12 | 2-2 | 4 | 1 | 3 | 1 | 1 | 18 |
| vs. Tulsa # | 36 | 5-13 | 4-9 | 2-2 | 6 | 3 | 4 | 0 | 0 | 16 |
| vs. Memphis # | 38 | 4-10 | 0-5 | 0-0 | 2 | 3 | 1 | 0 | 1 | 8 |
| Nicholls State #S | 30 | 2-13 | 1-9 | 3-3 | 8 | 0 | 4 | 0 | 1 | 8 |
| Washington State #S | 34 | 1-8 | 0-4 | 2-2 | 2 | 1 | 2 | 0 | 0 | 4 |
| Totals | 1018 | 114-316 | 70-199 | 51-62 | 127 | 55 | 58 | 9 | 20 | 349 |

#30 KEISEI TOMINAGA

2021-22 GAME-BY-GAME (30 GAMES, 11 STARTS)

| Opponent | MP | FG-A | 3FG-A | FT-A | R | F | A | B | S | Pts |
|---------------------------|----|------|-------|------|---|---|---|---|---|-----|
| W. Illinois | 18 | 1-5 | 1-5 | 0-0 | 1 | 0 | 0 | 0 | 3 | 3 |
| Sam Houston | 10 | 0-2 | 0-2 | 0-0 | 2 | 0 | 0 | 0 | 0 | 0 |
| Creighton | 10 | 0-2 | 0-1 | 0-0 | 0 | 0 | 0 | 0 | 1 | 0 |
| Idaho State | 17 | 4-7 | 1-4 | 2-3 | 1 | 1 | 0 | 0 | 0 | 11 |
| Southern | 11 | 3-6 | 2-5 | 3-4 | 2 | 1 | 0 | 0 | 0 | 11 |
| Tennessee State | 8 | 1-4 | 0-2 | 0-0 | 0 | 0 | 0 | 0 | 0 | 2 |
| South Dakota | 22 | 8-11 | 5-6 | 2-2 | 0 | 2 | 2 | 0 | 2 | 23 |
| at NC State | 44 | 5-14 | 5-11 | 1-1 | 2 | 1 | 0 | 0 | 2 | 16 |
| at Indiana #* | 22 | 2-7 | 1-5 | 0-0 | 3 | 1 | 0 | 0 | 1 | 5 |
| Michigan #* | 34 | 4-14 | 3-11 | 0-0 | 3 | 0 | 1 | 0 | 0 | 11 |
| vs. No. 18 Auburn # | 24 | 1-5 | 1-4 | 0-0 | 2 | 0 | 1 | 0 | 3 | 3 |
| Kansas State # | 33 | 3-13 | 2-10 | 0-0 | 4 | 1 | 0 | 0 | 3 | 8 |
| Kennesaw State # | 27 | 7-12 | 4-7 | 0-0 | 1 | 2 | 2 | 0 | 1 | 18 |
| No. 13 Ohio State #* | 17 | 2-5 | 1-4 | 2-2 | 0 | 1 | 1 | 0 | 0 | 7 |
| at No. 10 Michigan St. #* | 21 | 1-4 | 1-4 | 0-0 | 2 | 2 | 1 | 0 | 1 | 3 |
| at Rutgers #* | 22 | 2-5 | 2-5 | 0-0 | 1 | 2 | 2 | 0 | 0 | 6 |
| No. 25 Illinois #* | 26 | 3-6 | 2-3 | 0-0 | 2 | 1 | 1 | 0 | 1 | 8 |
| at No. 7 Purdue #* | 16 | 4-5 | 2-3 | 1-2 | 3 | 1 | 1 | 0 | 2 | 11 |

| | | | | | | | | | | |
|-----------------------|------------|---------------|---------------|--------------|-----------|-----------|-----------|----------|-----------|------------|
| Indiana #* | 16 | 1-2 | 0-0 | 0-0 | 0 | 1 | 1 | 0 | 1 | 2 |
| No. 11 Wisconsin # | 9 | 0-1 | 0-0 | 0-0 | 1 | 1 | 1 | 0 | 0 | 0 |
| Rutgers # | 5 | 0-3 | 0-0 | 0-0 | 2 | 0 | 0 | 0 | 1 | 0 |
| at Michigan # | 16 | 3-3 | 1-1 | 0-0 | 1 | 2 | 1 | 1 | 0 | 7 |
| Northwestern # | 15 | 1-4 | 0-3 | 0-0 | 3 | 0 | 0 | 0 | 0 | 2 |
| Minnesota # | 7 | 1-2 | 1-2 | 0-0 | 0 | 0 | 0 | 0 | 1 | 3 |
| at Iowa # | 12 | 1-6 | 1-6 | 2-2 | 3 | 0 | 1 | 0 | 0 | 5 |
| Maryland # | 4 | 0-0 | 0-0 | 0-0 | 1 | 0 | 0 | 0 | 0 | 0 |
| at Northwestern # | 13 | 0-2 | 0-1 | 0-0 | 2 | 0 | 1 | 0 | 0 | 0 |
| at Penn State # | 4 | 0-1 | 0-0 | 0-0 | 1 | 0 | 0 | 0 | 0 | 0 |
| at No. 10 Wisconsin # | 12 | 1-7 | 0-4 | 3-3 | 2 | 0 | 1 | 0 | 0 | 5 |
| vs. Northwestern ^ | 1 | 0-0 | 0-0 | 0-0 | 0 | 0 | 0 | 0 | 0 | 0 |
| Totals | 496 | 59-158 | 36-109 | 16-19 | 45 | 20 | 18 | 1 | 23 | 170 |

#32 WILHELM BREIDENBACH

2021-22 GAME-BY-GAME (10 GAMES, 0 STARTS)

| Opponent | MP | FG-A | 3FG-A | FT-A | R | F | A | B | S | Pts |
|-----------------|------------|--------------|-------------|-------------|-----------|-----------|----------|----------|-----------|-----------|
| W. Illinois | 11 | 0-3 | 0-2 | 0-0 | 0 | 4 | 0 | 1 | 1 | 0 |
| Sam Houston | 17 | 1-3 | 0-1 | 1-1 | 3 | 5 | 0 | 1 | 1 | 3 |
| Creighton | 18 | 1-5 | 1-3 | 0-0 | 2 | 3 | 2 | 2 | 0 | 3 |
| Idaho State | 16 | 3-6 | 2-5 | 1-2 | 3 | 3 | 2 | 0 | 0 | 9 |
| Southern | 19 | 2-4 | 0-2 | 0-2 | 4 | 3 | 1 | 0 | 0 | 4 |
| Tennessee State | 10 | 0-2 | 0-1 | 0-0 | 0 | 3 | 0 | 0 | 0 | 0 |
| South Dakota | 21 | 0-0 | 0-0 | 3-5 | 5 | 2 | 1 | 0 | 5 | 3 |
| at NC State | 14 | 3-6 | 0-3 | 0-1 | 2 | 5 | 0 | 1 | 1 | 6 |
| at Indiana | 17 | 2-3 | 0-1 | 1-1 | 4 | 4 | 0 | 1 | 0 | 5 |
| Michigan # | 14 | 2-7 | 0-2 | 0-0 | 4 | 1 | 0 | 0 | 2 | 4 |
| Totals | 157 | 14-39 | 3-20 | 6-12 | 27 | 33 | 6 | 6 | 10 | 37 |

Key: # - Games started; * - Big Ten Conference Games; ^ - Big Ten Tournament;
% - NCAA Tournament; \$ - NIT

2022-23
COACHES



FRED
HOIBERG



FRED
HOIBERG
Head Coach



FRED HOIBERG

HEAD COACH | FOURTH SEASON

ALMA MATER (YEAR): **IOWA STATE (1995)**
 NCAA RECORD: **139-123 (EIGHT SEASONS)**

A proven coach with success at the collegiate and NBA levels, Fred Hoiberg is in his fourth season as Nebraska's men's basketball coach in 2022-23 after being hired in March of 2019. Hoiberg, who was born in Lincoln, is the 28th coach in the history of Nebraska men's basketball, a fraternity that includes his grandfather, Jerry Bush, who guided the Husker program for nine seasons from 1955 to 1963. Hoiberg's ties run deep to Nebraska as his other grandfather, Otto Hoiberg, was a history professor at the University, while his father, Eric, received his doctorate degree from Nebraska.

Hoiberg brought a distinguished resume to Lincoln that includes four years as an NBA front office executive, four years as an NBA head coach and five years at Iowa State, where he orchestrated the biggest turnaround in Big 12 history in 2011-12 and guided the school to four straight NCAA Tournament appearances.

Following his 10-year NBA playing career, Hoiberg worked in the front office for the NBA's Minnesota Timberwolves, serving as assistant general manager before being promoted to vice president of basketball operations. He left the Timberwolves to get into coaching, accepting the head job at Iowa State, his alma mater. Hoiberg led the Cyclones to four NCAA Tournament appearances and a pair of Big 12 Tournament championships in his five seasons at the school. His success in Ames led him back to the NBA as head coach of the Chicago Bulls, where he helped the Bulls to a playoff appearance in his second season.

Hoiberg has experienced immense success at the collegiate level. He won more games than any other player during his time as a Cyclone guard and then returned to post the top winning percentage of any coach in Iowa State history. He won four NCAA Tournament games at Iowa State – a program record – and developed four players who eventually became NBA Draft picks and four All-Americans in his five seasons.



Fred Hoiberg helped Bryce McGowens get drafted in the second round of the 2022 NBA Draft. He was the third Husker drafted in the last four years and NU's highest draftee since 1998.



Hoiberg has implemented his offensive attack in Lincoln, as Nebraska has led the Big Ten in tempo in each of his first three seasons, including a pair of seasons where NU ranked in the top 20 nationally. In his first season, the Huskers began to adapt to Hoiberg's system, ranking in the top three of the Big Ten in both 3-pointers per game (third) and turnover margin (second). NU which had one returning letterwinner, posted wins over Purdue and Iowa.

The 2020-21 season saw the Huskers climb to 40th nationally in defensive efficiency, despite a lineup which featured four new starters. NU ranked second in school history with 8.44 3-pointers per game while facing a top-10 schedule for the second straight season. Dalano Banton was a second-round pick by the Toronto Raptors in the 2021 NBA Draft after leading the Huskers in both assists and rebounds.

In 2021-22, Nebraska averaged 73.3 points per game, a total which was fourth in the Big Ten and the Huskers' highest scoring average since the 1995-96 season. Bryce McGowens was named Big Ten Newcomer of the Year by the Associated Press and a third-team all-conference pick, while Alonzo Verge Jr. led the Big Ten with 5.5 assists per game. The Huskers had an NBA Draft pick for the second straight year, as Bryce McGowens was the No. 40 pick in the 2022 NBA Draft, the highest drafted Nebraska player since 1998. McGowens is the 12th Hoiberg-coached player to reach the NBA.

CHICAGO BULLS HEAD COACH

Hoiberg was named an NBA head coach just five years into his coaching career. He led Chicago to immediate success, as the Bulls finished with a 42-40 record in his first year in 2015-16, when Hoiberg became just the fifth coach in franchise history to have a winning record in his debut season. The next season, Hoiberg took Chicago to the Eastern Conference Playoffs. The No. 8 seed Bulls went on the road and won the first two games of a first-round series against the top-seed Boston Celtics, becoming the first No. 8 seed

HOIBERG'S COLLEGIATE COACHING RECORD

| Year | School | Overall Record | Pct. | Conf Record | Pct | Conf. Finish | Postseason |
|---------------|------------|----------------|-------------|--------------|-------------|--------------|-------------------|
| 2010-11 | Iowa State | 16-16 | .500 | 3-13 | .188 | 12th | None |
| 2011-12 | Iowa State | 23-11 | .676 | 12-6 | .677 | T-3rd | NCAA Third Round |
| 2012-13 | Iowa State | 23-12 | .657 | 11-7 | .611 | T-4th | NCAA Third Round |
| 2013-14 | Iowa State | 28-8 | .778 | 11-7 | .611 | T-3rd | NCAA Sweet 16 |
| 2014-15 | Iowa State | 25-9 | .735 | 12-6 | .677 | T-2nd | NCAA Second Round |
| 2019-20 | Nebraska | 7-25 | .219 | 2-18 | .100 | 14th | None |
| 2020-21 | Nebraska | 7-20 | .259 | 3-16 | .158 | 14th | None |
| 2021-22 | Nebraska | 10-22 | .313 | 4-16 | .200 | T-13th | None |
| Totals | | 139-123 | .531 | 58-89 | .395 | | |

to take a 2-0 lead against a No. 1 seed since 1993. Hoiberg became the fifth coach in NBA history to have each of his first two career playoff victories come on the road. The 2017 playoffs also marked the first time Chicago had won the first two games of a playoff series on the road since the 1993 NBA Finals. Overall, Chicago won more than 40 games in two of Hoiberg's three full seasons.

IOWA STATE HEAD COACH

Hoiberg led a resurgence at his alma mater, leaving a lasting legacy in five seasons. He guided Iowa State to a 115-56 record – including a 99-40 mark in his final four seasons – to post the top winning percentage (.673) in Cyclone history. Hoiberg led Iowa

State to a program-record four consecutive NCAA Tournament appearances, while tying the school record with four NCAA Tournament coaching victories. Hoiberg also posted the top conference winning percentage (.557) in ISU history and guided Iowa State to back-to-back Big 12 Tournament titles in 2014 and 2015.

Hoiberg inherited a Cyclone program that had not made the NCAA Tournament or had a winning conference record in five years. But after just one rebuilding year, Hoiberg guided the Cyclones to four consecutive NCAA Tournaments before leaving for the NBA. His 115 wins were the most by any coach in a five-year span in Iowa State history.

After a 16-16 debut season, Hoiberg led the Cyclones to a 23-11 record and the third round of the 2012 NCAA Tournament. ISU went 12-6 in Big 12 play in Hoiberg's second season, winning nine more conference games than the previous season to post the biggest one-year turnaround in Big 12 history. Hoiberg was named the Big 12 Co-Coach of the Year for his efforts.

Hoiberg guided the Cyclones to another 23-win season in his third year, when Iowa State advanced to the third round of the NCAA Tournament for the second straight year. In his fourth season, the Cyclones finished 28-8, won the 2014 Big 12 Tournament and advanced to the Sweet 16. In Hoiberg's final season, Iowa State defended its Big 12 Tournament title and earned a No. 3 seed for the NCAA Tournament.

Hoiberg oversaw one of the nation's top offenses during his tenure at Iowa State. The Cyclones led the Big 12 with an average of 77.9 points per game in Hoiberg's final four seasons, ranking in the top 10 nationally in scoring twice in those four seasons. His Cyclones led the Big 12 in 3-pointers in four of his five seasons and in his final season at ISU, his team led the conference in scoring offense (77.8), field goal percentage (.476) assists per game (16.1), turnovers per game (11.0) and 3-pointers per game (7.7).

ACCOMPLISHMENTS

COACHING EXPERIENCE

- 2012 Big 12 Co-Coach of the Year
- 2011 Basketball Times' National Rookie Coach of the Year
- 2013 Reese's College All-Star Game Coach
- 2017 NBA Playoffs Appearance
- 2014 and 2015 Big 12 Tournament Champions
- Four NCAA Tournament Appearances, including an NCAA Sweet 16 Appearance in 2014

AS A PLAYER

- 1995 NBA Second-Round Draft Pick
- 10-Year NBA Career
- 1995 Big Eight Co-Male Athlete of the Year
- 1995 Third-Team All-American
- Two-Time All-Big Eight Selection
- 1992 Big Eight Freshman of the Year
- 2016 CoSIDA Academic All-America Hall of Fame Inductee
- Two-Time CoSIDA Academic All-American



FORMER NBA COACHES AT DIVISION I SCHOOLS

Fred Hoiberg is one of eight active NCAA coaches to have coached in the NBA, as he spent three-plus seasons with the Chicago Bulls from 2015 to 2018. Hoiberg's 270 regular-season NBA games rank third among the eight former NBA coaches in the collegiate ranks.

| <u>Coach, School</u> | <u>NBA Head Coach, Years</u> |
|--------------------------------------|--|
| John Calipari, Kentucky | New Jersey, 1996-99 |
| Leonard Hamilton, Miami | Washington, 2000-01 |
| Fred Hoiberg, Nebraska | Chicago, 2015-18 |
| Eric Musselman, Arkansas | Golden State, 2002-04; Sacramento, 2006-07 |
| Rick Pitino, Iona | New York, 1987-89; Boston, 1997-2001 |
| Reggie Theus, Bethune-Cookman | Sacramento, 2007-09 |
| Darrell Walker, Arkansas Little Rock | Toronto, 1996-98; Washington, 1999-2000 |
| Mike Woodson, Indiana | Atlanta 2004-2010; New York, 2011-14 |

COACHES



Fred Hoiberg's Huskers led the Big Ten in tempo in each of the past three seasons, ranking in the top-20 nationally in 2021-22.



Fred Hoiberg led the Chicago Bulls for three-plus seasons, as he won 42 games in his first season and reached the NBA Playoffs the following campaign.



Hoiberg guided Iowa State to back-to-back Big 12 Tournament titles in 2014 and 2015, and helped the Cyclones make four straight NCAA Tournament appearances.



COACHES

Hoiberg also excelled at player development at Iowa State, producing four players who were selected in the NBA Draft. He also coached four All-Americans and 12 All-Big 12 players, including 2014 Big 12 Player of the Year Melvin Ejim, in his five seasons at Iowa State.

**MINNESOTA
 TIMBERWOLVES
 FRONT OFFICE**

After spending the final two seasons of his 10-year NBA career in Minnesota, Hoiberg transitioned into the Timberwolves' front office. Hoiberg served as the team's vice president of basketball operations in his final season, overseeing the day-to-day operations of basketball programs including college and pro scouting, salary cap management and NBA Draft preparations. He served as the Timberwolves' assistant general manager in his first three seasons in the front office, where he helped Minnesota orchestrate a draft-day trade for five-time all-star Kevin Love in 2008.

NBA PLAYING CAREER

Hoiberg was a 10-year NBA veteran, playing for the Indiana Pacers (four seasons), Chicago Bulls (four seasons) and Minnesota Timberwolves (two seasons). Hoiberg played in 541 games in his NBA career and was a member of three playoff teams, including a Timberwolves team that reached the 2004 Western Conference Finals. Hoiberg scored 2,944 points in his NBA career, and he was a 40 percent career 3-point shooter. Hoiberg led the NBA in 3-point shooting percentage in his final season in 2004-05 (48.3 percent) and was fourth in 2003-04 (44.2 percent). His pro career ended abruptly at the age of 33 after undergoing open-heart surgery to repair an aneurysm in his aortic root. Hoiberg was a second-round pick in the 1995 NBA Draft, when the Indiana Pacers chose him with the 54th overall selection.

IOWA STATE AND HIGH SCHOOL PLAYING CAREER

Hoiberg was a four-year starter at Iowa State from 1991 to 1995. He is a member of the ISU Hall of Fame and his No. 32 jersey was retired in 1997. Hoiberg is also a member of the CoSIDA Academic All-America Hall of Fame. Hoiberg was a two-time academic All-America selection as a player, including a first-team honoree as a senior. On the court,

HOIBERG AT A GLANCE

EDUCATION

B.S., Iowa State, 1995

COACHING EXPERIENCE

- Nebraska, Head Coach (2019-present)
- Chicago Bulls, Head Coach (2015-18)
- Iowa State, Head Coach (2010-15)

NBA FRONT OFFICE EXPERIENCE

- Minnesota Timberwolves, V.P. of Basketball Operations (2009-10)
- Minnesota Timberwolves, Assistant General Manager (2006-09)

NBA PLAYING EXPERIENCE

- Minnesota Timberwolves (2003-2005)
- Chicago Bulls (1999-2003)
- Indiana Pacers (1995-1999)

FAMILY

Wife: Carol
 Daughter: Paige
 Sons: Jack, Sam and Charlie

Hoiberg was recognized as a two-time All-Big Eight selection in addition to being named the 1992 Associated Press Big Eight Freshman of the Year and the 1995 Co-Big Eight Male Athlete of the Year. Hoiberg was also named a third-team All-American as a senior, averaging 19.9 points per game to help the Cyclones win a then-school-record 23 games.

Hoiberg started 123 of his 126 games as a Cyclone with career averages of 15.8 points, 6.9 rebounds, 2.8 assists and 1.6 steals per game. The Iowa State record holder for consecutive made free throws (34) and steals in a game (7), Hoiberg currently ranks fourth on the Cyclones' all-time scoring chart (1,993 points) and is in the top 10 in five other categories. He made 183 3-pointers in his career and won 78 games, both of which were the most in school history at the time of his graduation.

Hoiberg was a standout athlete for Ames High School before remaining in his hometown to attend Iowa State. As a senior, Hoiberg was Iowa's Mr. Basketball and he was also the Iowa Gatorade Player of the Year in football. On the basketball court, Hoiberg averaged 38.1 points per game in six tournament games while leading Ames to a state championship as a senior. On the gridiron, Hoiberg turned down a football scholarship offer from Nebraska head coach Tom Osborne to play basketball at Iowa State.

PERSONAL

The son of an Iowa State professor, Hoiberg earned his degree in finance from Iowa State in 1995. He was born in Lincoln on Oct. 15, 1972, and his grandfather, Jerry Bush, was Nebraska's men's basketball head coach for nine seasons from 1955 to 1963. Fred and his wife, Carol, have four children: one daughter, Paige; and three sons, Jack and twins Sam and Charlie.



Hoiberg's grandfather is former Husker basketball coach Jerry Bush. Known as the "Big Bear of the Coliseum," Bush guided NU from 1955 to 1963, and directed two of the greatest upsets ever – a 43-41 victory over top-ranked Kansas and Wilt Chamberlain, and a 55-48 victory over No. 4 Kansas State and Olympian Bob Boozer during the 1957-58 campaign.



Fred Hoiberg talks with his son, Jack, following the 2020 Nebraska-Michigan State game in Lincoln.

HOIBERG BY THE NUMBERS

.871 - During his tenure, Iowa State went 74-11 at home, winning 61 of 65 games over his final four seasons.

1 - Monte Morris led the NCAA in assist-to-turnover ratio in each of Hoiberg's final two seasons at Iowa State, and is the NCAA record holder for the best season and career assist-to-turnover ratios.

2 - Nebraska has two triple doubles in Hoiberg's three seasons at Nebraska (Cam Mack, 2019-20; Dalano Banton, 2020-21).

3 - ISU ranked in the top 15 nationally in assist-to-turnover ratio in each of Hoiberg's final three seasons, including leading the nation in that category in 2013-14.



Hoiberg spent 10 years in the NBA and ranked in the top five of the NBA in 3-point shooting in his final two seasons in the league. In 2004-05, he shot 48.3 percent from 3-point range to lead the NBA.

4 - Consecutive NCAA appearances made by Iowa State between 2012 and 2015, marking the longest streak in school history.

6 - Six Cyclone players won individual conference honors during Hoiberg's time in Ames, including 2014 Big 12 Player of the Year Melvin Ejim.

9.9 - Iowa State led the Big 12 in 3-pointers per game in four of his five seasons in Ames, including a nation's best 9.9 per game in 2012-13.

12 - During his eight seasons at the college level, Hoiberg recruited or coached 12(w/Bryce) players who played in the NBA.

15 - Number of players who earned all-conference honors in his seven seasons in the NCAA ranks, including four players (Royce White, Melvin Ejim, DeAndre Kane and Georges Niang) who garnered first-team honors.

16 - Royce White was the No. 16 overall pick in the 2012 NBA Draft. He is one of six Hoiberg-coached players who were NBA Draft picks, including Bryce McGowens in 2022.

25 - Hoiberg has 25 wins over ranked opponents in his career, including wins over No. 22 Ohio State and No. 10 Wisconsin in 2021-22. The win over No. 10 Wisconsin was NU's first top-10 road win since 2014.

32 - Hoiberg's No. 32 jersey was retired by Iowa State in 1997. He was a two-time All-Big Eight selection, the 1992 AP Big Eight Freshman of the Year, the 1995 Co-Big Eight Male Athlete of the Year, a 1995 third-team All-American and two-time Academic All-American for the Cyclones before embarking on a 10-year NBA career.

37 - Hoiberg's Iowa State teams were ranked in the AP top 25 for each of his final 37 weeks on the Cyclone bench, a streak that spanned from Dec. 2, 2013 to April 7, 2015.

73.3 - Points per game Nebraska averaged in 2011-22, which was the Huskers' highest season average since the 1995-96 season.

1993 - Points that Hoiberg scored in his four seasons at Iowa State, a total which ranks fourth in school history. He helped the Cyclones to three NCAA Tournament appearances as a player and earned All-America honors as a senior when ISU went 23-11 and reached the second round of the NCAA Tournament.



Hoiberg, being guarded by Eric Piatkowski, was a third-team All-American as a senior at Iowa State in 1994-95, averaging 19.9 points per game to help the Cyclones win a then-school-record 23 games.



ADAM HOWARD

ASSISTANT COACH | FIRST SEASON

ALMA MATER (YEAR): WESTERN KENTUCKY (2008)

YEARS AS NCAA ASSISTANT COACH: 12

Adam Howard joined the Husker basketball staff in April of 2022. He came to Lincoln after spending the past four seasons as an assistant at South Alabama, where he was promoted to associate head coach for the Jaguars prior to the 2021-22 season. At USA, he coordinated the Jaguars' full- and half-court defensive sets and worked with the post players, helping three players earn all-conference recognition.

In his four years at the school under Coach Richie Riley, South Alabama went 75-51, including a pair of 20-win seasons, after the school had five straight losing seasons. During his tenure at USA, Howard's defenses ranked in the top-50 nationally in field goal defense in his final two years, while also lowering their opponent field goal and 3-point percentage in each of the past three seasons. His defenses have also recorded at least 200 steals per season, averaging nearly seven steals a game in that span.

In 2021-22, the Jaguars went 21-12 and reached the semifinals of The Basketball Classic, while the Jaguars' 21 wins were the most at the school since the 2007-08 season. South Alabama ranked in the top 40 nationally in scoring defense (64.0 ppg, 34th), field goal percentage defense (.404, 37th) and blocked shots per game (4.9, 25th). His most recent conference honoree is Javon Franklin, who averaged 12.2 points per game while shooting 66 percent from the field, and he ranked in the top five in the conference in both rebounding (7.8 rpg) and blocked shots (1.3 bpg).

In 2019-20, the Jaguars posted the program's first 20-win season since the 2008-09 campaign behind the play of forwards Josh Ajayi and Trhae Mitchell, who both earned all-conference recognition on two occasions under Howard's tutelage. Ajayi averaged 14.6 points and 7.2 rebounds per outing and led the conference in field goal percentage (.562) on his way to first-team All-Sun Belt recognition. Mitchell averaged 13.6 points and 7.6 rebounds per game, while leading the team in rebounds, assists, blocks and steals. In his first season at USA, Ajayi was a second-team all-conference pick after ranking in the league's top 10 in scoring (16.4 ppg), rebounding (7.4 rpg) while leading the conference in field-goal percentage (.560).

Prior to joining the South Alabama staff, Howard was at Troy University for two seasons. In 2016-17, Howard played a role in getting the Trojans to the NCAA Tournament, while winning the most games by a Troy team since 2003-04 and recording the largest win improvement in school history. In Howard's time at the school, Jordan Varnado and Wesley Person both earned all-Sun Belt honors in 2016-17 and 2017-18, and Person set a conference record for career 3-pointers. Troy was successful on the court and in the classroom, as the Trojans had the highest team GPA in the Sun Belt Conference two consecutive years.

Howard spent the 2014 season at Tennessee, where he worked with Josh Richardson, a first-team all-SEC pick and the 40th pick in the 2015 NBA Draft. The Ashland, Ky., native was also responsible for signing Kevin Punter, who was a junior college all-American and Tariq Owens. Punter averaged 22 points per game as a senior – 12th best in Division I – and his 905 points are the most in UT history by a two-year player. Owens eventually helped Texas Tech to a national title game appearance in 2019 and signed a two-way contract with the Phoenix Suns in 2020.

In two seasons at Southern Miss from 2012-14, he helped the Golden Eagles compile

HOWARD AT A GLANCE

EDUCATION

B.S., Western Kentucky, 2008

COACHING EXPERIENCE

- Nebraska, Assistant Coach (2022-present)
- South Alabama, Associate Head Coach (2021-22)
- South Alabama, Assistant Coach (2018-21)
- Troy, Assistant Coach (2016-18)
- Tennessee, Assistant Coach (2014)
- Southern Miss, Assistant Coach (2012-14)
- Morehead State, Assistant Coach (2010-12)
- Morehead State, Graduate Assistant (2009-10)

FAMILY

Wife: Renee
 Daughter: Emma
 Sons: Eli and Easton



a 56-17 record with two postseason appearances. USM tallied a school-record 29 wins in 2013-14, won a share of the Conference USA title and reached the quarterfinals of the NIT for the second straight season. That followed a 27-10 campaign in 2012-13 where Southern Miss recorded its first postseason win since 1988.

Howard started his coaching career in 2009 as a graduate assistant at Morehead State before moving into a full-time role a year later. In his second year on the staff, the Eagles went 25-10 overall and 13-5 in the Ohio Valley Conference, won the OVC Tournament, and upset No. 4 seed Louisville in the first round of the NCAA Tournament. Two of MSU's players that season went on to play professionally, including Kenneth Faried, a two-time Ohio Valley Player of the Year and a first-round pick in the 2011 NBA Draft.

As a player, Howard earned four varsity letters at Western Kentucky from 2004-08 and played on three teams that advanced to postseason play. The Hilltoppers went to the NIT in 2005 and 2006, and the Sweet 16 in the NCAA Tournament 2008. The 2008 team defeated Drake and San Diego in the first two rounds before falling to eventual Final Four participant UCLA. WKU won 96 games during his career, during which he received the Danny Rumph Most Outstanding Teammate award three times.

Howard graduated with a bachelor's degree in mass communication from Western Kentucky in 2008. He and his wife, Renee, have two sons, Eli and Easton, and a daughter, Emma.



NATE LOENSER

ASSISTANT COACH | SECOND SEASON

ALMA MATER (YEAR): **IOWA STATE (2002)**
 YEARS AS NCAA ASSISTANT COACH: **SEVEN**

Nate Loenser (pronounced Lenzer) is in his second season with the Huskers after joining the staff in April of 2021.

At Nebraska, Loenser plays an extensive role in nearly every facet of the program, including leading the Huskers' individual skill development programs, opponent scouting, game planning and recruiting. His work with Bryce McGowens helped the freshmen earn third-team All-Big Ten honors in 2022 and become NU's highest draft pick since 1998 when he was picked No. 40 overall in the 2022 NBA Draft.

Loenser worked with head coach Fred Hoiberg at both Iowa State (2013-15) and with the Chicago Bulls (2015-18).

Prior to joining the Husker staff, Loenser spent five seasons with the Bulls, including three seasons as an assistant coach for Hoiberg and Jim Boylen. His coaching emphasis was on the offensive end, while he also handled opponent scouting for select teams and worked extensively in player development. He helped develop 2021 NBA all-star Zach Lavine as well as Kris Dunn, Ryan Arcidiacono, Justin Holiday, Chandler Hutchison, David Nwaba, Denzel Valentine and Timothé Luwawu-Cabarrot during his tenure with the Bulls. Loenser also served as the Bulls' NBA Summer League coach in 2019, a roster which featured NBA Lottery pick Coby White and ran the Bulls' pre-draft workouts for three seasons.

Prior to joining the Bulls coaching staff, he was the head coach of the Windy City Bulls D-League team in 2016-17. He guided the expansion franchise to a 23-27 record, which

LOENSER AT A GLANCE

EDUCATION
 B.A., Iowa State, 2002

EXPERIENCE

- Nebraska, Assistant Coach (2021-present)
- Chicago Bulls, Assistant Coach (2017-20)
- Windy City Bulls, Head Coach (2016-17)
- Chicago Bulls, Video Coordinator (2015-16)
- Iowa State, Director of Player Development (2014-15)
- Iowa State, Graduate Assistant (2013-14)
- Spirit Lake HS, Head Coach (2010-13)
- Southern Miss, Director of Basketball Operations (2009-10)
- Southern Miss, Assistant Coach (2004-09)
- Northern University HS, Head Coach (2003-04)

FAMILY
 Wife: Jackie
 Daughters: Delaney, Logan and Hadley



COACHES



was the best of the three expansion franchises that season. He developed players such as Spencer Dinwiddie, Jake Layman, Bobby Portis, Cristiano Felício, Jerian Grant, Cameron Payne, Denzel Valentine, Paul Zipser, Alfonzo McKinnie and R.J. Hunter.

Loenser spent two years on Hoiberg's Iowa State staff and was a key component in helping the Cyclones to a pair of Big 12 Tournament titles. He was the Cyclones' Director of Player Development in 2014-15, as ISU went 25-9 and tied for second in the Big 12. That season, Georges Niang earned All-America honors, while Niang, Monté Morris and Jameel McKay were recognized on the All-Big 12 teams. McKay was the Big 12 Defensive Player of the Year.

In his first season, Loenser served as graduate assistant as the program enjoyed one of its best seasons in program history. The Cyclones finished with 28 wins, won the Big 12 Tournament title and reached the NCAA Sweet 16. ISU ranked in the top three nationally in scoring offense, assists per game and assist-to-turnover ratio. Melvin Ejim and DeAndre Kane both earned All-America accolades for their efforts.

After one season at Northern University High School in Cedar Falls, Loenser began his collegiate coaching career at Southern Mississippi. He served on Larry Eustachy's staff for six seasons, helping the Golden Eagles post a pair of 20-win seasons and reach the CIT in 2010. He handled recruiting, opponent scouting and on-court coaching during his tenure at USM. Loenser returned to Iowa to coach high school basketball, serving as the head coach at Spirit Lake High School before joining the Iowa State staff in 2013.

A native of Cedar Falls, Iowa, Loenser was a 2002 graduate of Iowa State, where he played baseball for the Cyclones in 2001. He was a four-sport athlete (baseball, basketball, football, and golf) at Northern University High School, as he fell two tackles shy of the school's single-season record of tackles held by College Football Hall of Famer and current Nebraska Director of Athletics Trev Alberts.

He and his wife Jackie have three daughters, Delaney, Logan and Hadley.



ERNIE ZEIGLER

ASSISTANT COACH | FIRST SEASON

ALMA MATER (YEAR): **CLEARY COLLEGE (1994)**
 YEARS AS NCAA HEAD OR ASSISTANT COACH: **22**

The newest member of the Nebraska coaching staff, Ernie Zeigler joined Fred Hoiberg's staff in August of 2022.

Zeigler brings more than two decades of Division I experience to Nebraska, including six seasons at Central Michigan as a head coach. He spent the last seven years at Mississippi State, helping the Bulldogs to four postseason appearances between 2018 and 2022 under Ben Howland.

Zeigler also served as an assistant coach at Kansas State, Bowling Green, Pitt, UCLA and Detroit and has made eight postseason appearances as an assistant coach, including five NCAA Tournament trips. The 2005-06 UCLA team was the NCAA runner-up, while the 2001-02 and 2002-03 Pitt squads secured NCAA Sweet 16 appearances. He also played a role in a trio of regular season conference championships and a pair of conference tournament titles.

During his tenure at Mississippi State, the Tigers ranked sixth in the SEC in wins since 2018, recording at least 18 wins in each of the past five seasons. MSU captured four consecutive bids to postseason play when postseason tournaments were played, sparked by a 2019 NCAA Tournament trip and 2021 NIT runner-up finish. In 2020, the Bulldogs tied for fourth with an 11-7 mark, its best SEC finish since 2010-11.

Zeigler was a driving force in Mississippi State's frontcourt development with the recruitment of Abdul Ado, an ESPN top 100 player. Ado, a 2020-21 All-SEC Defensive Team pick, finished his MSU career tied for second place on the program's blocks list. Zeigler helped the Bulldogs recruit three classes in the top 25 nationally by 247Sports, including the nation's No. 10 class in 2016. During his MSU tenure, four players, Reggie Perry, Craig Sword, Quindary Weatherspoon and Robert Woodard II, reached the NBA.

Before spending two seasons at Detroit under Ray McCallum, Zeigler was the head coach at Central Michigan. He spent six seasons with the Chippewas and led the program to two MAC (Mid-American Conference) Western Division crowns and a pair of Michigan MAC trophies which is given to the school who has the best head-to-head record among in-state schools.

Central Michigan reached the MAC Tournament quarterfinals in four of his six seasons and logged top three MAC division finishes during five of his six seasons with Zeigler at the helm. His recruiting classes to Mount Pleasant were ranked atop the conference four times overall, ignited by three straight seasons from 2009 to 2011 by HoopScoopOnline.com. Zeigler mentored eight players to All-MAC selections highlighted by six players who went on to play professionally.

Zeigler spent five seasons at Pitt and UCLA under Howland's tutelage from 2002 to 2006. The 2001-02 Pitt team amassed a program single-season record with 29 victories, while the 2005-06 UCLA squad equaled a program single-season mark of 32 wins set by the 1995-96 national champions.

The Panthers claimed a share of the 2002 and 2003 Big East regular season titles and won the 2003 Big East Tournament crown. Pitt climbed as high as No. 2 for four weeks in both the Associated Press (AP) and USA Today/Coaches Top 25 polls before closing the season at No. 4 by the AP in 2002-03.

When Howland headed west to UCLA, Zeigler helped build the program back into a national title contender. In 2005-06, the Bruins swept the Pac-10 regular season and

ZEIGLER AT A GLANCE

EDUCATION

B.A., Cleary College, 1994

EXPERIENCE

- Nebraska, Assistant Coach (2022-present)
- Mississippi State, Assistant Coach (2016-22)
- Detroit, Assistant Coach (2014-15)
- Central Michigan, Head Coach (2007-12)
- UCLA, Assistant Coach (2004-06)
- Pittsburgh, Assistant Coach (2002-03)
- Bowling Green, Assistant Coach (2000-01)
- Kansas State, Assistant Coach (1999-2000)

FAMILY

Wife: Seantelle
 Daughter: Skylar
 Son: Trey



tournament titles in 2005-06 and advanced to the NCAA Final Four as the No. 2 seed before falling to Florida in the 2006 NCAA Championship Game. UCLA posted a top 15 recruiting class each season and inked three McDonalds All-Americans with Zeigler on the staff. The 2004 class was ranked as high as No. 4 by Rivals.com whereas the 2006 class checked in at No. 6 by FOXSports.com.

Zeigler had one-year stints at Kansas State and Bowling Green prior to teaming up with Howland. He began his coaching career under his former prep coach, Robert Menefee, at his alma mater, Detroit Cody High School.

From 1990-96, the Detroit Cody program dialed up a top 10 ranking in the state of Michigan during four of his six seasons. The team reached the state quarterfinals in 1992 and won the Detroit Public School League West Division championship in 1993. Zeigler also led Team Detroit in the AAU ranks from 1992 to 1997. He guided all six squads to the Michigan AAU Final Four, and the 1994 team reached the national AAU quarterfinals. In 1995 and 1997, Team Detroit advanced to the Adidas Big Time Tournament quarterfinals.

Zeigler made the move overseas where he gained three seasons of head coaching experience from 1997 to 1999. He led the Henan Wildcats from 1996-97 and was tabbed the Chinese National Basketball Alliance International Coach of the Year in 1997. The Wildcats came away with the franchise's first winning season and first playoff berth in club history.

Then, Zeigler guided Al-Hilal Sports Club to the Arab Championship Games Final Four and the Saudi Arabian Basketball Federation Playoffs in 1998 coupled with the championship of the Saudi Arabian Basketball Federation Playoffs in 1999.

Zeigler received a bachelor's degree in business management from Cleary College in 1994. He played collegiately for Schoolcraft College in Livonia, Mich., from 1984 to 1986 before moving on to Armstrong Atlantic State University in 1986-87 and Northwood University in 1987-88.

Zeigler and his wife, Seantelle, have two children: Trey and Skylar.



**LUCA
 VIRGILIO**

**DIRECTOR OF BASKETBALL STRATEGIES
 & BUSINESS OPERATIONS**

Luca Virgilio is in his fourth year as Director of Basketball Strategies & Business Operations after joining the staff in May of 2019. At Nebraska, Virgilio is responsible for all men's basketball operations overseeing budget, scheduling and on campus recruiting. He also serves as the primary day-to-day administrator within the basketball office, coordinating team travel and serving as a liaison to administration, academics, HuskerVision, athletic communications, creative and emerging media, marketing and life skills.

Virgilio came to Nebraska after spending five seasons at St. John's, most recently as a management analyst for the Red Storm basketball program for two seasons. He was a part of the St. John's staff which made a pair of NCAA Tournaments (2015 and 2019) in his tenure at the school.

In his role as St. John's management analyst, Virgilio was responsible for devising and delivering strategies to improve basketball operations by using advanced knowledge of research methods, information management and quantitative methods to analyze all areas of the program. Virgilio assisted the coaching staff by preparing analytical reports, delivering recommendations and overseeing the implementation of these strategies for practice and training, style of play, scouting, scheduling and recruiting.

During his time as assistant to head coach Chris Mullin, Virgilio provided support for a variety of daily operations within the program. His responsibilities included managing the team's schedule, organizing travel and supervising student-athlete development activities. Virgilio also assisted with the coordination of on-campus recruiting activities, maintaining NCAA compliance-related records and other duties as assigned by the head coach.

He began his tenure as a graduate assistant for two years, where he helped in daily operations, including the team calendar and overseeing the team's managers. Virgilio also aided both the assistant to the head coach and director of basketball operations with administrative responsibilities and team operations.

Virgilio graduated from St. John's in May 2016, earning a master's degree in sport management with a concentration in international dimension of sport. Hailing from Italy, Virgilio earned a bachelor's degree in economics and business administration at Universita degli Studi di Roma Tre in 2012 and a master's of science in business administration at Tor Vergata School of Economics in 2014.

He and his wife, Caterina, were married in Brooklyn, N.Y., in November of 2018.



**SHERYL
 BURBACH**

ASST. DIRECTOR OF BASKETBALL OPERATIONS

Sheryl Burbach is in her eighth season with the Husker basketball program and sixth as assistant director of basketball operations.

Burbach handles many of the business and operational functions for the coaching staff, including staff travel, expense accounts and budgeting. She also coordinates events around the Husker basketball program, including Legends Weekend and Senior Night. She also assists in team travel, the coordination of the Fred Hoiberg Basketball Camps and Clinics, as well as day-to-day office operations. Burbach also manages speaking and charitable requests for Coach Hoiberg.

Prior to joining the Huskers, Burbach worked for Nebraska's 4-H Office and Nebraska Extension.

Burbach is originally from Sumner, Neb., and moved to Lincoln during high school. She and her husband, Melvin, have four sons, John, Grant, Matthew and Christopher.



**KURT
 JOSEPH**

**DIRECTOR OF MEN'S BASKETBALL
 STRENGTH AND CONDITIONING**

Kurt Joseph is in his second season as Director of Men's Basketball Strength & Conditioning after joining the Husker program in April of 2021. In his role, he oversees the year-round training for the Husker basketball team and played a major role in the development of 2022 NBA Draft pick Bryce McGowens.

Joseph came to Lincoln after spending two-plus seasons as an assistant strength coach with the Minnesota Timberwolves. In that role, he assisted with the development and implementation of the strength and conditioning program for the NBA franchise.

Before joining the Timberwolves, Joseph was the Head Strength & Conditioning Coach of the Iowa Wolves, Minnesota's NBA G League affiliate. In that role, he developed and implemented strength & conditioning programs.

Joseph also worked as a weight room assistant with the New York Knicks, where his duties consisted of aiding in team practice, implementing the strength and conditioning program, implementing all prehab and corrective exercise protocols as directed. He also worked as a strength coach intern for the Brooklyn Nets in 2012.

He began his career as a strength coach volunteer at Long Island University Brooklyn while working on his master's degree. In his tenure at LIU Brooklyn, he facilitated all strength and conditioning workouts for the men's basketball team and developed and implemented strength and conditioning programs for the volleyball, men's and women's soccer programs.

A native of Brooklyn, N.Y., Joseph attended LIU Brooklyn, where he was a member of the men's basketball team and helped the school make consecutive NCAA Tournament appearances. Joseph received his Bachelor's in Sport Science and his Master's in Exercise Science in 2013.



**MATT
 HOLT**

VIDEO COORDINATOR

Matt Holt is in his sixth season as video coordinator for the Husker basketball program. In his role, he oversees film breakdown and exchanges for the coaching staff, oversees opponent scouting, coordinates the program's digital catalog and is in charge of the Husker managers.

Holt came to Nebraska after spending three seasons as the director of basketball operations at Northeastern University. During his tenure at Northeastern, Holt served in a variety of roles, as the program won at least 18 games in two of his three seasons on staff and made the 2015 NCAA Tournament under longtime coach Bill Coen. Holt's duties included video analysis for opponents and self-scouting, assisting the coaching staff in coordinating opponent scouting, helping to coordinate and monitor academic progress, as well as handling team travel and working with campus entities to coordinate team events such as Midnight Madness and Alumni Day. During his three seasons, Northeastern had six All-Colonial Athletic Association selections, including 2017 CAA player of the Year T.J. Williams.

In addition to his three years of experience in basketball administration, Holt also served as an assistant coach for three seasons. During his two-year stint at the University of New Haven, Holt recruited prospective student-athletes and facilitated player development and game preparation. He aided in the development of New Haven's Eric Anderson, who earned NE10 Defensive Player of the Year honors in both seasons Holt was an assistant. Holt also coordinated team travel, as well as community events such as youth camps, coaching clinics, and alumni weekends.

Holt spent the 2011-12 season at Rhode Island College, where he assisted in scouting opponents. He was responsible for organizing daily team schedules and worked closely with the compliance office to support academic progress for basketball student-athletes.

Holt, who graduated with a journalism degree from Northeastern in 2011, served as the head senior manager for the men's basketball team as an undergrad and helped coordinate team video needs and team travel logistics. He received master's degrees in management of sports industries from New Haven in December 2013 and in educational administration from Nebraska in May 2022.

He and his wife, Dana, reside in Lincoln and were married in July of 2022.



**EMMANUEL
TOMMY**

DIRECTOR OF PLAYER DEVELOPMENT

Emmanuel Tommy joined the Nebraska staff as Director of Player Development in July of 2022. In his role, Tommy assists with the day-to-day operation of the Husker program and helps develop programming for basketball student-athletes. Tommy also assists with on-campus recruiting.

Tommy came to Nebraska from Alabama A&M, where he served as an assistant coach during the 2021-22 campaign. He helped the Bulldogs jump from four conference wins to a 10-8 mark and a fifth-place finish in 2021-22. Tommy assisted in the development of Jalen Johnson, who earned first-team All-SWAC honors in 2022 averaging 16.0 points and 7.3 rebounds per game.

Prior to joining the Bulldogs' staff, he worked on the administrative side in the Division I ranks at both McNeese State (2020-21) and South Alabama (2019-20). At McNeese, he was the Director of Basketball Operations, where he was responsible for daily operations, including road trip logistics, while assisting in opponent scouting and player personnel reports and overseeing the academic component of the program. At South Alabama, he served as the director of recruiting and assistant director of operations where he coordinated official and unofficial recruit visits and had a hand in scouting and player personnel reports and travel operations. He helped South Alabama recruit the best class in the Sun Belt Conference while helping USA go 20-11, the first 20-win season for the program since 2008-09. While at South Alabama, he worked with current NU assistant Adam Howard.

Before moving up to the Division I level, Tommy worked at the high school, junior college and Division III ranks. In 2018-19, he was an assistant at Centre College, helping the Division III program to a 23-8 record and a Southern Athletic Association regular-season title in 2019. He was an assistant at Goodwin Heights (Mich.) High School for six seasons, as the program went 158-12 in that time, winning seven conference, five district and four regional titles in addition to a 2015 Michigan Class B State Championship. While there he coached four AP and six Basketball Coaches Association of Michigan (BCAM) All-State selections, 20 all-conference honorees and a pair of Grand Rapids area Player of the Year choices. He also served a year as an assistant at Grand Rapids Community College, helping the school to an 18-11 and a Region VIII Championship Game in 2014-15.

Tommy began his coaching career at Western Michigan as a graduate assistant and was part of back-to-back Mid-American Conference (MAC) West Division Champions in 2007-08 and 2008-09. While there he was responsible for day-to-day operations, assisting with on-court workouts, practices, scouting and video. He also helped in the development of future MAC Player of the Decade David Kool.

Tommy also worked with several high-profile high school camps, including the John Calipari Basketball Camp (2017-18) and John Thompson III Basketball Camp (2016). Additionally, he worked at the AAU level with the Grand Rapid Storm (Mich.) from 2010-14 and had the opportunity to coach players such as current Phoenix Suns star Devin Booker.

Tommy earned his undergraduate degree in public relations in 2008 from Western Michigan and his master's in physical education & sports studies from WMU in 2010. He and wife, Rachel, have a son, Jethro.



**R.J.
PIETIG**

MEN'S BASKETBALL HEAD ATHLETIC TRAINER

R.J. Pietig is in his 16th year serving as the head athletic trainer for the Nebraska men's basketball team. He originally joined the squad midway through the 2007-08 campaign, and joined the athletic medicine staff on a full-time basis in the summer of 2009. Pietig provides preventive care at practices and games as well as rehabilitation for injured student-athletes. He attends all practices and games including traveling with the team to all away contests. Pietig also oversees a pair of athletic training students who assist with the basketball program.

A native of Carroll, Iowa, Pietig graduated from Iowa State in 2007 with a degree in health and human performance, with a specialty in athletic training. He earned his master's degree in leadership education from Nebraska in 2009. He and his wife, Bridget, have a son, Baker.



**MICHAEL
BANIA**

GRADUATE MANAGER

Michael Bania is in his first year as a graduate manager for the Husker program after joining the staff in June of 2022. In his role, he plays an important role in day-to-day operations.

Bania was a student manager in the Husker program for the last four year for coaches Fred Hoiberg and Tim Miles. Bania served as the head student manager for the last two seasons, overseeing nearly a dozen managers during both practices and games. He helped in daily operation of practices and a variety of office functions. The Issaquah, Wash., native received his degree in mathematics from Nebraska in May of 2022.



**PAYDN
BORDERS**

GRADUATE MANAGER

Paydn Borders joined the Nebraska men's basketball staff as a graduate manager in June of 2022. In his role, he plays an important role in day-to-day operations.

Borders, a Broken Bow, Neb., native served as one of the Huskers' team managers for the 2021-22 season, where he helped in day-to-day operations of the program. Borders played collegiately at both Central Community College and Peru State before transferring to Nebraska for his final two years of college. At Peru State, he was a Daktronics NAIA Scholar-Athlete in 2020. Borders graduated from Nebraska with a degree in business administration in May of 2022.



**PAT
 NORRIS**

EQUIPMENT MANAGER

Pat Norris is in his 19th season as the equipment manager for the Husker men’s basketball program and serves as the equipment manager for the Bob Devaney Sports Center and Hendricks Training Complex.

A member of the American Equipment Managers Association, Norris is responsible for overseeing the day-to-day operations for equipment checkout and upkeep for six Husker athletic squads, including the men’s basketball team. He worked in a similar position as a student from 1997 to 1999.

Before joining the Husker staff, Norris worked five years in Chicago. He was an installations billing coordinator at Hub Group Distribution Services and an account manager at SCR Companies.

Norris has three children Parker, Charlie and Maisy, and resides in Lincoln.



**JAKE
 BLATTNER**

PERFORMANCE NUTRITION COORDINATOR

Jake Blattner is in his fifth season as performance nutrition coordinator for the Husker program and works extensively with the Nebraska men’s basketball, women’s basketball and track and field programs.

Prior to joining the Nebraska staff, he served as a sports dietitian at Florida State University for three years. At the school, he provided personalized medical and performance nutritional therapy and managed individual athlete cases. Blattner also developed individual nutritional performance plans, which educated athletes and optimized performance based on specific goals. He oversaw daily operations in FSU’s Sports Nutrition unit and designed a recovery card system allowing athletes to interact directly with sports nutritionists.

Previously, Blattner served internships at BiPro-Agropur Ingredients and Princeton University and worked with the La Crosse Loggers in the Summer Collegiate Baseball League. Blattner earned his bachelor’s degree in community and medical dietetics from Viterbo (Wis.) University in 2015 and his master’s degree in exercise physiology in 2018.

He and his fiancée, Natalie Delamater, are engaged to be married in the summer of 2023.



**DR. DAVID
 CLARE**

TEAM PHYSICIAN/ORTHOPAEDIC SURGEON

Dr. David Clare joined Nebraska’s medical staff in 2007 as an orthopaedic surgeon. The son of Nebraska’s former Chief of Staff Dr. Pat Clare, David joined Nebraska Orthopaedic & Sports Medicine, PC, in 1999.

Born and raised in Lincoln, Dr. Clare completed his undergraduate studies at Nebraska, where he was a member of the Husker football team from 1985 to 1988. He also attended and played football at Nebraska Wesleyan in 1989. Clare received his medical degree from the University of Nebraska Medical Center. His residency was done at the University of Texas Health Science Center followed by a Fellowship in Sports Medicine and Adult Reconstruction.

Clare’s experience as a collegiate athlete complements his sports medicine practice at Nebraska Orthopaedic Center. His practice also involves total joint replacements of the knee and hip. Clare is Board Certified in Orthopaedic Surgery. He is also a member of the American Orthopaedic Society of Sports Medicine and the Arthroscopy Association of North America.

Dr. Clare and his wife, Tana, have two children, Patrick and Thomas. Patrick, Dr. Clare’s eldest son, graduated from UNL and Thomas is a senior at Nebraska.



**MARQUITA
 ARMSTEAD**

EXECUTIVE ASSOCIATE A.D./SWA

Marquita Armstead was hired as Nebraska’s Executive Associate Athletic Director and Senior Woman Administrator on Dec. 16, 2021, and officially began her duties on Feb. 1, 2022. At Nebraska, Armstead has sport supervision for men’s basketball and volleyball. She is a member of the Big Ten Sport Management Council, and has oversight of athletic medicine, sports psychology, the athletic performance lab (NAPL), strength and conditioning, performance nutrition, Title IX and gender equity.

Armstead came to Nebraska from the University of South Florida, where she served in a similar role. Armstead was a member of the South Florida athletics administration from March of 2016 to January of 2022. She originally joined USF as Associate Athletic Director for Compliance, before being elevated to Senior Associate Director of Athletics/Senior Woman Administrator in August of 2017.

In her role with the Bulls, Armstead served as the sport administrator for men’s and women’s basketball, and had previous sport oversight of softball, men’s soccer, women’s tennis and as the secondary sport administrator for football. Armstead also oversaw several USF student-athlete support departments, including academic services, student-athlete enhancement, sports medicine, nutrition, sport psychology, student rights and responsibilities and Title IX.

In addition to her work at USF, Armstead has a strong athletic administration background at four other schools. Before her time at South Florida, Armstead worked at Georgia Tech from 2012 to 2016, where she served as Director of Compliance for her final three years in Atlanta. Prior to Georgia Tech, Armstead was the Director of Compliance at the University of Tennessee Chattanooga for six years. She also served internships in compliance at Mississippi State and Ohio University.

Armstead earned her bachelor’s degree from Mississippi State in 2005 and earned a master’s of sports administration from the school in 2006. She received a Master of Business Administration degree from Tennessee Chattanooga in 2013 and is a 2012 NCAA Leadership Institute graduate. Armstead is married to Demetric Armstead and the couple has a son, Braylon.

COACHES



MATT THOME

NAPL DIRECTOR

Matt Thome, MS, CSCS, is in his first year as Director of the Nebraska Athletic Performance Laboratory (NAPL) and second year in the Nebraska Athletic Department. In his role at Nebraska, Thome oversees the direction of the Applied Sport Science Team by working with coaching and performance staff members on the integration of sport technologies, training strategies and return-to-play processes to promote athlete development and health with the goal of optimizing performance.

Prior to joining the NAPL, he worked as a Sport Scientist for Olympic-level sprinters at ALTIS Training in Phoenix, Ariz. He was responsible for the organization of a monitoring framework for elite track and field sprinters. Thome managed daily monitoring data, conducting research in an applied sport setting as well as programing and coaching strength training in the 100-meters and 110-meter hurdles.

Thome worked as a Head Strength & Conditioning Coach and Lecturer at Michigan Tech from 2012 to 2018. He directed strength and conditioning programs for all 14 sports while also teaching within the Kinesiology and Integrative Physiology Department. He began his coaching career as an Assistant Strength & Conditioning Coach at the University of Richmond from 2011-12.

Thome earned his bachelor's degree in exercise science (2008) at Grand Valley State University and his master's degree in exercise physiology (2011) at Indiana University. He is currently a PhD candidate in Sport Science at Edith Cowan University, where his research is focused on monitoring training load and response to load on the group and individual levels in elite sprinters.

Matt and his wife, Amber, have two children, Luna and Milo.



LONNIE ALBERS, M.D.

ASSOC. A.D./DIRECTOR OF ATHLETIC MEDICINE

Dr. Lonnie Albers has served as director of athletic medicine at Nebraska since 1995 and has been working with the athletic department since 1985. Albers, an associate athletic director for the Huskers, oversees the operations of the athletic medicine and athletic training facilities and staff.

Dr. Albers practiced clinical medicine in Lincoln for more than 10 years and has more than 20 years of experience in urgent care. He previously served as a team physician from 1985 through 1995. Albers is responsible for the medical care of the student-athletes and maintains a pharmacy permit in order to dispense medicine to student-athletes as needed. Dr. Albers is board certified in Family Medicine.

Albers earned his bachelor's degree in biology and English from Nebraska in 1977 and his M.D. from the University of Nebraska Medical Center in 1980. A Hildreth, Neb., native, Albers is married to the former Jodelle Glushenko, and they have a son, Scott, and two daughters, Michelle and Angela.



DENNIS LEBLANC

EXECUTIVE ASSOCIATE A.D./ACADEMICS

Dennis Leblanc was named Nebraska's Executive Associate Athletic Director for Academics in 2015, after being promoted from Senior Associate Athletic Director for Academic Programs and Student Services. He has directed the academic program since 1993. Leblanc, who has been with the Academic Support Program for Student-Athletes since 1987, joined the Nebraska Athletic Department in 1983 as a member of the track and field staff.

Under Leblanc's leadership, Nebraska has become the national leader in CoSIDA Academic All-Americans for football and all sports, NCAA Today's Top Ten Award honorees and recipients of the National Football Foundation and Hall of Fame Postgraduate Scholarship. Since he joined the academic staff in 1987, 265 of Nebraska's 341 CoSIDA Academic All-Americans have been honored, while NU has claimed 15 of its 18 NCAA Today's Top Ten Award recipients. Over 3,000 Husker student-athletes have earned their degrees during Leblanc's tenure.

The 94 percent Graduation Success Rate (GSR), reported in the 2020-21 academic year, for the Nebraska student-athletes was the highest GSR ever achieved for the eighth consecutive year. In addition all Nebraska teams achieved an NCAA Academic Progress Rate (APR) of 964 or higher which marks the seventh consecutive year that all teams attained an APR better than 950.

Over the past decade, Nebraska's academic support program for student-athletes has received outstanding reviews from the NCAA Certification Review Team and the Nebraska Faculty Intercollegiate Athletics Committee. In 2012, Nebraska's program became one of only 21 programs nationally to be certified by the National Association of Academic Advisors for Athletes (N4A) for meeting the established standards of service for student-athletes as outlined by the N4A.

Leblanc is a member of the N4A, and in 2002 he received its prestigious Lan Hewlett Award presented to an athletic administrator in recognition of distinguished performance in providing personal, academic and professional guidance to student-athletes.

Leblanc was presented the Chancellor's Award for Exemplary Service to Students at the 2004 University of Nebraska Honors Convocation, which recognizes individuals who go above and beyond their assigned duties, devoting extra time and effort in serving the needs of students. In 2005, he was presented with an Honorary Mortar Board membership honoring him for his leadership and service to students. In 2007, Leblanc received the Hero Mentor Award through the American Red Cross, which annually recognizes a person for outstanding leadership and mentoring. In 2018, he was inducted into the Omicron Delta Kappa Society, which is a national leadership honor society, recognizing his leadership in athletics on campus.

Leblanc earned his bachelor's degree from Bethany College, and a master's degree from Wichita State University. He and his wife, Coreen, have four children: Olivia, Christian and twins Madeleine and Mackenzie.

COACHES



DR. BRETT HASKELL, PH.D

DIRECTOR OF SPORT PSYCHOLOGY

Dr. Brett Haskell, Ph.D., is in her eighth year at Nebraska and has served as the Huskers' director of sports psychology since July of 2018. She also serves on the Big Ten Mental Health and Wellness Cabinet, is a Certified Mental Performance Consultant (CMPC), and is on the USOPC Sport Psychology Registry.

In her role, Dr. Haskell provides counseling, psychological services, mental skills training, teambuilding and leadership development services for each of Nebraska's 24 sports and more than 600 Husker student-athletes. Haskell works closely with student-athletes to help them develop skills and techniques that enhance personal well-being, address mental health concerns and optimize performance. She also works with coaches to provide team interventions that build student-athlete resilience and grow mental resolve.

Dr. Haskell came to Nebraska in September of 2014 after serving as a counseling and sport psychology postdoctoral counselor at Kansas. Along with obtaining her doctoral degree from Kansas in counseling psychology, Dr. Haskell provided counseling and performance enhancement training to Jayhawk student-athletes for five years.

Dr. Haskell earned her bachelor's degree in psychology from Nebraska-Kearney in 2005 and her master's degree in sport psychology from North Carolina-Greensboro in 2008. While at UNK, she was a member of the Loper volleyball team. Dr. Haskell resides in Lincoln with her husband, Brian, son, Ezra and daughter, Parker.



**SHAMUS
MCKNIGHT**

SR. ASSOCIATE COMMUNICATIONS DIRECTOR

Shamus McKnight joined the Nebraska Athletic Department in 1997 and currently serves as a Senior Associate Communications Director. He works directly with the Nebraska men's basketball and football programs and assists with a number of other sports at Nebraska.

At Nebraska, McKnight has been responsible for media guides across six sports that have earned "Best in the Nation" awards from the College Sports Information Directors of America (CoSIDA). In his time at Nebraska, McKnight has earned more than 30 national publication awards from CoSIDA, including 18 publications that have placed in the top five nationally.

He served as host communications director for a pair of NCAA Division I Volleyball Championships and has been on the NCAA Men's College World Series Media Coordination team since 2006, serving as the official scorer of the CWS since 2013. He also served on Nebraska's on-site communications team for two football national championship games, three College World Series, four NCAA Baseball Super Regionals as well as NCAA or conference events in baseball, women's gymnastics volleyball and men's and women's tennis. McKnight is a 1996 graduate of Baldwin-Wallace University.

He and his wife, Melissa, reside in Omaha.



**ALEX
REHUREK**

DIRECTOR/CREATIVE & EMERGING MEDIA

Alex Rehurek joined the Nebraska Athletic staff on a full-time basis in July of 2019 as a creative media specialist and was promoted to Director of Creative and Emerging Media in September of 2022. Rehurek handles social media for the Husker men's basketball program and helps with other sports on a day-to-day basis.

For the previous two years, he served as an intern at HuskerVision, where he worked as an editor for the Nebraska Football and Nebraska Basketball shows. He created highlight packages and big screen content for all of Nebraska's 24 varsity sports. As a student at Nebraska, he served as the HuskerVision contact for the soccer and softball programs. Rehurek previously served as an adidas Brand Ambassador in 2015 helping to grow the Husker brand throughout Nebraska.

A native of Yankton, S.D., Rehurek graduated from Nebraska in 2017. He and his fiancée, Samantha Karg, are engaged to be married in the summer of 2023.

COACHES


BASKETBALL STUDENT SUPPORT STAFF




BEN BIZAL
Student Manager



CHAD BROWN
Student Manager



CHARLIE GAMBILL
Student Manager



COLE GIBBS
Student Manager



EMMA HOIBERG
Student Assistant




ZAK JOURDEANS
Student Manager



SIMON KERR
Student Manager



JORDYN KOHTZ
Student Trainer



LUIS TORNEZ MORALES
Student Manager




JUSTIN MOORE
Student Manager



MICHAEL PLUM
Student Manager



BEAU RABE
Student Manager



EMILIANA RINALDI
Student Manager



CAMDEN RINE
Student Manager



JOIN US NOW

Unlock the best of adidas.
Scan the QR code to join adiClub for free

adiclub



I love finding my flow.

ADMINISTRATION



TREV
ALBERTS



RONNIE GREEN
CHANCELLOR

Dr. Ronnie D. Green is Chancellor of the University of Nebraska-Lincoln, Nebraska's flagship, Land-Grant and Big Ten institution, where he oversees an enrollment of over 25,000 students and 6,000 faculty and staff.

He received bachelor's and master's degrees in animal science from Virginia Tech and Colorado State University, respectively. His doctoral program was completed jointly at the University of Nebraska-Lincoln and the USDA-ARS U.S. Meat Animal Research Center in animal breeding and genomics.

Green has served on the animal science faculties of Texas Tech University and Colorado State University, and as the national program leader for animal production research for the USDA's Agricultural Research Service and executive secretary of the White House's interagency working group on animal genomics within the National Science and Technology Council. Prior to returning to NU, Green served as a global executive for Pfizer Animal Health's animal genomics business.

Dr. Green has authored 130 refereed publications and abstracts, nine book chapters and 56 invited symposia papers, and has delivered invited presentations in 43 U.S. states and 21 countries around the world. He is a past-president of both the American Society of Animal Science (ASAS) and the National Block and Bridle Club and has served in several leadership positions for the U.S. Beef Improvement Federation, National Cattlemen's Beef Association, National Pork Board, National Research Council of the National Academy of Sciences, Association of Public and Land-Grant Universities, and Alpha Gamma Rho national fraternity. He currently is a member of several boards, including the Big Ten Council of Presidents and Chancellors, Neogen Corporation, and Supporters of Agricultural Research. He is a member of the Presidential Forum of the NCAA representing the Big Ten Conference, an inaugural member of the NCAA Division I Board Infractions Process Committee and was recently named a member of the Blue-Ribbon Panel of the National Academies to look at Enhancing Land Grant Coordination and Cooperation. He was named a fellow of ASAS in 2014 and a fellow of the American Association for the Advancement of Science in 2015. In 2017 Dr. Green was honored with the American Society of Animal Science's Morrison Award, the highest international academic recognition for an animal scientist.

Ronnie and his wife Jane, a double UNL alumna, are the proud parents of four children – Justin, Nate, Kelli and Regan – all UNL graduates, and one granddaughter, Charlotte.

| UNL CHANCELLORS | |
|-----------------|-----------------------|
| Years | Chancellor |
| 1871-1876 | Allen R. Benton |
| 1876-1882 | Edmund B. Fairfield |
| 1884-1888 | J. Irving Manatt |
| 1888-1891 | Charles E. Bessey |
| 1891-1895 | James H. Canfield |
| 1895-1899 | George E. MacLean |
| 1900-1908 | E. Benjamin Andrews |
| 1908-1927 | Samuel Avery |
| 1927-1938 | Edgar A. Burnett |
| 1938-1946 | Chauncey S. Boucher |
| 1947-1953 | Reuben G. Gustavson |
| 1953-1954 | John K. Selleck* |
| 1954-1968 | Clifford Hardin |
| 1968-1971 | Joseph Soshnik |
| 1972-1975 | James H. Zumberge |
| 1975-1976 | Adam C. Breckenridge* |
| 1976-1980 | Roy A. Young |
| 1980-1981 | Robert H. Rutford* |
| 1981-1991 | Martin A. Massengale |
| 1991-1991 | Jack Goebel* |
| 1991-1995 | Graham B. Spanier |
| 1995-1996 | Joan R. Leitzel* |
| 1996-2000 | James Moeser |
| 2000-2016 | Harvey S. Perlman |
| 2016-pres. | Ronnie Green |

* Interim Chancellor



SCOTT FEUSS JR.
FACULTY ATHLETICS REPRESENTATIVE

Scott M. Feuss Jr. is in his third year as Nebraska's Faculty Athletics Representative, having started on July 1, 2020.

As faculty athletics representative, Feuss serves as a liaison between the Office of the Chancellor and Athletic Department. He also serves on the Athletic Department's Executive Staff. His areas of focus in the role include the welfare of student-athletes, NCAA and Big Ten Conference compliance, maintaining the positive relationship between athletics and faculty, developing and responding to NCAA legislative proposals and representing the university at related NCAA and Big Ten Conference meetings.

The half-time position - which was restructured to an expected term of five years - reports directly to Chancellor Ronnie Green and consults with Athletic Director Trev Alberts. He splits time between faculty representative duties and academic responsibilities.

Feuss, the Steinhart Distinguished Professor of Business and former chair of the College of Business' economics department, has worked at the University of Nebraska-Lincoln since 1986. He serves on the Faculty Senate's Intercollegiate Athletics Committee, having chaired the committee for 2018-19 and a sub-committee in 2017-18. He also has served on numerous Big Ten Conference committees, including the Sports Management Committee, the Compliance and Reinstatement Committee and the Legislative Review Committee.

Feuss earned a bachelor's degree from the University of Delaware, as well as master's and doctoral degrees from Purdue University. His research interests are labor economics, the economics of collegiate sports, and the economy of Japan. He has earned numerous "Distinguished Teaching" awards. In 2016 he received the UNL College of Business "Distinguished Service" award.

| NEBRASKA'S FACULTY REPS | |
|-------------------------|-------------------|
| Years | Faculty Rep |
| 1931-1946 | T.J. Thompson |
| 1947-1958 | Earl Fullbrook |
| 1959-1964 | Charles S. Miller |
| 1965-1968 | Merk Hobson |
| 1969-1970 | John R. Davis |
| 1971-1982 | Keith L. Broman |
| 1982-1997 | James O'Hanlon |
| 1997-2020 | Josephine Potuto |
| 2020-pres. | Scott Feuss |



**TED
CARTER**

**UNIVERSITY OF NEBRASKA
SYSTEM PRESIDENT**

Ted Carter became the eighth president of the University of Nebraska on Jan. 1, 2020, following a national search by the Board of Regents.

As president, Carter leads a four-campus university system that enrolls nearly 52,000 students and employs 16,000 faculty and staff on campuses in Lincoln, Omaha and Kearney, plus academic divisions and research and extension centers across the state. He serves as chief spokesman and chief executive officer for the system, which operates on a \$2.8 billion annual budget and includes a flagship Big Ten institution, a world-renowned academic health sciences center, Division I athletics programs, and preeminent institutes focused on water and agriculture, national security and defense, infectious disease and early childhood education.

Carter brought with him a distinguished record in education, partnerships and military service, having come to Nebraska from the U.S. Naval Academy, his alma mater, where he served as superintendent. Under his leadership, the Naval Academy achieved a No. 1 national ranking and new records in student success and diversity. Carter previously was president of the U.S. Naval War College in Newport, R.I. A retired Vice Admiral with 38 years of service, Carter has logged more than 6,300 flying hours and holds the American record for carrier-arrested landings.

In his first year at the University of Nebraska – faced with the unexpected and unprecedented challenges presented by COVID-19 – Carter led with a focus on the land-grant priorities of access and opportunity for students and families. He launched the Nebraska Promise, a financial aid program guaranteeing free tuition for low- and middle-income Nebraskans, and implemented a multi-year budget plan that included a two-year, across-the-board tuition freeze. The result was system-wide growth in enrollment, including record gains among underrepresented students.

Carter oversaw the awarding of a \$92 million federal contract for the university's National Strategic Research Institute, one of only 14 University-Affiliated Research Centers in the country conducting exclusive research for the Department of Defense. During Carter's tenure, the NU system has been ranked among the world's top 100 institutions for earning research patents, the Omaha campus was selected as the home for a new federal counterterrorism research center, the Institute of Agriculture and Natural Resources launched a new effort focused on rural vitality, and the medical center opened an education, training and preparedness facility that positions Nebraska as the world leader in the fight against infectious disease.

Carter holds a courtesy faculty appointment in aviation in the College of Public Affairs and Community Service at the University of Nebraska at Omaha. He serves as the chair of the Daugherty Water for Food Global Institute's Board of Directors and is a board member for the Greater Omaha Chamber of Commerce, the Nebraska Chamber of Commerce and Industry, the Naval Historical Foundation and the Naval Aviation Museum Foundation. Carter is also a member of the Aspen Institute's Higher Education Working Group and the Association of Public and Land-Grant Universities' Council of Presidents. He is an ex-officio member on the board of the University of Nebraska Foundation, the philanthropic partner of the university system that has a \$1.7 billion endowment.

Carter earned his bachelor's degree in physics and oceanography from the U.S. Naval Academy, where he played hockey and served as team captain. He is a graduate of the Navy Fighter Weapons School (Top Gun) and holds educational credentials from the Navy Nuclear Power School, the U.S. Air Force Air War College, the Naval War College and the Armed Forces Staff College. Carter's military career includes service for the Carrier Strike Group Twelve, in which he commanded 20 ships, two nuclear-powered aircraft carriers, and two carrier wings that were deployed to Afghanistan and the Arabian Gulf.

The son of an English teacher, Carter was raised in the rural, one-high school town of Burrillville, R.I. He and his wife, Lynda, live in Lincoln and have two adult children, Brittany and Christopher.

NEBRASKA PRESIDENTS

| Years | President |
|------------|----------------------|
| 1968-1969 | Clifford Hardin |
| 1970-1976 | Durwood B. Varner |
| 1977-1989 | Ronald Roskens |
| 1989-1994 | Martin A. Massengale |
| 1994-2004 | L. Dennis Smith |
| 2004-2014 | James B. Milliken |
| 2014-2015 | James Linder* |
| 2015-2019 | Hank M. Bounds |
| 2019-2019 | Susan Fritz* |
| 2020-pres. | Walter "Ted" Carter |

* Interim President

The Board of Regents consists of eight voting members elected by district for six-year terms, and four non-voting student Regents, one from each campus, who serve during their tenure as student body president. The board supervises the general operations of the university, and the control and direction of all expenditures. The board also includes a corporation secretary who manages all records including agendas, minutes, notices, policies and bylaws. Those documents can be found on the web at nebraska.edu/board/.

The board meets regularly, primarily in Lincoln but also in Omaha and greater Nebraska. Persons wishing to provide information to the board or to appear before it should contact: Corporation Secretary, University of Nebraska, Varner Hall, 3835 Holdrege, Lincoln, NE 68583.



TIMOTHY CLARE
District 1
Vice Chair



JACK STARK
District 2



JIM PILLEN
District 3



ELIZABETH O'CONNOR
District 4



ROBERT SCHAFER
District 5



PAUL KENNEY
District 6




BOB PHARES
District 7
Chair



BARBARA WEITZ
District 8



EMILY SAADI
Nebraska-Kearney



JACOB DRAKE
Nebraska-Lincoln



NICOLE KENT
Nebraska-Medical Center



TORI SIMS
Nebraska-Omaha

ADMINISTRATION



TREV ALBERTS

VICE CHANCELLOR, DIRECTOR OF ATHLETICS

A veteran administrator and College Football Hall of Famer, Trev Alberts is entering his second year as Vice Chancellor, Director of Athletics at the University of Nebraska in 2022-23. Alberts, who was hired on July 14, 2021, returned to his alma mater after spending 12 years at Nebraska-Omaha, guiding the program through a successful transition to the Division I level.

In his first season at Nebraska in 2021-22, Alberts helped the Huskers navigate the ever-changing landscape of Name, Image and Likeness guidelines for the benefit of Nebraska student-athletes. He led the development

of the N-Vest Nebraska program to award \$5,980 per year to student-athletes who meet academic benchmarks.

Alberts also spearheaded the charge to complete the fundraising for Nebraska's Go Big Project, which will provide Nebraska football with a new facility scheduled to open in the summer of 2023. The project will also house academic, life skills, nutrition and support services for all Nebraska student-athletes.

A tireless worker who puts both the interests of student-athletes and fans first, Alberts helped orchestrate a qualitative survey of Nebraska's fan base to help shape the future of Memorial Stadium's game-day atmosphere.

Alberts has also focused much of his time on developing the first strategic plan for Nebraska Athletics in 15 years. He has also committed himself to providing intense support and a unifying vision for Nebraska's coaches across all sports.

Nebraska's athletic achievements in 2021-22 included top-five NCAA finishes from Husker volleyball, wrestling and men's gymnastics programs, while the NU women's basketball and softball teams enjoyed breakout seasons that concluded with trips to the 2022 NCAA Tournament. The women's track and field team added a 14th-place finish at the NCAA Outdoor Championships - its best showing since 2006.

Academically, Nebraska student-athletes continued to shine with a school-record 95 percent graduation rate across all sports.

Alberts' tenure leading UNO athletics was marked by successes in competition and in academics; by transitioning the university's athletic programs to NCAA Division I in 2011; and by establishing new homes for many UNO athletics teams, including Baxter Arena, the Maverick Park baseball/softball complex and the soccer pitch at Caniglia Field.

Alberts took the bold step in announcing that Omaha would reclassify from Division II to Division I in all sports in 2011 and simultaneously securing conference affiliation with the Summit League for all of the department's then-Division II programs. His vision for UNO's reclassifying teams was demonstrated even before the four-year transition period had ended. The Omaha baseball team won back-to-back Summit League regular-season championships in 2013 and 2014, while the men's basketball team made its first Division I postseason appearance in 2014 with a berth in the CollegelInsider.com Postseason Tournament.

During UNO's time in the Division I ranks under Alberts tenure, the Mavericks had six teams and four student-athletes qualify for the NCAA Tournament, including hockey advancing to the Frozen Four in 2015 and men's soccer reaching the second round of the NCAA Tournament in the spring of 2021. He also expanded opportunities, adding men's golf and men's soccer in 2011, and Omaha began a men's swimming and diving program in 2021-22.

Throughout his tenure in Omaha, Alberts was focused on enhancing the student-athlete experience, including the construction and staffing of the Hamilton Academic

NEBRASKA'S ATHLETIC DIRECTORS

| Years | Athletic Director |
|------------|---------------------------------|
| 1928-1931 | H.D. Gish |
| 1932-1936 | Dana X. Bible |
| 1937-1942 | Lawrence McCeney "Biff" Jones |
| 1942-1947 | A.J. Lewandowski |
| 1948-1953 | George "Potsy" Clark |
| 1954-1960 | J.W. "Bill" Orwig |
| 1961* | Charles Miller & Joseph Soshnik |
| 1962-1966 | W.H. "Tippy" Dye |
| 1967-1992 | Bob Devaney |
| 1993-2002 | Bill Byrne |
| 2003-2007 | Steve Pederson |
| 2007-2012 | Tom Osborne |
| 2013-2017 | Shawn Eichorst |
| 2017-2021 | Bill Moos |
| 2021-pres. | Trev Alberts |

*Interim Co-Directors



Excellence Room and the development of the Ethel S. Abbott Student-Athlete Development Wing. Those efforts paid off in Nebraska-Omaha student-athletes posting consistent collective semester grade point averages above 3.3 for 18 consecutive semesters, including at least a 3.5 in each of his final three semesters.

The facilities around Omaha Athletics received a major uplift during his tenure. Maverick Park opened in March of 2021 to rave reviews as the home to the Mavericks' baseball and softball programs. Funding for the complex, which includes a 1,500-seat baseball facility and a 650-seat softball facility, were raised privately and provided both programs a permanent on-campus home for the first time.

Another crowning achievement was the opening of Baxter Arena in 2015. Alberts directed efforts to secure community support and funding to build the on-campus arena, which allowed the nationally prominent hockey program to play on campus and also serve as the home of the men's and women's basketball and volleyball programs. Caniglia Field underwent renovations in 2012, making it one of the finest collegiate soccer facilities in the country, highlighted by a FIFA 2-star rated playing surface and one of the largest LED videoboards in a soccer-only college facility.

Alberts' work on behalf of hockey, UNO's established Division I sport, also paid dividends. He successfully guided the Mavericks into the new National Collegiate Hockey Conference in 2013-14. The following year, Omaha reached the 2015 NCAA Frozen Four.

In addition, Alberts and his team led Omaha Athletics into a partnership with Learfield, a national leader in the marketing of collegiate athletics, and developed Omaha Sports Properties. As the exclusive corporate sponsorship sales unit for UNO Athletics, Omaha Sports Properties further enhanced revenue and increased brand prominence locally, regionally and nationally.

As part of UNO's reclassification to Division I, Alberts oversaw the rebranding of UNO athletics with new primary and secondary logos and a greater focus on strengthening the Maverick brand both regionally and nationally.

As a student-athlete, Alberts was an All-American on and off the football field as a Husker Blackshirt. He was Nebraska's first Butkus Award winner in 1993, helping Coach Tom Osborne's Huskers to an undefeated regular season and an Orange Bowl appearance against Florida State. A first-team All-American by every major publication in 1993, he was also the Football News National Defensive Player of the Year, the Big Eight Male Athlete of the Year, and the Big Eight Defensive Player of the Year. His No. 34 jersey was retired at the 1994 Red-White Spring Game. In 2015, he was elected to the College Football Hall of Fame.

Off the field, Alberts earned the NCAA's highest honor, The Today's Top Six Award. A three-time Academic All-Big Eight honoree, he was a CoSIDA Academic All-American in 1993. He graduated from Nebraska before his senior season.

Alberts was the fifth pick in the 1994 NFL Draft by the Indianapolis Colts and played for the Colts until 1996. Following his NFL career, he served as an analyst on college and professional football games for major national networks, including ESPN, CNN/SI and CBS Sports Network.

Alberts and his wife Angela have three children – Chase (and his wife, Cassie), Ashtynne and Breanna.

Note: Visit Huskers.com/staff-directory for a complete Athletic Department Staff Directory

ATHLETICS DIRECTORY



MARQUITA ARMSTEAD
 Executive Associate
 A.D. / Senior Woman
 Administrator



BOB BURTON
 Executive Associate A.D. /
 Facilities



DR. LAWRENCE CHATTERS
 Executive Associate A.D. /
 Strategic Initiatives



DOUG EWALD
 Executive Associate A.D. /
 Chief Financial Officer



DENNIS LEBLANC
 Executive Associate A.D. /
 Academics



JAMIE VAUGHN
 Executive Associate A.D. /
 Compliance



KEITH ZIMMER
 Executive Associate A.D. /
 Life Skills



LINSEY CHAMBERLIN
 Executive Specialist

University of Nebraska Athletics
 One Memorial Stadium
 800 Stadium Drive
 Lincoln, NE 68588
 (800) 755-2565
 (402) 472-4224

Area code for all numbers is (402)

| | |
|----------------------------|---------------|
| Academics | 472-4611 |
| Administration | 472-3011 |
| Athletic Medicine | 472-2276 |
| Baseball | 472-2269 |
| Basketball, Men's | 472-2265 |
| Basketball, Women's | 472-6462 |
| Beach Volleyball | 472-2399 |
| Bowling | 472-0404 |
| Business & Finance | 472-2273 |
| Capital Planning | 472-1000 |
| Communications | 472-2263 |
| Compliance | 472-2042 |
| Computing Services | 472-2368 |
| Concessions | 472-4886 |
| Creative & Emerging Media | 472-0342 |
| Equipment | 472-2274 |
| Events | 472-1003 |
| Facilities | 472-1000 |
| Football | 472-3116 |
| Golf, Men's | 472-8801 |
| Golf, Women's | 472-8801 |
| Gymnastics, Men's | 472-4808 |
| Gymnastics, Women's | 472-4808 |
| Huskers Athletic Fund | 472-3111 |
| Huskers Athletic Partners | 472-2385 |
| Huskers.com | 472-2263 |
| Huskers Shop | 904-5700 |
| HuskerVision | 472-4645 |
| Licensing & Branding | 472-0775 |
| Life Skills & Enrichment | 472-4616 |
| Lost & Found | 472-1003 |
| Marketing & Fan Experience | 472-4644 |
| N Club | 472-3111 |
| NAPL | 472-4224 |
| Performance Nutrition | 472-4224 |
| Rifle | 472-6167 |
| Soccer | 472-0456 |
| Softball | 472-8801 |
| Spirit Squad | 472-0846 |
| Sport Psychology | 472-2276 |
| Strength & Conditioning | 472-7769 |
| Tennis, Men's | 472-9430 |
| Tennis, Women's | 472-9430 |
| Ticket Office | 472-3111 |
| Track & Field | 800-8-BIG-RED |
| Volleyball | 472-6461 |
| Wrestling | 472-2399 |
| | 472-9430 |

ADMINISTRATION

2022-23 NEBRASKA HEAD COACHES



WILL BOLT
 Baseball



HEATHER BRINK
 Women's Gymnastics



CHUCK CHMELKA
 Men's Gymnastics



JOHN COOK
 Volleyball/
 Beach Volleyball



JUDD CORNELL
 Men's Golf



FRED HOIBERG
 Men's Basketball



SCOTT JACOBSON
 Women's Tennis



MICKEY JOSEPH
 Football



PAUL KLEMPA
 Bowling



MARK MANNING
 Wrestling



SEAN MAYMI
 Men's Tennis



MINDY MILES
 Rifle



PABLO MORALES
 Swimming and Diving



RHONDA REVELLE
 Softball



JUSTIN ST. CLAIR
 Track and Field



JEANNE SUTHERLAND
 Women's Golf



JOHN WALKER
 Soccer



MATT WACKERLY
 Cross Country



AMY WILLIAMS
 Women's Basketball

Known as one of intercollegiate sports' most successful undertakings, the Big Ten is home to a lineage of legendary names and an ongoing tradition of developing strong leaders. Even in its infancy, the conference established itself as the preeminent collection of institutions in the nation, where the pursuit of academic excellence prevailed as the definitive goal.

The history of the Big Ten traces back more than 120 years to the Palmer House hotel in Chicago, where on January 11, 1895, then-Purdue president James H. Smart and leaders from the University of Chicago, University of Illinois, University of Michigan, University of Minnesota, Northwestern University and University of Wisconsin set out to organize and develop principles for the regulation of intercollegiate athletics.

At that meeting, a blueprint for the administration of college athletics under the direction of appointed faculty representatives was outlined. The presidents' first known action "restricted eligibility for athletics to bonafide, full-time students who were not delinquent in their studies." That important legislation, along with other legislation that would follow in the coming years, served as the primary building block for intercollegiate athletics.

On February 8, 1896, one faculty member from each of those seven universities met at the same Palmer House and officially established the mechanics of the conference, which was officially incorporated as the "Intercollegiate Conference Athletic Association" in 1905.

Indiana University and the State University of Iowa became the eighth and ninth members in 1899. In 1908, Michigan briefly withdrew its membership, and in 1912 Ohio State University joined the conference, bringing its membership total back to nine. Upon Michigan's return in 1917, the conference was first referred to as the "Big Ten" by media members, and that name was eventually incorporated in 1987.

As the 1900s opened, faculty representatives established rules for intercollegiate athletics that were novel for the time. As early as 1904, the faculty approved legislation that required eligible athletes to meet entrance requirements and to have completed a full year's work, along with having one year of residence.

In 1901, the first Big Ten Championship event was staged when the outdoor track and field championships were held at the University of Chicago. The debut event marked what is now a staple of conference competition. Today, the Big Ten sponsors 28 official sports, 14 for men and 14 for women, including the addition of men's ice hockey and men's and women's lacrosse over the last four years. Big Ten schools compete in a total of 42 different sports, furthering the conference's commitment to broad-based programming and providing more participation opportunities than any conference in the country.

One of the conference's proudest traditions began in 1902 when Michigan took on Stanford in the Rose Bowl, the nation's first bowl game. Big Ten teams only appeared in Pasadena twice before the conference signed an exclusive contract with the Tournament of Roses in 1946, making it the first bowl game with permanent conference affiliations. But Michigan's appearance in 1902 cultivated a relationship that has endured for more than a century. In January 2014, Michigan State defeated Stanford in the 100th Rose Bowl Game.

Coupling the academic goals set forth by the leaders of the charter members of the conference and their steadfast commitment to athletics, the conference instituted the Big Ten Medal of Honor in 1915. It is awarded annually by each conference institution to a student of the graduating class who has attained the greatest proficiency in scholarship and athletics. For more than 100 years, it has been the most prestigious honor a student competing in Big Ten athletics can receive.

In 1922, Major John L. Griffith became the conference's first "Commissioner of Athletics." Griffith was the first of six men to assume the role of commissioner in the conference's history, followed by Kenneth L. "Tug" Wilson in 1945, Bill Reed in 1961, Wayne Duke in 1971, Jim Delany in 1989, and current commissioner Kevin Warren in 2020.

After nearly 30 years with 10 members, the conference consolidated to nine schools when the University of Chicago formally withdrew its membership in 1946. Michigan State College (now Michigan State University) was added to the Big Ten three years later, bringing the number of affiliated conference schools to 10 once again.

In 1955, the Big Ten formulated a revenue-sharing model designed to pool all football television rights of its members and share those proceeds equally. The conference and its members continue to utilize a revenue-sharing model, dividing media rights, bowl payouts and other profits among all conference institutions.

While academics have always played an integral role in the conference, presidents of the Big Ten member institutions formalized the primacy of academics with the establishment of the Big Ten Academic Alliance (formerly the Committee on Institutional Cooperation) in 1958. The Big Ten Academic Alliance is an academic consortium of all Big Ten universities. Annually, the schools currently constituting the Big Ten Academic Alliance produced over \$10 billion in funded research, \$5 billion more than any other conference.

In one of Duke's first actions as commissioner, he oversaw the adoption of the Big Ten Advisory Commission in 1972, designed to study conference programs and make suggestions which would further Big Ten objectives. The Advisory Commission enlists former students that competed in Big Ten athletics to serve as liaisons to the NCAA's Diversity and Inclusion Department, the Big Ten Student-Athlete Advisory Commission and other organizations.

In 1981, the conference presidents and chancellors endorsed a proposal that enabled universities to affiliate their women's intercollegiate programs with the conference, and the first conference championships for women were staged that fall. The Big Ten was the

first conference to voluntarily adopt male and female participation goals after launching its Gender Equity Action Plan in 1992.

In December of 1989, the conference agreed in principle to invite Pennsylvania State University for membership. On June 4, 1990, the Council of Presidents officially voted to integrate Penn State into the conference, giving the Big Ten 11 members.

In 2004, the Big Ten implemented a pilot program of instant replay for college football. Following the season, the conference forwarded replay proposals to the NCAA regarding the future use of instant replay, where it approved country-wide testing in 2005. In 2006, the NCAA approved the use of instant replay for all conferences.

In 2006, Delany announced the creation of the first conference-owned television network, a 20-year agreement with FOX Networks to create what would become the Big Ten Network (BTN). Launched on Aug. 30, 2007, BTN now produces more than 1,800 events across all platforms each year. BTN is in almost 60 million homes in the U.S. and Canada via the nation's major video providers and more than 300 additional video providers across the country. BTN is also available through the majority of OTT providers, and via the Fox Sports App, which delivers live and on-demand programming to computers, smartphones and tablets. In addition, the BTN+ platform streams hundreds of events each season.

On June 11, 2010, the Big Ten Council of Presidents/Chancellors (COP/C) approved a formal membership application by the University of Nebraska, expanding the conference to 12 institutions. Nebraska officially joined the Big Ten on July 1, 2011. The conference expanded its footprint further in 2012 when the COP/C approved formal membership applications from the University of Maryland and Rutgers University on November 19 and 20, respectively. Maryland and Rutgers became official Big Ten members on July 1, 2014, giving the conference almost 9,500 students participating in intercollegiate athletics and more than 11,000 participation opportunities on 350 teams.

In June 2014, the Big Ten opened a second office in New York City, featuring both office and meeting space in Midtown Manhattan. Big Ten staff members are based in the New York City office to provide expanded coverage and service, while other conference and institutional administrators utilize the space as necessary when conducting business on the East Coast. The Big Ten and its member institutions also have access to satellite office space in Washington, D.C.

Warren and his staff work to meet the educational needs of student-athletes to allow them to excel in all areas of their lives. The conference office manages 27 different championships and tournaments, offers legislative and compliance services, oversees the production and distribution of more than 2,000 events annually, provides staff services to coaching and administrative personnel, and remains a vital resource for media and fans seeking information on the Big Ten.

During his first year, Warren has helped spark a number of groundbreaking conference initiatives. On March 7, 2020, in advance of the rising tide of the COVID-19 pandemic, the conference partnered with all 14 of its member institutions to create the Big Ten Task Force for Emerging Infectious Diseases. This group was formed to provide counsel and sound medical advice to ensure the health, safety and wellness of the Big Ten's students, coaches, administrators and fans. It includes representatives from a diverse set of disciplines across campus healthcare systems and schools of public health and their input serves as a resource for the conference in making important decisions based on information received from local, state and federal health departments, along with the NCAA.

Less than two months later on May 4, 2020, the conference announced the formation of the Big Ten Mental Health and Wellness Cabinet, featuring representation from all 14 member institutions, as well as sport affiliate members Johns Hopkins (men's and women's lacrosse) and Notre Dame (men's ice hockey). The goal of the cabinet is to promote optimal mental health for Big Ten student-athletes through a comprehensive, systemic and interdisciplinary approach to establishing mental health programs, while also providing counsel, advice and expertise to the conference office.

Following the death of Minneapolis resident George Floyd, Warren penned an open letter on June 1, 2020, announcing the formation of what became known as the Big Ten Equality Coalition. This group, which features student-athletes, coaches, athletic directors, chancellors, presidents and other members of the Big Ten family from all 14 member institutions, has a stated goal of seeking tangible ways to actively and constructively combat racism and hate around the world, while also empowering student-athletes to express their rights to free speech and peaceful protest. The United States Library of Congress selected Warren's open letter for inclusion in its historic collection.

A product of the conversations emerging from the coalition was the creation of the Big Ten Voter Registration Initiative. This non-partisan, conference-wide collaboration encourages student-athletes to take part in the electoral process and is led by a Voter Registration Committee that includes representatives from all 14 Big Ten institutions. The Voter Registration Committee has partnered with the National Lawyers' Committee for Civil Rights Under Law to develop educational programming and outreach tools, and to collaborate with other established civic platforms.

More than 125 years after its inception, the Big Ten remains a national leader in intercollegiate athletics on and off the field. Big Ten programs have combined to win more than 450 team and 1,800 individual national championships, consistently taking home individual honors for athletic and academic accomplishments and fulfilling the Big Ten's mission of academic achievement and athletic success.

2022-23 OPPONENTS



KEISEI
TOMINAGA



MAINE

LINCOLN, NEB. | NOV. 7 | 7 P.M. | BIG+

GENERAL INFO

Location Orono, Maine
Founded 1865
Enrollment 11,168
Nickname Black Bears
Colors Navy Blue and Sky Blue
President Dr. Joan Ferrini-Mundy
Interim Athletics Director Samantha Hegman-Wary
Conference America East
Arena Cross Insurance Center (5,800)
Website goblackbears.com
MBB Twitter @MaineMBB

TEAM INFORMATION

2021-22 Record (Conf. Record) 6-23 (3-15, 10th)
Postseason Finish None
Starters R/L 2/3
Lettermen R/L 9/5

HEAD COACH

Head Coach (Year) Chris Markwood (Maine, 2005)
Record at School 0-0 (First season)
Overall Record Same

MEDIA RELATIONS

Basketball Contact Kyle Emerson
Office (207) 581-3127
Email kyle.emerson@maine.edu

OMAHA

LINCOLN, NEB. | NOV. 10 | 7 P.M. | BIG+

GENERAL INFO

Location Omaha, Neb.
Founded 1908
Enrollment 15,328
Nickname Mavericks
Colors Crimson and Black
Chancellor Joanne Li
Athletics Director Adrian Dowell
Conference The Summit League
Arena Baxter Arena (7,898)
Website omavs.com
MBB Twitter @OmahaMBB

TEAM INFORMATION

2021-22 Record (Conf. Record) 5-25 (4-14, t-8th)
Postseason Finish None
Starters R/L 3/2
Lettermen R/L 6/8

HEAD COACH

Head Coach (Year) Chris Crutchfield (Omaha, 1992)
Record at School 0-0 (First season)
Overall Record 10-9 (One season)

MEDIA RELATIONS

Basketball Contact Kayla Peterson
Office (402) 680-2547
Email kaylapeterson@omavs.com

ST. JOHN'S

QUEENS, N.Y. | NOV. 17 | 5:30 P.M. | FSI

GENERAL INFO

Location Queens, N.Y.
Founded 1870
Enrollment 20,143
Nickname Red Storm
Colors Red and White
President Rev. Brian J. Shanley, O.P.
Athletics Director Mike Cragg
Conference Big East
Arena Carnesecca Arena (5,602)
Website RedStormSports.com
MBB Twitter @StJohnsBBall

TEAM INFORMATION

2021-22 Record (Conf. Record) 17-15 (8-11, t-7th)
Postseason Finish None
Starters R/L 3/2
Lettermen R/L 8/6

HEAD COACH

Head Coach (Year) Mike Anderson (Tulsa, 1982)
Record at School 50-41 (Three seasons)
Overall Record 419-241 (20 seasons)

MEDIA RELATIONS

Basketball Contact Stephen Dombroski
Office (718) 990-6897
Email dombross@stjohns.edu

ARKANSAS-PINE BLUFF

LINCOLN, NEB. | NOV. 20 | 2:30 P.M. | BTN

GENERAL INFO

Location Pine Bluff, Ark.
Founded 1873
Enrollment 2,500
Nickname Golden Lions
Colors Black and Gold
Chancellor Dr. Laurence B. Alexander
Athletics Director Chris Robinson
Conference Southwestern Athletic
Arena H.O. Clemmons Arena (3,100)
Website uapblionsroar.com
MBB Twitter @UAPBLionsRoar

TEAM INFORMATION

2021-22 Record (Conf. Record) 7-24 (5-13, 11th)
Postseason Finish None
Starters R/L 2/3
Lettermen R/L 2/13

HEAD COACH

Head Coach (Year) Solomon Bozeman (Little Rock, 2011)
Record at School 7-24 (One season)
Overall Record Same

MEDIA RELATIONS

Basketball Contact Cameo Stokes
Office (870) 575-7955
Email stokes@uapb.edu

OKLAHOMA

ORLANDO, FLA. | NOV. 24 | 4 P.M. | ESPN

GENERAL INFO

Location Norman, Okla.
Founded 1890
Enrollment 31,255
Nickname Sooners
Colors Crimson and Cream
President Joseph Harroz Jr.
Athletics Director Joe Castiglione
Conference Big 12
Arena Lloyd Noble Center (11,562)
Website SoonerSports.com
MBB Twitter @OU_MBBall

TEAM INFORMATION

2021-22 Record (Conf. Record) 19-16 (7-11, t-7th)
Postseason Finish NIT Second Round
Starters R/L 2/3
Lettermen R/L 6/8

HEAD COACH

Head Coach (Year) Porter Moser (Creighton, 1990)
Record at School 19-16 (One season)
Overall Record 312-258 (18 seasons)

MEDIA RELATIONS

Basketball Contact Brent Beerends
Office (405) 325-7014
Email beerends@ou.edu

MEMPHIS (POTENTIAL OPPONENT)

ORLANDO, FLA. | NOV. 25 | 4:30/7 P.M. | TBD

GENERAL INFO

Location Memphis, Tenn.
Founded 1912
Enrollment 22,044
Nickname Tigers
Colors Blue and Gray
President Dr. Bill Hardgrave
Athletics Director Laird Veatch
Conference American Athletic
Arena FedEx Forum (18,400)
Website gotigersgo.com
MBB Twitter @Memphis_MBB

TEAM INFORMATION

2021-22 Record (Conf. Record) 22-11 (13-5, 3rd)
Postseason Finish NCAA Second Round
Starters R/L 2/3
Lettermen R/L 7/7

HEAD COACH

Head Coach (Year) Penny Hardaway (Memphis, 2003)
Record at School 85-43 (Four seasons)
Overall Record Same

MEDIA RELATIONS

Basketball Contact Michael Schroeder
Office (901) 678-5787
Email michael.schroeder@memphis.edu

SETON HALL (POTENTIAL OPPONENT)
 ORLANDO, FLA. | NOV. 25 | 4:30/7 P.M. | TBD

GENERAL INFO

Location South Orange, N.J.
 Founded 1856
 Enrollment 10,400
 Nickname Pirates
 Colors Blue and White
 President Dr. Joseph E. Nyre
 Athletics Director Bryan Felt
 Conference Big East
 Arena Prudential Center (10,481)
 Website shupirates.com
 MBB Twitter @SetonHallMBB

TEAM INFORMATION

2021-22 Record (Conf. Record) 21-11 (11-8, t-5th)
 Postseason Finish NCAA First Round
 Starters R/L 3/3
 Lettermen R/L 5/7

HEAD COACH

Head Coach (Year) Shaheen Holloway (Seton Hall, 2000)
 Record at School 0-0 (First season)
 Overall Record 64-54 (Four seasons)

MEDIA RELATIONS

Basketball Contact Peter Long
 Office (732) 814-5436
 Email peter.long@shu.edu

FLORIDA STATE (POTENTIAL OPPONENT)
 ORLANDO, FLA. | NOV. 27 | TBD | TBD

GENERAL INFO

Location Tallahassee, Fla.
 Founded 1851
 Enrollment 45,493
 Symbol Seminole
 Colors Garnet and Gold
 President Richard McCullough
 Athletics Director Michael Alford
 Conference Atlantic Coast
 Arena Donald L. Tucker Civic Center (11,500)
 Website Seminole.com
 MBB Twitter @FSUHoops

TEAM INFORMATION

2021-22 Record (Conf. Record) 17-14 (10-10, 8th)
 Postseason Finish None
 Starters R/L 1/4
 Lettermen R/L 9/8

HEAD COACH

Head Coach (Year) Leonard Hamilton (UT-Martin, 1971)
 Record at School 395-242 (20 seasons)
 Overall Record 595-452 (34 seasons)

MEDIA RELATIONS

Basketball Contact Chuck Walsh
 Office (850) 644-1077
 Email cwalsh@admin.fsu.edu

OLE MISS (POTENTIAL OPPONENT)
 ORLANDO, FLA. | NOV. 27 | TBD | TBD

GENERAL INFO

Location Oxford, Miss.
 Founded 1848
 Enrollment 21,676
 Nickname Rebels
 Colors Cardinal Red and Navy Blue
 Chancellor Dr. Glenn Boyce
 Athletics Director Keith Carter
 Conference Southeastern
 Arena Sandy and John Black Pavilion at Ole Miss (9,500)
 Website olemisssports.com
 MBB Twitter @OleMissMBB

TEAM INFORMATION

2021-22 Record (Conf. Record) 13-19 (4-14, 13th)
 Postseason Finish None
 Starters R/L 2/3
 Lettermen R/L 6/8

HEAD COACH

Head Coach (Year) Kermit Davis (Mississippi State, 1982)
 Record at School 64-61 (Four seasons)
 Overall Record 467-299 (24 seasons)

MEDIA RELATIONS

Basketball Contact Tyler Wooten
 Office (662) 915-7522
 Email tjwooten@olemiss.edu

SIENA (POTENTIAL OPPONENT)
 ORLANDO, FLA. | NOV. 27 | TBD | TBD

GENERAL INFO

Location Loudonville, N.Y.
 Founded 1937
 Enrollment 3,498
 Nickname Saints
 Colors Green & Gold
 Chancellor Chris Gibson, Ph.D.
 President John D'Argenio
 Conference Metro Atlantic Athletic
 Arena MVP Arena (7,146)
 Website sienasaints.com
 MBB Twitter SienaMBB

TEAM INFORMATION

2021-22 Record (Conf. Record) 15-14 (12-8, 3rd)
 Postseason Finish None
 Starters R/L 2/3
 Lettermen R/L 10/6

HEAD COACH

Head Coach (Year) Carmen Maciariello (Siena, 2001)
 Record at School 47-29 (Three seasons)
 Overall Record Same

MEDIA RELATIONS

Basketball Contact Mike Demos
 Office (518) 783-2377
 Email mdemos@siena.edu

STANFORD (POTENTIAL OPPONENT)
 ORLANDO, FLA. | NOV. 27 | TBD | TBD

GENERAL INFO

Location Stanford, Calif.
 Founded 1891
 Enrollment 16,520
 Nickname Cardinal
 Colors Cardinal and White
 President Marc Tessier-Lavigne
 Athletics Director Bernard Muir
 Conference Pacific-12
 Arena Maples Pavilion (7,233)
 Website gostanford.com
 MBB Twitter @StanfordMBB

TEAM INFORMATION

2021-22 Record (Conf. Record) 16-16 (8-12, 9th)
 Postseason Finish None
 Starters R/L 4/1
 Lettermen R/L 9/4

HEAD COACH

Head Coach (Year) Jerod Haase (Kansas, 1997)
 Record at School 98-90 (Six seasons)
 Overall Record 178-143 (10 seasons)

MEDIA RELATIONS

Basketball Contact Zach Reynolds
 Office (541) 419-0615
 Email zreynold@stanford.edu

ESPN EVENTS INVITATIONAL SCHEDULE

THURSDAY, NOV. 24

| Time (CT) | Matchup | Network |
|------------|-------------------------|---------|
| 10 a.m. | Florida State vs. Siena | ESPN2 |
| 12:30 p.m. | Mississippi at Stanford | ESPNU |
| 4 p.m. | Oklahoma vs. Nebraska | ESPN |
| 6:30 p.m. | Memphis vs. Seton Hall | ESPNEWS |

FRIDAY, NOV. 25

| Time (CT) | Matchup | Network |
|------------|---------------------|---------|
| 19 a.m. | Semifinal #1 | ESPN2 |
| 12:30 p.m. | Consolation Game #1 | ESPNEWS |
| 4:30 p.m. | Consolation Game #2 | ESPNEWS |
| 7 p.m. | Semifinal #2 | ESPN2 |

SUNDAY, NOV. 27

| Time (CT) | Matchup | Network |
|------------|--------------------|---------|
| 10 a.m. | Fifth Place Game | ESPNU |
| 12:30 p.m. | Championship Game | ESPN |
| 4 p.m. | Third Place Game | ESPN2 |
| 6:30 p.m. | Seventh Place Game | ESPNEWS |

BOSTON COLLEGE
LINCOLN, NEB. | NOV. 30 | 8:15 P.M. | ESPN

GENERAL INFO

Location Chestnut Hill, Mass.
 Founded 1863
 Enrollment 14,513
 Nickname Eagles
 Colors Maroon and Gold
 President Rev. William P. Leahy, S.J.
 Athletics Director Blake James
 Conference Atlantic Coast
 Arena Silvio O. Conte Forum (8,606)
 Website bceagles.com
 MBB Twitter @bcmmb

TEAM INFORMATION

2021-22 Record (Conf. Record) 13-20 (6-14, t-11th)
 Postseason Finish None
 Starters R/L 4/1
 Lettermen R/L 8/5

HEAD COACH

Head Coach (Year) Earl Grant (Georgia College, 2000)
 Record at School 13-20 (One season)
 Overall Record 140-109 (Eight seasons)

MEDIA RELATIONS

Basketball Contact Mike Laprey
 Office (617) 552-0504
 Email laprey@bc.edu

CREIGHTON
OMAHA, NEB. | DEC. 4 | 3:30 P.M. | FSI

GENERAL INFO

Location Omaha, Neb.
 Founded 1878
 Enrollment 8,419
 Nickname Bluejays
 Colors Blue and White
 President Rev. Daniel S. Hendrickson, S.J.
 Athletics Director Marcus Blossom
 Conference Big East
 Arena CHI Health Center Omaha (17,352)
 Website GoCreighton.com
 MBB Twitter @BluejayMBB

TEAM INFORMATION

2021-22 Record (Conf. Record) 23-12 (12-7, 4th)
 Postseason Finish NCAA Second Round
 Starters R/L 3/2
 Lettermen R/L 10/5

HEAD COACH

Head Coach (Year) ..Greg McDermott (Northern Iowa, 1988)
 Record at School 276-137 (12 seasons)
 Overall Record 556-332 (28 seasons)

MEDIA RELATIONS

Basketball Contact Rob Anderson
 Office (402) 280-5544
 Email randerson@creighton.edu

INDIANA
BLOOMINGTON, IND. | DEC. 7 | 7:30 P.M. | BTN

GENERAL INFO

Location Bloomington, Ind.
 Founded 1820
 Enrollment 48,952
 Nickname Hoosiers
 Colors Cream and Crimson
 President Pamela Whitten
 Athletics Director Scott Dolson
 Conference Big Ten
 Arena Simon Skjodt Assembly Hall (17,357)
 Website IUhoosiers.com
 MBB Twitter @IndianaMBB

TEAM INFORMATION

2021-22 Record 21-14 (9-11, 10th)
 Postseason Finish NCAA First Round
 Starters R/L 4/1
 Lettermen R/L 11/4

HEAD COACH

Head Coach (Year) Mike Woodson (Indiana, 1980)
 Record at School 21-10 (One season)
 Overall Record Same

MEDIA RELATIONS

Basketball Contact J.D. Campbell
 Office/Cell (812) 856-0146/(812) 322-1437
 Email jc56@indiana.edu

PURDUE

LINCOLN, NEB. | DEC. 10 | 1:15 P.M. | BTN
 WEST LAFAYETTE, IND. | JAN. 13 | 6 P.M. | BTN

GENERAL INFO

Location West Lafayette, Ind.
 Founded 1869
 Enrollment 50,884
 Nickname Boilermakers
 Colors Old Gold & Black
 President Mitchell E. Daniels Jr.
 Athletics Director Mike Bobinski
 Conference Big Ten
 Arena Mackey Arena (14,804)
 Website purduesports.com
 MBB Twitter @BoilerBall

TEAM INFORMATION

2021-22 Record 29-8 (14-6, 3rd)
 Postseason Finish NCAA Sweet 16
 Starters R/L 2/3
 Lettermen R/L 8/6

HEAD COACH

Head Coach (Year) Matt Painter (Purdue, 1994)
 Record at School 384-192 (17 seasons)
 Overall Record 409-197 (18 seasons)

MEDIA RELATIONS

Basketball Contact Chris Forman
 Office/Cell (765) 494-3201/ (413) 687-4590
 Email cforman@purdue.edu

KANSAS STATE

KANSAS CITY, MO. | DEC. 17 | 6:30 P.M. | BIG 12 NOW

GENERAL INFO

Location Manhattan, Kan.
 Founded 1863
 Enrollment 20,229
 Nickname Wildcats
 Colors Purple and White
 Chancellor Dr. Richard Linton
 Athletics Director Gene Taylor
 Conference Big 12
 Arena Bramlage Coliseum (11,654)
 Website kstatesports.com
 MBB Twitter @KStateMBB

TEAM INFORMATION

2021-22 Record (Conf. Record) 14-17 (6-12, 9th)
 Postseason Finish None
 Starters R/L 2/4
 Lettermen R/L 2/10

HEAD COACH

Head Coach (Year) Jermon Tang (Charter Oak St. College, 2007)
 Record at School 0-0 (First season)
 Overall Record 0-0 (First season)

MEDIA RELATIONS

Basketball Contact Tom Gilbert
 Office (785) 587-7868
 Email tgilbert@kstatesports.com

QUEENS UNIVERSITY

LINCOLN, NEB. | DEC. 20 | 6:30 P.M. | BIG+

GENERAL INFO

Location Charlotte, N.C.
 Founded 1857
 Enrollment 2,500
 Nickname Royals
 Colors Blue and Vegas Gold
 President Daniel G. Lugo
 Athletics Director Cherie Swarouth
 Conference Atlantic Sun
 Arena Curry Arena (2,500)
 Website queensathletics.com
 MBB Twitter @queensMBB

TEAM INFORMATION

2021-22 Record (Conf. Record) 30-4 (21-3, t-1st)
 Postseason Finish NCAA Division II Sweet 16
 Starters R/L 4/1
 Lettermen R/L 9/5

HEAD COACH

Head Coach (Year) Grant Leonard (William Penn, 2004)
 Record at School 0-0 (First season)
 Overall Record Same

MEDIA RELATIONS

Basketball Contact Austin Slough
 Office (704) 337-2585
 Email slougha@queens.edu

IOWA
 LINCOLN, NEB. | DEC. 29 | 6 P.M. | BTN
 IOWA CITY, IOWA | MARCH 5 | 1 P.M. | BTN

GENERAL INFO

Location Iowa City, Iowa
 Founded 1847
 Enrollment 30,448
 Nickname Hawkeyes
 Colors Gold and Black
 President Barbara J. Wilson
 Athletics Director Gary Barta
 Conference Big Ten
 Arena Carver-Hawkeye Arena (15,056)
 Website hawkeyesports.com
 MBB Twitter @IowaHoops

TEAM INFORMATION

2021-22 Record 26-10 (12-8, t-4th)
 Postseason Finish NCAA First Round
 Starters R/L 3/2
 Lettermen R/L 10/4

HEAD COACH

Head Coach (Year) Fran McCaffery (Pennsylvania, 1982)
 Record at School 242-162 (12 seasons)
 Overall Record 493-339 (26 seasons)

MEDIA RELATIONS

Basketball Contact Matthew Weitzel
 Office/Cell (319) 335-6590/(319) 430-8176
 Email matthew-weitzel@uiowa.edu

MICHIGAN STATE
 EAST LANSING, MICH. | JAN. 3 | 6 P.M. | BTN
 LINCOLN, NEB. | FEB. 28 | 8 P.M. | BTN

GENERAL INFO

Location East Lansing, Mich.
 Founded 1855
 Enrollment 49,659
 Nickname Spartans
 Colors Green and White
 President Samuel Stanley Jr., M.D.
 Athletics Director Alan Haller
 Conference Big Ten
 Arena Breslin Center (14,797)
 Website msuspartans.com
 MBB Twitter @MSU_Basketball

TEAM INFORMATION

2021-22 Record 23-13 (11-9, t-7th)
 Postseason Finish NCAA Second Round
 Starters R/L 2/3
 Lettermen R/L 9/4

HEAD COACH

Head Coach (Year) Tom Izzo (Northern Michigan, 1977)
 Record at School 666-267 (27 seasons)
 Overall Record Same

MEDIA RELATIONS

Basketball Contact Mex Carey
 Office/Cell (517) 355-2271/(917) 576-7445
 Email carey@ath.msu.edu

MINNESOTA
 MINNEAPOLIS, MINN. | JAN. 7 | 11 A.M. | BTN
 LINCOLN, NEB. | FEB. 25 | 2:30 P.M. | BTN

GENERAL INFO

Location Minneapolis, Minn.
 Founded 1851
 Enrollment 52,376
 Nickname Golden Gophers
 Colors Maroon and Gold
 President Joan T.A. Gabel
 Athletics Director Mark Coyle
 Conference Big Ten
 Arena Williams Arena (14,625)
 Website gophersports.com
 MBB Twitter @GopherMBB

TEAM INFORMATION

2021-22 Record 13-17 (4-16, t-13th)
 Postseason Finish None
 Starters R/L 1/4
 Lettermen R/L 2/11

HEAD COACH

Head Coach (Year) Ben Johnson (Minnesota, 2005)
 Record at School 13-17 (One season)
 Overall Record Same

MEDIA RELATIONS

Basketball Contact Michelle Traversie
 Office/Cell (612) 624-0522/(612) 396-8712
 Email traen001@umn.edu

ILLINOIS
 LINCOLN, NEB. | JAN. 10 | 8 P.M. | BTN
 URBANA-CHAMPAIGN, ILL. | JAN. 31 | 6:30 P.M. | BTN

GENERAL INFO

Location Urbana-Champaign, Ill.
 Founded 1867
 Enrollment 56,644
 Nickname Fighting Illini
 Colors Orange and Blue
 Chancellor Robert J. Jones
 Athletics Director Josh Whitman
 Conference Big Ten
 Arena State Farm Center (15,544)
 Website Fightingillini.com
 MBB Twitter @IlliniMBB

TEAM INFORMATION

2021-22 Record 23-10 (15-5, t-1st)
 Postseason Finish NCAA Second Round
 Starters R/L 0/5
 Lettermen R/L 5/10

HEAD COACH

Head Coach (Year) Brad Underwood (Kansas State, 1986)
 Record at School 94-66 (Five seasons)
 Overall Record 203-93 (Nine seasons)

MEDIA RELATIONS

Basketball Contact Derrick Burson
 Office/Cell (217) 333-0933/(217) 766-7315
 Email burson@illinois.edu

OHIO STATE
 LINCOLN, NEB. | JAN. 18 | 6 P.M. | BTN

GENERAL INFO

Location Columbus, Ohio
 Founded 1870
 Enrollment 57,466
 Nickname Buckeyes
 Colors Scarlet and Gray
 President Kristina M. Johnson, PhD.
 Athletics Director Eugene Smith
 Conference Big Ten
 Arena Value City Arena (18,809)
 Website ohiostatebuckeyes.com
 MBB Twitter @OhioStateHoops

TEAM INFORMATION

2021-22 Record 20-12 (12-8, t-4th)
 Postseason Finish NCAA Second Round
 Starters R/L 1/5
 Lettermen R/L 4/11

HEAD COACH

Head Coach (Year) Chris Holtman (Taylor, 1994)
 Record at School 107-56 (Five seasons)
 Overall Record 221-141 (11 seasons)

MEDIA RELATIONS

Basketball Contact Gary Petit
 Office/Cell (614) 292-3270/(740) 516-4370
 Email petit.38@osu.edu

PENN STATE
 UNIVERSITY PARK, PA. | JAN. 21 | 1:15 P.M. | BTN
 LINCOLN, NEB. | FEB. 5 | 3:30 P.M. | BTN

GENERAL INFO

Location University Park, Pa.
 Founded 1855
 Enrollment 45,901
 Nickname Nittany Lions
 Colors Blue and White
 President Neeli Bendapudi
 Athletics Director Patrick Kraft
 Conference Big Ten
 Arena Bryce Jordan Center (15,261)
 Website GoPSUsports.com
 MBB Twitter @PennStateMBB

TEAM INFORMATION

2021-22 Record 14-17 (7-13, t-10th)
 Postseason Finish None
 Starters R/L 4/1
 Lettermen R/L 8/7

HEAD COACH

Head Coach (Year) Micah Shrewsberry (Hanover, 1999)
 Record at School 14-17 (One season)
 Overall Record 29-65 (Three seasons)

MEDIA RELATIONS

Basketball Contact Chelsea Vielhauer
 Office/Cell (814) 865-1757/(610) 937-4035
 Email cpv5026@psu.edu

NORTHWESTERN

LINCOLN, NEB. | JAN. 24 | 7:30 P.M. | BTN

GENERAL INFO

Location Evanston, Ill.
 Founded 1851
 Enrollment 8,327
 Nickname Wildcats
 Colors Purple and White
 President Michael H. Schill
 Athletics Director Dr. Derrick Gragg
 Conference Big Ten
 Arena Welsh-Ryan Arena (7,039)
 Website NUsports.com
 MBB Twitter @NUMensBball

TEAM INFORMATION

2021-22 Record 15-16 (7-13, t-10th)
 Postseason Finish None
 Starters R/L 4/1
 Lettermen R/L 9/5

HEAD COACH

Head Coach (Year) Chris Collins (Duke, 2000)
 Record at School 133-150 (Nine seasons)
 Overall Record Same

MEDIA RELATIONS

Basketball Contact Jacob Pavilack
 Office/Cell (304) 559-7959
 Email jacob.pavilack@northwestern.edu

MARYLAND

COLLEGE PARK, MD. | JAN. 28 | 3:30/5 P.M. | BTN
 LINCOLN, NEB. | FEB. 19 | 4 P.M. | FSI

GENERAL INFO

Location College Park, Md.
 Founded 1856
 Enrollment 37,248
 Nickname Terrapins, Terps
 Colors Red, White, Black and Gold
 President Dr. Darryll J. Pines
 Athletics Director Damon Evans
 Conference Big Ten
 Arena XFINITY Center (17,950)
 Website umterps.com
 MBB Twitter @TerrapinHoops

TEAM INFORMATION

2021-22 Record 15-17 (7-13, t-10th)
 Postseason Finish None
 Starters R/L 2/3
 Lettermen R/L 9/7

HEAD COACH

Head Coach (Year) Kevin Willard (Pittsburgh, 1997)
 Record at School 0-0 (First season)
 Overall Record 270-210 (15 seasons)

MEDIA RELATIONS

Basketball Contact John Sinnett
 Office/Cell 413-687-2237
 Email jsinnett@umd.edu

MICHIGAN

ANN ARBOR, MICH. | FEB. 8 | 5:30 P.M. | BTN

GENERAL INFO

Location Ann Arbor, Mich.
 Founded 1817
 Enrollment 50,278
 Nickname Wolverines
 Colors Maize & Blue
 President Santa J. Ono
 Athletics Director Warde Manuel
 Conference Big Ten
 Arena Crisler Center (12,707)
 Website mgoblue.com
 MBB Twitter @umichbball

TEAM INFORMATION

2021-22 Record 19-15 (11-9, t-7th)
 Postseason Finish NCAA Sweet 16
 Starters R/L 1/4
 Lettermen R/L 9/9

HEAD COACH

Head Coach (Year) Juwan Howard (Michigan, 1997)
 Record at School 61-32 (Three seasons)
 Overall Record Same

MEDIA RELATIONS

Basketball Contact Tom Wywrot
 Office/Cell (734) 763-4423/(734) 320-1148
 Email twywrot@umich.edu

WISCONSIN

LINCOLN, NEB. | FEB. 11 | 3 P.M. | BTN

GENERAL INFO

Location Madison, Wis.
 Founded 1848
 Enrollment 45,540
 Nickname Badgers
 Colors Cardinal and White
 Chancellor Jennifer Mnookin
 Athletics Director Chris McIntosh
 Conference Big Ten
 Arena Kohl Center (17,287)
 Website UWBadgers.com
 MBB Twitter @BadgerMBB

TEAM INFORMATION

2021-22 Record 25-8 (15-5, t-1st)
 Postseason Finish NCAA Second Round
 Starters R/L 3/2
 Lettermen R/L 10/6

HEAD COACH

Head Coach (Year) Greg Gard (UW-Platteville, 1995)
 Record at School 144-78 (Seven seasons)
 Overall Record Same

MEDIA RELATIONS

Basketball Contact Brandon Harrison
 Cell (608) 279-8653
 Email BAH@athletics.wisc.edu

RUTGERS

PISCATAWAY, N.J. | FEB. 14 | 7 P.M. | BTN

GENERAL INFO

Location Piscataway, N.J.
 Founded 1766
 Enrollment 69,000
 Nickname Scarlet Knights
 Color Scarlet
 President Jonathan Holloway
 Athletics Director Patrick Hobbs
 Conference Big Ten
 Arena Rutgers Athletic Center (8,000)
 Website scarletknights.com
 MBB Twitter @RutgersMBB

TEAM INFORMATION

2021-22 Record 18-14 (12-8, t-4th)
 Postseason Finish NCAA First Four
 Starters R/L 3/2
 Lettermen R/L 11/3

HEAD COACH

Head Coach Steve Pikiell (Connecticut, 1990)
 Record at School 98-92 (Six seasons)
 Overall Record 295-265 (18 seasons)

MEDIA RELATIONS

Basketball Contact Chris Corso
 Cell (631) 241-0112
 Email ccorso@scarletknights.com

BIG TEN TOURNAMENT SCHEDULE

CHICAGO, ILL. | UNITED CENTER

WEDNESDAY, MARCH 8

| Time (CT) | Matchup | Network |
|---------------|-------------------------------|---------|
| 5:30 p.m. | G-1: #13 Seed vs. No. 12 Seed | BTN |
| 25 min. after | G-2: #14 Seed vs. No. 11 Seed | BTN |

THURSDAY, MARCH 9

| Time (CT) | Matchup | Network |
|---------------|--------------------------------|---------|
| 11 a.m. | G-3: #9 Seed vs. No. 8 Seed | BTN |
| 25 min. after | G-4: G-1 Winner vs. No. 5 Seed | BTN |
| 5:30 p.m. | G-5: #10 Seed vs. No. 7 Seed | BTN |
| 25 min. after | G-6: G-2 vs. No. 6 Seed | BTN |

FRIDAY, MARCH 10

| Time (CT) | Matchup | Network |
|---------------|---------------------------------|---------|
| 11 a.m. | G-7: G-3 Winner vs. No. 1 Seed | BTN |
| 25 min. after | G-8: G-4 Winner vs. No. 4 Seed | BTN |
| 5:30 p.m. | G-9: G-5 Winner vs. No. 2 Seed | BTN |
| 25 min. after | G-10: G-6 Winner vs. No. 3 Seed | BTN |

SATURDAY, MARCH 11

| Time (CT) | Matchup | Network |
|---------------|----------------------------------|---------|
| Noon | G-11: G-7 Winner vs. G-8 Winner | CBS |
| 25 min. after | G-12: G-9 Winner vs. G-10 Winner | CBS |

SUNDAY, MARCH 12

| Time (CT) | Matchup | Network |
|-----------|-----------------------------------|---------|
| 2:30 p.m. | G-13: G-11 Winner vs. G-12 Winner | CBS |



Bo Spencer had 23 points as Nebraska overcame a 13-point second-half deficit in a 70-69 win over No. 11 Indiana on Jan. 18, 2012.

ILLINOIS (ILLINOIS LEADS 19-8)

- In Lincoln: Illinois leads, 6-5
 At Pinnacle Bank Arena: Nebraska leads, 4-3
- In Champaign: Illinois leads, 13-2
 At State Farm Center: Illinois leads, 9-1
- San Juan Shootout: Illinois leads, 1-0
- In Big Ten Conference games: Illinois leads, 12-6
- In Big Ten Tournament games: 0-0

HUSKER-ILLINI SUPERLATIVES

- Most consecutive wins (year ended): Nebraska 1 (1921, 1990, 2012, 2014, 2015, 2016, 2018, 2018); Illinois 7 (1921-76)
- Most points scored: Nebraska, 100, at San Juan, P.R., Nov. 24, 1990; Illinois 86, at Champaign, Ill., Feb. 25, 2021
- Highest combined score: 173, Nebraska, 100, Illinois, 73, at San Juan, P.R., Nov. 24, 1990
- Biggest winning margin: Nebraska, 27, at San Juan, P.R., Nov. 24, 1990; Illinois, 42, at Champaign, Ill., Dec. 12, 1942

| Date | Site | Rk. | Result | Neb. | Ill. |
|----------|------|------|--------|------|------|
| 1-1-21 | A | -/- | W | 30 | 25 |
| 1-3-21 | A | -/- | L | 24 | 26 |
| 12-12-42 | A | -/- | L | 27 | 69 |
| 12-29-44 | A | -/- | L | 39 | 71 |
| 12-20-45 | H | -/- | L | 51 | 62 |
| 12-28-46 | A | -/- | L | 37 | 72 |
| 11-28-75 | H | -/- | L | 58 | 60 |
| 12-11-76 | A | -/- | L | 63 | 67 |
| 11-24-90 | N | -/- | W | 100 | 73 |
| 1-7-12 | A | -/- | L | 54 | 59 |
| 2-18-12 | H | -/- | W | 80 | 57 |
| 1-22-13 | H | -/- | L | 51 | 71 |
| 3-2-13 | A | -/- | L | 65 | 72 |
| 2-12-14 | H | -/- | W | 67 | 58 |
| 2-26-14 | A | -/- | L | 49 | 60 |
| 1-11-15 | H | -/- | W | 53 | 43 |
| 3-4-15 | A | -/- | L | 57 | 69 |
| 1-16-16 | A | -/- | W | 78 | 67 |
| 2-26-17 | H | -/- | L | 57 | 73 |
| 1-15-18 | H | -/- | W | 64 | 63 |
| 2-18-18 | A | -/- | L | 66 | 72 |
| 12-2-18 | H | -/- | W | 75 | 60 |
| 2-2-19 | A | -/- | L | 64 | 71 |
| 2-24-20 | A | -/- | L | 59 | 71 |
| 2-12-21 | H | -/6 | L (OT) | 72 | 77 |
| 2-25-21 | A | -/5 | L | 70 | 86 |
| 1-11-22 | H | -/25 | L | 71 | 81 |

INDIANA (INDIANA LEADS 18-7)

- In Lincoln: Indiana leads, 8-4
 At Pinnacle Bank Arena: Indiana leads, 5-2
- In Bloomington: Indiana leads, 8-3
 At Assembly Hall: Indiana leads, 5-3
- In Indianapolis (Hoosier Classic): Indiana leads, 1-0
- In Big Ten Conference games: Indiana leads, 9-6
- In Big Ten Tournament games: Indiana leads, 1-0

HUSKER-HOOSIER SUPERLATIVES

- Most consecutive wins (year ended): Nebraska 3 (2016-19); Indiana 7 (1937-1982)
- Most points scored: Nebraska, 90, at Bloomington, Ind., Dec. 16, 2019; Indiana 97, at Bloomington, Ind., Dec. 21, 1974
- Highest combined score: 186, Indiana 96, Nebraska 90 (OT), at Bloomington, Ind., Dec. 13, 2019
- Biggest winning margin: Nebraska, 20, at Lincoln, Neb., Feb. 6, 1920; Indiana, 37, at Bloomington, Ind. Dec. 21, 1974

| Date | Site | Rk. | Result | Neb. | Ind. |
|----------|------|------|--------|------|------|
| 2-5-20 | H | -/- | L | 20 | 24 |
| 2-6-20 | H | -/- | W | 38 | 18 |
| 12-23-37 | A | -/- | L | 42 | 43 |
| 12-15-39 | H | -/- | L | 39 | 49 |
| 12-15-41 | A | -/- | L | 29 | 56 |
| 12-30-42 | H | -/- | L | 39 | 40 |
| 12-30-44 | A | -/- | L | 42 | 65 |
| 12-21-74 | A | /2 | L | 60 | 97 |
| 12-30-82 | N | -/1 | L | 50 | 67 |
| 1-18-12 | H | -/11 | W | 70 | 69 |
| 2-13-13 | A | -/1 | L | 47 | 76 |
| 1-30-14 | H | -/- | W | 60 | 55 |
| 3-5-14 | A | -/- | W | 70 | 60 |
| 12-31-14 | H | -/- | L | 65 | 70 |
| 1-2-16 | H | -/- | L | 69 | 79 |
| 2-17-16 | A | -/22 | L | 64 | 80 |
| 12-28-16 | A | -/16 | W | 87 | 83 |
| 2-20-18 | H | -/- | W | 66 | 57 |
| 1-14-19 | A | -/24 | W | 66 | 51 |
| 12-13-19 | A | -/- | L (OT) | 90 | 96 |
| 1-18-20 | H | -/- | L | 74 | 82 |
| 3-11-20 | N | -/- | L | 64 | 89 |
| 1-10-21 | H | -/- | L | 76 | 84 |
| 12-4-21 | A | -/- | L | 55 | 68 |
| 1-17-22 | H | -/- | L | 71 | 78 |

IOWA (IOWA LEADS 22-13)

- In Lincoln: Nebraska leads, 11-6
 At Pinnacle Bank Arena: Nebraska leads, 4-2
- In Iowa City: Iowa leads, 17-2
 At Carver-Hawkeye Arena: Iowa leads, 7-1
- In Big Ten Conference games: Iowa leads, 11-6
- In Big Ten Tournament games: 0-0

HUSKER-HAWKEYE SUPERLATIVES

- Most consecutive wins (year ended): Nebraska 2 (1941-42, 1956-70); Iowa 5 (2013-16)
- Most points scored: Nebraska, 98, at Lincoln, Neb., Jan. 27, 2018; Iowa, 102, at Iowa City, Iowa, March 4, 2021.
- Highest combined score: 184, Nebraska, 93, Iowa, 91 (OT), at Lincoln, Neb., March 10, 2019
- Biggest winning margin: Nebraska, 24, at Lincoln, Neb., Dec. 3, 1956; Iowa, 38, at Iowa City, March 5, 2021

| Date | Site | Rk. | Result | Neb. | Iowa |
|-----------|------|------|--------|------|------|
| 1-28-1907 | H | -/- | W | 25 | 17 |
| 2-22-1907 | A | -/- | L | 29 | 32 |
| 3-6-1908 | A | -/- | L | 26 | 39 |
| 1-25-30 | H | -/- | W | 41 | 26 |
| 12-19-31 | A | -/- | L | 29 | 34 |
| 12-20-34 | H | -/- | L | 24 | 31 |
| 12-30-41 | A | -/- | W | 41 | 34 |
| 12-19-42 | H | -/- | W | 52 | 43 |
| 12-10-43 | A | -/- | L | 33 | 50 |
| 12-16-44 | H | -/- | L | 45 | 61 |
| 12-17-45 | A | -/- | L | 35 | 61 |
| 12-12-53 | H | -/- | W | 81 | 70 |
| 12-6-54 | A | -/4 | L | 61 | 84 |
| 12-3-55 | A | -/- | L | 51 | 60 |
| 12-3-56 | H | -/- | W | 67 | 43 |
| 12-5-70 | H | -/- | W | 73 | 71 |
| 12-21-71 | A | -/- | L | 77 | 86 |
| 12-2-75 | A | -/- | L | 65 | 72 |
| 11-27-76 | H | -/- | L | 57 | 71 |
| 1-26-12 | A | -/- | W | 79 | 73 |
| 2-29-12 | H | -/- | L | 53 | 62 |
| 2-23-13 | H | -/- | W | 64 | 60 |
| 3-9-13 | A | -/- | L | 60 | 74 |
| 12-31-13 | A | -/22 | L | 57 | 67 |
| 1-5-15 | A | -/- | L | 59 | 70 |
| 2-22-15 | H | -/- | L | 46 | 74 |

OPPONENTS



Dylan Talley's 3-pointer in the final minute helped Nebraska rally back from a 20-point deficit to defeat Iowa, 64-60 on Feb. 23, 2013.



Tai Webster scored 18 points, including the final seven points in a 14-0 game-ending run, as Nebraska picked up its first-ever win at Maryland, 67-65, on Jan. 1, 2017.

| | | | | | | | | | | | |
|---------|---|-------|---------|----|-----|---|---|-----|---|----|----|
| 1-5-16 | A | -/19 | L | 66 | 77 | 2-17-21 | A | -/- | L | 71 | 79 |
| 1-5-17 | H | -/- | W (2OT) | 93 | 90 | 2-18-22 | H | -/- | L | 74 | 90 |
| 2-5-17 | A | -/- | L | 70 | 81 | MICHIGAN (MICHIGAN LEADS 21-3) | | | | | |
| 1-27-18 | H | -/- | W | 98 | 84 | • In Lincoln: Michigan leads, 7-3 | | | | | |
| 1-6-19 | A | 24/25 | L | 84 | 93 | At Pinnacle Bank Arena: Michigan leads, 6-1 | | | | | |
| 3-9-19 | H | -/- | W (OT) | 93 | 91 | • In Ann Arbor: Michigan leads, 11-0 | | | | | |
| 1-7-20 | H | -/- | W | 76 | 70 | At Crisler Center: Michigan leads, 8-0 | | | | | |
| 2-8-20 | A | -/17 | L | 72 | 96 | • In Honolulu, Hawaii: Michigan leads, 1-0 | | | | | |
| 3-4-21 | A | -/5 | L | 64 | 102 | • In Kansas City: Michigan leads, 1-0 | | | | | |
| 2-25-22 | H | -/25 | L | 78 | 88 | • In Big Ten Conference games: Michigan leads, 13-1 | | | | | |
| | | | | | | • In Big Ten Tournament games: Michigan leads, 1-0 | | | | | |
| | | | | | | Note: Michigan vacated win against NU in 1992 | | | | | |

MARYLAND (MARYLAND LEADS, 10-3)

- In Lincoln: Maryland leads, 4-1
At Pinnacle Bank Arena: Maryland leads, 4-1
- In College Park: Maryland leads, 5-1
At XFINITY Center: Maryland leads, 5-1
- In Big Ten Conference games: Maryland leads, 9-2
- In Big Ten Tournament games: 1-1

HUSKER-TERRAPIN SUPERLATIVES

- Most consecutive wins (year ended): Nebraska 2 (2017-2018); Maryland 4 (2015-16; 2020-22)
- Most points scored: Nebraska, 86, at Indianapolis, Ind., March 11, 2016; Maryland 97, at Indianapolis, Ind., March 11, 2016
- Highest combined score: 183, Maryland 97, Nebraska, 86, at Indianapolis, Ind., March 11, 2016
- Biggest winning margin: Nebraska, 8, at Chicago, Ill., March 14, 2019; Maryland, 16, at Lincoln, Neb., Feb. 18, 2022

| Date | Site | Rk. | Result | Neb. | Md. |
|---------|------|------|--------|------|-----|
| 2-19-15 | A | -/15 | L | 65 | 69 |
| 3-8-15 | H | -/10 | L | 61 | 64 |
| 2-3-16 | H | -/4 | L | 65 | 70 |
| 3-11-16 | N | -/18 | L | 86 | 97 |
| 1-1-17 | A | -/- | W | 67 | 65 |
| 2-13-18 | H | -/- | W | 70 | 66 |
| 1-2-19 | A | 24/- | L | 72 | 74 |
| 2-6-19 | H | -/24 | L | 45 | 60 |
| 3-14-19 | N | -/21 | W | 69 | 61 |
| 2-11-20 | A | -/9 | L | 70 | 72 |
| 2-16-21 | A | -/- | L | 50 | 64 |

| | | | | | |
|-----------------|---|------|---|----|-----|
| 3-2-18 | N | -/15 | L | 58 | 77 |
| 2-28-19 | A | -/9 | L | 53 | 82 |
| 1-28-20 | H | -/- | L | 68 | 79 |
| 3-5-20 | A | -/19 | L | 58 | 82 |
| 12-25-20 | H | -/19 | L | 69 | 80 |
| 12-7-21 | H | -/- | L | 67 | 102 |
| 2-1-22 | A | -/- | W | 79 | 85 |
| I-later vacated | | | | | |

MICHIGAN STATE (MSU LEADS 21-9)

- In Lincoln: Michigan State leads, 8-6
At Pinnacle Bank Arena: Michigan State leads, 4-1
- In East Lansing: Michigan State leads, 11-3
At Breslin Center: Michigan State leads 9-3
- In Kansas City: Michigan State leads 1-0
- In Atlanta: Michigan State Leads 1-0
- In Big Ten Conference games: Michigan State leads, 13-3
- In Big Ten Tournament games: 0-0

HUSKER-SPARTAN SUPERLATIVES

- Most consecutive wins (year ended): Nebraska 3 (2014-16); Michigan State 9 (2017-present)
- Most points scored: Nebraska, 96, at Lincoln, Neb., Dec. 10, 1994; Michigan State, 101, at East Lansing, Mich., Dec. 4, 1991
- Highest combined score: 187, Michigan State, 91, Nebraska, 96, at Lincoln, Neb., Dec. 10, 1994
- Biggest winning margin: Nebraska, 19, at Lincoln, Neb., Feb. 14, 1920; Michigan State, 29, at East Lansing, Mich., Dec. 3, 2017

| Date | Site | Rk. | Result | Neb. | MSU |
|----------|------|------|---------|------|-----|
| 2-13-20 | H | -/- | W | 43 | 26 |
| 2-14-20 | H | -/- | W | 39 | 20 |
| 12-27-56 | N | -/- | L | 65 | 79 |
| 12-20-58 | A | -/11 | L | 55 | 80 |
| 12-17-59 | H | -/- | L (2OT) | 80 | 82 |
| 12-20-67 | A | -/- | L | 70 | 74 |
| 12-16-68 | H | -/- | W | 73 | 59 |
| 12-29-83 | N | -/- | L | 45 | 58 |
| 11-30-88 | H | -/- | L | 75 | 77 |
| 11-29-89 | A | -/- | L | 69 | 80 |
| 11-28-90 | H | -/5 | W | 71 | 69 |
| 12-4-91 | A | -/22 | L | 78 | 101 |
| 12-18-93 | A | -/6 | W | 85 | 81 |
| 12-10-94 | H | -/15 | W (OT) | 96 | 91 |
| 12-31-11 | H | -/16 | L | 55 | 68 |
| 2-25-12 | A | -/6 | L | 34 | 62 |
| 1-13-13 | A | -/22 | L | 56 | 66 |
| 2-16-13 | H | -/8 | L | 64 | 73 |
| 2-16-14 | A | -/9 | W | 60 | 51 |
| 1-24-15 | H | -/- | W | 79 | 77 |
| 1-20-16 | A | -/9 | W | 72 | 71 |
| 2-2-17 | H | -/- | L | 61 | 72 |
| 2-23-17 | A | -/- | L | 72 | 88 |
| 12-3-17 | A | -/3 | L | 57 | 86 |
| 1-17-19 | H | -/6 | L | 64 | 70 |
| 3-5-19 | A | -/9 | L | 76 | 91 |
| 2-20-20 | H | -/- | L | 65 | 86 |
| 1-2-21 | H | -/- | L | 77 | 84 |
| 2-6-21 | A | -/- | L | 56 | 66 |
| 1-5-22 | A | -/10 | L | 67 | 79 |

MINNESOTA (MINN. LEADS 57-24)

- In Lincoln: Nebraska leads, 16-11
At Pinnacle Bank Arena: Nebraska leads, 7-0
- In Minneapolis: Minnesota leads 42-9
At Williams Arena: Minnesota leads 23-5
- In Hilo, Hawaii: Nebraska leads 1-0
- In Big Ten Conference games: Tied, 7-7
- In Big Ten Tournament games: 0-0

Note: Minnesota vacated wins vs. NU in 1995, 1996 & 1998

HUSKER-GOPHER SUPERLATIVES

- Most consecutive wins (year ended): Nebraska 3 (1934-36; 2013-15); Minnesota 17 (1937-58)
- Most points scored: Nebraska, 96, at Hilo, Hawaii, Nov. 26, 1995; Minnesota, 107, at Minneapolis, Minn., March 8, 2020
- Highest combined score: 182, Minnesota 107, Nebraska 75, at Minneapolis, Minn., March 8, 2020
- Biggest winning margin: Nebraska, 29, at Lincoln, Neb., Dec. 8, 2002; Minnesota, 42, at Minneapolis, Minn., Feb. 15, 1902

| Date | Site | Rk. | Result | Neb. | Minn. |
|-----------|------|-----|--------|------|-------|
| 2-15-02 | A | -/- | L | 9 | 52 |
| 3-7-03 | A | -/- | L | 14 | 41 |
| 2-18-04 | A | -/- | L | 21 | 42 |
| 1-20-05 | A | -/- | W | 22 | 21 |
| 1-21-05 | A | -/- | W | 28 | 25 |
| 3-24-06 | A | -/- | L | 16 | 25 |
| 2-15-07 | A | -/- | L | 19 | 20 |
| 2-16-07 | A | -/- | L | 18 | 20 |
| 2-28-08 | A | -/- | L | 12 | 43 |
| 2-29-08 | A | -/- | L | 10 | 32 |
| 2-5-09 | A | -/- | L | 17 | 24 |
| 2-6-09 | A | -/- | L | 21 | 39 |
| 2-19-09 | H | -/- | L | 26 | 28 |
| 2-20-09 | H | -/- | L | 20 | 29 |
| 2-18-10 | A | -/- | L | 14 | 33 |
| 2-19-10 | A | -/- | L | 9 | 27 |
| 1-27-11 | A | -/- | L | 10 | 25 |
| 1-28-11 | A | -/- | L | 15 | 40 |
| 1-26-12 | A | -/- | L | 15 | 40 |
| 1-25-13 | A | -/- | L | 11 | 20 |
| 2-6-14 | A | -/- | W | 21 | 16 |
| 2-7-14 | A | -/- | W | 14 | 9 |
| 1-8-15 | A | -/- | L | 18 | 22 |
| 1-9-15 | A | -/- | L | 9 | 23 |
| 12-29-31 | A | -/- | L | 24 | 32 |
| 12-23-32 | A | -/- | L | 25 | 27 |
| 1-2-33 | H | -/- | L | 22 | 32 |
| 1-1-34 | A | -/- | L | 16 | 32 |
| 12-29-34 | H | -/- | W | 26 | 24 |
| 12-20-35 | A | -/- | W | 41 | 24 |
| 12-21-36 | H | -/- | W | 29 | 24 |
| 12-20-37 | A | -/- | L | 28 | 33 |
| 12-21-38 | H | -/- | L | 37 | 66 |
| 12-23-39 | A | -/- | L | 37 | 61 |
| 12-21-40 | H | -/- | L | 36 | 43 |
| 12-27-41 | A | -/- | L | 32 | 56 |
| 12-13-43 | A | -/- | L | 21 | 40 |
| 1-22-44 | H | -/- | L | 32 | 45 |
| 12-22-44 | H | -/- | L | 54 | 55 |
| 12-8-45 | A | -/- | L | 30 | 55 |
| 12-23-46 | H | -/- | L | 58 | 66 |
| 12-13-47 | A | -/- | L | 59 | 63 |
| 12-6-48 | H | -/- | L | 52 | 61 |
| 12-2-50 | A | -/- | L | 41 | 55 |
| 12-8-51 | H | -/- | L | 55 | 63 |
| 12-13-52 | A | -/- | L | 62 | 71 |
| 12-5-53 | A | -/- | L | 64 | 75 |
| 12-13-58 | A | -/- | L | 57 | 78 |
| 12-7-59 | H | -/- | W | 76 | 66 |
| 12-8-76 | H | -/- | L | 58 | 66 |
| 12-19-77 | A | -/- | W | 63 | 49 |
| 11-28-78 | H | -/- | W | 58 | 48 |
| 12-15-79 | A | -/- | L | 58 | 75 |
| 11-26-95^ | N | -/- | W | 96 | 85 |
| 12-9-95^ | A | -/- | L | 80 | 91 |
| 12-21-96^ | H | -16 | L | 56 | 70 |

| | | | | | |
|-----------|---|------|-------|----|-----|
| 12-13-97^ | A | -/- | W | 70 | 66 |
| 12-19-98^ | H | -/18 | L | 51 | 55 |
| 12-31-99 | H | -/- | W | 90 | 78 |
| 12-28-00 | A | -/- | L(OT) | 70 | 74 |
| 12-22-01 | A | -/- | L | 72 | 81 |
| 12-8-02 | H | -/20 | W | 80 | 60 |
| 12-29-03 | A | -/- | W | 77 | 60 |
| 12-8-04 | H | -/- | L | 48 | 57 |
| 2-5-12 | H | -/- | L | 61 | 69 |
| 3-3-12 | A | -/- | L | 69 | 81 |
| 1-29-13 | A | -/23 | L | 65 | 84 |
| 3-6-13 | H | -/- | W | 53 | 51 |
| 1-26-14 | H | -/- | W | 82 | 78 |
| 1-20-15 | H | -/- | W | 52 | 49 |
| 1-31-15 | A | -/- | L | 42 | 60 |
| 1-12-16 | H | -/- | W | 84 | 59 |
| 3-2-17 | A | -/- | L | 73 | 88 |
| 12-5-17 | H | -/14 | W | 78 | 68 |
| 2-5-18 | A | -/- | W | 91 | 85 |
| 12-5-18 | A | 24/- | L | 78 | 85 |
| 2-13-19 | H | -/- | W | 62 | 61 |
| 3-8-20 | A | -/- | L | 75 | 107 |
| 2-8-21 | A | -/- | L | 61 | 79 |
| 2-27-21 | H | -/- | W | 78 | 74 |
| 2-9-22 | H | -/- | W | 78 | 65 |

^later vacated

NORTHWESTERN (NW LEADS 12-9)

- In Lincoln: Nebraska leads 5-4
 At Pinnacle Bank Arena: Northwestern leads, 4-3
- In Evanston: Northwestern leads, 7-3
 At Welsh-Ryan Arena: Northwestern leads, 6-2
- Rosemont, Ill.: Nebraska leads, 1-0
- St. Charles, Mo.: Nebraska leads 1-0
- In Big Ten Conference games: Northwestern leads, 9-6
- In Big Ten Tournament games: Northwestern leads, 1-0

HUSKER-WILDCAT SUPERLATIVES

- Most consecutive wins (year ended): Nebraska 4 (2013-15); Northwestern 5 (2020-present)
- Most points scored: Nebraska, 79, at Lincoln, Neb., Nov. 29, 1975; Northwestern, 87, at Lincoln, Neb., Feb. 5, 2021
- Highest combined score: 158, Northwestern, 84, Nebraska, 74, at Evanston, Ill., Feb. 2, 2012
- Biggest winning margin: Nebraska, 16, at Lincoln, Neb., Feb. 3, 2015; Northwestern, 24, at Lincoln, Neb., Feb. 5, 2021



Walter Pitchford and the Huskers celebrate after toppling No. 18 Ohio State, 68-62 on Jan. 20, 2014, at Pinnacle Bank Arena.

| Date | Site | Rk. | Result | Neb. | NW |
|----------|------|-----|--------|------|----|
| 12-21-33 | A | -/- | L | 22 | 35 |
| 11-29-75 | H | -/- | W | 79 | 68 |
| 12-20-76 | A | -/- | W | 71 | 68 |
| 11-27-99 | N | -/- | W | 61 | 52 |
| 2-2-12 | A | -/- | L | 74 | 84 |
| 1-26-13 | H | -/- | W | 64 | 49 |
| 2-8-14 | A | -/- | W | 53 | 49 |
| 3-1-14 | H | -/- | W | 54 | 47 |
| 2-3-15 | H | -/- | W | 76 | 60 |
| 12-30-15 | H | -/- | L | 72 | 81 |
| 3-6-16 | A | -/- | L | 54 | 65 |
| 1-18-17 | H | -/- | L | 66 | 74 |
| 1-26-17 | A | -/- | L | 61 | 73 |
| 1-2-18 # | A | -/- | W | 70 | 55 |
| 2-16-19 | H | -/- | W | 59 | 50 |
| 1-22-20 | A | -/- | L | 57 | 62 |
| 3-1-20 | H | -/- | L(OT) | 76 | 81 |
| 3-7-21 | A | -/- | L | 78 | 79 |
| 2-5-22 | H | -/- | L | 63 | 87 |
| 2-22-22 | A | -/- | L | 65 | 77 |
| 3-9-22 | N | -/- | L | 69 | 71 |

#Played in Rosemont, Ill.

OHIO STATE (OSU LEADS 18-5)

- In Lincoln: Ohio State leads, 7-2
 At Pinnacle Bank Arena: Ohio State leads, 4-1
- In Columbus: Ohio State leads 10-2
 At Value City Arena: Ohio State leads, 7-2
- El Paso, Texas: Nebraska leads 1-0
- In Big Ten Conference games: Ohio State leads, 12-3
- In Big Ten Tournament games: Ohio State leads, 2-0

HUSKER-BUCKEYE SUPERLATIVES

- Most consecutive wins (year ended): Nebraska 1 (1936, 1985, 2014, 2017, 2022); Ohio State 9 (1987-2014)
- Most points scored: Nebraska, 79, at Lincoln, Neb., Jan. 2, 2022; Ohio State, 103, at Columbus, Ohio, Dec. 14, 1988
- Highest combined score: 170, Ohio State, 103, Nebraska, 76, at Columbus, Ohio, Dec. 14, 1988
- Biggest winning margin: Nebraska, 9, at Lincoln, Neb., Dec. 12, 1936; Ohio State, 36, at Columbus, Ohio., Dec. 30, 2019

| Date | Site | Rk. | Result | Neb. | OSU |
|----------|------|------|--------|------|-----|
| 12-22-36 | H | -/- | W | 32 | 23 |
| 12-11-37 | A | -/- | L | 31 | 42 |
| 12-30-85 | N | -/- | W | 69 | 66 |
| 12-5-87 | H | -/- | L | 63 | 72 |
| 12-14-88 | A | -/14 | L | 76 | 103 |
| 3-20-89 | A | -/- | L | 74 | 85 |
| 1-3-12 | A | -/8 | L | 40 | 71 |
| 1-21-12 | H | -/6 | L | 45 | 79 |
| 1-2-13 | A | -/8 | L | 44 | 70 |
| 2-2-13 | H | -/11 | L | 56 | 63 |
| 3-15-13 | N | -/10 | L | 50 | 71 |
| 1-4-14 | A | -/3 | L | 53 | 84 |
| 1-20-14 | H | -/18 | W | 68 | 62 |
| 3-14-14 | N | -/23 | L | 67 | 71 |
| 2-26-15 | A | -/- | L | 57 | 81 |
| 2-20-16 | H | -/- | L(OT) | 62 | 65 |
| 1-18-17 | H | -/- | L | 66 | 67 |
| 2-18-17 | A | -/- | W | 58 | 57 |
| 1-22-18 | A | -/13 | L | 59 | 64 |
| 1-26-19 | H | -/- | L | 60 | 70 |
| 1-14-20 | A | -/21 | L | 66 | 80 |
| 2-27-20 | H | -/23 | L | 54 | 75 |
| 12-30-20 | A | -/25 | L | 54 | 90 |
| 2-2-22 | H | -/13 | L(OT) | 79 | 87 |
| 3-1-22 | A | -/23 | W | 78 | 70 |

N 2022-23 NEBRASKA BASKETBALL SERIES VS. BIG TEN SCHOOLS

PENN STATE (PSU LEADS 13-11)

- In Lincoln: Nebraska leads, 8-3
At Pinnacle Bank Arena: Nebraska leads, 5-2
- In State College: Penn State leads 7-3
Bryce Jordan Center: Penn State leads, 6-3
- In Big Ten Conference games: Nebraska leads, 10-8
- In Big Ten Tournament games: Penn State leads, 3-0

HUSKER-NITTANY LION SUPERLATIVES

- Most consecutive wins (year ended): Nebraska 2 (2013); Penn State 2 (1981-1995; 2015; 2019-20; 2021)
- Most points scored: Nebraska, 93, at University Park, Pa., Feb. 27, 2022; Penn State, 95, at University Park, Pa., Feb. 19, 2019
- Highest combined score: 169, Penn State 86, Nebraska 83, at Lincoln, Neb., Feb. 12, 2021.
- Biggest winning margin: Nebraska, 25, at Lincoln, Neb., Dec. 9, 1980; Penn State, 24, at University Park, Pa., Feb. 19, 2019

| Date | Site | Rk. | Result | Neb. | PSU |
|----------|------|------|--------|------|-----|
| 12-9-80 | H | -/- | W | 75 | 50 |
| 12-21-81 | A | -/- | L | 58 | 60 |
| 3-21-95 | H | -/- | L | 59 | 65 |
| 1-11-12 | H | -/- | W | 70 | 58 |
| 2-11-12 | A | -/- | L | 51 | 67 |
| 1-19-13 | A | -/- | W | 68 | 64 |
| 2-9-13 | H | -/- | W | 67 | 53 |
| 1-23-14 | A | -/- | L | 54 | 58 |
| 2-20-14 | H | -/- | W | 80 | 67 |
| 2-7-15 | A | -/- | L | 43 | 56 |
| 3-11-15 | N | -/- | L | 65 | 68 |
| 2-13-16 | H | -/- | W | 70 | 54 |
| 2-25-16 | A | -/- | L | 55 | 56 |
| 2-14-17 | H | -/- | W | 82 | 66 |
| 3-8-17 | N | -/- | L(OT) | 67 | 76 |
| 1-12-18 | A | -/- | L(OT) | 74 | 76 |
| 2-25-18 | H | -/- | W | 76 | 64 |
| 1-10-19 | H | -/- | W | 70 | 64 |
| 2-19-19 | A | -/- | L | 71 | 95 |
| 2-1-20 | H | -/24 | L | 64 | 76 |
| 2-14-21 | A | -/- | W | 62 | 61 |
| 2-23-21 | H | -/- | L | 83 | 86 |
| 3-10-21 | N | -/- | L | 66 | 72 |
| 2-27-21 | A | -/- | W | 93 | 70 |

PURDUE (PUR LEADS 18-6)

- In Lincoln: Purdue leads 7-5
At Pinnacle Bank Arena: Tied, 3-3
- In West Lafayette: Purdue leads 10-0



Head Coach Fred Hoiberg congratulates Cam Mack following Mack's triple-double (11 points, 12 assists, 10 rebounds) against Purdue on Dec. 15, 2019.

Mackey Arena: Purdue leads 8-0

- In Big Ten Conference games: Purdue leads, 11-3
- In Big Ten Tournament games: Tied, 1-1

HUSKER-BOILERMAKER SUPERLATIVES

- Most consecutive wins (year ended): Nebraska 1 (1956, 1964, 2013, 2014, 2017, 2019); Purdue 5 (1978-2013)
- Most points scored: Nebraska, 96, at Lincoln, Neb., Dec. 5, 1964; Purdue, 89, at West Lafayette, Jan. 30, 2016
- Highest combined score: 181, Nebraska, 96, Purdue, 85, at Lincoln, Neb., Dec. 5, 1964
- Biggest winning margin: Nebraska, 19, at Lincoln, Neb., Feb. 23, 2014; Purdue, 27, at West Lafayette, Ind., Jan. 14, 2022

| Date | Site | Rk. | Result | Neb. | Pur. |
|----------|------|------|--------|------|------|
| 12-8-47 | H | -/- | L | 56 | 60 |
| 12-17-48 | A | -/- | L | 47 | 64 |
| 12-17-56 | H | -/- | W | 65 | 62 |
| 12-14-57 | H | -/- | L | 61 | 70 |
| 12-7-63 | A | -/- | L | 75 | 81 |
| 12-5-64 | H | -/- | W | 96 | 85 |
| 12-2-78 | H | -/- | L | 47 | 58 |
| 12-11-79 | A | -/9 | L | 56 | 78 |
| 2-22-12 | A | -/- | L | 65 | 83 |
| 3-8-12 | N | -/- | L | 61 | 79 |
| 1-16-13 | H | -/- | L | 56 | 65 |
| 3-15-13 | N | -/- | W | 57 | 55 |
| 1-12-14 | A | -/- | L | 64 | 70 |
| 2-23-14 | H | -/- | W | 76 | 57 |
| 2-15-15 | A | -/- | L | 54 | 66 |
| 1-30-16 | A | -/21 | L | 74 | 89 |
| 3-1-16 | H | -/15 | L | 62 | 81 |
| 1-29-17 | H | -/20 | W | 83 | 80 |
| 1-6-18 | A | -/13 | L | 62 | 74 |
| 2-9-19 | A | -/15 | L | 62 | 81 |
| 2-23-19 | H | -/15 | L | 72 | 75 |
| 12-15-19 | H | -/- | W | 70 | 56 |
| 2-21-19 | H | -/- | L | 58 | 75 |
| 1-14-22 | A | -/7 | L | 65 | 92 |

RUTGERS (NEB. LEADS 9-8)

- In Lincoln: Nebraska leads, 5-2
At Pinnacle Bank Arena: Nebraska leads, 4-2
- In Piscataway: Rutgers leads, 5-2
Jersey Mike's Arena: Rutgers leads, 4-2
- St. Charles, Mo.: Rutgers leads, 1-0
- In Big Ten Conference games: Tied, 6-6
- In Big Ten Tournament games: Nebraska leads, 2-0

HUSKER-SCARLET KNIGHT SUPERLATIVES

- Most consecutive wins (year ended): Nebraska 5 (2007-2016); Rutgers 2 (1999-2006; 2020; 2022)
- Most points scored: Nebraska, 90, at Piscataway, N.J., Jan. 9, 2016; Rutgers, 93, at Piscataway, N.J., Jan. 8, 2022
- Highest combined score: 161, Nebraska 89, Rutgers 72; at Indianapolis, Ind., March 9, 2016
- Biggest winning margin: Nebraska, 34, Piscataway, N.J., Jan. 10, 2016; Rutgers, 28, at Piscataway, N.J., Jan. 8, 2022

| Date | Site | Rk. | Result | Neb. | RU |
|----------|------|-----|--------|------|----|
| 11-28-99 | N | -/- | L | 62 | 81 |
| 12-2-06 | A | -/- | L | 73 | 75 |
| 12-9-07 | H | -/- | W | 63 | 51 |
| 1-8-15 | H | -/- | W | 65 | 49 |
| 1-9-16 | A | -/- | W | 90 | 56 |
| 2-6-16 | H | -/- | W | 87 | 64 |
| 3-9-16 | N | -/- | W | 89 | 72 |
| 1-21-17 | A | -/- | L | 64 | 65 |
| 1-24-18 | A | -/- | W | 60 | 54 |

| | | | | | |
|---------|---|------|---|----|----|
| 2-10-18 | H | -/- | W | 67 | 55 |
| 1-21-19 | A | -/- | L | 69 | 76 |
| 3-13-19 | N | -/- | W | 68 | 61 |
| 1-3-20 | H | -/- | L | 62 | 79 |
| 1-25-20 | A | -/24 | L | 72 | 75 |
| 3-1-21 | H | -/- | W | 72 | 51 |
| 1-8-22 | A | -/- | L | 65 | 93 |
| 1-29-22 | H | -/- | L | 61 | 63 |

WISCONSIN (WIS. LEADS 21-15)

- In Lincoln: Wisconsin leads, 9-7
At Pinnacle Bank Arena: Wisconsin leads, 6-2
- In Madison: Wisconsin leads, 10-6
Kohl Center: Wisconsin leads, 6-2
- In Honolulu, Hawaii: Nebraska leads 1-0
- In Fairbanks, Alaska: Wisconsin leads 1-0
- In Big Ten Conference games: Wisconsin leads, 14-4
- In Big Ten Tournament games: Tied, 1-1

HUSKER-BADGER SUPERLATIVES

- Most consecutive wins (year ended): Nebraska 8 (1956-91); Wisconsin 7 (2019-22)
- Most points scored: Nebraska, 101, at Madison, Wis., Dec. 1, 1965; Wisconsin, 88, at Madison, Wis., Dec. 1, 1965
- Highest combined score: 189, Nebraska, 101, Wisconsin 88, at Madison, Wis., Dec. 1, 1965
- Biggest winning margin: Nebraska, 21, at Lincoln, Neb., Dec. 11, 1991; Wisconsin, 39, at Madison, Wis., March 3, 1908

| Date | Site | Rk. | Result | Neb. | Wis. |
|----------|------|------|--------|------|------|
| 3-5-04 | H | -/- | W | 25 | 22 |
| 2-21-07 | A | -/- | L | 31 | 35 |
| 3-3-08 | A | -/- | L | 4 | 43 |
| 1-4-22 | A | -/- | L | 14 | 27 |
| 12-30-39 | A | -/- | W | 53 | 43 |
| 1-4-41 | H | -/- | L | 31 | 46 |
| 12-19-55 | A | -/- | L | 52 | 71 |
| 12-10-56 | H | -/- | W | 53 | 51 |
| 12-1-65 | A | -/- | W | 101 | 88 |
| 11-30-68 | H | -/- | W | 68 | 55 |
| 12-27-79 | N | -/- | W(OT) | 83 | 82 |
| 12-5-83 | A | -/- | W(2OT) | 71 | 69 |
| 12-12-84 | H | -/- | W | 53 | 51 |
| 12-11-90 | A | -/- | W | 75 | 63 |
| 12-11-91 | H | -/- | W | 86 | 67 |
| 11-22-98 | N | -/- | L | 41 | 78 |
| 12-27-11 | H | -/11 | L | 40 | 64 |
| 1-15-12 | A | -/- | L | 45 | 50 |
| 1-6-13 | H | -/- | L | 41 | 47 |
| 2-26-13 | A | -/17 | L | 46 | 77 |
| 3-9-14 | H | -/9 | W | 77 | 68 |
| 1-15-15 | A | -/7 | L | 55 | 70 |
| 2-10-15 | H | -/5 | L | 55 | 65 |
| 2-10-16 | A | -/- | L | 61 | 72 |
| 3-10-16 | N | -/- | W | 70 | 58 |
| 2-9-17 | H | -/7 | L(OT) | 69 | 70 |
| 1-9-18 | H | -/- | W | 63 | 59 |
| 1-29-18 | A | -/- | W | 74 | 63 |
| 1-29-19 | H | -/24 | L | 51 | 62 |
| 3-15-19 | N | -/19 | L | 62 | 66 |
| 1-21-20 | A | -/- | L | 68 | 82 |
| 2-15-20 | H | -/- | L | 64 | 81 |
| 12-22-20 | A | -/9 | L | 53 | 67 |
| 2-12-21 | H | -/21 | L | 48 | 61 |
| 1-27-22 | H | -/11 | L | 65 | 73 |
| 3-6-22 | A | -/10 | W | 74 | 73 |

SERIES RESULTS VS. NON-CONFERENCE OPPONENTS



Ade Dagunduro was a third-team All-Big 12 pick in 2009 and was on the Big 12 All-Defensive team that season.



Brandon Ubel and Lance Jeter celebrate Nebraska's win over Iowa State during the 2010-11 season.



Nate Johnson earned honorable-mention All-Big 12 honors in both 2003 and 2004.

ABILENE CHRISTIAN (NU LEADS 1-0)

| | | | |
|---------|---|---|-------|
| 12-5-15 | H | W | 73-63 |
|---------|---|---|-------|

AIR FORCE (NU LEADS 4-1)

| | | | |
|----------|---|---|---------|
| 12-5-59 | H | W | 68-54 |
| 12-9-61 | A | L | 49-58 |
| 12-8-62 | H | W | 43-39 |
| 12-9-72 | N | W | 57-53 |
| 12-28-81 | N | W | 63-47 |
| Totals | | | 280-251 |

ALABAMA (NU TRAILS 0-2)

| | | | |
|----------|---|---|---------|
| 12-20-54 | A | L | 76-88 |
| 12-29-85 | N | L | 61-78 |
| Totals | | | 137-166 |

ALABAMA A&M (NU LEADS 3-0)

| | | | |
|----------|---|---|---------|
| 12-21-05 | H | W | 67-60 |
| 12-17-06 | H | W | 82-55 |
| 11-17-07 | H | W | 59-45 |
| Totals | | | 208-160 |

ALABAMA STATE (NU LEADS 1-0)

| | | | |
|---------|---|---|-------|
| 12-3-08 | H | W | 80-51 |
|---------|---|---|-------|

ALASKA-FAIRBANKS (SERIES TIED 1-1)

| | | | |
|----------|---|---|---------|
| 12-9-00 | H | W | 84-55 |
| 11-23-02 | N | L | 61-64 |
| Totals | | | 125-119 |

ALCORN STATE (NU LEADS 3-0)

| | | | |
|----------|---|---|---------|
| 12-29-07 | H | W | 77-53 |
| 12-8-10 | H | W | 78-57 |
| 12-17-11 | H | W | 60-46 |
| Totals | | | 215-156 |

ANGELO STATE (NU LEADS 1-0)

| | | | |
|--------|---|---|-------|
| 1-5-80 | H | W | 83-70 |
|--------|---|---|-------|

APPALACHIAN STATE (NU LEADS 2-1)

| | | | |
|----------|---|---|---------|
| 12-19-92 | H | W | 93-83 |
| 12-1-93 | A | L | 82-91 |
| 12-31-94 | H | W | 108-71 |
| Totals | | | 283-245 |

ARIZONA (SERIES TIED 2-2)

| | | | |
|----------|---|---|---------|
| 12-21-60 | H | W | 79-55 |
| 12-23-68 | A | L | 63-68 |
| 12-20-69 | H | W | 79-69 |
| 12-18-99 | N | L | 59-80 |
| Totals | | | 280-272 |

ARIZONA STATE (NU TRAILS 3-4)

| | | | |
|----------|---|---|---------|
| 12-20-68 | A | L | 76-83 |
| 12-7-74 | A | L | 62-83 |
| 12-23-85 | H | W | 80-67 |
| 12-28-02 | A | L | 63-75 |
| 12-3-03 | H | W | 68-60 |
| 12-2-07 | H | W | 62-47 |
| 12-7-08 | A | L | 44-64 |
| Totals | | | 455-479 |

ARKANSAS (NU TRAILS 2-6)

| | | | |
|----------|---|---|---------|
| 12-16-32 | H | L | 24-41 |
| 12-12-46 | N | L | 46-57 |
| 12-30-80 | A | L | 52-64 |
| 1-9-82 | H | L | 50-51 |
| 1-3-83 | N | L | 58-64 |
| 12-10-83 | H | W | 67-54 |
| 3-17-87 | H | W | 78-71 |
| 3-12-98 | N | L | 65-74 |
| Totals | | | 440-476 |

ARKANSAS-LITTLE ROCK (NU LEADS 1-0)

| | | | |
|---------|---|---|-------|
| 3-26-87 | N | W | 76-67 |
|---------|---|---|-------|

ARKANSAS-PINE BLUFF (NU LEADS 5-0)

| | | | |
|----------|---|---|---------|
| 11-23-04 | H | W | 97-40 |
| 11-27-06 | H | W | 71-42 |
| 11-22-08 | H | W | 67-53 |
| 11-15-10 | H | W | 83-40 |
| 11-24-15 | H | W | 67-44 |
| Totals | | | 385-219 |

ARKANSAS STATE (NU LEADS 2-0)

| | | | |
|----------|---|---|---------|
| 3-16-89 | H | W | 81-79 |
| 12-14-13 | H | W | 79-67 |
| Totals | | | 160-146 |

ARKANSAS TECH (NU LEADS 1-0)

| | | | |
|----------|---|---|-------|
| 11-25-78 | H | W | 70-59 |
|----------|---|---|-------|

AUBURN (NU TRAILS 0-1)

| | | | |
|----------|---|---|-------|
| 12-11-21 | N | L | 68-99 |
|----------|---|---|-------|

AUGUSTANA (S.D.) (NU LEADS 3-0)

| | | | |
|----------|---|---|---------|
| 12-14-68 | H | W | 73-56 |
| 12-4-69 | H | W | 75-56 |
| 11-26-83 | H | W | 113-69 |
| Totals | | | 261-181 |

BAKER (NU LEADS 3-0)

| | | | |
|-----------|---|---|--------|
| 1904-05 | | W | 49-19 |
| 2-3-1906 | H | W | 34-23 |
| 2-21-1906 | A | W | 33-27 |
| Totals | | | 116-69 |

BALL STATE (NU TRAILS 1-2)

| | | | |
|----------|---|---|---------|
| 12-27-80 | A | L | 62-67 |
| 12-19-81 | H | W | 71-57 |
| 11-24-02 | N | L | 65-73 |
| Totals | | | 191-203 |

BAYLOR (NU LEADS 12-11)

| | | | |
|-----------|----|---|-----------|
| 12-17-49 | H | W | 69-55 |
| 12-9-1981 | A | W | 64-63 |
| 12-11-82 | H | W | 59-56 |
| 11-28-87 | N | L | 79-82 |
| 2-19-97 | A | L | 60-71 |
| 2-14-98 | H | W | 66-55 |
| 3-6-98 | *N | W | 65-46 |
| 1-16-99 | A | W | 68-55 |
| 1-22-00 | H | W | 69-55 |
| 3-9-00 | *N | L | *55-63 |
| 2-10-01 | A | L | 58-69 |
| 2-27-02 | H | W | 75-55 |
| 2-22-03 | A | L | 64-78 |
| 1-21-04 | H | W | 76-47 |
| 2-12-05 | A | W | 74-63 |
| 2-4-06 | H | W | 60-45 |
| 2-21-07 | A | L | 59-63 |
| 1-19-08 | H | L | 70-72 |
| 3-7-09 | A | W | 66-62 |
| 3-11-09 | *N | L | 49-65 |
| 2-10-10 | H | L | 53-55 |
| 2-9-11 | A | L | 70-74 |
| 3-21-14 | *N | L | 60-74 |
| Totals | | | 1433-1423 |

***Phillips 66 Big 12 Championship

^NCAA Tournament (San Antonio, Texas)

BELLEVUE (NU LEADS 1-0)

| | | | |
|-----------|---|---|-------|
| 3-20-1906 | A | W | 39-27 |
|-----------|---|---|-------|

BETHUNE-COOKMAN (NU LEADS 1-0)

| | | | |
|----------|---|---|-------|
| 12-20-04 | H | W | 70-26 |
|----------|---|---|-------|

BOSTON COLLEGE (NU LEADS 1-0)

| | | | |
|----------|---|---|-------|
| 11-29-17 | H | W | 71-62 |
|----------|---|---|-------|

BOWLING GREEN (NU LEADS 2-1)

| | | | |
|----------|---|---|---------|
| 12-15-90 | H | W | 99-85 |
| 12-7-96 | H | W | 73-68 |
| 1-1-97 | N | L | 55-58 |
| Totals | | | 227-211 |

BRADLEY (NU TRAILS 2-5)

| | | | |
|----------|---|---|---------|
| 12-30-37 | A | L | 30-50 |
| 12-17-38 | H | L | 24-39 |
| 12-29-45 | A | L | 33-53 |
| 12-12-49 | A | L | 54-64 |
| 12-20-52 | A | W | 73-65 |
| 12-18-54 | A | W | 93-68 |
| 12-18-58 | A | L | 48-85 |
| Totals | | | 355-424 |

BRANDEIS (OMAHA) (NU LEADS 1-0)

| | | | |
|---------|--|---|-------|
| 1916-17 | | W | 29-11 |
|---------|--|---|-------|

BRIGHAM YOUNG (NU TRAILS 1-4)

| | | | |
|----------|---|---|---------|
| 1-5-31 | H | L | 44-55 |
| 12-17-31 | H | L | 27-31 |
| 12-17-35 | H | W | 53-34 |
| 12-28-35 | A | L | 39-46 |
| 12-23-09 | N | L | 66-88 |
| Totals | | | 229-254 |

BROOKLYN (NU LEADS 2-0)

| | | | |
|----------|---|---|--------|
| 1-7-87 | H | W | 62-46 |
| 12-21-87 | H | W | 72-44 |
| Totals | | | 134-90 |

BROWN COLLEGE "B" (NU LEADS 1-0)

| | | | |
|-----------|---|---|-------|
| 3-15-1906 | H | W | 57-12 |
|-----------|---|---|-------|

BURGESS-NASH (NU LEADS 1-0)

| | | | |
|---------|---|---|-------|
| 1-30-16 | A | W | 24-20 |
|---------|---|---|-------|

BUTLER (NU LEADS 3-1)

| | | | |
|----------|---|---|---------|
| 12-30-29 | A | L | 26-38 |
| 2-2-31 | H | W | 32-14 |
| 12-29-86 | N | W | 67-56 |
| 3-20-19 | H | W | 80-76 |
| Totals | | | 205-184 |

CALIFORNIA (NU TRAILS 6-7)

| | | | |
|----------|---|---|---------|
| 1-7-38 | H | W | 38-32 |
| 12-26-38 | A | W | 46-43 |
| 12-27-38 | A | L | 30-58 |
| 1-6-40 | H | W | 46-32 |
| 12-26-40 | A | L | 24-30 |
| 12-11-50 | A | L | 59-62 |
| 12-22-61 | A | L | 49-50 |
| 12-21-64 | H | W | 87-80 |
| 12-22-64 | H | W | 63-59 |
| 12-10-65 | A | L | 71-87 |
| 12-11-65 | A | W | 70-68 |
| 12-21-68 | N | L | 73-86 |
| 12-8-72 | N | L | 50-75 |
| Totals | | | 706-762 |

CAL. DAVIS (NU LEADS 1-0)

| | | | |
|----------|---|---|-------|
| 12-16-77 | H | W | 69-64 |
|----------|---|---|-------|

CAL IRVINE (SERIES TIED 2-2)

| | | | |
|----------|---|---|---------|
| 12-1-69 | H | W | 76-73 |
| 12-28-84 | N | W | 73-67 |
| 12-2-85 | H | L | 80-87 |
| 11-28-86 | A | L | 101-109 |
| Totals | | | 330-336 |

CAL RIVERSIDE (UCR LEADS 1-0)

| | | | |
|---------|---|---|-------|
| 11-5-18 | H | L | 47-66 |
|---------|---|---|-------|

CAL SANTA BARBARA (NU LEADS 2-0)

| | | | |
|----------|---|---|---------|
| 12-22-78 | N | W | 75-55 |
| 12-27-02 | N | W | 60-57 |
| Totals | | | 135-112 |

CAL STATE BAKERSFIELD (NU LEADS 1-0)

| | | | |
|----------|---|---|-------|
| 12-13-79 | H | W | 94-80 |
|----------|---|---|-------|

CAL STATE FULLERTON (NU LEADS 2-0)

| | | | |
|----------|---|---|---------|
| 12-4-67 | H | W | 111-74 |
| 12-22-18 | H | W | 86-62 |
| Totals | | | 197-136 |

CAMP FUNSTON (NU TRAILS 0-1)

| | | | |
|---------|---|---|-------|
| 1917-18 | H | L | 14-43 |
|---------|---|---|-------|

CANISIUS (SERIES TIED 1-1)

| | | | |
|----------|---|---|---------|
| 12-29-36 | A | L | 34-39 |
| 3-13-85 | H | W | 79-66 |
| Totals | | | 113-105 |

CARLETON (NU TRAILS 0-2)

| | | | |
|----------|---|---|-------|
| 1-4-32 | H | L | 30-40 |
| 12-22-32 | A | L | 19-23 |
| Totals | | | 49-63 |

CENTENARY (NU LEADS 1-0)

| | | | |
|----------|---|---|-------|
| 11-21-02 | N | W | 68-45 |
|----------|---|---|-------|

OPPONENTS



CENTRAL ARKANSAS (NU LEADS 1-0)

| | | | |
|----------|---|---|-------|
| 11-18-14 | H | W | 82-56 |
|----------|---|---|-------|

CENTRAL CITY (NU LEADS 1-0)

| | | | |
|---------|---|---|------|
| 1-26-07 | H | W | 40-9 |
|---------|---|---|------|

CENTRAL MICHIGAN (NU LEADS 2-0)

| | | | |
|----------|---|---|---------|
| 12-20-11 | H | W | 72-69 |
| 12-22-12 | N | W | 89-75 |
| Totals | | | 161-144 |

CHAMINADE (NU LEADS 2-0)

| | | | |
|----------|---|---|---------|
| 11-29-87 | A | W | 76-75 |
| 12-28-88 | A | W | 86-85 |
| Totals | | | 162-160 |

CHARLOTTE (NU LEADS 1-0)

| | | | |
|---------|---|---|-------|
| 3-19-08 | H | W | 67-48 |
|---------|---|---|-------|

CHEYENNE BUSINESS COLLEGE (NU TRAILS 0-1)

| | | | |
|----------|---|---|-------|
| 2-7-1903 | A | L | 28-42 |
|----------|---|---|-------|

CHICAGO CENTRAL (NU TRAILS 0-1)

| | | | |
|---------|---|---|-------|
| 1904-05 | A | L | 22-59 |
|---------|---|---|-------|

CHICAGO STATE (NU LEADS 3-0)

| | | | |
|----------|---|---|---------|
| 1-16-90 | H | W | 92-57 |
| 12-17-05 | H | W | 76-65 |
| 12-10-09 | H | W | 74-39 |
| Totals | | | 242-161 |

CINCINNATI (NU TRAILS 1-5)

| | | | |
|----------|---|---|-------------|
| 12-18-48 | A | L | 46-64 |
| 12-19-60 | A | L | 60-75 |
| 12-31-96 | N | L | 73-84 |
| 12-28-13 | A | L | 59-74 |
| 12-13-14 | H | W | 56-55 (2OT) |
| 11-27-15 | N | L | 61-65 |
| Totals | | | 355-412 |

THE CITADEL (NU LEADS 4-0)

| | | | |
|----------|---|---|---------|
| 12-30-90 | A | W | 94-80 |
| 12-2-91 | H | W | 84-61 |
| 12-7-92 | H | W | 86-46 |
| 12-21-12 | H | W | 77-62 |
| Totals | | | 341-249 |

CLEMSON (TIED 1-1)

| | | | |
|----------|---|---|---------|
| 11-30-16 | A | L | 58-60 |
| 11-26-18 | A | W | 68-66 |
| Totals | | | 126-126 |

COLGATE (NU LEADS 3-1)

| | | | |
|---------|---|---|---------|
| 2-25-21 | H | L | 15-21 |
| 2-26-21 | H | W | 24-15 |
| 12-4-92 | H | W | 108-76 |
| 12-5-98 | H | W | 60-48 |
| Totals | | | 207-160 |

COLLEGE OF CHARLESTON (NU LEADS 1-0)

| | | | |
|----------|---|---|-------|
| 11-27-94 | N | W | 74-72 |
|----------|---|---|-------|

COLORADO (NU LEADS 77-71)

| | | | |
|----------|----|---|-------|
| 2-5-03 | A | W | 28-12 |
| 1-16-20 | A | W | 27-16 |
| 1-16-20 | A | W | 24-17 |
| 1-10-38 | H | W | 29-18 |
| 1-17-48 | A | W | 59-55 |
| 2-25-48 | H | W | 58-53 |
| 2-5-49 | H | W | 45-43 |
| 2-26-49 | A | W | 56-45 |
| 12-28-49 | *N | L | 57-67 |
| 1-16-50 | A | L | 59-72 |
| 2-18-50 | H | W | 59-49 |
| 1-15-51 | A | L | 45-51 |
| 2-24-51 | H | W | 58-45 |
| 12-28-51 | N | L | 63-68 |
| 1-5-52 | H | W | 63-61 |
| 2-11-52 | A | L | 65-67 |
| 12-30-52 | *N | L | 53-67 |
| 1-5-53 | A | W | 80-65 |
| 2-9-53 | H | L | 78-86 |

| | | | |
|----------|------|---|------------|
| 2-8-54 | H | L | 67-75 |
| 2-20-54 | A | L | 58-83 |
| 12-29-54 | *N | L | 47-89 |
| 2-7-55 | H | W | 84-77 |
| 3-5-55 | A | L | 66-77 |
| 1-7-56 | A | L | 63-78 |
| 1-21-56 | H | L | 50-77 |
| 1-7-57 | H | W | 74-52 |
| 1-12-57 | A | L | 56-60 |
| 2-17-58 | H | W | 50-41 |
| 3-8-58 | A | L | 52-54 |
| 12-29-58 | *N | L | 50-54 |
| 1-5-59 | A | L | 50-57 |
| 2-23-59 | H | W | 62-61 |
| 12-26-59 | *N | L | 55-64 |
| 1-16-60 | A | L | 57-62 (OT) |
| 1-30-60 | H | L | 54-58 |
| 1-9-61 | H | W | 65-61 |
| 1-14-61 | A | W | 51-66** |
| 1-13-62 | H | L | 56-58 |
| 2-10-62 | A | L | 63-74 |
| 12-28-62 | *N | L | 47-59 |
| 1-7-63 | H | L | 47-75 |
| 3-4-63 | A | L | 51-80 |
| 12-30-63 | *N | L | 58-80 |
| 2-15-64 | H | L | 52-60 |
| 3-9-64 | A | L | 73-89 |
| 12-28-64 | *N | L | 52-70 |
| 2-6-65 | A | L | 52-62 |
| 2-13-65 | H | W | 66-59 |
| 2-21-66 | H | W | 70-63 |
| 3-7-66 | A | L | 88-95 |
| 12-30-66 | *N | L | 66-73 |
| 1-14-67 | H | W | 84-80 |
| 3-11-67 | A | L | 57-64 |
| 2-1-68 | H | W | 87-73 |
| 2-24-68 | A | L | 73-75 |
| 2-8-69 | A | L | 81-83 |
| 2-24-69 | H | W | 79-65 |
| 12-27-69 | *N | L | 60-72 |
| 1-17-70 | H | W | 60-58 |
| 2-10-70 | A | L | 59-76 |
| 12-29-70 | *N | W | 77-67 |
| 2-16-71 | A | W | 65-63 |
| 3-6-71 | H | W | 85-71 |
| 1-15-72 | H | W | 67-55 |
| 2-26-72 | A | L | 57-67 |
| 2-6-73 | H | L | 59-67 |
| 3-6-73 | A | L | 63-71 |
| 2-12-74 | A | L | 64-65 |
| 3-5-74 | H | W | 65-42 |
| 1-25-75 | H | W | 85-59 |
| 2-15-75 | A | L | 61-62 |
| 1-24-76 | A | W | 66-64 |
| 2-14-76 | H | W | 80-61 |
| 12-28-76 | *N | L | 50-55 |
| 1-12-77 | H | W | 69-54 |
| 2-2-77 | A | W | 73-62 |
| 1-11-78 | A | L | 64-73 |
| 2-1-78 | H | W | 86-75 |
| 12-12-78 | *N | L | 61-74 |
| 1-13-79 | A | L | 61-64 |
| 2-3-79 | H | W | 79-52 |
| 1-19-80 | A | W | 53-44 |
| 2-16-80 | H | L | 55-56 |
| 1-21-81 | H | L | 59-62 |
| 2-11-81 | A | W | 57-56 |
| 3-3-81 | ***N | L | 66-70 |
| 1-30-82 | A | W | 74-57 |
| 2-24-82 | H | W | 79-57 |
| 1-22-83 | A | L | 69-72 |
| 2-12-83 | H | W | 68-56 |
| 1-28-84 | A | L | 57-60 |
| 2-25-84 | H | W | 75-67 |
| 1-23-85 | H | W | 85-67 |
| 2-13-85 | A | L | 61-64 |
| 2-1-86 | A | W | 77-60 |
| 2-26-86 | H | W | 79-72 |
| 1-17-87 | H | W | 86-66 |
| 2-7-87 | A | W | 68-65 |
| 1-30-88 | A | W | 63-57 |
| 2-21-88 | H | W | 75-67 |

| | | | |
|---------|------|---|-------------|
| 2-8-89 | A | L | 80-83 |
| 2-22-89 | H | W | 97-59 |
| 2-7-90 | A | W | 91-82 |
| 2-28-90 | H | W | 96-82 |
| 1-22-91 | A | L | 69-86 |
| 2-9-91 | H | W | 86-72 |
| 1-11-92 | A | W | 84-74 |
| 2-29-92 | H | W | 84-70 |
| 1-25-93 | A | W | 82-67 |
| 2-24-93 | H | W | 76-67 |
| 1-8-94 | H | W | 106-67 |
| 1-19-94 | A | L | 81-86 |
| 2-8-95 | A | W | 100-86 |
| 2-25-95 | H | L | 74-80 |
| 1-10-96 | H | W | 79-74 |
| 2-28-96 | A | L | 64-78 |
| 1-4-97 | A | L | 73-79 |
| 2-5-97 | H | W | 77-69 |
| 1-11-98 | H | W | 87-72 |
| 2-21-98 | A | W | 79-71 |
| 1-23-99 | H | W | 72-55 |
| 2-3-99 | A | W | 57-52 |
| 2-8-00 | A | L | 58-70 |
| 2-26-00 | H | W | 69-64 |
| 2-3-01 | H | L | 57-60 |
| 2-17-01 | A | W | 87-82 (OT) |
| 1-12-02 | H | W | 75-67 |
| 2-5-02 | A | L | 61-84 |
| 3-7-02 | ***N | L | 60-67 |
| 1-18-03 | H | W | 80-77 (OT) |
| 3-8-03 | A | L | 69-84 |
| 1-14-04 | H | L | 60-68 |
| 3-6-04 | A | L | 75-78 |
| 1-12-05 | A | W | 68-61 |
| 3-2-05 | H | W | 70-55 |
| 1-25-06 | A | L | 59-81 |
| 2-22-06 | H | W | 93-77 |
| 1-20-07 | H | W | 71-50 |
| 3-3-07 | A | L | 69-73 |
| 1-15-08 | A | L | 51-55 |
| 3-9-08 | H | W | 68-49 |
| 2-4-09 | A | W | 55-53 |
| 2-18-09 | H | W | 46-41 |
| 1-27-10 | A | L | 60-72 |
| 3-2-10 | H | L | 68-81 |
| 1-18-11 | H | W | 79-67 |
| 3-5-11 | A | L | 57-67 |
| Totals | | | 9,800-9,351 |

*at Kansas City **Colorado forfeit
***Phillips 66 Big Eight Championship

COLORADO COLLEGE (NU LEADS 6-1)

| | | | |
|----------|---|---|---------|
| 2-4-1903 | A | W | 39-11 |
| 1-14-20 | A | W | 32-19 |
| 1-15-20 | A | L | 23-25 |
| 3-5-20 | H | W | 23-9 |
| 3-6-20 | H | W | 33-12 |
| 1-4-29 | A | W | 32-24 |
| 1-5-29 | A | W | 48-26 |
| Totals | | | 230-127 |

COLORADO STATE (NU LEADS 7-3)

| | | | |
|----------|---|---|-------------|
| 12-23-47 | H | W | 67-47 |
| 12-19-70 | H | W | 69-65 |
| 12-16-72 | N | L | 51-57 |
| 12-22-80 | H | W | 54-48 |
| 12-23-81 | A | L | 51-58 (OT) |
| 1-4-84 | H | W | 56-54 |
| 1-12-85 | A | W | 88-78 (2OT) |
| 3-14-96 | A | W | 91-83 |
| 11-25-97 | H | W | 64-57 |
| 12-12-98 | A | L | 49-75 |
| Totals | | | 640-622 |

COLUMBIA (NU LEADS 1-0)

| | | | |
|--------|---|---|-------|
| 1-2-88 | H | W | 82-62 |
|--------|---|---|-------|

CONNECTICUT (NU TRAILS 0-2)

| | | | |
|---------|---|---|---------|
| 3-19-92 | N | L | 65-86 |
| 3-21-97 | A | L | 67-76 |
| Totals | | | 132-162 |

COPPIN STATE (NU LEADS 1-0)

| | | | |
|---------|---|---|-------|
| 12-6-96 | H | W | 88-72 |
|---------|---|---|-------|

CORNELL (NU LEADS 2-0)

| | | | |
|----------|---|---|---------|
| 12-29-55 | N | W | 70-69 |
| 12-29-82 | N | W | 66-56 |
| Totals | | | 136-125 |

COTNER COLLEGE (NU LEADS 4-1)

| | | | |
|------------|---|---|--------|
| 12-12-1908 | H | W | 28-24 |
| 1-7-11 | H | L | 17-35 |
| 1-11-13 | H | W | 29-18 |
| 1-17-14 | H | W | 56-11 |
| 1916-17 | W | | 42-10 |
| Totals | | | 172-98 |

CREIGHTON (NU TRAILS 26-29)

| | | | |
|----------|---|---|-------------|
| 1922-23 | A | L | 24-46 |
| 1923-24 | H | W | 25-21 |
| 2-28-25 | A | W | 15-11 |
| 1-9-26 | A | W | 20-15 |
| 2-15-26 | H | L | 11-15 |
| 3-4-32 | A | L | 18-47 |
| 3-7-32 | H | L | 26-28 |
| 12-9-77 | H | W | 65-58 |
| 12-9-78 | A | L | 61-78 |
| 12-8-79 | H | W | 64-55 |
| 12-6-80 | A | L | 61-66 (OT) |
| 12-5-81 | H | W | 86-46 |
| 12-4-82 | A | W | 65-62 |
| 12-3-83 | H | W | 65-56 |
| 3-15-84 | A | W | 56-54 |
| 12-8-84 | A | W | 78-73 |
| 12-7-85 | H | W | 71-52 |
| 12-6-86 | A | L | 66-78 |
| 1-3-87 | H | W | 70-65 (OT) |
| 12-9-87 | A | L | 73-88 |
| 11-26-88 | H | W | 86-77 |
| 12-14-89 | A | L | 83-86 |
| 12-6-90 | H | W | 97-63 |
| 12-7-91 | A | W | 90-85 |
| 12-10-92 | H | W | 100-83 |
| 12-9-93 | A | W | 67-53 |
| 12-7-94 | H | W | 85-57 |
| 12-6-95 | A | W | 88-67 |
| 1-8-97 | H | W | 71-52 |
| 12-10-97 | A | L | 73-84 |
| 12-9-98 | H | W | 76-60 |
| 12-9-99 | A | L | 72-89 |
| 1-28-10 | H | W | 40-14 |
| 1-2-01 | H | L | 51-62 |
| 12-12-01 | A | L | 70-76 |
| 12-21-02 | H | L | 73-81 |
| 12-10-03 | A | L | 54-61 |
| 3-16-04 | A | W | 71-70 |
| 12-11-04 | H | L | 48-50 |
| 12-11-05 | A | L | 44-70 |
| 11-18-06 | H | W | 73-61 |
| 11-24-07 | A | L | 62-74 |
| 11-29-08 | H | W | 54-52 |
| 12-06-09 | A | L | 61-67 |
| 12-5-10 | H | W | 59-54 |
| 12-4-11 | A | L | 66-76 |
| 12-6-12 | H | L | 42-64 |
| 12-8-13 | A | L | 67-82 |
| 12-7-14 | H | L | 55-65 |
| 12-9-15 | A | L | 67-83 |
| 12-7-16 | H | L | 62-77 |
| 12-9-17 | A | L | 65-75 |
| 12-8-18 | H | W | 95-75 |
| 12-7-19 | A | L | 76-95 |
| 12-9-20 | A | L | 74-98 |
| 11-16-21 | H | L | 69-77 |
| Totals | | | 3,666-3,430 |

CRETE (NU LEADS 1-0)

| | | | |
|----------|---|---|------|
| 1-4-1907 | A | W | 82-8 |
|----------|---|---|------|

DAVIDSON (NU TRAILS 0-1)

| | | | |
|----------|---|---|-------|
| 11-19-10 | N | L | 67-70 |
|----------|---|---|-------|

DAYTON (NU LEADS 1-0)

| | | | |
|----------|---|---|-------|
| 11-24-16 | N | W | 80-78 |
|----------|---|---|-------|

DELAWARE STATE (NU LEADS 5-0)

| | | | |
|----------|---|---|-------|
| 12-29-94 | H | W | 94-52 |
| 12-20-95 | H | W | 88-41 |
| 12-8-03 | H | W | |



SERIES RESULTS VS. NON-CONFERENCE OPPONENTS

| | | | |
|----------|---|---|-------------|
| 1-25-23 | A | L | 25-36 |
| 1923-24 | A | L | 15-19 |
| 1923-24 | H | L | 12-25 |
| 1-17-25 | H | W | 20-8 |
| 3-2-25 | A | L | 10-18 |
| 2-2-26 | A | W | 23-21 |
| 3-1-26 | H | W | 22-21 |
| 1926-27 | H | L | 34-35 |
| 3-4-27 | A | W | 46-32 |
| 1-14-28 | A | L | 28-32 |
| 2-14-28 | H | W | 34-27 |
| 2-16-29 | H | W | 37-24 |
| 2-23-29 | A | W | 33-26 |
| 1-24-31 | H | W | 30-25 |
| 1-9-32 | A | W | 33-19 |
| 12-9-46 | H | W | 48-44 |
| 1-31-47 | A | W | 65-44 |
| 12-30-87 | A | L | 68-85 |
| 12-23-88 | H | W | 65-57 |
| Totals | | | 1,715-1,221 |

DUQUESNE (NU TRAILS 1-2)

| | | | |
|----------|---|---|---------|
| 12-20-48 | A | L | 49-55 |
| 12-9-69 | H | W | 82-77 |
| 12-6-71 | A | L | 53-75 |
| Totals | | | 184-207 |

EASTERN ILLINOIS (NU LEADS 6-0)

| | | | |
|----------|---|---|-------------|
| 12-3-90 | A | W | 94-64 |
| 1-4-92 | H | W | 81-68 |
| 1-2-93 | H | W | 70-54 |
| 11-23-99 | H | W | 81-78 (2OT) |
| 11-21-00 | H | W | 85-71 |
| 11-11-17 | H | W | 72-68 |
| Totals | | | 483-403 |

EASTERN MICHIGAN (NU LEADS 1-0)

| | | | |
|----------|---|---|-------|
| 11-29-03 | H | W | 67-59 |
|----------|---|---|-------|

EASTERN WASHINGTON (NU LEADS 5-0)

| | | | |
|----------|---|---|---------|
| 12-3-79 | H | W | 82-68 |
| 1-14-84 | H | W | 105-71 |
| 12-21-91 | H | W | 102-67 |
| 12-31-02 | H | W | 63-60 |
| 12-18-10 | H | W | 72-42 |
| Totals | | | 361-248 |

EMPORIA STATE (NU LEADS 1-0)

| | | | |
|--------|---|---|-------|
| 2-4-56 | H | W | 72-59 |
|--------|---|---|-------|

EVANSVILLE (SERIES TIED 1-1)

| | | | |
|--------|---|---|---------|
| 1-3-85 | A | L | 73-80 |
| 1-6-86 | H | W | 77-70 |
| Totals | | | 150-150 |

FAIRLEIGH DICKINSON (NU LEADS 1-0)

| | | | |
|----------|---|---|-------|
| 11-22-03 | H | W | 80-64 |
|----------|---|---|-------|

FLORIDA A&M (NU LEADS 2-0)

| | | | |
|----------|---|---|---------|
| 12-20-93 | H | W | 86-61 |
| 1-5-09 | H | W | 81-56 |
| Totals | | | 167-117 |

FLORIDA GULF COAST (NU LEADS 2-0)

| | | | |
|---------|---|---|---------|
| 12-7-01 | H | W | 51-50 |
| 11-8-13 | H | W | 79-55 |
| Totals | | | 130-105 |

FLORIDA STATE (SERIES TIED 1-1)

| | | | |
|----------|---|---|---------|
| 12-31-05 | N | L | 60-74 |
| 12-1-14 | A | W | 70-65 |
| Totals | | | 130-139 |

FOND DU LAC (NU TRAILS 0-1)

| | | | |
|---------|---|---|-------|
| 1900-01 | A | L | 20-32 |
|---------|---|---|-------|

FORDHAM (NU LEADS 1-0)

| | | | |
|----------|---|---|-------|
| 12-30-92 | N | W | 79-55 |
|----------|---|---|-------|

FORT DODGE (NU LEADS 5-1)

| | | | |
|-----------|---|---|-------|
| 1904-05 | | W | 53-27 |
| 3-21-1906 | A | W | 33-23 |

| | | | |
|-----------|---|---|---------|
| 2-14-1907 | A | W | 34-22 |
| 2-9-14 | A | W | 38-22 |
| 1917-18 | H | W | 19-16 |
| 1917-18 | H | L | 14-21 |
| Totals | | | 171-132 |

FORT DODGE COMPANY G (NU TRAILS 0-1)

| | | | |
|--------|---|---|-------|
| 1-6-15 | A | L | 18-23 |
|--------|---|---|-------|

FORT RILEY (NU LEADS 1-0)

| | | | |
|-----------|---|---|-------|
| 2-20-1906 | A | W | 43-13 |
|-----------|---|---|-------|

FRESNO STATE (NU LEADS 2-0)

| | | | |
|----------|---|---|---------|
| 12-15-51 | H | W | 72-48 |
| 3-22-96 | A | W | 83-71 |
| Totals | | | 155-119 |

FURMAN (NU LEADS 2-0)

| | | | |
|----------|---|---|------------|
| 1-4-88 | A | W | 75-74 (OT) |
| 12-17-88 | H | W | 69-56 |
| Totals | | | 144-130 |

GARDNER NAVAL RESERVE (NU TRAILS 0-2)

| | | | |
|---------|---|---|-------|
| 1-21-43 | H | L | 37-52 |
| 2-6-43 | N | L | 37-43 |
| Totals | | | 74-95 |

GARDNER-WEBB (NU TRAILS 0-1)

| | | | |
|----------|---|---|-------|
| 12-18-16 | H | L | 62-70 |
|----------|---|---|-------|

GEORGE MASON (NU TRAILS 0-1)

| | | | |
|----------|---|---|-------|
| 11-26-19 | N | L | 66-85 |
|----------|---|---|-------|

GEORGE WASHINGTON (NU TRAILS 0-1)

| | | | |
|--------|---|---|-------|
| 1-2-37 | A | L | 22-41 |
|--------|---|---|-------|

GEORGIA (NU LEADS 2-1)

| | | | |
|----------|---|---|---------|
| 12-20-85 | H | L | 63-67 |
| 3-16-95 | H | W | 69-61 |
| 11-24-13 | N | W | 73-65 |
| Totals | | | 205-193 |

GEORGIA SOUTHERN (NU LEADS 1-0)

| | | | |
|---------|---|---|-------|
| 12-1-95 | H | W | 82-59 |
|---------|---|---|-------|

GEORGIA STATE (NU LEADS 2-0)

| | | | |
|----------|---|---|------------|
| 1-4-73 | N | W | 63-54 |
| 12-11-73 | H | W | 78-75 (OT) |
| Totals | | | 141-129 |

GEORGIA TECH (NU TRAILS 0-3)

| | | | |
|----------|---|---|---------|
| 12-28-83 | A | L | 49-66 |
| 12-4-19 | A | L | 56-73 |
| 12-9-20 | H | L | 64-75 |
| Totals | | | 169-214 |

GRAMBLING (NU LEADS 3-1)

| | | | |
|----------|---|---|------------|
| 1-6-88 | H | L | 68-71 (OT) |
| 12-2-95 | H | W | 96-80 |
| 12-6-97 | H | W | 85-48 |
| 12-21-10 | H | W | 79-39 |
| Totals | | | 328-238 |

GREAT LAKES (NU TRAILS 0-1)

| | | | |
|---------|---|---|-------|
| 1-24-42 | H | L | 40-50 |
|---------|---|---|-------|

GREELEY HS (NU LEADS 1-0)

| | | | |
|----------|---|---|-------|
| 2-6-1903 | A | W | 25-15 |
|----------|---|---|-------|

GRINNELL (NU LEADS 17-7)

| | | | |
|---------|---|---|-------|
| 2-23-07 | A | L | 21-27 |
| 3-7-08 | A | L | 14-37 |
| 1916-17 | | L | 9-22 |
| 1-23-19 | A | W | 24-14 |
| 1-24-19 | A | L | 15-16 |
| 3-12-19 | H | W | 27-15 |
| 3-13-19 | H | L | 21-22 |
| 1-14-21 | H | W | 31-10 |
| 1-15-21 | H | W | 28-15 |
| 2-11-21 | A | W | 31-16 |
| 2-12-21 | A | W | 29-22 |
| 1-14-22 | H | W | 27-17 |
| 2-7-22 | A | W | 28-25 |
| 1-27-23 | A | W | 20-13 |

| | | | |
|---------|---|---|---------|
| 1922-23 | H | L | 17-32 |
| 1923-24 | A | W | 32-19 |
| 1923-24 | H | W | 32-18 |
| 2-9-25 | H | W | 35-27 |
| 3-3-25 | A | L | 21-36 |
| 1-16-26 | H | W | 24-14 |
| 1-30-26 | A | W | 39-18 |
| 1926-27 | H | W | 30-22 |
| 2-10-28 | A | W | 35-22 |
| 2-28-28 | H | W | 35-16 |
| Totals | | | 625-495 |

HAMLIN (NU LEADS 2-0)

| | | | |
|---------|---|---|-------|
| 1-7-15 | A | W | 20-9 |
| 1916-17 | | W | 15-8 |
| Totals | | | 35-17 |

HARVARD (NU LEADS 3-0)

| | | | |
|----------|---|---|---------|
| 12-30-48 | N | W | 56-54 |
| 1-3-53 | H | W | 92-53 |
| 12-1-89 | H | W | 117-79 |
| Totals | | | 265-186 |

HASKELL (NU TRAILS 0-2)

| | | | |
|-----------|---|---|--------|
| 2-28-1902 | A | L | 29-79 |
| 1-17-1903 | A | L | 18-25 |
| Totals | | | 47-104 |

HASTINGS (NU LEADS 1-0)

| | | | |
|---------|---|---|------|
| 1-13-20 | A | W | 47-9 |
|---------|---|---|------|

HAWAII (NU TRAILS 2-7)

| | | | |
|----------|---|---|---------|
| 12-11-67 | A | L | 74-82 |
| 12-13-67 | A | L | 72-86 |
| 12-2-76 | A | W | 64-59 |
| 12-3-76 | A | W | 60-59 |
| 12-29-79 | N | L | 55-67 |
| 12-29-97 | A | L | 62-87 |
| 3-22-04 | A | L | 83-84 |
| 12-22-06 | N | L | 72-81 |
| 12-22-14 | A | L | 58-66 |
| Totals | | | 600-671 |

HAWAII-HILO (NU TRAILS 0-1)

| | | | |
|---------|---|---|-------|
| 12-1-76 | A | L | 66-71 |
|---------|---|---|-------|

HIGHLAND PARK (NU TRAILS 1-2)

| | | | |
|-----------|---|---|----------|
| 1903-04 | | L | Score NA |
| 1904-05 | | L | 34-39 |
| 1-23-1908 | H | W | 51-23 |
| Totals | | | 85-62 |

HILLYARD'S (NU TRAILS 0-1)

| | | | |
|---------|---|---|-------|
| 1926-27 | A | L | 20-36 |
|---------|---|---|-------|

HOFSTRA (SERIES TIED 1-1)

| | | | |
|----------|---|---|---------|
| 3-16-06 | A | L | 62-73 |
| 11-21-10 | N | W | 62-47 |
| Totals | | | 124-120 |

HOUSTON (NU TRAILS 1-3)

| | | | |
|----------|---|---|---------|
| 12-3-62 | A | L | 61-68 |
| 12-14-63 | H | L | 58-64 |
| 12-12-69 | A | L | 82-112 |
| 12-23-06 | N | W | 70-57 |
| Totals | | | 271-301 |

HUDSON COLLEGE (NU LEADS 1-0)

| | | | |
|-----------|---|---|-------|
| 2-18-1907 | A | W | 26-25 |
|-----------|---|---|-------|

IDAHO (NU TRAILS 3-4)

| | | | |
|----------|---|---|---------|
| 12-23-49 | H | W | 66-45 |
| 12-17-71 | H | W | 90-49 |
| 1-2-80 | A | L | 55-64 |
| 11-29-80 | H | L | 53-64 |
| 12-5-88 | A | L | 68-83 |
| 12-11-89 | H | L | 72-79 |
| 12-28-90 | H | W | 85-65 |
| Totals | | | 489-449 |

IDAHO STATE (NU LEADS 2-0)

| | | | |
|----------|---|---|---------|
| 12-3-94 | H | W | 98-72 |
| 11-16-21 | H | W | 78-60 |
| Totals | | | 176-132 |

ILLINOIS WESLEYAN (NU LEADS 1-0)

| | | | |
|--------|---|---|------|
| 1-4-21 | A | W | 32-1 |
|--------|---|---|------|

INCARNATE WORD (NU TRAILS 0-1)

| | | | |
|----------|---|---|-------|
| 12-10-14 | H | L | 73-74 |
|----------|---|---|-------|

INDEPENDENCE (NU LEADS 1-0)

| | | | |
|-----------|---|---|-------|
| 2-22-1906 | A | W | 41-16 |
|-----------|---|---|-------|

IONA (NU LEADS 2-0)

| | | | |
|----------|---|---|---------|
| 3-21-83 | H | W | 85-73 |
| 12-20-00 | N | W | 81-80 |
| Totals | | | 166-153 |

IOWA STATE (NU LEADS 151-103)

| | | | |
|---------|---|---|------------|
| 1-15-09 | H | W | 42-20 |
| 1-16-09 | H | W | 40-21 |
| 2-8-09 | A | L | 16-22 |
| 2-9-09 | A | W | 31-17 |
| 1-21-10 | H | W | 24-21 |
| 1-22-10 | H | W | 29-26 |
| 2-11-10 | A | L | 23-34 |
| 2-12-10 | A | L | 17-18 |
| 1-20-11 | H | W | 41-20 |
| 1-21-11 | H | L | 31-33 |
| 2-6-11 | A | L | 27-31 |
| 2-7-11 | A | W | 22-19 |
| 2-2-12 | H | W | 33-12 |
| 2-3-12 | H | W | 40-14 |
| 2-23-12 | A | W | 31-21 |
| 2-24-12 | A | W | 31-12 |
| 2-21-13 | A | W | 29-12 |
| 2-22-13 | A | W | 16-10 |
| 2-28-13 | H | W | 28-8 |
| 3-1-13 | H | W | 24-12 |
| 2-20-14 | A | W | 15-9 |
| 2-21-14 | A | W | 16-3 |
| 2-27-14 | H | W | 24-16 |
| 2-28-14 | H | W | 41-13 |
| 1-15-15 | H | W | 32-15 |
| 1-16-15 | H | W | 25-12 |
| 2-12-15 | A | W | 24-12 |
| 2-13-15 | A | L | 11-25 |
| 2-4-16 | H | W | 35-21 |
| 2-5-16 | H | W | 31-14 |
| 2-25-16 | A | W | 23-14 |
| 2-26-16 | A | W | 29-17 |
| 2-22-17 | A | L | 7-19 |
| 2-23-17 | A | L | 17-24 |
| 3-9-17 | H | L | 22-24 |
| 3-10-17 | H | W | 24-21 |
| 2-9-21 | A | L | 30-38 |
| 2-10-21 | A | W | 32-23 |
| 3-4-21 | H | W | 33-16 |
| 3-5-21 | H | W | 37-11 |
| 1-9-22 | A | W | 21-14 |
| 2-4-22 | H | L | 7-26 |
| 1-26-23 | A | W | 21-15 |
| 2-3-23 | H | L | 17-21 |
| 2-27-24 | A | W | 18-16 |
| 3-3-24 | H | W | 27-14 |
| 2-24-25 | H | W | 37-17 |
| 3-4-25 | A | W | 28-13 |
| 1-23-26 | H | W | 18-13 |
| 2-1-26 | A | W | 27-12 |
| 1-29-27 | H | W | 35-19 |
| 3-3-27 | A | L | 24-26 |
| 1-28-28 | H | W | 37-26 |
| 2-9-28 | A | W | 32-26 |
| 2-2-29 | H | W | 45-39 |
| 2-22-29 | A | L | 33-37 |
| 1-22-30 | A | W | 32-22 |
| 2-22-30 | H | W | 52-50 |
| 1-31-31 | H | W | 31-19 |
| 2-16-31 | A | L | 28-42 |
| 1-8-32 | A | W | 28-24 |
| 2-1-32 | H | L | 32-33 |
| 1-30-33 | H | L | 25-30 (OT) |
| 2-28-33 | A | W | 43-16 |
| 1-5-34 | A | W | 37-31 (OT) |
| 2-24-34 | H | W | 26-21 |
| 1-12-35 | H | W | 32-31 |
| 2-23-35 | A | L | 14-22 |
| 1-25-36 | A | L | 40-41 (OT) |
| 2-15-36 | H | W | 49-20 |
| 1-16-37 | H | W | 45-33 |

| | | | |
|---------|---|---|-------|
| 3-3-37 | A | W | 48-31 |
| 1-29-38 | A | W | 35-32 |
| 2-14-38 | H | W | 50-23 |
| 1-30-39 | | | |



2022-23 NEBRASKA BASKETBALL

SERIES RESULTS VS. NON-CONFERENCE OPPONENTS

| | | | |
|----------|-----|---|---------------|
| 2-27-73 | H | L | 76-82 |
| 2-5-74 | H | W | 91-88 (30T) |
| 3-9-74 | A | L | 58-76 |
| 2-8-75 | H | W | 75-62 |
| 3-8-75 | A | L | 69-82 |
| 2-7-76 | A | W | 66-56 |
| 3-6-76 | H | W | 82-66 |
| 12-29-76 | *N | W | 75-55 |
| 1-15-77 | A | W | 49-48 |
| 2-5-77 | H | W | 66-51 |
| 1-14-78 | H | L | 59-65 |
| 2-4-78 | A | W | 62-56 |
| 1-6-79 | A | W | 72-68 |
| 2-10-79 | H | L | 46-48 |
| 1-9-80 | A | W | 58-50 |
| 2-9-80 | H | W | 69-66 |
| 1-28-81 | A | W | 61-56 |
| 2-18-81 | H | W | 81-61 |
| 1-23-82 | H | W | 60-47 |
| 2-20-82 | A | L | 61-63 |
| 1-18-83 | A | W | 59-54 |
| 2-19-83 | H | W | 67-66 |
| 3-8-83 | **H | W | 94-71 |
| 1-18-84 | A | W | 64-63 |
| 2-18-84 | H | L | 48-69 |
| 1-30-85 | A | L | 65-76 |
| 2-21-85 | H | W | 74-57 |
| 1-25-86 | H | W | 75-58 |
| 2-22-86 | A | L | 73-81 |
| 3-8-86 | **N | L | 58-75 |
| 1-20-87 | A | L | 75-91 |
| 2-11-87 | H | W | 66-65 |
| 1-20-88 | A | L | 76-114 |
| 2-27-88 | H | L | 84-85 |
| 1-31-89 | A | L | 76-88 |
| 2-25-89 | H | W | 77-74 |
| 1-27-90 | H | L | 83-91 |
| 2-24-90 | A | L | 85-101 |
| 1-12-91 | H | W | 97-87 |
| 2-13-91 | A | W | 65-57 |
| 2-1-92 | H | W | 68-63 |
| 2-22-92 | A | W | 80-70 |
| 2-3-93 | A | L | 69-96 |
| 2-27-93 | H | W | 91-87 |
| 1-3-94 | A | W | 78-72 |
| 2-12-94 | H | W | 102-96 |
| 2-11-95 | A | L | 69-72 (OT) |
| 3-5-95 | H | L | 77-79 |
| 2-3-96 | H | L | 65-75 |
| 2-10-96 | A | L | 59-74 |
| 3-8-96 | **N | L | 60-62 |
| 1-29-97 | H | L | 67-77 |
| 2-22-97 | A | W | 74-69 (OT) |
| 1-24-98 | H | W | 63-49 |
| 2-28-98 | A | W | 70-62 |
| 1-30-99 | A | L | 47-52 |
| 2-13-99 | H | W | 59-57 |
| 1-12-00 | H | L | 65-66 |
| 2-12-00 | A | L | 65-87 |
| 1-20-01 | H | L | 59-60 |
| 3-3-01 | A | L | 73-86 |
| 1-26-02 | H | W | 86-84 (OT) |
| 2-16-02 | A | L | 79-85 |
| 1-25-03 | A | L | 61-71 |
| 3-1-03 | H | W | 69-63 |
| 1-10-04 | A | L | 74-89 |
| 2-28-04 | H | W | 68-65 |
| 2-8-05 | H | L | 60-65 |
| 2-27-05 | A | W | 76-69 |
| 1-17-06 | H | L | 75-88 |
| 2-15-06 | A | W | 73-63 |
| 1-10-07 | A | L | 62-71 |
| 2-28-07 | H | L | 63-69 |
| 2-2-08 | H | W | 64-56 |
| 2-16-08 | A | L | 52-60 |
| 1-14-09 | A | L | 53-65 |
| 3-4-09 | H | W | 77-61 |
| 1-16-10 | H | L | 53-56 |
| 2-24-10 | A | L | 74-78 |
| 1-8-11 | H | W | 63-62 |
| 2-25-11 | A | L | 82-83 (OT) |
| Totals | | | 12,614-11,261 |

| | | | |
|--|-----|---|------------|
| * at Kansas City | | | |
| **Phillips 66 Big Eight Championship | | | |
| JACKSON STATE (NU LEADS 2-0) | | | |
| 12-19-09 | H | W | 57-41 |
| 12-1-10 | H | W | 76-57 |
| Totals | | | 133-98 |
| JACKSONVILLE STATE (NU LEADS 1-0) | | | |
| 12-18-12 | H | W | 59-55 |
| KANSAS (NU TRAILS 71-172) | | | |
| 3-2-00 | H | W | 48-8 |
| 3-1-01 | A | W | 35-29 |
| 1-31-02 | H | W | 23-18 |
| 2-12-06 | H | L | 17-37 |
| 2-9-07 | H | W | 32-19 |
| 1-17-08 | A | W | 20-17 |
| 1-18-08 | A | W | 23-21 |
| 2-21-08 | H | L | 26-28 |
| 2-22-08 | H | L | 25-28 |
| 1-8-09 | A | L | 13-48 |
| 1-9-09 | A | L | 17-36 |
| 1-30-09 | H | L | 13-18 |
| 3-4-09 | *N | L | 22-28 |
| 3-5-09 | *N | L | 15-24 |
| 3-6-09 | *N | W | 32-29 |
| 1-7-10 | A | L | 17-32 |
| 1-8-10 | A | L | 16-40 |
| 2-26-10 | H | L | 20-40 |
| 2-27-10 | H | L | 13-40 |
| 2-10-11 | A | W | 15-11 |
| 2-11-11 | A | L | 12-37 |
| 2-24-11 | H | W | 34-24 |
| 2-25-11 | H | W | 38-28 |
| 1-19-12 | A | W | 30-26 |
| 1-20-12 | A | W | 30-26 |
| 3-1-12 | H | W | 49-21 |
| 3-2-12 | H | W | 29-28 |
| 3-10-13 | H | W | 40-25 |
| 3-11-13 | A | W | 18-16 |
| 3-12-13 | **N | L | 24-30 |
| 1-22-15 | A | L | 18-43 |
| 1-23-15 | A | L | 23-30 |
| 1-14-16 | H | W | 34-33 |
| 1-15-16 | H | W | 40-27 |
| 2-16-17 | A | W | 21-19 |
| 2-17-17 | A | L | 10-30 |
| 2-15-18 | H | W | 24-23 |
| 2-16-18 | H | L | 25-31 |
| 3-5-19 | A | L | 17-31 |
| 3-6-19 | A | W | 29-24 |
| 1-19-22 | H | L | 15-25 |
| 3-6-22 | A | L | 18-41 |
| 1-5-23 | A | L | 20-30 |
| 2-12-23 | H | L | 15-36 |
| 1-18-24 | A | L | 18-19 |
| 1-26-24 | H | L | 10-13 |
| 1-31-25 | H | L | 20-25 |
| 2-17-25 | A | L | 20-28 |
| 2-6-26 | H | L | 14-25 |
| 2-27-26 | A | L | 17-30 |
| 1-19-27 | A | W | 27-24 |
| 2-26-27 | H | L | 25-34 |
| 2-17-28 | A | L | 27-33 |
| 2-24-28 | H | W | 32-28 |
| 1-19-29 | H | W | 30-29 |
| 2-7-29 | A | W | 37-31 |
| 2-10-30 | A | L | 20-27 |
| 3-1-30 | H | L | 35-36 |
| 1-19-31 | A | W | 31-30 (OT) |
| 2-14-31 | H | L | 29-34 |
| 1-12-32 | H | L | 31-34 |
| 2-15-32 | A | L | 19-51 |
| 1-6-33 | A | L | 29-32 |
| 2-4-33 | H | L | 20-34 |
| 1-9-34 | H | W | 24-21 |
| 2-19-34 | A | L | 24-25 |
| 2-11-35 | A | L | 21-32 |
| 2-15-35 | H | L | 24-32 |
| 1-20-36 | A | L | 23-45 |
| 2-29-36 | H | L | 36-43 |

| | | | |
|----------|----|---|------------|
| 2-2-37 | A | L | 22-27 |
| 2-27-37 | H | W | 37-32 |
| 2-2-38 | A | L | 33-48 |
| 2-26-38 | H | L | 47-50 |
| 1-14-39 | H | W | 48-37 |
| 2-14-39 | A | L | 46-49 |
| 1-23-40 | A | L | 24-40 |
| 2-24-40 | H | L | 41-48 |
| 2-10-41 | A | L | 38-44 |
| 3-1-41 | H | L | 53-55 |
| 1-17-42 | H | L | 32-51 |
| 2-14-42 | A | L | 30-58 |
| 2-13-43 | H | L | 24-56 |
| 2-23-43 | A | L | 33-52 |
| 1-15-44 | A | L | 27-51 |
| 2-19-44 | H | L | 47-56 |
| 1-12-45 | A | L | 33-48 |
| 2-10-45 | H | W | 59-45 |
| 1-11-46 | H | L | 45-56 |
| 2-15-46 | A | L | 30-72 |
| 1-14-47 | H | W | 48-46 |
| 2-15-47 | A | L | 37-69 |
| 12-20-47 | *N | L | 60-64 (OT) |
| 2-7-48 | A | W | 61-57 |
| 3-6-48 | H | W | 70-64 |
| 1-8-49 | H | W | 52-34 |
| 2-12-49 | A | W | 49-39 |
| 1-10-50 | H | W | 57-56 |
| 2-11-50 | A | L | 36-49 |
| 12-30-50 | *N | L | 47-63 |
| 1-6-51 | A | L | 41-66 |
| 2-10-51 | H | L | 52-61 |
| 1-14-52 | H | L | 66-69 |
| 2-16-52 | A | L | 52-90 |
| 12-27-52 | *N | L | 66-73 |
| 1-12-53 | H | L | 59-65 |
| 2-14-53 | A | L | 58-77 |
| 2-13-54 | A | L | 68-79 |
| 2-22-54 | H | L | 62-67 |
| 12-30-54 | *N | L | 66-69 |
| 1-15-55 | H | W | 66-62 |
| 2-19-55 | A | W | 68-55 |
| 2-11-56 | A | L | 56-80 |
| 2-25-56 | H | L | 56-60 |
| 2-9-57 | H | L | 54-69 |
| 2-23-57 | A | L | 60-87 |
| 2-8-58 | A | L | 46-102 |
| 2-22-58 | H | W | 43-41 |
| 2-14-59 | H | L | 55-63 |
| 2-21-59 | A | L | 50-66 |
| 1-9-60 | H | L | 47-60 |
| 3-7-60 | A | L | 74-79 |
| 12-28-60 | *N | L | 53-78 |
| 2-11-61 | H | L | 33-38 |
| 2-25-61 | A | W | 69-68 |
| 12-30-61 | *N | L | 68-69 |
| 1-6-62 | A | W | 69-67 |
| 2-21-62 | H | L | 70-73 |
| 1-19-63 | A | L | 53-72 |
| 2-23-63 | H | L | 39-45 |
| 1-14-64 | A | L | 48-74 |
| 2-24-64 | H | L | 55-64 |
| 1-4-65 | H | L | 56-66 |
| 2-23-65 | *N | L | 62-71 |
| 12-30-65 | *N | L | 61-71 |
| 1-18-66 | H | W | 83-75 |
| 2-26-66 | A | L | 73-110 |
| 2-7-67 | A | L | 58-84 |
| 3-4-67 | H | L | 57-64 |
| 2-17-68 | A | L | 60-71 |
| 2-27-68 | H | W | 76-69 |
| 12-26-68 | *N | L | 56-82 |
| 1-4-69 | H | L | 52-56 |
| 2-22-69 | A | L | 73-79 |
| 12-30-69 | *N | W | 78-73 |
| 2-7-70 | H | W | 84-73 |
| 2-17-70 | A | L | 87-100 |
| 12-30-70 | *N | L | 52-72 |
| 2-6-71 | H | L | 67-81 |
| 3-13-71 | A | L | 54-59 |
| 1-29-72 | A | L | 55-57 (OT) |
| 2-19-72 | H | W | 99-78 |

| | | | |
|----------|-----|---|-------------|
| 12-29-72 | *N | W | 74-72 |
| 2-10-73 | A | W | 59-46 |
| 2-24-73 | H | W | 62-59 |
| 12-29-73 | *N | L | 66-75 |
| 1-12-74 | A | L | 64-79 |
| 2-26-74 | H | L | 46-51 |
| 12-28-74 | *N | L | 62-63 |
| 2-5-75 | A | L | 44-72 |
| 3-5-75 | H | L | 77-79 (20T) |
| 12-27-75 | *N | L | 66-69 |
| 2-4-76 | H | W | 57-54 |
| 3-3-76 | A | W | 62-58 |
| 1-26-77 | H | W | 60-57 |
| 2-19-77 | A | L | 66-74 |
| 2-26-77 | **A | L | 58-61 |
| 1-25-78 | H | W | 62-58 |
| 2-18-78 | A | L | 70-75 |
| 1-27-79 | H | W | 66-64 (OT) |
| 2-21-79 | A | L | 59-66 |
| 1-16-80 | H | W | 64-57 |
| 2-5-80 | A | W | 61-56 |
| 1-31-81 | H | W | 57-54 |
| 2-25-81 | A | L | 49-75 |
| 1-13-82 | H | W | 75-55 |
| 2-13-82 | A | L | 63-66 |
| 2-5-83 | H | W | 68-61 |
| 3-2-83 | A | W | 60-58 |
| 1-25-84 | A | L | 61-77 |
| 2-15-84 | H | L | 66-67 |
| 2-2-85 | H | L | 80-91 |
| 2-28-85 | A | L | 65-70 |
| 3-5-85 | **N | L | 69-74 |
| 1-15-86 | H | L | 70-81 |
| 2-15-86 | A | L | 61-79 |
| 1-22-87 | A | L | 65-86 |
| 2-28-87 | H | W | 83-81 (OT) |
| 1-27-88 | H | W | 70-68 |
| 2-16-88 | A | L | 48-70 |
| 2-4-89 | H | W | 74-70 |
| 3-1-89 | A | L | 71-80 |
| 1-8-90 | H | L | 93-98 |
| 2-17-90 | A | L | 67-94 |
| 2-5-91 | A | L | 77-85 |
| 3-3-91 | H | W | 85-75 |
| 3-9-91 | **N | W | 87-83 |
| 1-25-92 | A | L | 78-103 |
| 2-19-92 | H | W | 81-79 (OT) |
| 2-7-93 | H | W | 68-64 |
| 3-3-93 | A | L | 83-94 |
| 2-6-94 | A | L | 87-94 |
| 2-23-94 | H | W | 96-87 |
| 1-23-95 | A | L | 67-84 |
| 2-14-95 | H | L | 68-91 |
| 1-28-96 | H | L | 73-88 |
| 2-19-96 | A | L | 71-81 |
| 2-1-97 | A | L | 77-82 (OT) |
| 3-2-97 | H | L | 65-85 |
| 1-3-98 | A | L | 76-96 |
| 2-1-98 | H | L | 71-82 |
| 3-7-98 | **N | L | 59-91 |
| 1-27-99 | H | W | 84-69 |
| 2-10-99 | A | W | 64-59 |
| 3-5-99 | **N | L | 53-77 |
| 1-15-00 | A | L | 82-97 |
| 2-23-00 | H | L | 58-83 |
| 1-17-01 | A | L | 62-84 |
| 2-25-01 | H | L | 74-78 |
| 1-9-02 | A | L | 57-96 |
| 2-24-02 | H | L | 87-88 |
| 1-11-03 | A | L | 59-92 |
| 2-1-03 | H | L | 51-81 |
| 2-15-04 | H | W | 74-55 |
| 3-3-04 | A | L | 78-67 |
| 1-19-05 | A | L | 57-59 |
| 2-5-05 | H | L | 65-78 |
| 1-21-06 | A | L | 54-96 |
| 2-8-06 | H | L | 48-69 |
| 1-29-07 | H | L | 56-76 |
| 2-17-07 | A | L | 39-92 |
| 1-12-08 | H | L | 58-79 |
| 1-26-08 | A | L | 49-84 |
| 3-14-08 | **N | L | 54-64 |



SERIES RESULTS VS. NON-CONFERENCE OPPONENTS

| | | | | | | | | | | | | | | | | | | | |
|----------|----|---|------------|----------|------|---|-------------|--|---|---|---------------|--|--|---|------------|---|---|---|---------|
| 2-13-33 | A | L | 30-36 | 1-9-68 | A | L | 62-78 | 2-4-04 | A | L | 61-78 | LONGWOOD (NU LEADS 1-0) | MIAMI (NU LEADS 4-2) | | | | | | |
| 1-15-34 | A | L | 24-25 | 2-10-68 | H | W | 92-68 | 2-18-04 | H | L | 58-63 | 11-18-05 | H | W | 80-65 | 12-22-51 | A | L | 60-70 |
| 2-3-34 | H | W | 38-31 | 1-7-69 | A | L | 72-95 | 1-8-05 | H | W | 95-85 (20T) | LOUISIANA-LAFEYETTE (NU TRAILS 0-1) | 12-18-70 | H | W | 85-58 | | | |
| 1-21-35 | A | L | 41-47 | 3-1-69 | H | W | 88-71 | 3-5-05 | A | L | 53-73 | 12-16-00 | N | W | 72-64 | | | | |
| 3-2-35 | H | W | 28-21 | 1-13-70 | H | L | 64-71 | 1-11-06 | A | W | 57-42 | 12-30-06 | A | W | 82-67 | | | | |
| 2-1-36 | H | W | 43-30 | 2-21-70 | A | L | 62-79 | 3-1-06 | H | L | 64-66 | 12-29-92 | N | L | 80-109 | 12-4-13 | H | W | 60-49 |
| 2-10-36 | A | W | 40-32 | 1-9-71 | A | L | 69-70 | 1-27-07 | A | L | 45-61 | LOUISIANA STATE (NU TRAILS 0-1) | 12-1-15 | H | L | 72-77 (ot) | | | |
| 1-30-37 | A | W | 41-38 | 3-2-71 | H | W | 87-71 | 2-13-07 | H | W | 74-63 | 12-30-88 | N | L | 87-90 | Totals | | | 431-385 |
| 2-15-37 | H | W | 40-37 | 2-1-72 | H | W | 61-60 | 2-6-08 | A | L | 59-74 | LOUISIANA TECH (NU LEADS 1-0) | MIAMI (OHIO) (NU LEADS 2-1) | | | | | | |
| 1-22-38 | H | W | 46-32 | 3-11-72 | A | L | 76-81 (OT) | 2-20-08 | H | W | 71-64 | 12-10-05 | H | W | 59-56 | 12-17-62 | H | W | 72-69 |
| 2-21-38 | A | L | 29-41 | 2-3-73 | H | L | 55-82 | 1-17-09 | H | W | 73-51 | 11-19-16 | H | W | 65-54 | 11-27-89 | A | L | 71-91 |
| 1-17-39 | A | L | 38-43 | 3-3-73 | A | L | 70-97 | 2-28-09 | A | L | 72-77 | 12-22-90 | H | W | 88-73 | Totals | | | 231-233 |
| 2-8-39 | H | W | 42-34 | 12-27-73 | *N | L | 47-68 | 2-2-10 | H | L | 57-76 | Totals | | | 124-110 | MIDDLE TENNESSEE STATE (NU TRAILS 0-1) | | | |
| 1-19-40 | A | L | 25-32 | 1-22-74 | H | L | 65-73 | 2-2-11 | A | L | 53-69 | 12-30-46 | A | L | 53-68 | 12-8-73 | N | L | 65-76 |
| 2-13-40 | H | W | 61-28 | 3-2-74 | A | W | 58-54 | 2-23-11 | H | L | 57-61 | 12-30-79 | N | L | 58-65 | MILLIKIN (NU TRAILS 0-1) | | | |
| 1-7-41 | H | W | 33-23 | 12-30-74 | *N | L | 63-80 | 12-19-21 | H | L | 58-67 | Totals | | | 111-133 | 1-4-35 | A | L | 35-36 |
| 1-17-41 | A | L | 32-35 | 1-18-75 | H | W | 74-61 | Totals | | | 11,955-12,622 | LOYOLA (ILL.) (SERIES TIED 1-1) | MINNEAPOLIS YMCA (NU LEADS 1-0) | | | | | | |
| 1-6-42 | H | W | 44-38 | 2-19-75 | A | L | 64-65 | * at Kansas City | | | | 1903-04 | W | | 15-10 | | | | |
| 2-2-42 | A | L | 35-38 | 1-17-76 | A | W | 65-59 | ** Phillips 66 Big Eight/Big 12 Champ. | | | | MINNESOTA AG COLLEGE (NU TRAILS 0-1) | | | | | | | |
| 1-5-43 | A | W | 41-32 | 2-18-76 | H | L | 53-65 | ***Kansas State forfeit | | | | 3-6-1903 | A | L | 4-13 | | | | |
| 2-17-43 | H | W | 50-47 (OT) | 1-8-77 | H | L | 52-57 | KENNESAW STATE (NU LEADS 1-0) | | | | MINNESOTA-DULUTH (NU LEADS 1-0) | | | | | | | |
| 2-1-44 | H | W | 54-47 | 2-9-77 | A | L | 62-67 | 12-22-21 | H | W | 88-74 | 12-3-73 | H | W | 77-50 | | | | |
| 2-29-44 | A | L | 37-40 | 12-29-77 | *N | L | 60-69 | KENT STATE (NU LEADS 2-1) | | | | MISSISSIPPI (NU TRAILS 1-2) | | | | | | | |
| 12-23-44 | *N | L | 46-49 | 1-7-78 | A | W | 77-63 | 12-5-92 | H | W | 85-61 | 12-17-77 | H | W | 80-70 | | | | |
| 1-20-45 | A | L | 48-70 | 2-8-78 | H | W | 63-50 | 12-21-00 | N | W | 69-68 | 12-16-78 | N | L | 67-70 | | | | |
| 2-24-45 | H | L | 47-55 | 1-17-79 | H | W | 55-53 | 11-24-12 | H | L | 60-74 | 3-24-08 | A | L | 75-85 (ot) | | | | |
| 12-15-45 | *N | W | 62-47 | 2-7-79 | A | L | 46-58 | Totals | | | 214-203 | Totals | | | 222-225 | | | | |
| 1-2-46 | H | W | 44-37 | 2-28-79 | **A | L | 60-61 (20T) | KENTUCKY (NU TRAILS 1-2) | | | | MISSISSIPPI STATE (NU TRAILS 0-2) | | | | | | | |
| 2-28-46 | A | L | 49-54 | 1-26-80 | A | L | 64-66 (20T) | 12-18-40 | H | W | 40-39 | 12-30-95 | N | L | 66-69 | | | | |
| 1-4-47 | A | L | 54-63 | 2-20-80 | H | W | 70-58 | 12-16-41 | A | L | 27-42 | 3-14-18 | A | L | 159-136 | | | | |
| 2-27-47 | H | W | 54-50 | 2-29-80 | **N | L | 59-60 | 12-15-72 | A | L | 60-85 | Totals | | | 125-135 | | | | |
| 1-31-48 | H | L | 45-64 | 1-14-81 | H | W | 59-49 | Totals | | | 127-166 | MARIST (NU LEADS 1-0) | MISSISSIPPI VALLEY STATE (NU LEADS 2-0) | | | | | | |
| 2-27-48 | A | L | 49-56 | 2-14-81 | A | L | 49-66 | KNOX (NU LEADS 1-0) | | | | 11-24-17 | N | W | 84-59 | | | | |
| 12-28-48 | *N | L | 34-48 | 2-3-82 | H | L | 64-75 | 2-26-20 | A | W | 31-24 (OT) | MARQUETTE (TIED 4-4) | 12-20-33 | A | L | 22-25 | | | |
| 1-31-49 | H | W | 70-48 | 2-27-82 | A | L | 50-67 | LA SALLE (SERIES TIED 1-1) | | | | 12-20-33 | A | L | 22-25 | | | | |
| 3-1-49 | A | L | 28-53 | 1-26-83 | H | W | 59-43 | 12-16-66 | N | L | 76-99 | 12-14-40 | H | W | 35-20 | | | | |
| 1-30-50 | H | W | 65-63 (OT) | 2-16-83 | A | W | 56-45 | 12-18-71 | H | W | 75-60 | 12-31-45 | A | L | 36-49 | | | | |
| 3-11-50 | A | L | 60-63 | 2-4-84 | A | W | 47-46 | Totals | | | 151-159 | 12-21-57 | A | L | 64-79 | | | | |
| 12-29-50 | *N | L | 53-72 | 2-28-84 | H | W | 63-56 | LAWRENCE (NU LEADS 1-0) | | | | 12-8-58 | H | W | 62-60 | | | | |
| 2-5-51 | H | L | 50-79 | 3-7-84 | **H | L | 39-41 | 1904-05 | W | | 37-24 | 3-11-87 | H | W | 78-76 | | | | |
| 2-26-51 | A | L | 48-74 | 1-16-85 | H | W | 75-63 | LEHIGH (NU LEADS 1-0) | | | | 12-21-04 | A | L | 62-81 | | | | |
| 12-27-51 | *N | L | 67-87 | 2-16-85 | A | L | 62-68 | 12-4-87 | H | W | 71-66 | 11-30-05 | H | W | 84-74 | | | | |
| 1-12-52 | A | L | 36-71 | 2-5-86 | ***H | L | 54-64 | LEWIS (NU TRAILS 0-1) | | | | Totals | | | 445-464 | | | | |
| 3-1-52 | H | L | 60-75 | 3-1-86 | A | W | 64-60 | 1904-05 | L | | 32-61 | MARSHALL (NU TRAILS 0-1) | 3-13-67 | N | L | 88-119 | | | |
| 2-7-53 | H | W | 80-67 | 1-10-87 | A | L | 82-114 | LINCOLN HIGH (NU LEADS 1-0) | | | | MARSHFIELD (NU LEADS 1-0) | 2-19-1907 | A | W | 33-16 | | | |
| 3-10-53 | A | L | 80-108 | 2-14-87 | H | W | 78-76 | 1903-04 | W | | 49-26 | MARY (NU LEADS 1-0) | 2-9-11 | A | L | 36-37 (OT) | | | |
| 12-26-53 | *N | W | 78-74 | 3-6-87 | **N | L | 45-47 | LINCOLN YMCA (NU LEADS 10-4) | | | | 11-15-17 | A | W | 70-38 | | | | |
| 1-11-54 | H | W | 88-75 | 2-6-88 | H | L | 67-77 | 2-2-1897 | H | W | 11-8 | MARYLAND-BALTIMORE COUNTY (SERIES TIED 1-1) | 2-26-11 | H | W | 30-23 | | | |
| 2-6-54 | A | L | 70-91 | 3-2-88 | H | L | 67-77 | 2-23-1897 | H | W | 23-14 | 2-27-11 | H | L | 20-23 | | | | |
| 1-11-55 | H | W | 69-59 | 3-11-88 | **N | L | 70-75 | 1-8-1898 | H | L | 9-15 | 2-9-17 | H | L | 16-18 | | | | |
| 2-5-55 | A | L | 62-79 | 1-21-89 | H | L | 68-80 | 2-1-1898 | H | L | 13-20 | 2-10-17 | H | L | 7-18 | | | | |
| 12-30-55 | *N | L | 51-79 | 2-11-89 | A | L | 66-80 | 1899-00 | H | W | 39-7 | 2-8-18 | H | L | 9-22 | | | | |
| 2-6-56 | H | L | 52-66 | 2-3-90 | H | W | 74-71 | 1900-01 | H | W | 10-8 | 2-9-18 | H | L | 8-16 | | | | |
| 2-20-56 | A | L | 50-73 | 3-3-90 | A | L | 57-80 | 2-1-1902 | H | W | 32-30 | 2-14-19 | A | W | 28-26 | | | | |
| 2-4-57 | A | L | 53-89 | 1-5-91 | A | W | 74-69 | 12-18-1902 | H | W | 25-18 | 2-15-19 | A | W | 21-14 | | | | |
| 2-18-57 | H | L | 56-81 | 2-23-91 | H | W | 85-78 | 1-24-1903 | H | L | 24-35 | 1-13-22 | H | L | 31-46 | | | | |
| 12-28-57 | *N | L | 57-88 | 2-8-92 | A | L | 66-70 | 2-20-1903 | H | W | 33-20 | 2-24-22 | A | L | 16-55 | | | | |
| 1-11-58 | A | L | 59-74 | 3-4-92 | H | W | 91-62 | 1903-1904 | W | | Score NA | 1-22-23 | A | L | 18-33 | | | | |
| 3-3-58 | H | W | 55-48 | 1-23-93 | H | L | 64-66 | 1903-1904 | W | | Score NA | 1-4-08 | H | W | 86-50 | | | | |
| 2-2-59 | H | L | 43-50 | 2-13-93 | A | W | 80-59 | 1903-1904 | H | W | 31-12 | 1-3-09 | H | W | 88-56 | | | | |
| 3-9-59 | A | L | 54-76 | 3-12-93 | **N | L | 45-47 | 12-17-1908 | H | L | 16-34 | 1-2-10 | H | W | 74-60 | | | | |
| 12-29-59 | *N | L | 63-71 | 2-9-94 | A | W | 76-68 | Totals | | | 266-221 | Totals | | | 248-166 | | | | |
| 2-20-60 | H | W | 70-60 | 2-26-94 | H | W | 86-77 | LIPSCOMB (NU LEADS 2-0) | | | | MARSHFIELD (NU LEADS 1-0) | 2-27-25 | H | W | 24-21 | | | |
| 3-5-60 | A | L | 74-83 | 1-12-95 | H | W | 78-56 | 1-7-03 | H | W | 70-60 | 11-25-20 | H | W | 102-55 | | | | |
| 2-27-61 | H | L | 67-77 | 3-1-95 | A | L | 73-75 | 12-22-03 | H | W | 75-52 | MARYLAND-EASTERN SHORE (NU LEADS 3-0) | 2-19-26 | H | L | 24-26 | | | |
| 3-4-61 | A | L | 56-75 | 1-31-96 | A | L | 68-77 | Totals | | | 145-112 | 1-22-23 | A | L | 22-24 | | | | |
| 12-27-61 | *N | L | 48-60 | 3-3-96 | H | W | 70-66 | LONG BEACH STATE (NU LEADS 4-0) | | | | 2-24-23 | A | L | 22-39 | | | | |
| 2-3-62 | A | L | 53-72 | 1-15-97 | H | W | 87-77 (OT) | 12-6-74 | N | W | 67-55 | 1-5-24 | H | W | 24-18 | | | | |
| 3-7-62 | H | L | 60-84 | 2-10-97 | A | L | 53-61 | 1-9-95 | A | W | 82-71 | 2-8-24 | A | W | 31-11 | | | | |
| 1-12-63 | A | L | 53-66 | 1-28-98 | A | L | 49-72 | 1-6-96 | H | W | 69-68 | 2-21-25 | A | W | 25-20 | | | | |
| 2-2-63 | H | L | 60-72 | 2-7-98 | H | L | 63-69 | 11-26-17 | N | W | 85-80 | 2-27-25 | H | W | 24-21 | | | | |
| 12-26-63 | *N | L | 78-100 | 1-13-99 | H | W | 70-61 | Totals | | | 303-274 | 2-19-26 | H | L | 24-26 | | | | |
| 2-3-64 | H | L | 66-73 (OT) | 2-24-99 | A | L | 45-62 | LOUISIANA STATE (NU TRAILS 0-1) | | | | 3-5-26 | A | L | 22-24 | | | | |
| 2-17-64 | A | L | 48-50 | 1-8-00 | A | L | 79-97 | 12-22-51 | A | L | 79-86 | 1-15-27 | A | W | 35-23 | | | | |
| 2-9-65 | A | W | 62-57 | 1-29-00 | H | W | 81-72 | LOUISIANA STATE (NU TRAILS 0-1) | | | | 2-14-27 | H | W | 27-22 | | | | |
| 3-8-65 | H | L | 67-79 | 1-30-01 | A | W | 63-61 | LONGWOOD (NU LEADS 1-0) | | | | 12-17-27 | A | L | 15-36 | | | | |
| 1-15-66 | A | W | 82-71 | 2-14-01 | H | W | 82-56 | 1904-05 | W | | 37-19 | 1-7-28 | H | W | 36-26 | | | | |
| 3-1-66 | H | W | 79-69 | 3-8-01 | **N | L | 58-62 | MARSHFIELD (NU LEADS 1-0) | | | | 1-12-29 | H | L | 25-30 | | | | |
| 12-27-66 | *N | L | 81-98 | 2-9-02 | H | W | 99-82 | MARY (NU LEADS 1-0) | | | | 2-25-29 | A | W | 39-33 | | | | |
| 2-4-67 | A | W | 67-59 | 3-2-02 | A | L | 58-67 | 1-7-83 | H | W | 94-57 | 1-18-30 | A | L | 21-27 | | | | |
| 2-25-67 | H | W | 79-71 | 1-22-03 | A | L | 53-77 | MASSACHUSETTS (NU TRAILS 1-0) | | | | 2-15-30 | H | W | 34-31 | | | | |
| 12-30-67 | *N | W | 66-62 | 2-25-03 | H | W | 68-61 | 12-21-13 | N | L | 90-96 | 1-10-31 | H | W | 42-32 | | | | |
| | | | | | | | | | | | | 2-7-31 | A | L | 20-33 | | | | |

OPPONENTS

N 2022-23 NEBRASKA BASKETBALL

SERIES RESULTS VS. NON-CONFERENCE OPPONENTS



Jason Dourisseau was a two-year starter for the Huskers and helped the Huskers to a pair of NIT appearances during his career.



Walter Pitchford helped the Huskers to 19 wins and a berth in the 2014 NCAA Tournament, the school's first since 1998.



Isaac Copeland helped Nebraska to consecutive postseason appearances in 2018 and 2019.

| | | | | | | | | | | | |
|----------|----|---|-------------|----------|-----|---|------------|--|-----|---|---------------|
| 1-16-32 | A | L | 18-30 | 2-28-67 | A | W | 80-73 | 1-24-04 | A | L | 51-72 |
| 2-26-32 | H | L | 28-32 | 1-13-68 | H | W | 75-66 | 2-7-04 | H | W | 78-62 |
| 1-7-33 | A | L | 33-37 | 3-7-68 | A | L | 70-91 | 1-22-05 | A | L | 70-80 |
| 2-25-33 | H | L | 31-39 | 12-30-68 | *N | W | 76-70 | 2-19-05 | H | L | 53-56 |
| 1-13-34 | A | L | 26-36 | 2-1-69 | H | W | 87-71 | 3-10-05 | **N | L | 67-70 |
| 2-9-34 | H | W | 34-27 | 2-11-69 | A | L | 60-79 | 1-28-06 | H | W | 65-52 |
| 1-19-35 | A | L | 31-32 | 2-14-70 | H | W | 60-48 | 3-5-06 | A | L | 63-64 |
| 2-4-35 | H | L | 21-23 | 2-28-70 | A | L | 63-80 | 3-9-06 | **N | W | 71-64 |
| 1-10-36 | H | W | 31-26 | 2-13-71 | H | W | 81-72 | 2-3-07 | A | W | 66-61 |
| 2-8-36 | A | W | 43-33 | 2-27-71 | A | L | 65-77 | 2-24-07 | H | W | 82-77 (OT) |
| 1-9-37 | A | W | 31-22 | 12-27-71 | *N | L | 64-76 | 1-30-08 | A | W | 66-62 |
| 2-19-37 | H | W | 50-21 | 2-15-72 | A | L | 65-80 | 2-13-08 | H | L | 78-86 (OT) |
| 1-14-38 | H | L | 18-27 | 3-4-72 | H | L | 54-61 | 3-13-08 | **N | W | 61-56 |
| 2-12-38 | A | L | 30-38 | 1-27-73 | H | L | 65-78 | 1-10-09 | H | W | 56-51 |
| 1-21-39 | A | L | 41-54 | 3-10-73 | A | L | 70-86 | 2-14-09 | A | L | 47-70 |
| 2-18-39 | H | L | 36-46 | 2-9-74 | H | W | 75-58 | 1-23-10 | H | L | 53-70 |
| 1-13-40 | A | L | 33-46 | 2-16-74 | A | W | 88-87 | 2-20-10 | A | L | 59-74 |
| 2-3-40 | H | L | 40-41 | 2-1-75 | A | L | 74-88 | 3-10-10 | **N | W | 74-60 |
| 1-20-41 | H | W | 40-29 | 2-22-75 | H | W | 80-77 | 1-12-11 | A | L | 69-77 |
| 2-15-41 | A | W | 38-36 | 1-31-76 | H | L | 57-62 | 3-1-11 | H | W | 69-58 |
| 1-12-42 | H | W | 51-45 | 2-21-76 | A | L | 84-95 (OT) | Totals | | | 12,260-12,905 |
| 2-28-42 | A | W | 41-40 | 1-22-77 | A | L | 63-76 | * at Kansas City | | | |
| 1-16-43 | A | W | 39-36 | 2-12-77 | H | W | 60-58 | ** Phillips 66 Big Eight/Big 12 Championship | | | |
| 2-20-43 | H | W | 56-50 | 1-21-78 | H | W | 56-55 | MISSOURI-ST. LOUIS | | | |
| 2-5-44 | H | L | 32-36 (OT) | 2-11-78 | A | L | 52-74 | (NU LEADS 1-0) | | | |
| 2-12-44 | A | L | 29-44 | 3-3-78 | **N | L | 58-61 | 12-27-86 | H | W | 89-63 |
| 2-3-45 | H | L | 41-47 | 12-28-78 | *N | W | 58-56 (OT) | MISSOURI SOUTHERN | | | |
| 2-17-45 | A | L | 54-55 (2OT) | 1-20-79 | A | L | 60-76 | (NU LEADS 1-0) | | | |
| 12-14-45 | *N | L | 54-63 | 1-12-80 | H | L | 63-84 | 12-2-77 | H | W | 61-54 |
| 1-18-46 | A | W | 44-42 | 2-2-80 | A | L | 60-73 | MISSOURI STATE (NU LEADS 2-0) | | | |
| 2-25-46 | H | W | 42-39 | 1-24-81 | H | W | 66-53 | 1-15-83 | H | W | 98-46 |
| 1-18-47 | A | L | 41-47 | 2-21-81 | A | L | 45-55 | 11-19-18 | N | W | 85-62 |
| 2-22-47 | H | L | 49-60 | 1-16-82 | H | L | 42-44 | Totals | | | 183-108 |
| 12-18-47 | *N | W | 46-44 | 2-6-82 | A | W | 67-51 | MISSOURI WESTERN | | | |
| 1-12-48 | H | L | 54-66 | 3-5-82 | **N | L | 53-58 | (NU LEADS 1-0) | | | |
| 2-14-48 | A | L | 41-47 | 1-29-83 | A | L | 56-79 | 12-20-82 | H | W | 93-43 |
| 12-29-48 | *N | L | 50-52 | 2-26-83 | H | L | 51-54 | MONMOUTH (NU LEADS 1-0) | | | |
| 2-21-49 | H | W | 47-46 | 3-11-83 | **N | L | 63-69 | 12-4-99 | H | W | 63-47 |
| 3-7-49 | A | W | 52-48 | 1-21-84 | H | L | 48-50 | MONTANA (NU LEADS 3-2) | | | |
| 2-6-50 | H | W | 50-41 | 2-11-84 | A | W | 61-56 (OT) | 12-19-36 | H | W | 53-39 |
| 2-20-50 | A | W | 55-48 | 1-26-85 | H | W | 74-66 | 12-6-58 | H | W | 75-43 |
| 12-28-50 | *N | W | 54-52 | 2-23-85 | A | L | 50-69 | 12-23-59 | A | L | 58-64 |
| 2-19-51 | H | W | 54-52 | 1-18-86 | H | L | 67-68 | 12-23-80 | H | W | 69-46 |
| 3-7-51 | A | L | 57-68 | 2-8-86 | A | W | 75-66 | 11-29-82 | A | L | 51-61 |
| 2-2-52 | H | L | 55-60 | 1-28-87 | H | L | 71-87 | Totals | | | 306-253 |
| 3-3-52 | A | L | 53-68 | 2-18-87 | A | L | 64-80 | MONTANA STATE (NU LEADS 4-1) | | | |
| 1-19-53 | H | W | 73-62 | 1-16-88 | H | W | 70-68 | 1-11-30 | H | L | 30-61 |
| 2-21-53 | A | L | 59-66 | 2-11-88 | A | L | 67-92 | 12-23-77 | H | W | 104-60 |
| 12-30-53 | *N | L | 57-72 | 1-28-89 | H | L | 72-89 | 12-3-84 | H | W | 86-65 |
| 1-18-54 | H | W | 80-72 | 2-19-89 | A | L | 63-79 | 12-14-85 | A | W | 76-59 |
| 3-1-54 | A | L | 67-82 | 3-10-89 | **N | L | 70-98 | 1-2-05 | H | W | 78-45 |
| 12-27-54 | *N | L | 58-75 | 1-13-90 | H | L | 95-111 | Totals | | | 374-290 |
| 1-8-55 | A | L | 59-67 | 2-10-90 | A | L | 85-107 | MOREHEAD STATE | | | |
| 2-14-55 | H | L | 73-76 | 1-30-91 | H | W | 89-75 | (NU LEADS 2-0) | | | |
| 12-28-55 | *N | L | 66-71 | 2-20-91 | A | L | 71-91 | 12-29-88 | N | W | 81-77 |
| 1-16-56 | H | W | 83-77 | 3-10-91 | **N | L | 82-90 | 12-2-94 | H | W | 96-55 |
| 3-5-56 | A | L | 80-88 | 1-18-92 | H | L | 73-83 | Totals | | | 177-132 |
| 12-28-56 | *N | W | 70-65 | 2-17-92 | A | L | 61-87 | MORGAN STATE (NU LEADS 1-0) | | | |
| 1-19-57 | A | W | 84-65 | 1-30-93 | H | W | 88-87 (OT) | 12-6-04 | H | W | 64-34 |
| 2-11-57 | H | W | 53-49 | 2-21-93 | A | W | 76-75 | MORNINGSIDE (NU LEADS 7-0) | | | |
| 1-6-58 | A | L | 54-55 | 1-24-94 | H | L | 73-89 | 1903-04 | | W | 57-27 |
| 2-12-58 | H | W | 67-62 (OT) | 3-5-94 | A | L | 78-80 | 1-26-11 | A | W | 23-19 |
| 1-12-59 | H | W | 81-69 | 3-12-94 | **N | W | 98-91 | 1-27-12 | A | W | 62-10 |
| 3-2-59 | A | W | 81-79 | 1-7-95 | H | L | 74-82 | 12-17-19 | H | W | 37-14 |
| 12-30-59 | *N | W | 78-67 | 2-22-95 | A | W | 78-75 | 12-18-19 | H | W | 39-9 |
| 1-11-60 | A | L | 61-69 | 1-24-96 | H | W | 76-58 | 2-24-20 | A | W | 44-12 |
| 2-1-60 | H | W | 64-59 | 2-7-96 | A | L | 98-99 | 2-25-20 | A | W | 50-13 |
| 12-29-60 | *N | W | 90-72 | 1-18-97 | H | W | 76-53 | Totals | | | 312-104 |
| 1-7-61 | H | W | 62-48 | 1-22-97 | A | L | 74-75 | MORRISON (NU TRAILS 0-1) | | | |
| 3-6-61 | A | L | 76-97 | 3-6-97 | **N | L | 72-78 | 3-5-1908 | A | L | 19-23 |
| 2-17-62 | A | W | 65-63 | 2-4-98 | A | L | 76-81 (OT) | MUSCATINE (NU TRAILS 0-1) | | | |
| 2-24-62 | H | L | 63-81 | 2-18-98 | H | W | 67-66 (OT) | 1-11-1908 | H | L | 21-39 |
| 2-9-63 | H | L | 61-69 | 1-2-99 | A | L | 57-80 | MURRAY STATE (NU TRAILS 0-2) | | | |
| 3-6-63 | A | L | 72-84 | 2-6-99 | H | W | 69-61 | 11-25-90 | N | L | 79-81 |
| 1-11-64 | H | W | 74-69 (OT) | 2-5-00 | H | L | 78-84 | 12-30-00 | H | L | 71-79 |
| 2-1-64 | A | L | 60-78 | 3-1-00 | A | L | 72-86 | Totals | | | 150-160 |
| 2-15-65 | H | L | 74-92 | 1-6-01 | A | L | 66-68 | | | | |
| 3-2-65 | A | L | 66-84 | 1-24-01 | H | W | 85-79 | | | | |
| 12-27-65 | *N | W | 69-67 (OT) | 1-5-02 | A | L | 53-60 | | | | |
| 1-8-66 | H | W | 82-60 | 2-13-02 | H | L | 71-87 | | | | |
| 2-19-66 | A | W | 71-53 | 1-29-03 | H | L | 56-63 | | | | |
| 1-28-67 | H | W | 99-82 | 2-18-03 | A | L | 50-67 | | | | |
| | | | | 3-13-03 | **N | L | 61-70 | | | | |



NATTC (NU TRAILS 0-1)

| | | | |
|--|---|---|--------|
| 1-15-45 | A | L | 34-57 |
| NAVY PRE-FLIGHT (NU TRAILS 0-2) | | | |
| 1-30-45 | H | L | 42-62 |
| 2-20-45 | A | L | 41-55 |
| Totals | | | 83-117 |

NEBRASKA WESLEYAN (NU LEADS 20-6)

| | | | |
|------------|---|---|---------|
| 12-13-1898 | H | W | 37-5 |
| 2-2-1899 | A | W | 57-3 |
| 1899-00 | H | W | 42-9 |
| 1-18-1902 | H | W | 63-14 |
| 1903-04 | | W | 47-10 |
| 1903-04 | | L | 31-32 |
| 1903-04 | | W | 25-9 |
| 1904-05 | | W | 32-31 |
| 1904-05 | | W | 57-23 |
| 1-11-1907 | A | W | 38-26 |
| 3-25-1907 | H | W | 59-11 |
| 12-18-1907 | A | W | 33-19 |
| 3-8-1909 | A | L | 32-62 |
| 1-14-11 | H | W | 42-26 |
| 1-18-13 | H | W | 39-26 |
| 2-7-13 | A | W | 27-20 |
| 1-23-14 | H | W | 29-20 |
| 1-24-14 | H | L | 18-24 |
| 2-5-15 | A | W | 13-9 |
| 3-3-15 | H | L | 15-39 |
| 2-18-16 | A | L | 19-23 |
| 1916-17 | | W | 27-14 |
| 1916-17 | | L | 15-18 |
| 1917-18 | A | W | 18-10 |
| 1917-18 | H | W | 24-14 |
| 1922-23 | H | W | 24-22 |
| Totals | | | 863-519 |

NEVADA (NU LEADS 3-2)

| | | | |
|----------|---|---|---------|
| 12-30-47 | A | L | 58-63 |
| 12-14-70 | H | W | 116-71 |
| 12-12-77 | H | W | 67-50 |
| 3-18-97 | A | W | 78-68 |
| 11-26-20 | H | L | 66-69 |
| Totals | | | 385-321 |

NEW MEXICO (NU TRAILS 0-1)

| | | | |
|---------|---|---|-------|
| 3-17-09 | A | L | 71-83 |
|---------|---|---|-------|

NEW MEXICO STATE (TIED 1-1)

| | | | |
|----------|---|---|---------|
| 12-20-75 | A | W | 79-75 |
| 3-19-93 | N | L | 79-93 |
| Totals | | | 158-168 |

NEW ORLEANS (NU LEADS 1-0)

| | | | |
|----------|---|---|-------|
| 11-22-97 | H | W | 81-66 |
|----------|---|---|-------|

NIAGARA (NU LEADS 2-0)

| | | | |
|---------|---|---|---------|
| 1-1-38 | A | W | 43-37 |
| 3-19-04 | H | W | 78-70 |
| Totals | | | 121-107 |

NICHOLLS STATE (NU LEADS 1-0)

| | | | |
|----------|---|---|-------|
| 12-29-12 | H | W | 68-59 |
|----------|---|---|-------|

NORFOLK STATE (NU LEADS 1-0)

| | | | |
|----------|---|---|-------|
| 11-20-07 | H | W | 83-48 |
|----------|---|---|-------|

NORTH CAROLINA (NU TRAILS 0-1)

| | | | |
|--------|---|---|-------|
| 1-6-73 | N | L | 62-79 |
|--------|---|---|-------|

NORTH CAROLINA A&T (NU LEADS 4-0)

| | | | |
|----------|---|---|---------|
| 11-28-98 | H | W | 65-47 |
| 11-20-01 | H | W | 69-57 |
| 12-18-04 | H | W | 71-49 |
| 12-19-05 | H | W | 107-57 |
| Totals | | | 312-210 |

NORTH CAROLINA CENTRAL (NU LEADS 1-0)

| | | | |
|----------|---|---|-------|
| 12-22-07 | H | W | 71-28 |
|----------|---|---|-------|

NC STATE (NU TRAILS 0-1)

| | | | |
|---------|---|---|--------------|
| 12-1-21 | A | L | 100-104 (OT) |
|---------|---|---|--------------|

NORTH DAKOTA (NU LEADS 3-2)

| | | | |
|----------|---|---|---------|
| 12-29-33 | A | L | 22-50 |
| 12-22-34 | H | W | 34-21 |
| 1-3-11 | H | W | 77-46 |
| 11-19-17 | H | W | 92-70 |
| 12-21-19 | H | L | 74-75 |
| Totals | | | 299-262 |

NORTH DAKOTA STATE (NU LEADS 1-0)

| | | | |
|----------|---|---|--------|
| 12-30-33 | A | W | 32-29 |
| 11-28-20 | H | W | 79-57 |
| Totals | | | 111-86 |

NORTH TEXAS (NU LEADS 5-0)

| | | | |
|----------|---|---|---------|
| 11-24-72 | H | W | 64-46 |
| 12-10-74 | A | W | 69-56 |
| 12-2-88 | H | W | 90-84 |
| 11-29-06 | H | W | 76-57 |
| 11-13-17 | H | W | 86-67 |
| Totals | | | 385-310 |

NE LOUISIANA (NU LEADS 1-0)

| | | | |
|----------|---|---|-------|
| 11-25-94 | H | W | 99-77 |
|----------|---|---|-------|

NE MISSOURI STATE (NU LEADS 3-0)

| | | | |
|----------|---|---|---------|
| 12-14-73 | H | W | 67-54 |
| 12-7-83 | H | W | 82-61 |
| 1-11-86 | H | W | 99-56 |
| Totals | | | 248-171 |

NORTHEASTERN ILLINOIS (NU LEADS 2-0)

| | | | |
|----------|---|---|---------|
| 12-21-94 | H | W | 101-60 |
| 12-18-95 | H | W | 94-76 |
| Totals | | | 195-136 |

NORTHERN COLORADO (NU LEADS 3-0)

| | | | |
|----------|---|---|---------|
| 1-2-48 | A | W | 58-54 |
| 12-19-49 | H | W | 63-43 |
| 1-3-06 | H | W | 60-50 |
| Totals | | | 241-147 |

NORTHERN ILLINOIS (NU LEADS 3-1)

| | | | |
|----------|---|---|---------|
| 1-12-89 | H | W | 71-56 |
| 12-5-89 | A | L | 56-65 |
| 2-18-91 | H | W | 82-73 |
| 11-30-13 | H | W | 63-58 |
| Totals | | | 272-252 |

NORTHERN IOWA (NU LEADS 13-1)

| | | | |
|----------|---|---|------------|
| 12-11-48 | H | W | 63-52 |
| 12-14-49 | H | W | 60-54 |
| 12-19-50 | H | W | 63-55 |
| 12-1-51 | H | W | 60-44 |
| 12-1-60 | H | W | 78-68 |
| 12-10-62 | H | W | 78-59 |
| 12-7-70 | H | W | 95-71 |
| 12-20-73 | H | W | 73-55 |
| 12-29-81 | A | W | 53-42 |
| 12-17-83 | H | W | 90-64 |
| 12-31-93 | H | W | 70-63 |
| 12-22-94 | A | W | 95-88 (OT) |
| 12-16-95 | H | L | 104-109 |
| 2-13-97 | A | W | 77-69 |
| Totals | | | 1,056-893 |

NORTHERN KENTUCKY (NU LEADS 1-0)

| | | | |
|----------|---|---|-------|
| 11-16-14 | H | W | 80-61 |
|----------|---|---|-------|

NORTHERN MICHIGAN (NU LEADS 1-0)

| | | | |
|----------|---|---|-------|
| 12-15-69 | H | W | 92-68 |
|----------|---|---|-------|

NW MISSOURI STATE (NU LEADS 10-0)

| | | | |
|----------|---|---|-------|
| 12-1-48 | H | W | 59-39 |
| 12-7-49 | H | W | 58-39 |
| 12-4-50 | H | W | 61-39 |
| 12-11-51 | H | W | 59-43 |
| 1-21-55 | H | W | 74-54 |
| 12-1-58 | H | W | 85-44 |
| 12-13-76 | H | W | 88-53 |

| | | | |
|----------|---|---|---------|
| 12-20-80 | H | W | 79-59 |
| 1-7-84 | H | W | 93-67 |
| 1-5-87 | H | W | 105-64 |
| Totals | | | 761-501 |

NOTRE DAME (NU LEADS 5-2)

| | | | |
|----------|---|---|---------|
| 2-20-20 | A | W | 25-18 |
| 2-21-20 | H | W | 31-15 |
| 2-18-21 | H | W | 25-18 |
| 2-19-21 | H | W | 39-21 |
| 12-9-57 | A | L | 56-69 |
| 12-14-59 | H | L | 62-70 |
| 12-11-61 | H | W | 65-61 |
| Totals | | | 303-262 |

OHIO (NU LEADS 4-0)

| | | | |
|----------|---|---|---------|
| 12-19-57 | H | W | 61-53 |
| 12-16-61 | H | W | 81-64 |
| 12-3-93 | H | W | 94-68 |
| 12-25-14 | N | W | 71-58 |
| Totals | | | 307-243 |

OKLAHOMA (NU TRAILS 83-104)

| | | | |
|----------|-----|---|-------------|
| 1-31-21 | H | W | 34-20 |
| 2-1-21 | H | W | 28-15 |
| 1-27-22 | A | L | 21-29 |
| 2-22-22 | H | W | 39-34 |
| 1922-23 | H | W | 25-19 |
| 1922-23 | A | L | 25-31 |
| 1923-24 | H | W | 35-21 |
| 1923-24 | A | L | 20-32 |
| 1-10-25 | A | W | 23-18 |
| 2-7-25 | H | W | 31-17 |
| 1926-27 | A | W | 37-29 |
| 1926-27 | H | W | 36-26 |
| 2-25-28 | H | L | 36-38 |
| 3-3-28 | A | L | 28-43 |
| 1-26-29 | A | L | 20-29 |
| 2-11-29 | H | L | 34-39 |
| 1-20-30 | H | W | 35-20 |
| 2-8-30 | A | W | 47-37 |
| 1-17-31 | A | W | 36-30 |
| 2-28-31 | H | W | 41-30 |
| 1-23-32 | H | L | 34-37 |
| 2-13-32 | A | L | 32-46 |
| 2-11-33 | A | L | 35-39 |
| 3-4-33 | H | L | 27-38 |
| 1-27-34 | H | L | 36-44 |
| 2-17-34 | A | L | 23-53 |
| 2-9-35 | A | L | 32-38 |
| 2-18-35 | H | W | 32-24 |
| 1-18-36 | A | W | 40-33 |
| 2-24-36 | H | W | 55-28 |
| 1-18-37 | H | L | 31-34 |
| 2-12-37 | A | W | 33-29 |
| 2-5-38 | A | L | 48-50 |
| 2-9-38 | H | W | 52-42 |
| 1-28-39 | A | L | 39-56 |
| 3-4-39 | H | L | 45-53 |
| 1-27-40 | H | L | 41-56 |
| 1-10-41 | H | L | 29-40 |
| 2-22-41 | A | W | 43-42 |
| 2-16-42 | A | L | 29-37 |
| 2-21-42 | H | L | 41-46 |
| 1-30-43 | H | L | 32-56 |
| 3-1-43 | A | L | 48-65 |
| 1-17-44 | A | L | 35-45 |
| 2-26-44 | H | L | 32-43 |
| 1-3-45 | H | L | 37-44 |
| 1-13-45 | A | L | 45-48 |
| 1-7-46 | A | L | 48-70 |
| 2-11-46 | H | L | 44-51 |
| 12-14-46 | *N | L | 52-63 |
| 1-6-47 | H | W | 44-41 |
| 2-17-47 | A | L | 49-63 |
| 12-19-47 | *N | L | 46-47 |
| 2-9-48 | A | L | 57-79 |
| 3-1-48 | H | L | 74-81 |
| 2-14-49 | A | L | 45-47 |
| 3-5-49 | H | L | 49-56 |
| 3-14-49 | **N | W | 57-56 |
| 2-13-50 | A | W | 57-55 |
| 3-4-50 | H | L | 48-64 |
| 2-12-51 | A | L | 49-72 |
| 3-3-51 | H | W | 46-44 |
| 2-9-52 | H | W | 67-66 |
| 2-18-52 | A | L | 59-65 |
| 2-16-53 | A | W | 59-53 |
| 2-28-53 | H | L | 70-78 |
| 12-29-53 | *N | L | 70-86 |
| 1-9-54 | H | W | 76-72 |
| 2-15-54 | A | L | 68-76 |
| 2-12-55 | H | W | 75-67 |
| 2-21-55 | A | L | 76-78 |
| 2-13-56 | A | W | 68-61 (OT) |
| 3-3-56 | H | W | 64-63 (OT) |
| 2-25-57 | A | L | 53-55 |
| 3-6-57 | H | W | 64-55 |
| 1-13-58 | H | W | 57-54 |
| 2-10-58 | A | L | 39-66 |
| 12-30-58 | *N | W | 60-43 |
| 2-9-59 | A | L | 48-54 |
| 3-5-59 | H | L | 54-65 |
| 2-8-60 | A | L | 54-63 |
| 2-22-60 | H | L | 49-50 |
| 2-6-61 | A | L | 58-69 |
| 2-20-61 | H | W | 83-61 |
| 1-10-62 | H | W | 57-56 |
| 3-5-62 | A | W | 71-69 (OT) |
| 12-29-62 | *N | W | 93-86 |
| 2-18-63 | A | L | 77-84 |
| 3-2-63 | H | L | 75-77 |
| 12-28-63 | *N | L | 66-75 |
| 2-8-64 | H | W | 76-69 (2OT) |
| 3-2-64 | A | L | 76-82 |
| 1-11-65 | A | L | 82-89 |
| 2-27-65 | H | W | 67-63 |
| 12-26-65 | *N | W | 92-79 |
| 1-22-66 | H | W | 86-78 |
| 2-7-66 | A | W | 85-81 |
| 1-9-67 | A | L | 87-99 |
| 1-26-67 | H | W | 97-78 |
| 12-28-67 | *N | W | 75-65 |
| 1-27-68 | H | W | 110-90 |
| 2-5-68 | A | W | 89-83 |
| 12-28-68 | *N | W | 70-47 |
| 2-3-69 | H | W | 90-83 |
| 3-8-69 | A | W | 70-64 |
| 1-31-70 | A | W | 70-60 |
| 2-23-70 | H | W | 79-66 |
| 2-1-71 | A | L | 67-79 |
| 2-22-71 | H | L | 56-65 |
| 12-30-71 | *N | W | 84-68 |
| 1-10-72 | H | W | 77-70 |
| 2-7-72 | A | L | 70-72 |
| 1-15-73 | H | W | 74-67 |
| 2-17-73 | A | L | 59-67 |
| 1-19-74 | H | W | 63-58 |
| 1-28-74 | A | L | 63-85 |
| 12-26-74 | *N | W | 75-64 |
| 1-22-75 | A | W | 68-61 |
| 2-12-75 | H | L | 57-65 (OT) |
| 12-29-75 | *N | W | 75-53 |
| 1-21-76 | H | W | 68-67 |
| 2-11-76 | A | L | 60-65 |
| 12-30-76 | *N | W | 66-56 |
| 1-19-77 | H | L | 58-65 |
| 2-16-77 | A | L | 62-72 |
| 12-30-77 | | | |



Table with 3 columns: Date, Home/Away, Score. Rows include games from 2-5-66 to 2-12-03.

Table with 3 columns: Date, Home/Away, Score. Rows include games from 2-21-04 to 12-13-08.

Table with 3 columns: Date, Home/Away, Score. Rows include games from 12-12-09 to 12-28-29.

Table with 3 columns: Date, Home/Away, Score. Rows include games from 2-12-30 to 2-18-14.

Table with 3 columns: Date, Home/Away, Score. Rows include games from 1916-17 to 12-3-49.

OPPONENTS



| | | | |
|----------|---|---|---------|
| 12-2-57 | H | W | 64-52 |
| 11-30-74 | H | W | 87-72 |
| 11-30-79 | H | W | 100-83 |
| 12-7-81 | H | W | 70-51 |
| 12-8-05 | H | W | 76-67 |
| 11-26-11 | H | W | 76-64 |
| 11-15-19 | H | W | 90-73 |
| Totals | | | 860-686 |

SOUTH FLORIDA (NU LEADS 2-1)

| | | | |
|----------|---|---|---------|
| 12-5-02 | A | L | 60-65 |
| 12-6-03 | H | W | 75-52 |
| 11-27-19 | N | W | 74-67 |
| Totals | | | 209-184 |

SOUTHEASTERN LOUISIANA (NU LEADS 3-0)

| | | | |
|----------|---|---|---------|
| 1-5-10 | H | W | 77-59 |
| 11-22-15 | H | W | 92-65 |
| 11-11-18 | H | W | 87-35 |
| Totals | | | 256-159 |

SOUTHERN (NU LEADS 4-0)

| | | | |
|----------|---|---|------------|
| 11-11-12 | H | W | 66-55 |
| 12-20-16 | H | W | 81-76 |
| 12-22-19 | H | W | 93-86 (OT) |
| 11-21-21 | H | W | 82-59 |
| Totals | | | 322-276 |

SOUTHERN COLORADO (NU LEADS 1-0)

| | | | |
|----------|---|---|-------|
| 11-29-84 | H | W | 89-67 |
|----------|---|---|-------|

SOUTHERN ILLINOIS (NU LEADS 2-0)

| | | | |
|----------|---|---|---------|
| 11-26-85 | H | W | 85-50 |
| 12-10-86 | A | W | 87-85 |
| Totals | | | 172-135 |

SOUTHERN MISS (NU TRAILS 0-2)

| | | | |
|----------|---|---|---------|
| 3-24-87 | N | L | 75-82 |
| 11-26-99 | N | L | 48-75 |
| Totals | | | 123-157 |

SOUTHERN UTAH (NU LEADS 4-1)

| | | | |
|----------|---|---|-------------|
| 11-30-91 | A | W | 106-101 |
| 1-5-93 | H | W | 100-85 |
| 1-5-94 | H | W | 89-85 |
| 12-29-09 | H | W | 94-61 |
| 11-9-19 | H | L | 78-79 (2ot) |
| Totals | | | 467-411 |

SOUTHEAST MISSOURI STATE (NU LEADS 2-0)

| | | | |
|----------|---|---|---------|
| 1-15-83 | H | W | 98-46 |
| 11-27-05 | H | W | 69-54 |
| Totals | | | 167-100 |

SOUTHWEST MINNESOTA STATE (NU LEADS 1-0)

| | | | |
|----------|---|---|-------|
| 12-29-18 | H | W | 79-38 |
|----------|---|---|-------|

SPRINGFIELD (MASS.) (NU LEADS 1-0)

| | | | |
|----------|---|---|-------|
| 12-17-52 | H | W | 82-73 |
|----------|---|---|-------|

STANFORD (NU TRAILS 3-6)

| | | | |
|----------|---|---|---------|
| 1-3-33 | H | L | 17-21 |
| 1-2-35 | H | L | 31-34 |
| 1-4-36 | A | L | 39-42 |
| 1-3-39 | A | L | 47-56 |
| 12-20-39 | H | W | 48-47 |
| 12-27-40 | A | L | 46-57 |
| 12-27-47 | A | W | 51-47 |
| 12-23-61 | A | L | 59-72 |
| 12-20-65 | H | W | 71-67 |
| Totals | | | 409-443 |

STETSON (NU LEADS 1-0)

| | | | |
|----------|---|---|-------|
| 12-29-17 | H | W | 71-62 |
|----------|---|---|-------|

STEVENS POINT A.C. (NU TRAILS 0-1)

| | | | |
|---------|---|---|-------|
| 1900-01 | A | L | 13-38 |
|---------|---|---|-------|

TAMPA (NU TRAILS 0-1)

| | | | |
|----------|---|---|-------|
| 12-21-51 | A | L | 76-81 |
|----------|---|---|-------|

TCU (NU LEADS 7-3)

| | | | |
|----------|---|---|------------|
| 12-20-51 | A | L | 57-58 (OT) |
| 12-11-70 | A | W | 69-64 |
| 12-11-72 | H | W | 72-58 |
| 3-24-83 | H | W | 67-57 |
| 3-15-99 | A | L | 89-101 |
| 11-19-08 | A | W | 62-50 |
| 11-21-09 | H | W | 90-77 |
| 12-11-10 | H | W | 70-56 |
| 12-10-11 | A | W | 69-57 |
| 3-24-19 | A | L | 72-88 |
| Totals | | | 719-666 |

TEMPLE (NU TRAILS 0-1)

| | | | |
|--------|---|---|-------|
| 1-1-37 | A | L | 27-43 |
|--------|---|---|-------|

TENNESSEE (NU LEADS 3-0)

| | | | |
|----------|---|---|---------|
| 12-13-03 | H | W | 77-62 |
| 12-30-04 | A | W | 62-61 |
| 11-28-15 | N | W | 82-71 |
| Totals | | | 221-194 |

UT-MARTIN (NU LEADS 1-0)

| | | | |
|----------|---|---|-------|
| 11-28-14 | H | W | 75-64 |
|----------|---|---|-------|

TENNESSEE STATE (NU LEADS 1-0)

| | | | |
|----------|---|---|-------|
| 11-23-21 | H | W | 79-73 |
|----------|---|---|-------|

TENNESSEE TECH (NU LEADS 1-0)

| | | | |
|----------|---|---|--------|
| 12-14-90 | H | W | 113-92 |
|----------|---|---|--------|

TEXAS (NU TRAILS 6-16)

| | | | |
|----------|----|---|-------------|
| 12-18-64 | A | L | 73-77 |
| 12-14-65 | H | W | 75-64 |
| 3-15-78 | *A | L | 48-67 |
| 11-28-93 | H | L | 75-78 |
| 1-4-95 | A | L | 74-102 |
| 1-3-96 | H | W | 85-69 |
| 11-23-96 | A | L | 81-83 (OT) |
| 2-16-97 | H | W | 79-67 |
| 1-21-98 | A | L | 91-105 |
| 1-10-99 | H | L | 76-89 |
| 1-25-00 | A | L | 55-82 |
| 1-13-01 | H | W | 80-67 |
| 1-19-02 | A | L | 66-77 |
| 2-15-03 | H | L | 63-75 |
| 1-17-04 | A | L | 61-63 |
| 1-15-05 | H | L | 53-63 |
| 2-11-06 | A | L | 59-78 |
| 1-24-07 | H | L | 61-62 |
| 3-4-08 | A | L | 66-70 |
| 2-7-09 | H | W | 58-55 |
| 2-2-10 | A | L | 51-91 |
| 2-19-11 | H | W | 70-67 |
| Totals | | | 1,500-1,651 |

*National Invitation Tournament

TEXAS A&M (NU LEADS 12-8)

| | | | |
|----------|---|---|-------------|
| 12-13-69 | N | W | 78-69 |
| 12-14-86 | A | L | 64-66 |
| 12-2-87 | H | W | 92-60 |
| 12-20-91 | H | W | 91-68 |
| 1-11-97 | H | W | 74-72 |
| 2-27-98 | A | W | 75-58 |
| 1-19-99 | H | W | 87-68 |
| 3-4-00 | A | L | 76-83 (OT) |
| 2-28-01 | H | W | 97-69 |
| 2-20-02 | A | W | 82-72 |
| 1-15-03 | H | L | 52-53 |
| 2-11-04 | A | W | 83-77 |
| 1-26-05 | H | W | 77-67 |
| 2-25-06 | A | L | 55-66 |
| 2-10-07 | H | L | 55-66 |
| 2-23-08 | A | W | 65-59 |
| 2-24-09 | H | L | 55-57 |
| 1-9-10 | A | L | 53-64 |
| 3-11-10 | N | L | 64-70* |
| 1-29-11 | H | W | 57-48 |
| Totals | | | 1,432-1,242 |

*Phillips 66 Big Eight/Big 12 Championship

TEXAS A&M - CORPUS CHRISTI (NU LEADS 1-0)

| | | | |
|----------|---|---|-------|
| 12-29-19 | H | W | 73-52 |
|----------|---|---|-------|

UT-ARLINGTON (NU LEADS 1-0)

| | | | |
|----------|---|---|--------|
| 12-21-92 | H | W | 116-95 |
|----------|---|---|--------|

TEXAS STATE (NU LEADS 1-0)

| | | | |
|---------|---|---|-------|
| 12-4-98 | H | W | 63-54 |
|---------|---|---|-------|

TEXAS-RIO GRANDE VALLEY (NU LEADS 1-0)

| | | | |
|----------|---|---|-------|
| 12-02-09 | H | W | 81-53 |
|----------|---|---|-------|

TEXAS SOUTHERN (NU LEADS 1-0)

| | | | |
|----------|---|---|-------|
| 11-27-04 | H | W | 78-58 |
|----------|---|---|-------|

TEXAS-SAN ANTONIO (NU LEADS 6-0)

| | | | |
|----------|---|---|---------|
| 11-27-93 | H | W | 96-85 |
| 12-3-96 | H | W | 79-76 |
| 11-29-97 | H | W | 68-59 |
| 11-28-01 | H | W | 81-63 |
| 12-1-02 | H | W | 69-53 |
| 12-20-17 | H | W | 104-94 |
| Totals | | | 497-430 |

TEXAS TECH (NU LEADS 16-11)

| | | | |
|----------|----|---|-------------|
| 12-9-55 | H | W | 69-63 (OT) |
| 12-20-56 | A | W | 67-66 |
| 12-15-58 | H | W | 54-46 |
| 12-1-62 | A | W | 68-66 |
| 12-9-63 | H | L | 60-76 |
| 12-20-64 | A | L | 78-82 |
| 11-29-83 | H | L | 45-59 |
| 12-15-84 | A | W | 79-74 (OT) |
| 12-11-88 | A | W | 71-69 |
| 12-9-89 | H | W | 76-69 |
| 2-8-97 | A | L | 74-87** |
| 2-25-98 | H | W | 82-65 |
| 2-20-99 | A | L | 68-73 |
| 3-4-99 | *N | W | 69-50 |
| 1-19-00 | H | W | 70-67 |
| 2-21-01 | A | L | 64-65 |
| 1-30-02 | H | W | 80-69 |
| 2-5-03 | A | L | 49-75 |
| 2-24-04 | H | W | 72-44 |
| 1-29-05 | A | L | 68-84 |
| 2-18-06 | H | L | 64-70 |
| 2-6-07 | A | W | 61-59 |
| 2-9-08 | H | W | 73-62 |
| 1-31-09 | A | W | 82-69 |
| 2-27-10 | H | W | 83-79 (2OT) |
| 1-22-11 | A | L | 71-72 |
| 11-20-18 | N | L | 52-70 |
| Totals | | | 1,782-1,654 |

*Phillips 66 Big 12 Championship

**Texas Tech later forfeited game

TOLEDO (NU LEADS 3-0)

| | | | |
|----------|---|---|---------|
| 12-8-90 | H | W | 105-68 |
| 1-2-92 | A | W | 57-52 |
| 11-24-95 | N | W | 72-59 |
| Totals | | | 234-179 |

TOPEKA YMCA (SERIES TIED 1-1)

| | | | |
|-----------|---|---|-------|
| 3-3-1902 | A | L | 36-52 |
| 3-22-1902 | H | W | 27-13 |
| Totals | | | 63-65 |

TULANE (NU LEADS 3-0)

| | | | |
|----------|---|---|---------|
| 3-17-83 | H | W | 72-65 |
| 3-26-96 | N | W | 90-78 |
| 11-21-11 | H | W | 61-57 |
| Totals | | | 223-200 |

TULSA (NU TRAILS 1-2)

| | | | |
|----------|---|---|---------|
| 12-1-97 | A | L | 68-85 |
| 12-1-98 | H | L | 49-52 |
| 12-22-09 | N | W | 74-70 |
| Totals | | | 191-207 |

UAB (NU TRAILS 2-3)

| | | | |
|----------|---|---|-------------|
| 11-24-78 | A | W | 64-55 |
| 12-22-79 | H | W | 92-84 (4OT) |
| 12-2-04 | A | L | 66-80 |
| 12-3-05 | H | L | 72-73 |
| 11-22-13 | N | L | 74-87 |
| Totals | | | 368-379 |

UCF (NU TRAILS 0-1)

| | | | |
|----------|---|---|-------|
| 11-23-17 | N | L | 59-68 |
|----------|---|---|-------|

UCLA (NU TRAILS 2-6)

| | | | |
|----------|---|---|---------|
| 12-29-38 | A | W | 35-30 |
| 12-30-38 | A | L | 40-42 |
| 12-20-41 | H | L | 36-42 |
| 12-16-55 | H | W | 71-65 |
| 11-30-56 | A | L | 56-69 |
| 12-1-56 | A | L | 60-78 |
| 3-19-85 | A | L | 63-82 |
| 11-25-16 | A | L | 71-82 |
| Totals | | | 432-490 |

UNC GREENSBORO (NU LEADS 2-0)

| | | | |
|----------|---|---|---------|
| 11-16-97 | H | W | 75-51 |
| 11-14-98 | H | W | 79-59 |
| Totals | | | 154-110 |

UNC WILMINGTON (NU LEADS 1-0)

| | | | |
|---------|---|---|-------|
| 12-5-97 | H | W | 85-68 |
|---------|---|---|-------|

UNLV (SERIES TIED 1-1)

| | | | |
|----------|---|---|---------|
| 12-23-78 | A | L | 63-79 |
| 3-10-99 | H | W | 68-55 |
| Totals | | | 131-134 |

USC (SERIES TIED 5-5)

| | | | |
|----------|---|---|-------------|
| 12-21-62 | H | L | 49-58 |
| 12-22-62 | H | L | 53-55 |
| 12-20-63 | A | L | 73-79 |
| 12-21-63 | A | L | 64-79 |
| 11-25-91 | H | W | 93-84 |
| 12-23-92 | A | L | 64-74 |
| 11-29-09 | A | W | 51-48 |
| 11-27-10 | H | W | 60-58 |
| 11-14-11 | A | W | 64-61 (2OT) |
| 12-3-12 | H | W | 63-51 |
| Totals | | | 634-647 |

UTAH (NU TRAILS 1-2)

| | | | |
|----------|---|---|---------|
| 12-30-35 | A | W | 48-47 |
| 12-27-39 | H | L | 40-63 |
| 12-13-80 | A | L | 55-57 |
| Totals | | | 143-167 |

UTAH STATE (NU LEADS 2-0)

| | | | |
|---------|---|---|---------|
| 12-7-60 | H | W | 65-60 |
| 3-8-78 | H | W | 67-66 |
| Totals | | | 132-126 |

UTAH VALLEY STATE (NU LEADS 1-0)

| | | | |
|--------|---|---|-------|
| 2-1-05 | H | W | 91-57 |
|--------|---|---|-------|

UTEP (NU TRAILS 1-0)

| | | | |
|----------|---|---|-------|
| 12-23-12 | A | L | 52-68 |
|----------|---|---|-------|

VALPARAISO (NU LEADS 3-0)

| | | | |
|----------|---|---|--------|
| 2-27-20 | A | W | 30-17 |
| 2-28-20 | A | W | 35-20 |
| 11-15-11 | H | W | 50-48 |
| Totals | | | 115-85 |

VANDERBILT (NU TRAILS 2-5)

| |
|--|
| |
|--|

N 2022-23 NEBRASKA BASKETBALL SERIES RESULTS VS. NON-CONFERENCE OPPONENTS



Ryan Anderson became the first Husker to score 1,000 points, grab 500 rebounds and hit 150 3-pointers in his collegiate career.



Mikki Moore ranks second in school history with 236 blocked shots. Moore also has three of the top-eight single-season totals in school history.



Shavon Shields was a two-time All-Big Ten selection in his career and finished fifth on NU's career scoring chart.



Bruce Chubick is one of only two players in school history to play in four straight NCAA Tournaments as a Husker.

WESTERN KENTUCKY (NU TRAILS 1-3)

| | | | |
|----------|---|---|------------|
| 12-31-46 | A | L | 56-74 |
| 3-14-86 | N | L | 59-67 |
| 1-6-07 | H | W | 82-71 |
| 12-5-07 | A | L | 62-69 (OT) |
| Totals | | | 269-281 |

WESTERN RESERVE (NU LEADS 2-0)

| | | | |
|----------|---|---|---------|
| 12-28-36 | A | W | 41-35 |
| 12-21-48 | A | W | 83-80 |
| Totals | | | 124-115 |

WICHITA STATE (TIED 6-6)

| | | | |
|----------|---|---|-------------|
| 12-12-55 | A | L | 46-71 |
| 12-3-60 | H | L | 63-65 |
| 12-4-61 | A | L | 49-79 |
| 12-10-68 | H | W | 94-92 (3OT) |
| 12-6-69 | A | W | 81-79 (OT) |
| 12-23-70 | A | W | 72-71 |
| 12-4-71 | H | L | 61-74 |
| 1-7-74 | A | L | 58-66 |
| 12-14-74 | H | W | 78-65 |
| 12-12-92 | A | W | 71-64 |
| 12-11-93 | H | W | 94-72 |
| 3-16-11 | A | L | 49-76 |
| Totals | | | 816-874 |

WINTHROP (NU LEADS 2-0)

| | | | |
|----------|---|---|---------|
| 11-27-00 | H | W | 65-44 |
| 11-24-01 | H | W | 73-65 |
| Totals | | | 138-109 |

UW-GREEN BAY (NU LEADS 2-0)

| | | | |
|----------|---|---|---------|
| 1-2-91 | A | W | 70-63 |
| 12-30-91 | H | W | 76-68 |
| otals | | | 146-131 |

UW-OSHKOSH (NU LEADS 1-0)

| | | | |
|--------|---|---|-------|
| 1-4-80 | H | W | 96-72 |
|--------|---|---|-------|

UW-STEVENS POINT (NU LEADS 2-0)

| | | | |
|----------|---|---|---------|
| 11-30-81 | H | W | 74-45 |
| 1-9-85 | H | W | 69-62 |
| Totals | | | 143-107 |

UW-STOUT (NU LEADS 1-0)

| | | | |
|----------|---|---|-------|
| 11-23-85 | H | W | 71-53 |
|----------|---|---|-------|

UW-SUPERIOR (NU TRAILS 0-1)

| | | | |
|----------|---|---|-------|
| 12-28-31 | A | L | 34-36 |
|----------|---|---|-------|

WOFFORD (NU LEADS 1-0)

| | | | |
|---------|---|---|-------|
| 12-2-01 | H | W | 65-46 |
|---------|---|---|-------|

WYOMING (NU LEADS 16-10)

| | | | |
|----------|---|---|------------|
| 1-20-34 | H | L | 24-33 |
| 12-15-34 | A | L | 23-26 |
| 12-27-35 | A | W | 46-42 |
| 1-13-36 | H | W | 31-22 |
| 12-23-38 | H | W | 38-30 |
| 12-5-57 | H | W | 77-66 |
| 12-20-61 | A | L | 70-71 |
| 12-2-63 | H | W | 79-72 |
| 12-3-64 | A | L | 68-94 |
| 12-7-66 | A | L | 98-102 |
| 12-23-67 | H | W | 82-74 |
| 12-1-70 | A | W | 68-63 |
| 12-1-71 | H | W | 81-63 |
| 12-1-72 | A | L | 59-65 |
| 12-1-73 | H | W | 70-62 |
| 11-28-80 | H | L | 59-62 (OT) |
| 11-27-81 | A | L | 48-62 |
| 12-18-82 | H | W | 68-57 |
| 12-20-83 | A | W | 67-64 |

| | | | |
|----------|---|---|-------------|
| 12-10-84 | H | W | 79-65 |
| 11-30-85 | A | W | 64-53 |
| 12-20-86 | H | W | 62-61 |
| 12-19-87 | A | L | 58-87 |
| 1-23-89 | H | W | 71-58 |
| 1-22-90 | A | L | 65-95 |
| 12-20-06 | N | W | 73-58 |
| Totals | | | 1,628-1,545 |

XAVIER (NU TRAILS 0-2)


| | | | |
|---------|---|---|---------|
| 3-19-84 | A | L | 57-58 |
| 3-14-91 | N | L | 84-89 |
| Totals | | | 141-147 |

YALE (NU LEADS 1-0)

| | | | |
|----------|---|---|-------|
| 11-19-05 | H | W | 73-64 |
|----------|---|---|-------|

YORK COLLEGE (NU LEADS 1-0)

| | | | |
|---------|---|--|-------|
| 1916-17 | W | | 23-14 |
|---------|---|--|-------|



Stu Lantz is one of four Huskers to have their jersey retired at Nebraska. Lantz scored 1,269 points and averaged 16.9 ppg over three-year Husker career.



| Opponent | First Mtg. | Last Mtg. | W-L | Opponent | Year 1 | Year 2 | W-L | Opponent | Year 1 | Year 2 | W-L | Opponent | Year 1 | Year 2 | W-L |
|----------|------------|-----------|-----|----------------------|--------|--------|---------|--------------------------|--------|--------|--------|------------------------|--------|--------|--------|
| | | | | Denver YMCA | 1903 | 1903 | 1-0 | Lipscomb | 2003 | 2003 | 2-0 | Northern Colorado | 1948 | 2005 | 3-0 |
| | | | | DePaul | 1908 | 1983 | 1-4 | Long Beach State | 1975 | 2017 | 4-0 | Northern Illinois | 1989 | 2013 | 3-1 |
| | | | | Detroit | 1938 | 1988 | 3-4 | Longwood | 2005 | 2005 | 1-0 | Northern Iowa | 1949 | 1997 | 13-1 |
| | | | | Doane | 1899 | 2020 | 3-0 | Louisiana-Lafayette | 1993 | 1993 | 0-1 | Northern Kentucky | 2014 | 2014 | 1-0 |
| | | | | Drake | 1909 | 1989 | 43-14 | Louisiana State | 1989 | 1989 | 0-1 | Northern Michigan | 1970 | 1970 | 1-0 |
| | | | | Duquesne | 1949 | 1972 | 1-2 | Louisiana Tech | 2005 | 2016 | 2-0 | NW Missouri State | 1949 | 1987 | 10-0 |
| | | | | Eastern Illinois | 1991 | 2017 | 6-0 | Louisville | 1947 | 1980 | 0-2 | Northwestern | 1934 | 2022 | 9-12 |
| | | | | Eastern Michigan | 2003 | 2003 | 1-0 | Loyola (Ill.) | 1937 | 1938 | 1-1 | Notre Dame | 1920 | 1962 | 5-2 |
| | | | | Eastern Washington | 1980 | 2010 | 5-0 | Loyola Marymount | 1981 | 2014 | 2-0 | Ohio | 1958 | 2014 | 4-0 |
| | | | | Emporia State | 1956 | 1956 | 1-0 | Lubbock Christian | 2006 | 2006 | 1-0 | Ohio State | 1937 | 2022 | 5-20 |
| | | | | Evansville | 1985 | 1986 | 1-1 | MacMurray | 1974 | 1974 | 1-0 | Oklahoma | 1921 | 2011 | 83-104 |
| | | | | Fairleigh Dickinson | 2003 | 2003 | 1-0 | Mankato State | 1977 | 1977 | 1-0 | Oklahoma City | 1964 | 1966 | 1-1 |
| | | | | Florida A&M | 1994 | 2009 | 2-0 | Marist | 2017 | 2017 | 1-0 | Oklahoma State | 1927 | 2018 | 64-54 |
| | | | | Florida Gulf Coast | 2011 | 2013 | 2-0 | Marquette | 1934 | 2005 | 4-4 | Omaha | 1988 | 2014 | 4-0 |
| | | | | Florida State | 2005 | 2014 | 1-1 | Marshall | 1967 | 1967 | 0-1 | Omaha Alumni | 1913 | 1915 | 3-0 |
| | | | | Fond du Lac | 1901 | 1901 | 0-1 | Marshfield | 1907 | 1907 | 1-0 | Omaha Athletic Club | 1920 | 1920 | 2-0 |
| | | | | Fordham | 1993 | 1993 | 1-0 | Mary | 2016 | 2016 | 1-0 | Omaha Christian | 1904 | 1904 | 1-0 |
| | | | | Fort Dodge | 1905 | 1918 | 5-1 | Maryland | 2015 | 2022 | 3-10 | Omaha YMCA | 1898 | 1905 | 6-3 |
| | | | | Fort Dodge Co. G | 1915 | 1915 | 0-1 | Md.-Baltimore County | 1989 | 2008 | 1-1 | Old Dominion | 1997 | 1997 | 1-0 |
| | | | | Fort Riley | 1906 | 1906 | 1-0 | Maryland Eastern Shore | 2008 | 2010 | 3-0 | Oral Roberts | 2000 | 2002 | 2-1 |
| | | | | Fresno State | 1952 | 1996 | 2-0 | McNeese State | 2020 | 2020 | 1-0 | Oregon | 1942 | 2012 | 7-6 |
| | | | | Furman | 1988 | 1989 | 2-0 | Memphis | 1955 | 1955 | 0-1 | Oregon State | 1941 | 2009 | 4-6 |
| | | | | Gardner Naval Res. | 1943 | 1943 | 0-2 | Menasha | 1905 | 1905 | 1-0 | Ottumwa Navy | 1947 | 1947 | 2-0 |
| | | | | Gardner-Webb | 2016 | 2016 | 0-1 | Mesa | 1983 | 1983 | 1-0 | Pacific | 1967 | 2002 | 3-1 |
| | | | | George Mason | 2019 | 2019 | 0-1 | Miami | 1952 | 2015 | 4-2 | Pennsylvania | 1994 | 1994 | 0-1 |
| | | | | George Washington | 1937 | 1937 | 0-1 | Miami (Ohio) | 1963 | 1991 | 2-1 | Penn State | 1981 | 2022 | 11-13 |
| | | | | Georgia | 1986 | 2013 | 2-1 | Michigan | 1950 | 2022 | 3-21 | Pentahlon | 1945 | 1945 | 1-0 |
| | | | | Georgia Southern | 1996 | 1996 | 1-0 | Michigan State | 1920 | 2022 | 9-21 | Pepperdine | 1990 | 1990 | 1-0 |
| | | | | Georgia State | 1973 | 1974 | 2-0 | Middle Tenn. State | 1974 | 1974 | 0-1 | Pittsburgh | 1930 | 2001 | 1-3 |
| | | | | Georgia Tech | 1984 | 2020 | 0-3 | Millikin | 1935 | 1935 | 0-1 | Port Washington | 1905 | 1905 | 1-0 |
| | | | | Grambling State | 1988 | 2010 | 3-1 | Minneapolis YMCA | 1904 | 1904 | 1-0 | Portage Co. F | 1907 | 1908 | 0-2 |
| | | | | Great Lakes | 1942 | 1942 | 0-1 | Minnesota | 1902 | 2022 | 24-56 | Portland | 1967 | 1994 | 2-0 |
| | | | | Greeley H.S. | 1903 | 1903 | 1-0 | Minnesota Ag Coll. | 1903 | 1903 | 0-1 | Portland State | 1980 | 1980 | 1-0 |
| | | | | Grinnell | 1907 | 1928 | 17-7 | Minnesota-Duluth | 1974 | 1974 | 1-0 | Presbyterian | 2007 | 2007 | 1-0 |
| | | | | Hamline | 1915 | 1917 | 2-0 | Mississippi | 1978 | 2008 | 1-2 | Princeton | 1957 | 1957 | 1-0 |
| | | | | Harvard | 1949 | 1990 | 3-0 | Mississippi State | 1996 | 2017 | 0-2 | Purdue | 1948 | 2022 | 6-18 |
| | | | | Haskell | 1902 | 1903 | 0-2 | Mississippi Valley State | 2015 | 2018 | 2-0 | Purdue Fort Wayne | 2002 | 2008 | 3-0 |
| | | | | Hastings | 1920 | 1920 | 1-0 | Missouri | 1908 | 2011 | 93-126 | Rhode Island | 2011 | 2015 | 2-1 |
| | | | | Hawaii | 1968 | 2014 | 2-7 | Missouri-St. Louis | 1987 | 1987 | 1-0 | Ripon | 1905 | 1905 | 0-1 |
| | | | | Hawaii-Hilo | 1977 | 1977 | 0-1 | Missouri State | 1983 | 2018 | 2-0 | Rutgers | 2000 | 2022 | 9-8 |
| | | | | Highland Park | 1904 | 1908 | 1-2 | Missouri Southern | 1978 | 1978 | 1-0 | Sacramento State | 1979 | 2016 | 4-0 |
| | | | | Hillyard's | 1927 | 1927 | 0-1 | Missouri Western | 1983 | 1983 | 1-0 | Sacred Heart College | 1913 | 1913 | 1-0 |
| | | | | Hofstra | 2006 | 2010 | 1-1 | Monmouth | 2000 | 2000 | 1-0 | Saint Louis | 1930 | 2009 | 4-4 |
| | | | | Houston | 1963 | 2006 | 1-3 | Montana | 1937 | 1983 | 3-2 | St. Francis (Pa.) | 2004 | 2004 | 1-0 |
| | | | | Hudson College | 1907 | 1907 | 1-0 | Montana State | 1930 | 2005 | 4-1 | St. John's | 2017 | 2017 | 0-1 |
| | | | | Idaho | 1950 | 1990 | 3-4 | Morehead State | 1989 | 1995 | 2-0 | St. Joseph's (Iowa) | 1913 | 1917 | 3-0 |
| | | | | Idaho State | 1995 | 2021 | 2-0 | Morgan State | 2004 | 2004 | 1-0 | St. Joseph's (Pa.) | 1996 | 1996 | 1-0 |
| | | | | Illinois | 1921 | 2022 | 8-19 | Morningside | 1904 | 1920 | 7-0 | St. Mary's (Calif.) | 1947 | 1976 | 1-1 |
| | | | | Illinois Wesleyan | 1921 | 1921 | 1-0 | Morrison | 1908 | 1908 | 0-1 | St. Thomas (Minn.) | 1917 | 1917 | 1-0 |
| | | | | Incarate Word | 2014 | 2014 | 0-1 | Muscatine | 1908 | 1908 | 0-1 | St. Thomas (Pa.) | 1937 | 1937 | 1-0 |
| | | | | Independence College | 1906 | 1906 | 1-0 | Murray State | 1991 | 2001 | 0-2 | Samford | 2015 | 2015 | 0-1 |
| | | | | Indiana | 1920 | 2022 | 7-18 | NATTC | 1945 | 1945 | 0-1 | Sam Houston | 1989 | 2021 | 4-1 |
| | | | | Iona | 1983 | 2000 | 2-0 | Navy Pre-Flight | 1945 | 1945 | 0-2 | San Diego State | 1972 | 1972 | 0-1 |
| | | | | Iowa | 1907 | 2022 | 13-24 | Nebraska Wesleyan | 1899 | 1923 | 20-6 | San Francisco | 1987 | 2000 | 2-1 |
| | | | | Iowa State | 1909 | 2011 | 131-103 | Nevada | 1948 | 2020 | 3-2 | San Jose State | 1948 | 2008 | 3-2 |
| | | | | Jackson State | 2009 | 2010 | 2-0 | New Mexico | 2009 | 2009 | 0-1 | Santa Clara | 1936 | 1985 | 1-2 |
| | | | | Jacksonville State | 2012 | 2012 | 1-0 | New Mexico State | 1976 | 1993 | 1-1 | Savannah State | 2002 | 2011 | 4-0 |
| | | | | Kansas | 1900 | 2017 | 71-172 | New Orleans | 1998 | 1998 | 1-0 | Seton Hall | 2018 | 2018 | 1-0 |
| | | | | Kansas City | 1983 | 2009 | 11-1 | Niagara | 1938 | 2004 | 2-0 | Shattuck | 1905 | 1906 | 2-0 |
| | | | | Kansas City YMCA | 1906 | 1906 | 1-0 | Nicholls State | 2012 | 2012 | 1-0 | Simpson | 1914 | 1917 | 1-1 |
| | | | | Kansas State | 1908 | 2021 | 93-128 | Norfolk State | 2007 | 2007 | 1-0 | Sioux City YMCA | 1902 | 1904 | 1-1 |
| | | | | K.C. Athletic Club | 1906 | 1926 | 2-3 | North Carolina | 1973 | 1973 | 0-1 | Sonoma State | 1981 | 1981 | 1-0 |
| | | | | Kennesaw State | 2021 | 2021 | 1-0 | North Carolina A&T | 1999 | 2005 | 4-0 | South Carolina | 1976 | 1977 | 1-1 |
| | | | | Kent State | 1993 | 2012 | 2-1 | North Carolina Central | 2007 | 2007 | 1-0 | South Carolina State | 2008 | 2013 | 2-0 |
| | | | | Kentucky | 1941 | 1973 | 1-2 | North Carolina State | 2021 | 2021 | 0-1 | South Carolina Upstate | 2009 | 2009 | 1-0 |
| | | | | Knox | 1920 | 1920 | 1-0 | UNC Greensboro | 1998 | 1999 | 2-0 | South Dakota | 1911 | 2021 | 34-5 |
| | | | | La Salle | 1967 | 1972 | 1-1 | UNC Wilmington | 1998 | 1998 | 1-0 | South Dakota State | 1930 | 2019 | 13-0 |
| | | | | Lawrence | 1905 | 1905 | 1-0 | North Dakota | 1934 | 2019 | 3-2 | South Florida | 2002 | 2019 | 2-1 |
| | | | | Lehigh | 1988 | 1988 | 1-0 | North Dakota State | 1934 | 2020 | 2-0 | Southeastern Louisiana | 2010 | 2018 | 3-0 |
| | | | | Lewis | 1905 | 1905 | 0-1 | North Texas | 1973 | 2017 | 5-0 | Southern | 2012 | 2021 | 4-0 |
| | | | | Lincoln High School | 1904 | 1904 | 1-0 | NE Missouri State | 1974 | 1986 | 3-0 | Southern Colorado | 1985 | 1985 | 1-0 |
| | | | | Lincoln YMCA | 1897 | 1909 | 10-4 | Northeastern Illinois | 1995 | 1996 | 2-0 | Southern Illinois | 1986 | 1987 | 2-0 |

OPPONENTS



| | | | |
|--------------------------|------|------|-------|
| Southern Methodist | 1952 | 2001 | 4-2 |
| Southern Mississippi | 1987 | 2000 | 0-2 |
| Southern Utah | 1992 | 2019 | 4-1 |
| SE Missouri State | 1983 | 2005 | 2-0 |
| SW Minnesota State | 2018 | 2018 | 1-0 |
| Springfield (Mass.) | 1953 | 1953 | 1-0 |
| Stanford | 1933 | 1966 | 3-6 |
| Stetson | 2017 | 2017 | 1-0 |
| Stevens Point A.C. | 1901 | 1901 | 0-1 |
| Tampa | 1952 | 1952 | 0-1 |
| Temple | 1937 | 1937 | 0-1 |
| Tennessee | 2003 | 2015 | 3-0 |
| Tennessee State | 2021 | 2021 | 1-0 |
| Tennessee Tech | 1991 | 1991 | 1-0 |
| Tennessee-Martin | 2014 | 2014 | 1-0 |
| Texas | 1965 | 2011 | 6-16 |
| Texas A&M | 1970 | 2011 | 12-8 |
| Texas A&M-Corpus Christi | 2019 | 2019 | 1-0 |
| TCU | 1952 | 2019 | 7-3 |
| Texas State | 1999 | 1999 | 1-0 |
| Texas Southern | 2004 | 2004 | 1-0 |
| Texas Tech | 1956 | 2018 | 16-11 |
| Toledo | 1991 | 1996 | 3-0 |
| Topeka YMCA | 1902 | 1902 | 1-1 |
| Tulane | 1983 | 2012 | 3-0 |
| Tulsa | 1998 | 2009 | 1-2 |
| UAB | 1979 | 2013 | 2-3 |
| UCF | 2017 | 2017 | 0-1 |
| UCLA | 1939 | 2016 | 2-6 |
| UMass | 2013 | 2013 | 0-1 |
| UNLV | 1979 | 1999 | 1-1 |
| USC | 1963 | 2012 | 5-5 |
| UT-Arlington | 1993 | 1993 | 1-0 |
| UT-Rio Grande Valley | 2009 | 2009 | 1-0 |
| UTSA | 1994 | 2017 | 6-0 |
| Utah | 1936 | 1981 | 1-2 |
| Utah State | 1961 | 1978 | 2-0 |
| Utah Valley State | 2005 | 2005 | 1-0 |
| UTEP | 2012 | 2012 | 0-1 |
| Valparaiso | 1920 | 2012 | 3-0 |
| Vanderbilt | 1956 | 2010 | 2-5 |
| Villanova | 1988 | 2015 | 0-3 |
| Virginia | 1998 | 1998 | 1-0 |
| Virginia Tech | 1995 | 2016 | 0-2 |
| Wagner | 1990 | 1990 | 1-0 |
| Wake Forest | 2011 | 2012 | 1-1 |
| Washburn | 1908 | 1908 | 1-0 |
| Washington | 1931 | 1997 | 3-6 |
| Washington (Mo.) | 1918 | 1949 | 12-6 |
| Washington State | 1967 | 2019 | 7-2 |
| Weber State | 1997 | 1997 | 1-0 |
| Wesleyan Auto | 1914 | 1914 | 0-1 |
| West Virginia | 1930 | 1930 | 0-1 |
| Western Carolina | 2000 | 2000 | 0-1 |
| Western Illinois | 1978 | 2021 | 6-1 |
| Western Kentucky | 1947 | 2007 | 1-3 |
| Western Reserve | 1937 | 1949 | 2-0 |
| Wichita State | 1956 | 2011 | 6-6 |
| Winthrop | 2000 | 2002 | 2-0 |
| Wisconsin | 1904 | 2022 | 15-21 |
| UW-Green Bay | 1991 | 1992 | 2-0 |
| UW-Oshkosh | 1980 | 1980 | 1-0 |
| UW-Stevens Point | 1982 | 1985 | 2-0 |
| UW-Stout | 1986 | 1986 | 1-0 |
| UW-Superior | 1932 | 1932 | 0-1 |
| Wofford | 2002 | 2002 | 1-0 |
| Wyoming | 1934 | 2006 | 16-10 |
| Xavier (Ohio) | 1984 | 1991 | 0-2 |
| Yale | 2005 | 2005 | 1-0 |
| York College | 1917 | 1917 | 1-0 |

NU VS. NCAA DIVISION I CONFERENCES (2022-23 CONFERENCE ALIGNMENTS)

| Conference (Number of Teams) | Gms. | W-L | Pct. | Conference (Number of Teams) | Gms. | W-L | Pct. |
|------------------------------|------|---------|-------|------------------------------|------|---------|-------|
| America East (9) | 2 | 1-1 | .500 | Mid-Eastern (8) | 14 | 14-0 | 1.000 |
| American Athletic (11) | 40 | 18-22 | .450 | Missouri Valley (10) | 89 | 66-23 | .742 |
| Atlantic Coast (15) | 34 | 15-19 | .441 | Mountain West (11) | 59 | 38-21 | .644 |
| Atlantic Sun (14) | 8 | 8-0 | 1.000 | Northeast (9) | 4 | 4-0 | 1.000 |
| Atlantic 10 (15) | 25 | 12-13 | .480 | Ohio Valley (10) | 8 | 8-0 | 1.000 |
| Big 12 (10) | 1086 | 483-603 | .445 | Pacific-12 (12) | 243 | 120-123 | .494 |
| Big East (11) | 80 | 34-46 | .438 | Patriot League (10) | 5 | 4-1 | .800 |
| Big Sky (10) | 33 | 26-7 | .788 | Southeastern (14) | 274 | 117-157 | .427 |
| Big South (10) | 6 | 5-1 | .833 | Southern (10) | 11 | 9-2 | .818 |
| Big Ten (14) | 383 | 122-261 | .319 | Southland (9) | 8 | 7-1 | .875 |
| Big West (11) | 24 | 14-10 | .583 | Southwestern Athletic (12) | 28 | 27-1 | .964 |
| Colonial (13) | 9 | 8-1 | .889 | Summit (10) | 94 | 82-12 | .872 |
| Conference USA (11) | 25 | 17-8 | .680 | Sun Belt (14) | 12 | 9-3 | .750 |
| Horizon (11) | 13 | 9-4 | .692 | West Coast (10) | 22 | 13-9 | .591 |
| Ivy (8) | 9 | 8-1 | .880 | Western Athletic (14) | 16 | 13-3 | .813 |
| Metro Atlantic Athletic (11) | 6 | 5-1 | .833 | Independents (0) | 3 | 3-0 | 1.000 |
| Mid-American (12) | 31 | 25-6 | .806 | | | | |

NEBRASKA IN EXHIBITION PLAY (61-6)

| Season | Opponent | Result | Score | Season | Opponent | Result | Score |
|-----------|-----------------------------|--------|---------|---------|---------------------------|--------|--------|
| 1966-67 | Swedish Nationals | W | 103-78 | 2000-01 | Global Sports | L | 62-74 |
| 1968-69 | Athletes in Action | W | 74-65 | | Sports Tours Int'l. | W | 89-49 |
| 1972-73 | Yugoslavian | L | 80-82 | 2001-02 | Nebraska-Kearney | W | 58-55 |
| 1978-79 | Windsor | W | 113-69 | | Delta Jammers | W | 75-57 |
| 1981-82 | Windsor | W | 94-51 | 2002-03 | EA Sports | W | 63-46 |
| 1982-83 | Brandon | W | 96-68 | | Sports Tours Int'l. | W | 113-76 |
| 1983-84 | Windsor | W | 117-49 | 2003-04 | Alaska-Fairbanks | W | 84-53 |
| 1985-86 | Bratislava | W | 101-67 | | Athletes in Action | W | 78-73 |
| 1986-87 | Club Bosnia | W | 90-82 | 2004-05 | Monterrey Tech | W | 89-48 |
| 1987-88 | Czechoslovakia | L | 66-69 | | Nebraska-Kearney | W | 84-71 |
| 1988-89 | Athletes in Action (ot) | L | 102-104 | 2005-06 | Nebraska-Omaha | W | 70-65 |
| | Victoria All-Stars | W | 109-84 | | Holy Family (Pa.) | W | 76-54 |
| 1989-90 | Brisbane Bullets | W | 76-74 | 2006-07 | Nebraska-Kearney | W | 74-72 |
| | Athletes in Action | W | 104-90 | | SIU-Edwardsville | L | 50-54 |
| 1990-91 | High Five America | W | 128-89 | 2007-08 | Nebraska Wesleyan | W | 70-50 |
| | Czechoslovakia | W | 92-71 | | Wayne State | W | 74-51 |
| 1991-92 | Ukraine Nationals | W | 80-71 | 2008-09 | Chadron State | W | 85-54 |
| | High Five America | W | 93-84 | 2009-10 | Arkansas-Fort Smith | W | 86-66 |
| 1992-93 | Cuban Nationals | W | 114-76 | | Hastings | W | 71-39 |
| | Marathon Oil | W | 126-96 | 2010-11 | Peru State | W | 75-43 |
| 1993-94 | Kiev Baskets | W | 122-59 | | Bellevue | W | 82-58 |
| | Marathon Oil | W | 109-91 | 2011-12 | Doane | W | 75-54 |
| 1994-95 | USA Verich Reps | W | 117-101 | 2012-13 | Midland | W | 68-40 |
| | Russian Red Army | W | 105-83 | 2013-14 | Nebraska-Kearney | W | 91-60 |
| 1995-96 | Spalding Americas | W | 113-68 | 2014-15 | Southwest Minnesota St. | W | 83-61 |
| | Team Pella | W | 97-75 | 2015-16 | Northern State | W | 95-42 |
| 1996-97 | Pella Windows Basketball | W | 82-71 | 2016-17 | Chadron State | W | 98-45 |
| | Marathon Oil | W | 82-81 | 2017-18 | at Mississippi State @ | W | 76-72 |
| 1997-98 | Pella Windows Basketball | W | 83-63 | | Northwood (Mich.) | W | 80-62 |
| | Marathon Oil | W | 87-72 | 2018-19 | Wayne State | W | 75-40 |
| 1998-99 | Pella Windows Basketball | W | 67-61 | 2019-20 | Doane | W | 91-63 |
| | Next Level Sports | W | 86-76 | 2021-22 | Peru State | W | 97-58 |
| 1999-2000 | Calif. South All-Stars (ot) | W | 107-99 | | Colorado @ | W | 82-67 |
| | Ural Great-Russia (ot) | L | 98-102 | | @-NCAA Charity Exhibition | | |

A photograph of Bryce McGowens in a white basketball uniform with red accents, performing a dunk. He is seen from the back, with his arms extended towards the hoop. The basketball hoop and backboard are red, with the word "Farm" visible on the backboard. An Adidas basketball is suspended in the air, just below the hoop. The background is dark with some blurred lights.

2021-22
REVIEW

BRYCE
MCGOWENS



Front row (from left): Jackson Cronin, Bryce McGowens, Trey McGowens, Kobe Webster, Head Coach Fred Hoiberg, Alonzo Verge Jr., Keisei Tominaga, Chris McGraw and Sam Hoiberg. **Back row** (from left): Quaran McPherson, C.J. Wilcher, Trevor Lakes, Wilhelm Breidenbach, Oleg Kojenets, Derrick Walker Jr., Lat Mayen, Keon Edwards and Jace Piatkowski. **Not pictured:** Eduardo Andre.

MCGOWENS PUTS TOGETHER RECORD-SETTING ROOKIE CAMPAIGN

Bryce McGowens shattered the Husker freshman record book in 2021-22. He finished the season averaging a team-high 16.8 points and 5.2 rebounds per game. His 16.8 ppg was the highest average for any Big Ten freshmen since 2016-17, but also broke the NU freshman mark of 15.5 ppg held by Joe McCray in 2004-05. McGowens ranked third nationally among true freshmen in points per game while only five true freshmen nationally averaged at least 15 points per game in 2021-22.

NCAA TRUE FRESHMAN SCORING LEADERS

| No. | Freshman, School | PPG |
|-----|----------------------------------|-------------|
| 1. | Paolo Banchemo (Duke) | 17.2 |
| 2. | Jabari Smith (Auburn) | 16.9 |
| 3. | Bryce McGowens (Nebraska) | 16.8 |
| 4. | Terquavion Smith (NC State) | 16.2 |
| 5. | Jao Ituka (Marist) | 15.2 |

McGowens became just the fourth Husker freshman to lead NU in scoring since freshmen became eligible in college basketball in 1972-73. He also finished in the top 10 on NU's freshman charts in free throws made (162, first), free throws attempted (195, first), field goals (160, second), rebounds (161, t-fourth) and 3-pointers (40, sixth).

FRESHMAN SCORING LEADERS AT NU (SINCE 1973)

| Freshman, School | PPG |
|---------------------------------|-------------|
| Bryce McGowens (2021-22) | 16.8 |
| Joe McCray (2004-05) | 15.5 |
| Dave Hoppen (1982-83) | 13.9 |
| Jerry Fort (1972-73) | 14.5 |

8X ROOKIE OF THE WEEK

Bryce McGowens led all Big Ten freshman as he was tabbed the Big Ten Rookie of the Week eight times in 2021-22. It was the highest total since Ohio State's Jared Sullinger won the award 12 times in 2010-11, the first year the award was presented. McGowens won the award in five of the final six weeks of the season. Prior to this

season, no Husker had won the award more than twice (Shavon Shields, 2012-13.).

BIG TEN FRESHMEN-OF-THE-WEEK AWARDS

| No. | Player (School) | Year |
|-----|----------------------------------|----------------|
| 12 | Jared Sullinger (Ohio State) | 2010-11 |
| 8 | Bryce McGowens (Nebraska) | 2021-22 |
| 7 | Six Players | |

VERGE PACES BIG TEN IN ASSISTS

Alonzo Verge Jr. made the most of his one season at Nebraska, as he paced the Big Ten with 5.5 assists per game, while also averaging 14.5 points per game. It marked the first time a Husker had led the conference in assists per game since joining the Big Ten in 2011-12. Verge's 5.5 assists per game was the highest assist average by any Big Ten player since Michigan's Zavier Simpson dished out 7.9 assists per game in 2019-20. Verge led all Big Ten players with four double-figure assist games.

BIG TEN ASSIST LEADERS

| No. | Player (School) | APG |
|-----|-----------------------------|-----|
| 1 | Alonzo Verge Jr. (Nebraska) | 5.5 |
| 2 | Paul Mulcahy (Rutgers) | 5.3 |
| 3 | Xavier Johnson (Indiana) | 5.1 |

Verge, who also ranked third in the Big Ten with 1.6 steals per game, was one of seven players across the six power conferences who finished in the top three in both assists and steals per game in 2021-22.

TOP 3 IN STEALS & ASSISTS (POWER CONFERENCES)

| Player (School/Conf.) | APG | SPG |
|--|------------|------------|
| Alonzo Verge Jr. (Nebraska/B1G) | 1st | 3rd |
| Posh Alexander (St. John's/BE) | 2nd | 1st |
| James Akinjo (Baylor/B12) | 1st | 2nd |
| Markquis Nowell (K-State/B12) | 2nd | 1st |
| Tyrese Hunter (ISU/B12) | 3rd | 3rd |
| Reece Beekman (Virginia/ACC) | 1st | 1st |
| Charlie Moore (Miami) | 3rd | 2nd |

WALKER BREAKS SINGLE-SEASON FG PCT.

Derrick Walker put his mark into the Husker record

book, as the 6-foot-9 forward shot 68.3 percent on the season. It broke the school mark of 67.2 percent held by Larry Cox in the 1975-76 campaign. Walker established career bests in both points (9.5) and rebounds (6.0) per game.

Walker became just the seventh player in school history - and first since the 2000-01 season - to shoot at least 60 percent from the field for a season. Walker is a career 66.0 shooter in his two year Husker career.

SINGLE-SEASON FIELD GOAL PERCENTAGE

| No. | Player (School) | FG Pct. |
|-----|---------------------------------|-------------|
| 1 | Derrick Walker (2021-22) | .683 |
| 2. | Larry Cox (1975-76) | .672 |
| 3. | Dave Hoppen (1984-85) | .646 |
| 4. | Kimani Ffriend (2000-01) | .623 |
| 5. | Dave Hoppen (1985-86) | .616 |
| 6. | Andre Smith (1979-80) | .611 |
| 7. | Steffon Bradford (2000-01) | .603 |

Min 5 FGA/GM

HUSKERS CLOSE SEASON WITH ROAD WINS

Nebraska played some of its best basketball in the final weeks of the season, winning its final three road games, including victories at nationally ranked Ohio State and Wisconsin.

NU started the road streak with a 93-70 win at Penn State on Feb. 27. It marked NU's highest offensive road total since 1999 and came against a Nittany Lion squad which ended the season pacing the Big Ten in scoring defense. The 78-70 Huskers' win at No. 23 Ohio State snapped a 24-game losing streak to ranked opponents that dated back to the 2019 Big Ten Tournament. Five days later, the Huskers rallied from a 10-point second-half deficit to stun No. 10 Wisconsin, 74-73, costing the Badgers the outright Big Ten regular-season championship.

The two wins marked the first time NU had ever won consecutive road games against ranked opponents. It also was the first time the Huskers had downed two ranked teams on the road since 1998-99.



#14 - TREVOR LAKES

6-8 | 220 | Forward
Lebanon, Ind.

CAREER HONORS

- ▶ 2022 University of Nebraska Graduate
- ▶ Tom Osborne Citizenship Team (2021)



#11 - LAT MAYEN

6-9 | 217 | Forward
Adelaide, Australia

CAREER HONORS

- ▶ 2022 University of Nebraska Graduate
- ▶ Nebraska Scholar-Athlete Honor Roll (Fall 2020)
- ▶ Signed with Cairns Taipans in the National Basketball League

NEBRASKA CAREER HIGHS

| | | |
|-----------------|----|------------------|
| Points: | 12 | Doane (12/17/20) |
| Rebounds: | 6 | Doane (12/17/20) |
| Field Goals: | 4 | Doane (12/17/20) |
| Field Goal Att. | 6 | at Iowa (3/4/21) |
| 3-Point FG | 4 | Doane (12/17/20) |
| 3-Point FG Att. | 6 | at Iowa (3/4/21) |
| Free Throws | 3 | at Iowa (3/4/21) |
| Free Throw Att. | 3 | at Iowa (3/4/21) |
| Assists | 2 | Doane (12/17/20) |
| Steals | 1 | Three times |
| Blocks | 1 | Two times |
| Minutes | 26 | Doane (12/17/20) |

CAREER RECAP

Trevor Lakes spent two seasons in the Husker program after transferring from the University of Indianapolis, where he spent the first three seasons of his college career. Lakes battled through a shoulder injury in 2021-22, as he played in eight games and averaged 1.5 points and 0.9 rebounds per outing before being sidelined in January. He had a season-high eight points in the Huskers' win over Kennesaw State on Dec. 22. Lakes was originally slated to redshirt in 2020-21, but was ruled eligible on Dec. 17, 2020, and played in 14 games, averaging 3.2 points and 1.1 rebounds per game. He established NU personal bests in points (12), rebounds (six), assists (two) and minutes (26) in his Husker debut against Doane, when he hit 4-of-5 shots from 3-point range. Lakes was a member of the Tom Osborne Citizenship team in 2021 and earned his undergraduate degree at Nebraska in May of 2022. For his career, he has totaled over 1,000 points and 400 rebounds at the college level.



LAKES' CAREER STATS

| Year | G-GS | MP-MPG | FG-FGA | Pct. | 3FG-3FGA | Pct. | FT-FTA | Pct. | O-D | Tot.-Avg. | F-DQ | A | TO | B | S | TP-Avg. |
|-----------|--------|-----------|---------|------|----------|------|--------|------|--------|-----------|-------|----|----|----|----|-----------|
| 2017-18* | 28-3 | 378-13.5 | 53-118 | .449 | 47-104 | .452 | 4-7 | .571 | 9-43 | 52-1.9 | 43-0 | 12 | 14 | 6 | 12 | 157-5.6 |
| 2018-19* | 25-25 | 751-30.0 | 119-278 | .428 | 87-219 | .397 | 27-32 | .844 | 17-121 | 138-5.5 | 55-0 | 21 | 19 | 17 | 8 | 352-14.1 |
| 2019-20* | 30-28 | 966-32.2 | 157-344 | .456 | 101-254 | .398 | 55-69 | .797 | 25-162 | 187-6.2 | 60-0 | 29 | 27 | 18 | 20 | 470-15.7 |
| 2020-21 | 14-1 | 137-9.8 | 15-40 | .375 | 12-36 | .333 | 3-4 | .750 | 2-14 | 16-1.1 | 4-0 | 5 | 2 | 1 | 1 | 45-3.2 |
| 2021-22 | 8-0 | 71-8.9 | 4-14 | .286 | 3-13 | .231 | 1-2 | .500 | 1-6 | 7-0.9 | 7-0 | 2 | 1 | 1 | 2 | 12-1.5 |
| NEB TOTAL | 22-1 | 208-9.5 | 19-54 | .352 | 15-49 | .306 | 4-6 | .667 | 3-20 | 23-1.0 | 11-0 | 7 | 3 | 2 | 3 | 57-2.6 |
| All* | 105-57 | 2303-21.9 | 348-794 | .438 | 250-626 | .399 | 90-114 | .789 | 54-346 | 400-3.8 | 169-0 | 69 | 63 | 43 | 43 | 1,036-9.9 |

*-Statistics from Indianapolis

MAYEN'S CAREER STATS

| Year | G-GS | MP-MPG | FG-FGA | Pct. | 3FG-3FGA | Pct. | FT-FTA | Pct. | O-D | Tot.-Avg. | F-DQ | A | TO | B | S | TP-Avg. |
|-----------|-------|-----------|---------|------|----------|------|--------|------|--------|-----------|-------|----|----|----|----|---------|
| 2018-19* | 17-0 | 134-7.9 | 11-26 | .423 | 7-20 | .350 | 7-9 | .778 | 5-16 | 21-1.2 | 14-0 | 4 | 11 | 4 | 4 | 36-2.1 |
| 2020-21 | 27-27 | 690-25.6 | 82-207 | .396 | 48-138 | .348 | 21-27 | .778 | 22-101 | 123-4.6 | 69-2 | 17 | 41 | 15 | 13 | 233-8.6 |
| 2021-22 | 31-31 | 731-23.6 | 65-168 | .387 | 29-97 | .299 | 25-34 | .735 | 19-99 | 118-3.8 | 75-1 | 22 | 31 | 10 | 13 | 184-5.9 |
| NEB TOTAL | 58-58 | 1421-24.5 | 147-375 | .392 | 77-235 | .328 | 46-61 | .754 | 41-200 | 241-4.2 | 144-3 | 39 | 72 | 25 | 26 | 417-7.2 |
| All* | 75-58 | 1555-20.7 | 158-401 | .394 | 84-255 | .329 | 53-70 | .757 | 46-216 | 262-3.5 | 158-3 | 43 | 83 | 29 | 30 | 453-6.0 |

*-Statistics from TCU

NEBRASKA CAREER HIGHS

| | | |
|-----------------|----|------------------------|
| Points: | 25 | Rutgers (3/1/21) |
| Rebounds: | 13 | at Iowa (3/4/21) |
| Field Goals: | 9 | Rutgers (3/1/21) |
| Field Goal Att. | 12 | at Iowa (3/4/21) |
| 3-Point FG | 5 | Rutgers (3/1/21) |
| 3-Point FG Att. | 9 | Indiana (1/10/21) |
| Free Throws | 3 | Six times |
| Free Throw Att. | 5 | Creighton (11/16/21) |
| Assists | 4 | South Dakota (12/1/20) |
| Steals | 3 | at Minnesota (2/9/22) |
| Blocks | 3 | Wisconsin (12/22/20) |
| Minutes | 37 | Illinois (2/12/21) |

CAREER RECAP

Lat Mayen was a two-year performer for the Huskers after transferring from Chipola (Fla.) College. The Adelaide, Australia, native started 57 games for the Huskers over the last two years, averaging 7.2 points and 4.1 rebounds per game in that span. In 2021-22, Mayen started 30 games for the Huskers, averaging 5.8 points and 3.7 rebounds per game. He had a season-high 13 points in the Huskers' win at Penn State and had 11 points in a loss to No. 11 Wisconsin. He was one of two Huskers to start all 27 games in 2020-21, as the junior college transfer averaged 8.6 points and 4.5 rebounds per game. He ranked fourth on the team in scoring and topped NU with 48 3-pointers while shooting 35 percent from beyond the arc. He poured in a career-high 25 points, including five 3-pointers, in a win over Rutgers and collected his first collegiate double-double at No. 5 Iowa with 14 points and a career-high 13 rebounds. He will play professionally in his native Australia during the 2022-23 season.



2021-22 REVIEW

N 2022-23 NEBRASKA BASKETBALL

2021-22 SENIORS/DRAFT PICK



#2 - BRYCE MCGOWENS

6-7 | 179 | Guard
Pendleton, S.C.

CAREER HONORS

- ▶ 2022 NBA Draft Pick (No. 40, Charlotte Hornets)
- ▶ Third-Team All-Big Ten (Coaches and Media)
- ▶ Big Ten Newcomer of the Year (Associated Press)
- ▶ Eight-Time Big Ten Freshman of the Week
- ▶ Freshman School Record for Points in a conference game (29 vs. Rutgers) and season (522)



#5 - TREY MCGOWENS

6-4 | 196 | Guard
Pendleton, S.C.

CAREER HONORS

- ▶ Two-time ACC Rookie of the Week
- ▶ ACC Honor Roll (2019, 2020)
- ▶ Signed with Los Angeles Clippers for NBA Summer League

NEBRASKA CAREER HIGHS

| | | |
|-----------------|----|-------------------------|
| Points: | 29 | Two times |
| Rebounds: | 11 | Southern (11/21/21) |
| Field Goals: | 10 | at Michigan (2/1/22) |
| Field Goal Att. | 23 | at NC State (12/1/21) |
| 3-Point FG | 4 | Sam Houston (11/12/21) |
| 3-Point FG Att. | 8 | Kansas State (12/19/21) |
| Free Throws | 14 | Two times (2/18/22) |
| Free Throw Att. | 18 | Rutgers (1/29/22) |
| Assists | 4 | Five times |
| Steals | 3 | at Michigan (2/1/22) |
| Blocks | 1 | 10 times |
| Minutes | 58 | at NC State (12/1/21) |

CAREER RECAP

Bryce McGowens enjoyed a record breaking freshman season at NU. He was named the Big Ten Newcomer of the Year by the Associated Press and a third-team All-Big Ten selection after averaging a team-high 16.8 points and 5.2 rebounds per game. The 6-foot-7, 179-pound guard ranked third nationally in scoring among freshmen while ranking second among Big Ten freshmen in rebounding. An eight-time Big Ten Freshman of the Week, McGowens finished ninth in the Big Ten in scoring average, while ranking among the conference leaders in free throws made (162, 2nd), free throws attempted (195, sixth), free throw percentage (.831, third). McGowens posted 11 games of at least 20 points, including a season-high 29 points against both Sam Houston and Rutgers. He played his best basketball down the stretch, averaging 19.8 ppg in a 12-game stretch, including seven 20-point outbursts, to close the regular season.

NEBRASKA CAREER HIGHS

| | | |
|-----------------|----|-------------------------------|
| Points: | 20 | Michigan State (1/2/21) |
| Rebounds: | 9 | Sam Houston (11/12/21) |
| Field Goals: | 7 | North Dakota State (11/28/20) |
| Field Goal Att. | 23 | at Illinois (2/25/21) |
| 3-Point FG | 3 | at Creighton (12/11/20) |
| 3-Point FG Att. | 6 | Two times |
| Free Throws | 6 | Two times |
| Free Throw Att. | 9 | Two times |
| Assists | 6 | Indiana (1/10/21) |
| Steals | 4 | Three times |
| Blocks | 2 | Rutgers (1/29/22) |
| Minutes | 37 | Indiana (1/10/21) |

CAREER RECAP

Trey McGowens was a two-year starter for the Huskers after beginning his college career at Pittsburgh. He averaged 9.2 points, 4.0 rebounds, 2.0 assists and 1.5 steals per game at NU while he was often assigned to the opponent's top perimeter scoring threat. In 2021-22, McGowens averaged 6.8 points, 4.1 rebounds and 1.6 steals per game despite missing 15 games with a broken bone in his foot. McGowens had a season-high 13 points along with four steals at Penn State. In 2020-21, McGowens made an immediate impact in 2020-21, starting all 27 games and averaged 10.7 points, 3.9 rebounds, 2.3 assists and 1.4 steals per game. He finished fifth in the Big Ten in steals per game and ranked second on the squad in both scoring and assists. McGowens totaled 17 double-figure efforts, including a season-high 20 points against Indiana. For his career, he totaled nearly 1,200 points, 200 steals and 400 rebounds.



BRYCE MCGOWENS' CAREER STATS

| Year | G-GS | MP-MPG | FG-FGA | Pct. | 3FG-3FGA | Pct. | FT-FTA | Pct. | O-D | Tot.-Avg. | F-DQ | A | TO | B | S | TP-Avg. |
|--------------|--------------|------------------|----------------|-------------|---------------|-------------|----------------|-------------|---------------|----------------|-------------|-----------|-----------|-----------|-----------|-----------------|
| 2021-22 | 31-31 | 1032-33.3 | 160-397 | .403 | 40-146 | .274 | 162-195 | .831 | 22-139 | 161-5.2 | 62-1 | 43 | 65 | 10 | 22 | 522-16.8 |
| TOTAL | 31-31 | 1032-33.3 | 160-397 | .403 | 40-146 | .274 | 162-195 | .831 | 22-139 | 161-5.2 | 62-1 | 43 | 65 | 10 | 22 | 522-16.8 |

TREY MCGOWENS' CAREER STATS

| Year | G-GS | MP-MPG | FG-FGA | Pct. | 3FG-3FGA | Pct. | FT-FTA | Pct. | O-D | Tot.-Avg. | F-DQ | A | TO | B | S | TP-Avg. |
|------------------|----------------|------------------|----------------|-------------|----------------|-------------|----------------|-------------|---------------|----------------|--------------|------------|------------|-----------|------------|-------------------|
| 2018-19* | 33-32 | 918-27.8 | 113-271 | .417 | 32-98 | .327 | 126-165 | .764 | 20-85 | 105-3.2 | 93-3 | 55 | 80 | 3 | 64 | 384-11.6 |
| 2019-20* | 33-32 | 1110-33.6 | 124-338 | .367 | 41-132 | .311 | 91-126 | .722 | 13-93 | 106-3.2 | 78-1 | 118 | 94 | 2 | 63 | 380-11.5 |
| 2020-21 | 27-27 | 765-28.3 | 95-243 | .391 | 29-79 | .367 | 69-105 | .657 | 13-92 | 105-3.9 | 70-1 | 63 | 62 | 4 | 38 | 288-10.7 |
| 2021-22 | 17-16 | 455-26.8 | 36-88 | .409 | 7-19 | .368 | 36-58 | .621 | 14-55 | 69-4.1 | 48-3 | 26 | 26 | 4 | 27 | 115-6.8 |
| NEB TOTAL | 44-43 | 1220-27.7 | 131-331 | .396 | 36-98 | .367 | 105-163 | .644 | 27-147 | 174-4.0 | 118-4 | 89 | 88 | 8 | 65 | 403-9.2 |
| All* | 110-107 | 3248-29.5 | 368-940 | .391 | 109-328 | .332 | 322-454 | .709 | 60-325 | 385-3.5 | 289-8 | 262 | 262 | 13 | 192 | 1,167-10.6 |

*-Statistics from Pittsburgh



#10 - KOBE WEBSTER

6-0 | 176 | Guard
Indianapolis, Ind.

CAREER HONORS

- ▶ 2022 University of Nebraska Graduate
- ▶ Third-Team CoSIDA Academic All-American (2021)
- ▶ CoSIDA Academic All-District (2019, 2021, 2022)
- ▶ Academic All-Big Ten (2022)
- ▶ Signed with Den Bosch in the Netherlands

NEBRASKA CAREER HIGHS

| | |
|-----------------|------------------------------|
| Points: | 23, at Northwestern (3/7/21) |
| Rebounds: | 5, Two times |
| Field Goals: | 8, Two times |
| Field Goal Att. | 16, at Northwestern (3/7/21) |
| 3-Point FG | 7, at Northwestern (3/7/21) |
| 3-Point FG Att. | 12, at Northwestern (3/7/21) |
| Free Throws | 3, Three times |
| Free Throw Att. | 5, Rutgers (1/29/22) |
| Assists | 5, Three times |
| Steals | 3, Nevada (11/26/20) |
| Blocks | 1, at Creighton (12/11/10) |
| Minutes | 34, Three times (3/10/21) |

CAREER RECAP

Webster was a valuable contributor in his two seasons after transferring from Western Illinois. He played in 57 games over two seasons as a Husker and finished his career with over 1,800 career points and 350 career assists. As a senior, he averaged 6.2 points per game in 30 appearances, including a season-high 20 points off the bench against Creighton. During his first year, he played in all 27 games, including five starts, and averaged 8.1 points per game. He had a pair of 20-point performances that season, including 23 points at Northwestern and 20 points against Georgia Tech. Webster, who earned a master's degree in educational administration in 2022, was a standout in the classroom during his time. A three-time CoSIDA academic all-district nominee, Webster was a third-team Academic All-American in 2021, the first Husker since 2016 to receive the honor. He also earned Academic All-Big Ten honors in 2021-22.



WEBSTER' CAREER STATS

| Year | G-GS | MP-MPG | FG-FGA | Pct. | 3FG-3FGA | Pct. | FT-FTA | Pct. | O-D | Tot.-Avg. | F-DQ | A | TO | B | S | TP-Avg. |
|------------------|---------------|------------------|-----------------|-------------|----------------|-------------|----------------|-------------|---------------|----------------|--------------|------------|------------|----------|------------|------------------|
| 2017-18* | 28-28 | 935-33.4 | 165-383 | .431 | 59-161 | .366 | 57-73 | .781 | 10-106 | 116-4.1 | 44-0 | 97 | 63 | 3 | 20 | 446-15.9 |
| 2018-19* | 31-31 | 1054-34.0 | 195-455 | .429 | 76-184 | .413 | 60-85 | .706 | 14-123 | 137-4.4 | 60-0 | 97 | 50 | 1 | 34 | 526-17.0 |
| 2019-20* | 26-26 | 876-33.7 | 173-415 | .417 | 49-147 | .333 | 50-64 | .781 | 12-71 | 83-3.2 | 37-0 | 93 | 54 | 3 | 23 | 445-17.1 |
| 2020-21 | 27-5 | 627-23.2 | 78-204 | .382 | 46-121 | .380 | 17-26 | .654 | 4-43 | 47-1.7 | 25-0 | 34 | 25 | 1 | 16 | 219-8.1 |
| 2021-22 | 30-1 | 601-20.0 | 63-168 | .375 | 35-97 | .361 | 24-36 | .667 | 2-42 | 44-1.5 | 38-0 | 39 | 28 | 0 | 15 | 185-6.2 |
| NEB TOTAL | 57-6 | 1228-21.5 | 141-372 | .379 | 81-218 | .372 | 41-62 | .661 | 6-85 | 91-1.6 | 63-0 | 73 | 53 | 1 | 31 | 404-7.1 |
| All* | 142-91 | 4093-28.8 | 674-1625 | .415 | 265-710 | .373 | 208-284 | .732 | 42-385 | 427-3.0 | 204-0 | 360 | 220 | 8 | 108 | 1821-12.8 |

*-Statistics from Western Illinois

VERGE'S CAREER STATS

| Year | G-GS | MP-MPG | FG-FGA | Pct. | 3FG-3FGA | Pct. | FT-FTA | Pct. | O-D | Tot.-Avg. | F-DQ | A | TO | B | S | TP-Avg. |
|------------------|--------------|------------------|-----------------|-------------|---------------|-------------|----------------|-------------|---------------|----------------|--------------|------------|------------|-----------|------------|------------------|
| 2019-20* | 28-9 | 479-17.1 | 158-361 | .438 | 22-76 | .289 | 70-95 | .737 | 18-79 | 97-3.5 | 45-1 | 63 | 60 | 3 | 39 | 408-14.6 |
| 2020-21* | 23-21 | 685-29.8 | 111-284 | .391 | 27-81 | .333 | 72-89 | .809 | 14-76 | 90-3.9 | 59-1 | 87 | 56 | 4 | 28 | 321-14.0 |
| 2021-22 | 31-31 | 879-28.4 | 167-366 | .456 | 17-54 | .315 | 97-126 | .770 | 15-125 | 140-4.5 | 63-3 | 169 | 104 | 7 | 50 | 448-14.5 |
| NEB TOTAL | 31-31 | 879-28.4 | 167-366 | .456 | 17-54 | .315 | 97-126 | .770 | 15-125 | 140-4.5 | 63-3 | 169 | 104 | 7 | 50 | 448-14.5 |
| All* | 82-61 | 2043-24.9 | 436-1011 | .431 | 66-211 | .313 | 239-310 | .771 | 47-280 | 327-4.0 | 167-5 | 319 | 220 | 14 | 117 | 1177-14.4 |

*-Statistics from Arizona State



#1 - ALONZO VERGE JR.

6-4 | 164 | Guard
Chicago, Ill.

CAREER HONORS

- ▶ Big Ten Assist Leader (5.5/gm, 2021-22)
- ▶ Big Ten Co-Player of the Week (3/7/22)
- ▶ Portsmouth Invitational Camp Invitee (2022)
- ▶ Signed with MKS Dabrowa Gornicza in Poland

NEBRASKA CAREER HIGHS

| | | |
|-----------------|----|----------------------------|
| Points: | 31 | Michigan (12/7/21) |
| Rebounds: | 13 | Western Illinois (11/9/21) |
| Field Goals: | 12 | Michigan (12/7/21) |
| Field Goal Att. | 22 | NC State (12/1/21) |
| 3-Point FG | 2 | Two Times |
| 3-Point FG Att. | 4 | Two times |
| Free Throws | 7 | Two times (last, 3/9/22) |
| Free Throw Att. | 9 | Two times (last, 3/9/22) |
| Assists | 12 | Kennesaw State (12/22/21) |
| Steals | 4 | Six times |
| Blocks | 2 | vs. Auburn (12/11/21) |
| Minutes | 54 | at NC State (12/1/21) |

CAREER RECAP

Verge was an impact newcomer as a graduate transfer for NU, averaging 14.5 points, 5.5 assists and 4.5 rebounds per game in 2021-22. He led the Big Ten Conference in assists per game (5.5 apg) and was third in steals (1.6 spg), while ranking in the top 20 in free throw percentage (.770, 10th), field goal percentage (.450, 12th) and points per game (16th). Verge, who was 22nd nationally in assists, finished fifth on Husker single-season charts with 169 assists in 2021-22. He totaled a team-high five double-doubles, including four games with at least 10 assists. Verge had his best performances in NU's biggest wins, finishing with 13 points and 11 assists in a win over No. 23 Ohio State on March 1 to give NU its first win over a ranked team since 2019. He scored 26 points and added six assists and five rebounds in a 74-73 win at No. 10 Wisconsin. In that game, he scored nine points in a 12-0 Husker run that helped NU overcome a 10-point deficit and pick up its first top-10 road win since 2014.



2022-23 NEBRASKA BASKETBALL

2021-22 SEASON STATISTICS

OVERALL RECORD: 10-22

| ## | Player | GP | GS | Min | Avg | TOTAL | | | 3-PTS | | | FREE THROWS | | | REBOUNDS | | | | PF | FO | A | TO | Blk | Stl | Pts | Avg |
|-----------|---------------------|----|----|-------|------|-------|-------|------|-------|-----|-------|-------------|-----|------|----------|-----|-------|------|-----|----|-----|-----|-----|-----|-------|------|
| | | | | | | FG | FGA | Pct | 3FG | FGA | Pct | FT | FTA | Pct | Off | Def | Tot | Avg | | | | | | | | |
| 05 | Bryce McGowens | 31 | 31 | 1,032 | 33.3 | 160 | 397 | .403 | 40 | 146 | .274 | 162 | 195 | .831 | 22 | 139 | 161 | 5.2 | 62 | 1 | 43 | 65 | 10 | 22 | 522 | 16.8 |
| 01 | Alonzo Verge Jr. | 31 | 31 | 879 | 28.4 | 167 | 366 | .456 | 17 | 54 | .315 | 97 | 126 | .770 | 15 | 125 | 140 | 4.5 | 63 | 3 | 169 | 104 | 7 | 50 | 448 | 14.5 |
| 13 | Derrick Walker | 32 | 32 | 843 | 26.3 | 129 | 189 | .683 | 0 | 1 | .000 | 45 | 62 | .726 | 65 | 128 | 193 | 6.0 | 93 | 4 | 45 | 53 | 29 | 24 | 303 | 9.5 |
| 00 | C.J. Wilcher | 32 | 2 | 786 | 24.6 | 92 | 199 | .462 | 52 | 128 | .406 | 22 | 35 | .629 | 17 | 56 | 73 | 2.3 | 42 | 1 | 26 | 31 | 3 | 25 | 258 | 8.1 |
| 02 | Trey McGowens | 17 | 16 | 455 | 26.8 | 36 | 88 | .409 | 7 | 19 | .368 | 36 | 58 | .621 | 14 | 55 | 69 | 4.1 | 48 | 3 | 26 | 26 | 4 | 27 | 115 | 6.8 |
| 10 | Kobe Webster | 30 | 1 | 601 | 20.0 | 63 | 168 | .375 | 35 | 97 | .361 | 24 | 36 | .667 | 2 | 42 | 44 | 1.5 | 38 | 0 | 39 | 28 | 0 | 15 | 185 | 6.2 |
| 11 | Lat Mayen | 31 | 31 | 731 | 23.6 | 65 | 168 | .387 | 29 | 97 | .299 | 25 | 34 | .735 | 19 | 99 | 118 | 3.8 | 75 | 1 | 22 | 31 | 10 | 13 | 184 | 5.9 |
| 30 | Keisei Tominaga | 30 | 11 | 496 | 16.5 | 59 | 158 | .373 | 36 | 109 | .330 | 16 | 19 | .842 | 8 | 37 | 45 | 1.5 | 20 | 0 | 18 | 10 | 1 | 23 | 170 | 5.7 |
| 32 | Wilhelm Breidenbach | 10 | 0 | 157 | 15.7 | 14 | 39 | .359 | 3 | 20 | .150 | 6 | 12 | .500 | 7 | 20 | 27 | 2.7 | 33 | 2 | 6 | 7 | 6 | 10 | 37 | 3.7 |
| 35 | Eduardo Andre | 30 | 0 | 344 | 11.5 | 36 | 63 | .571 | 0 | 1 | .000 | 22 | 42 | .524 | 25 | 71 | 96 | 3.2 | 63 | 2 | 9 | 33 | 16 | 17 | 94 | 3.1 |
| 14 | Trevor Lakes | 8 | 0 | 71 | 8.9 | 4 | 14 | .286 | 3 | 13 | .231 | 1 | 2 | .500 | 1 | 6 | 7 | 0.9 | 7 | 0 | 2 | 1 | 1 | 2 | 12 | 1.5 |
| 04 | Jackson Cronin | 12 | 0 | 15 | 1.3 | 3 | 5 | .600 | 1 | 1 | 1.000 | 0 | 2 | .000 | 0 | 1 | 1 | 0.1 | 0 | 0 | 0 | 0 | 0 | 0 | 7 | 0.6 |
| 23 | Keon Edwards | 19 | 5 | 108 | 5.7 | 4 | 21 | .190 | 1 | 15 | .067 | 1 | 2 | .500 | 5 | 9 | 14 | 0.7 | 12 | 0 | 2 | 5 | 0 | 2 | 10 | 0.5 |
| 15 | Chris McGraw | 6 | 0 | 8 | 1.3 | 0 | 0 | .000 | 0 | 0 | .000 | 0 | 0 | .000 | 0 | 0 | 0 | 0.0 | 0 | 0 | 1 | 0 | 0 | 0 | 0 | 0.0 |
| TEAM | | | | | | | | | | | | | | | | | | | | | | | | | | |
| Total | | 32 | | 6,525 | | 832 | 1,875 | .444 | 224 | 701 | .320 | 457 | 625 | .731 | 235 | 824 | 1,059 | 33.1 | 556 | 17 | 408 | 402 | 87 | 230 | 2,345 | 73.3 |
| Opponents | | 32 | | 6,525 | | 900 | 2,022 | .445 | 283 | 816 | .347 | 430 | 595 | .723 | 378 | 906 | 1,284 | 40.1 | 581 | 13 | 456 | 429 | 119 | 227 | 2,513 | 78.5 |

BIG TEN RECORD: 4-16, T-13TH PLACE

| ## | Player | GP | GS | Min | Avg | TOTAL | | | 3-PTS | | | FREE THROWS | | | REBOUNDS | | | | PF | FO | A | TO | Blk | Stl | Pts | Avg |
|-----------|---------------------|----|----|-------|------|-------|-------|------|-------|-----|-------|-------------|-----|-------|----------|-----|-----|------|-----|----|-----|-----|-----|-----|-------|------|
| | | | | | | FG | FGA | Pct | 3FG | FGA | Pct | FT | FTA | Pct | Off | Def | Tot | Avg | | | | | | | | |
| 05 | Bryce McGowens | 19 | 19 | 626 | 33.0 | 100 | 253 | .395 | 26 | 90 | .289 | 103 | 120 | .858 | 13 | 79 | 92 | 4.8 | 33 | 0 | 24 | 42 | 3 | 13 | 329 | 17.3 |
| 01 | Alonzo Verge Jr. | 19 | 19 | 513 | 27.0 | 98 | 213 | .460 | 12 | 32 | .375 | 52 | 65 | .800 | 8 | 63 | 71 | 3.7 | 41 | 2 | 89 | 60 | 3 | 25 | 260 | 13.7 |
| 13 | Derrick Walker | 20 | 20 | 511 | 25.6 | 81 | 128 | .633 | 0 | 0 | .000 | 17 | 26 | .654 | 41 | 70 | 111 | 5.6 | 61 | 3 | 28 | 30 | 10 | 15 | 179 | 9.0 |
| 00 | C.J. Wilcher | 20 | 1 | 497 | 24.9 | 60 | 129 | .465 | 34 | 79 | .430 | 13 | 21 | .619 | 8 | 32 | 40 | 2.0 | 20 | 0 | 13 | 18 | 1 | 14 | 167 | 8.4 |
| 02 | Trey McGowens | 13 | 12 | 351 | 27.0 | 29 | 68 | .426 | 7 | 18 | .389 | 24 | 41 | .585 | 11 | 38 | 49 | 3.8 | 41 | 3 | 22 | 19 | 2 | 19 | 89 | 6.8 |
| 11 | Lat Mayen | 20 | 20 | 500 | 25.0 | 46 | 113 | .407 | 19 | 59 | .322 | 15 | 22 | .682 | 13 | 65 | 78 | 3.9 | 52 | 1 | 13 | 19 | 7 | 8 | 126 | 6.3 |
| 10 | Kobe Webster | 20 | 1 | 394 | 19.7 | 39 | 109 | .358 | 24 | 67 | .358 | 13 | 21 | .619 | 1 | 31 | 32 | 1.6 | 24 | 0 | 25 | 23 | 0 | 8 | 115 | 5.8 |
| 32 | Wilhelm Breidenbach | 2 | 0 | 31 | 15.6 | 4 | 10 | .400 | 0 | 3 | .000 | 1 | 1 | 1.000 | 3 | 5 | 8 | 4.0 | 5 | 0 | 0 | 1 | 1 | 2 | 9 | 4.5 |
| 30 | Keisei Tominaga | 18 | 8 | 268 | 14.9 | 26 | 77 | .338 | 15 | 52 | .288 | 8 | 9 | .889 | 6 | 24 | 30 | 1.7 | 12 | 0 | 13 | 5 | 1 | 8 | 75 | 4.2 |
| 35 | Eduardo Andre | 20 | 0 | 242 | 12.1 | 25 | 39 | .641 | 0 | 0 | .000 | 12 | 25 | .480 | 15 | 51 | 66 | 3.3 | 46 | 2 | 7 | 22 | 15 | 14 | 62 | 3.1 |
| 4 | Jackson Cronin | 7 | 0 | 10 | 1.4 | 3 | 4 | .750 | 1 | 1 | 1.000 | 0 | 2 | .000 | 0 | 0 | 0 | 0.0 | 0 | 0 | 0 | 0 | 0 | 0 | 7 | 1.0 |
| 23 | Keon Edwards | 9 | 0 | 39 | 4.4 | 2 | 8 | .250 | 1 | 4 | .250 | 0 | 0 | .000 | 2 | 3 | 5 | 0.6 | 5 | 0 | 0 | 3 | 0 | 0 | 5 | 0.6 |
| 15 | Chris McGraw | 1 | 0 | 3 | 3.3 | 0 | 0 | .000 | 0 | 0 | .000 | 0 | 0 | .000 | 0 | 0 | 0 | 0 | 0 | 0 | 0 | 1 | 0 | 0 | 0 | 0.0 |
| 14 | Trevor Lakes | 3 | 0 | 34 | 11.4 | 0 | 3 | .000 | 0 | 3 | .000 | 0 | 0 | .000 | 1 | 3 | 4 | 1.3 | 3 | 0 | 1 | 1 | 1 | 1 | 0 | 0.0 |
| Team | | | | | | | | | | | | | | | | | | | | | | | | | | |
| Total | | 20 | | 4,025 | | 513 | 1,154 | .445 | 139 | 408 | .341 | 258 | 353 | .731 | 145 | 481 | 626 | 31.3 | 343 | 11 | 236 | 248 | 44 | 127 | 1,423 | 71.2 |
| Opponents | | 20 | | 4,025 | | 580 | 1,235 | .470 | 169 | 466 | .363 | 290 | 381 | .761 | 214 | 550 | 764 | 38.2 | 340 | 3 | 290 | 233 | 84 | 146 | 1,619 | 81.0 |

FINAL BIG TEN STANDINGS

| Team | Conference | | Overall | | Postseason |
|----------------|------------|------|---------|------|-------------------|
| | W-L | Pct. | W-L | Pct. | |
| I-Wisconsin | 15-5 | .750 | 25-8 | .758 | NCAA Second Round |
| I-Illinois | 15-5 | .750 | 23-10 | .697 | NCAA Second Round |
| Purdue | 14-6 | .700 | 29-8 | .784 | NCAA Sweet 16 |
| ^Iowa | 12-8 | .600 | 26-10 | .722 | NCAA First Round |
| Ohio State | 12-8 | .600 | 20-12 | .625 | NCAA Second Round |
| Rutgers | 12-8 | .600 | 18-14 | .562 | NCAA First Four |
| Michigan State | 11-9 | .550 | 23-13 | .639 | NCAA Second Round |
| Michigan | 11-9 | .550 | 19-15 | .559 | NCAA Sweet 16 |
| Indiana | 9-11 | .450 | 21-14 | .600 | NCAA First Round |
| Northwestern | 7-13 | .350 | 15-16 | .484 | |
| Maryland | 7-13 | .350 | 15-17 | .469 | |
| Penn State | 7-13 | .350 | 14-17 | .452 | |
| Minnesota | 4-16 | .200 | 13-17 | .433 | |
| Nebraska | 4-16 | .200 | 10-22 | .312 | |

I-Regular-Season Co-Champions; ^-Tournament Champion

2021-22 NEBRASKA RECORD BY LINEUP

| No. | Starting Lineup | Record |
|-----|--|--------|
| 1. | B. McGowens, T. McGowens, Verge Jr., Walker, Wilcher | 0-1 |
| 2. | Mayen, B. McGowens, T. McGowens, Verge Jr., Walker | 4-9 |
| 3. | Edwards, Mayen, B. McGowens, Verge Jr., Walker | 4-1 |
| 4. | Mayen, B. McGowens, Tominaga, Verge Jr., Walker | 1-10 |
| 5. | Mayen, B. McGowens, T., McGowens, Walker, Webster | 0-1 |
| 6. | Mayen, T. McGowens, Verge Jr., Walker, Wilcher | 1-0 |

ALL-BIG TEN TEAM (COACHES)

First Team
 Kofi Cockburn, Illinois
 Keegan Murray, Iowa
 E.J. Liddell, Ohio State
 Jaden Ivey, Purdue
 Johnny Davis, Wisconsin

Second Team
 Trent Frazier, Illinois
 Trayce Jackson-Davis, Indiana
 Hunter Dickinson, Michigan
 Zach Edey, Purdue
 Ron Harper Jr., Rutgers
 Brad Davison, Wisconsin

Third Team
 Alfonso Plummer, Illinois
 Gabe Brown, Michigan State
Bryce McGowens, Nebraska
 Malaki Branham, Ohio State
 Trevion Williams, Purdue
 Geo Baker, Rutgers

Honorable Mention
 Jordan Bohannon, Iowa; Fatts Russell, Maryland;
 Malik Hall, Michigan State; Jamison Battle and,
 Payton Willis, Minnesota; John Harrar, Penn State;
 Sasha Stefanovic, Purdue; Tyler Wahl, Wisconsin

CONFERENCE HONORS

Coach of the Year: Greg Gard, Wisconsin
Player of the Year: Johnny Davis, Wisconsin
Defensive Player of the Year: Caleb McConnell, Rutgers
Freshman of the Year: Malaki Branham, Ohio State
Sixth Man of the Year: Trevion Williams, Purdue

ALL-BIG TEN TEAM (MEDIA)

First Team
 Kofi Cockburn, Illinois
 Keegan Murray, Iowa
 E.J. Liddell, Ohio State
 Jaden Ivey, Purdue
 Johnny Davis, Wisconsin

Second Team
 Trent Frazier, Illinois
 Trayce Jackson-Davis, Indiana
 Hunter Dickinson, Michigan
 Zach Edey, Purdue
 Ron Harper Jr., Rutgers

Third Team
 Alfonso Plummer, Illinois
Bryce McGowens, Nebraska
 Malaki Branham, Ohio State
 Trevion Williams, Purdue
 Brad Davison, Wisconsin

Honorable Mention:
 Xavier Johnson and Race Thompson, Indiana;
 Jordan Bohannon, Iowa; Fatts Russell and Eric
 Ayala, Maryland; Eli Brooks, Michigan; Gabe Brown,
 Michigan State; Jamison Battle and Payton Willis,
 Minnesota; Pete Nance, Northwestern; John
 Harrar, Penn State; Sasha Stefanovic, Purdue; Geo
 Baker, Caleb McConnell, Paul Mulcahy and Clifford
 Omoruyi Rutgers; Tyler Wahl, Wisconsin

CONFERENCE HONORS

Coach of the Year: Greg Gard, Wisconsin
Player of the Year: Johnny Davis, Wisconsin
Freshman of the Year: Malaki Branham, Ohio State

2021-22 GAME-BY-GAME REVIEW

| -----Nebraska Individual Leaders----- | | | | | | | | |
|---------------------------------------|----------------------------|-----------------|--------------|---------|-------------------------|------------------------------|-------------------|----------------------------|
| Date | Opponent | Result | Record (B1G) | Attend. | Points | Rebounds | Assists | Steals |
| 11/9 | Western Illinois | L, 74-75 | 0-1 (0-0) | 15,312 | Verge (26) | Verge (13) | Verge (5) | T. McGowens, Tominaga (3) |
| 11/12 | Sam Houston | W, 74-65 | 1-1 (0-0) | 15,474 | McGowens (29) | T. McGowens (9) | Verge (7) | Verge (4) |
| 11/16 | Creighton | L, 69-77 | 1-2 (0-0) | 15,939 | Webster (20) | 4 players (5) | Verge (4) | Wilcher, Webster (2) |
| 11/19 | Idaho State | W, 78-60 | 2-2 (0-0) | 15,274 | Walker (14) | B. McGowens (7) | Webster (5) | Wilcher (2) |
| 11/21 | Southern | W, 82-59 | 3-2 (0-0) | 15,252 | B. McGowens (18) | B. McGowens (11) | Three players (4) | Webster, B. McGowens (2) |
| 11/23 | Tennessee State | W, 79-73 | 4-2 (0-0) | 15,236 | B. McGowens, Verge (18) | B. McGowens, Walker (6) | Verge (10) | Verge (3) |
| 11/27 | South Dakota | W, 83-70 | 5-2 (0-0) | 15,685 | Tominaga (23) | B. McGowens (8) | Verge (5) | Breidenbach (5) |
| 12/1 | at NC State | L 100-104 (4OT) | 5-3 (0-0) | 11,562 | Verge (25) | Walker (13) | Verge (11) | Verge (3) |
| 12/4 | at Indiana * | L, 55-68 | 5-4 (0-1) | 17,222 | Verge (15) | Verge, B. McGowens (5) | Verge (3) | Walker, Webster, Andre (2) |
| 12/7 | Michigan * | L, 67-102 | 5-5 (0-2) | 15,426 | Verge (31) | Verge (8) | Verge (3) | Briedenbach (2) |
| 12/11 | vs. No. 18 Auburn% | L, 68-99 | 5-6 (0-2) | 8,557 | Wilcher (17) | Walker (10) | Walker, Verge (4) | Tominaga (3) |
| 12/19 | Kansas State | L, 58-67 | 5-7 (0-2) | 15,043 | Verge (21) | Walker (9) | Verge (5) | Verge (4) |
| 12/22 | Kennesaw State | W, 88-74 | 6-7 (0-2) | 14,519 | Tominaga (18) | Verge (7) | Verge (12) | Verge, B. McGowens (2) |
| 1/2 | No. 13 Ohio State * | L, 79-88 (OT) | 6-8 (0-3) | 14,478 | McGowens (18) | Walker (10) | Verge (4) | Walker (4) |
| 1/5 | at No. 10 Michigan State * | L, 67-79 | 6-9 (0-4) | 14,797 | Walker (16) | Four players (4) | Verge (5) | Four players (2) |
| 1/8 | at Rutgers * | L, 65-93 | 6-10 (0-5) | 8,000 | B. McGowens (17) | Walker (6) | Verge (4) | Five players (1) |
| 1/11 | No. 25 Illinois * | L, 71-81 | 6-11 (0-6) | 14,069 | B. McGowens (19) | Walker (7) | Verge (9) | Four players (1) |
| 1/14 | at No. 7 Purdue * | L, 65-92 | 6-12 (0-7) | 14,804 | Tominaga (11) | Mayen (8) | Webster (5) | Tominaga (2) |
| 1/17 | Indiana * | L, 71-77 | 6-13 (0-8) | 15,290 | B. McGowens (20) | B. McGowens, Andre (5) | Verge (4) | Verge (4) |
| 1/27 | No. 11 Wisconsin * | L, 65-73 | 6-14 (0-9) | 15,385 | B. McGowens (23) | Mayen, Walker, Verge (5) | Walker (4) | Mayen (2) |
| 1/29 | Rutgers * | L, 61-63 | 6-15 (0-10) | 15,671 | B. McGowens (29) | Mayen (8) | Mayen (3) | Four players (1) |
| 2/1 | at Michigan * | L, 79-85 | 6-16 (0-11) | 9,301 | B. McGowens (24) | B. McGowens (6) | Verge (3) | B. McGowens (3) |
| 2/5 | Northwestern * | L, 63-87 | 6-17 (0-12) | 15,609 | Wilcher (15) | Walker (6) | Verge (6) | Verge (2) |
| 2/9 | Minnesota * | W, 78-76 | 7-17 (1-12) | 15,303 | Verge (22) | Walker, T. McGowens (7) | McGowens (5) | Mayan, Verge (3) |
| 2/13 | at Iowa * | L, 75-98 | 7-18 (1-13) | 13,772 | Walker (14) | Walker (6) | Verge (6) | T. McGowens (2) |
| 2/18 | Maryland * | L, 74-90 | 7-19 (1-14) | 15,443 | B. McGowens (25) | Walker (6) | Verge (5) | B. McGowens (1) |
| 2/22 | at Northwestern * | L, 65-77 | 7-20 (1-15) | 3,487 | Verge, B. McGowens (15) | B. McGowens (10), Verge (10) | Walker (5) | Verge (4) |
| 2/25 | No. 25 Iowa * | L, 78-88 | 7-21 (1-16) | 15,960 | Verge (18) | Walker (8) | Verge (7) | Verge (4) |
| 2/27 | at Penn State * | W, 93-70 | 8-21 (2-16) | 8,273 | B. McGowens (25) | Walker (7) | Verge (5) | T. McGowens (4) |
| 3/1 | at No. 23 Ohio State * | W, 78-70 | 9-21 (3-16) | 12,267 | B. McGowens (26) | T. McGowens (6) | Verge (11) | T. McGowens (4) |
| 3/6 | at No. 10 Wisconsin * | W, 74-73 | 10-21 (4-16) | 17,287 | Verge (26) | Walker (7) | Verge (6) | Verge, T. McGowens (2) |
| 3/9 | vs. Northwestern \$ | L, 69-71 | 10-22 (4-16) | 14,138 | Verge (21) | Mayen, Walker, Verge (6) | Verge (9) | Verge, T. McGowens (4) |

*-- Big Ten game; %-Atlanta, Ga.; \$-Big Ten Tournament (Indianapolis)

MISCELLANEOUS REVIEW

| Nebraska Record When: | All | Home | Away/Neutral |
|-------------------------------|-------|------|--------------|
| Ahead at Halftime | 8-7 | 5-4 | 3-3 |
| Behind at Halftime | 2-15 | 2-8 | 0-7 |
| Tied at Halftime | 0-0 | 0-0 | 0-0 |
| Bench Outscores Opponent's | 7-5 | 6-3 | 1-2 |
| Opponent Bench Outscores NU | 3-16 | 1-9 | 2-7 |
| Bench scoring is even | 0-1 | 0-0 | 0-1 |
| Shooting 50% or Better | 6-2 | 4-1 | 2-1 |
| Shooting Under 50% | 4-20 | 3-11 | 1-9 |
| Opp. Shoots 50% or Better | 0-9 | 0-4 | 0-5 |
| Opp. Shoots Under 50% | 10-13 | 7-8 | 3-5 |
| Outshooting Opponent (pct.) | 10-5 | 7-2 | 3-3 |
| Outshot by Opponent (pct.) | 0-16 | 0-9 | 0-7 |
| Shooting is even | 0-1 | 0-1 | 0-0 |
| Outrebounding Opponent | 2-3 | 1-2 | 1-1 |
| Outrebounded by Opponent | 7-19 | 5-10 | 2-9 |
| Rebounds are Even | 1-0 | 1-0 | 0-0 |
| Committing More TOs than Opp | 2-11 | 0-6 | 2-5 |
| Committing Fewer TOs than Opp | 8-9 | 7-5 | 1-4 |
| Turnovers are Even | 0-2 | 0-1 | 0-1 |
| Leading with 5:00 left | 9-5 | 7-2 | 2-3 |
| Trailing with 5:00 left | 1-17 | 0-10 | 1-7 |
| Tied with 5:00 left | 0-0 | 0-0 | 0-0 |
| In Overtime | 0-2 | 0-1 | 0-1 |
| Scoring 80 or more points | 4-1 | 3-0 | 1-1 |
| Scoring 61 to 79 points | 6-19 | 4-11 | 2-8 |
| Scoring 60 or fewer points | 0-2 | 0-1 | 0-1 |
| Allowing 80 or more points | 0-12 | 0-6 | 0-6 |
| Allowing 61 to 79 points | 8-10 | 5-6 | 3-4 |
| Allowing 60 or fewer points | 2-0 | 2-0 | 0-0 |

HOME/AWAY/NEUTRAL STATISTICS

| Field-Goal Percentage by Site: | | |
|--------------------------------|-----------------------------|-----------------------------|
| NEB | H (PBA) -- 476-1,100 = 43.3 | A -- 356-775 = 45.9 |
| OPP | A -- 385-834 = 46.2 | H (PBA) -- 515-1,188 = 43.4 |

| Free Throw Percentage by Site: | | |
|--------------------------------|---------------------------|---------------------------|
| NEB | H (PBA) -- 309-431 = 71.7 | A -- 148-194 = 76.3 |
| OPP | A -- 198-259 = 76.4 | H (PBA) -- 232-336 = 69.0 |

NU Average at home: 73.3 ppg (1,392)
 Opp. Average at home: 75.5 ppg (1,434)
 NU Average on Road/Neutral: 73.3 ppg (953)
 Opp. Average on Road/Neutral: 83.0 ppg (1,079)



Keisei Tominaga had a career-high 23 points against South Dakota.



| Team | FG-FGA | Pct. | 3FG-3FGA | Pct. | FT-FTA | Pct. | O-D | Reb. | PF | A | TO | B | S | Pts. | W/L |
|--------------------------|--------|------|----------|------|--------|------|-------|------|----|----|----|----|----|------|---------|
| Western Illinois | 30-77 | .390 | 9-33 | .273 | 6-14 | .429 | 23-34 | 57 | 25 | 11 | 18 | 1 | 7 | 75 | |
| at Nebraska | 23-59 | .390 | 5-20 | .250 | 23-31 | .742 | 7-30 | 37 | 18 | 6 | 12 | 3 | 8 | 74 | L |
| Sam Houston | 24-64 | .375 | 9-30 | .300 | 8-16 | .500 | 16-29 | 45 | 30 | 10 | 18 | 1 | 4 | 65 | |
| at Nebraska | 22-54 | .407 | 4-22 | .182 | 26-36 | .722 | 10-30 | 40 | 16 | 10 | 11 | 6 | 8 | 74 | W |
| Creighton | 28-60 | .467 | 10-23 | .435 | 11-20 | .550 | 13-37 | 50 | 14 | 16 | 16 | 7 | 5 | 77 | |
| at Nebraska | 26-70 | .371 | 10-26 | .385 | 7-9 | .778 | 9-27 | 36 | 18 | 15 | 7 | 5 | 9 | 69 | L |
| Idaho State | 20-51 | .392 | 12-37 | .324 | 8-14 | .571 | 10-21 | 31 | 14 | 11 | 15 | 2 | 5 | 60 | |
| at Nebraska | 31-57 | .544 | 8-23 | .348 | 8-11 | .727 | 6-25 | 31 | 18 | 18 | 8 | 1 | 8 | 78 | W |
| Southern | 22-65 | .338 | 6-21 | .286 | 9-10 | .900 | 8-22 | 30 | 23 | 12 | 16 | 1 | 5 | 59 | |
| at Nebraska | 27-51 | .529 | 4-23 | .174 | 24-30 | .800 | 3-35 | 38 | 18 | 18 | 15 | 3 | 4 | 82 | W |
| Tennessee State | 26-64 | .406 | 13-33 | .394 | 8-15 | .533 | 12-25 | 37 | 21 | 15 | 13 | 2 | 3 | 73 | |
| at Nebraska | 28-53 | .528 | 6-25 | .240 | 17-27 | .630 | 6-29 | 35 | 13 | 18 | 10 | 2 | 6 | 79 | W |
| South Dakota | 25-59 | .424 | 12-25 | .480 | 8-16 | .500 | 13-27 | 40 | 21 | 16 | 18 | 1 | 8 | 70 | |
| at Nebraska | 28-61 | .459 | 9-23 | .391 | 18-26 | .692 | 9-26 | 35 | 16 | 18 | 10 | 4 | 10 | 83 | W |
| at NC State | 33-90 | .367 | 6-35 | .171 | 32-43 | .744 | 25-45 | 70 | 19 | 12 | 20 | 11 | 9 | 104 | |
| Nebraska | 40-96 | .417 | 9-37 | .243 | 11-15 | .733 | 14-35 | 49 | 29 | 18 | 16 | 4 | 11 | 100 | L (4OT) |
| at Indiana | 23-57 | .404 | 8-22 | .364 | 14-17 | .824 | 8-33 | 41 | 12 | 10 | 15 | 5 | 7 | 68 | |
| Nebraska | 23-61 | .377 | 5-22 | .227 | 4-5 | .800 | 5-27 | 32 | 18 | 9 | 14 | 1 | 9 | 55 | L |
| Michigan | 39-76 | .513 | 15-32 | .469 | 9-12 | .750 | 15-39 | 54 | 18 | 25 | 12 | 2 | 7 | 102 | |
| at Nebraska | 32-72 | .319 | 5-35 | .143 | 16-21 | .762 | 14-24 | 38 | 15 | 6 | 9 | 3 | 4 | 67 | L |
| vs. No. 18 Auburn | 39-76 | .513 | 14-31 | .452 | 7-11 | .636 | 12-24 | 36 | 15 | 26 | 8 | 3 | 16 | 99 | |
| Nebraska | 23-54 | .426 | 7-22 | .318 | 15-17 | .882 | 9-24 | 33 | 14 | 12 | 20 | 5 | 6 | 68 | L |
| Kansas State | 23-59 | .390 | 6-26 | .231 | 15-18 | .833 | 10-34 | 44 | 20 | 12 | 19 | 3 | 9 | 67 | |
| at Nebraska | 19-58 | .328 | 5-28 | .179 | 15-22 | .682 | 9-27 | 36 | 15 | 9 | 17 | 3 | 12 | 58 | L |
| Kennesaw State | 26-63 | .413 | 7-26 | .269 | 15-19 | .789 | 11-31 | 42 | 21 | 8 | 21 | 0 | 7 | 74 | |
| at Nebraska | 30-57 | .526 | 15-29 | .517 | 13-21 | .619 | 3-28 | 31 | 21 | 20 | 17 | 5 | 10 | 88 | W |
| No. 13 Ohio State | 30-63 | .476 | 16-34 | .471 | 11-14 | .786 | 13-29 | 42 | 19 | 17 | 16 | 5 | 4 | 87 | |
| at Nebraska | 27-65 | .415 | 8-23 | .348 | 17-23 | .739 | 11-23 | 34 | 16 | 13 | 8 | 0 | 9 | 79 | L (OT) |
| at No. 10 Michigan State | 29-56 | .518 | 8-17 | .471 | 13-19 | .684 | 11-29 | 40 | 12 | 18 | 19 | 5 | 13 | 79 | |
| Nebraska | 27-60 | .450 | 7-23 | .304 | 6-11 | .545 | 6-21 | 27 | 15 | 15 | 15 | 1 | 12 | 67 | L |
| at Rutgers | 35-60 | .583 | 10-18 | .556 | 13-14 | .929 | 9-28 | 37 | 17 | 23 | 13 | 1 | 9 | 93 | |
| Nebraska | 26-53 | .491 | 6-18 | .333 | 7-12 | .583 | 4-17 | 21 | 18 | 12 | 14 | 3 | 5 | 65 | L |
| No. 25 Illinois | 31-66 | .470 | 7-19 | .368 | 12-19 | .632 | 15-27 | 42 | 15 | 13 | 9 | 8 | 6 | 81 | |
| Nebraska | 27-59 | .458 | 6-12 | .500 | 11-14 | .786 | 6-25 | 31 | 15 | 13 | 11 | 2 | 4 | 71 | L |
| at No. 7 Purdue | 32-65 | .491 | 9-29 | .310 | 19-27 | .704 | 14-27 | 41 | 16 | 19 | 10 | 5 | 7 | 92 | |
| Nebraska | 26-57 | .456 | 8-19 | .421 | 5-13 | .385 | 8-23 | 31 | 21 | 14 | 17 | 1 | 6 | 65 | L |
| Indiana | 27-50 | .540 | 4-13 | .308 | 20-28 | .714 | 9-21 | 30 | 22 | 10 | 14 | 2 | 7 | 78 | |
| at Nebraska | 24-51 | .471 | 6-17 | .353 | 17-21 | .810 | 7-17 | 24 | 20 | 11 | 13 | 0 | 8 | 71 | L |
| No. 11 Wisconsin | 25-68 | .362 | 10-22 | .455 | 13-18 | .722 | 13-34 | 47 | 18 | 12 | 10 | 2 | 7 | 73 | |
| at Nebraska | 22-55 | .400 | 7-20 | .350 | 14-17 | .824 | 2-32 | 34 | 16 | 10 | 13 | 2 | 5 | 65 | L |
| Rutgers | 23-60 | .383 | 3-19 | .158 | 14-17 | .824 | 8-31 | 39 | 21 | 10 | 11 | 10 | 10 | 63 | |
| at Nebraska | 17-58 | .293 | 6-20 | .300 | 21-29 | .724 | 13-31 | 44 | 18 | 9 | 15 | 6 | 4 | 61 | L |
| at Michigan | 28-60 | .467 | 2-15 | .133 | 27-33 | .818 | 12-27 | 49 | 17 | 14 | 11 | 2 | 5 | 85 | |
| Nebraska | 30-59 | .508 | 7-18 | .389 | 12-15 | .800 | 4-20 | 24 | 22 | 9 | 11 | 2 | 6 | 79 | L |
| Northwestern | 32-66 | .485 | 13-13 | .419 | 10-12 | .833 | 9-30 | 39 | 18 | 14 | 11 | 4 | 11 | 87 | |
| at Nebraska | 23-51 | .451 | 7-18 | .389 | 10-19 | .526 | 4-26 | 30 | 14 | 13 | 15 | 4 | 4 | 63 | L |
| Minnesota | 22-56 | .393 | 7-21 | .333 | 14-17 | .824 | 8-29 | 37 | 19 | 7 | 18 | 4 | 4 | 65 | |
| at Nebraska | 28-58 | .483 | 7-18 | .389 | 15-28 | .536 | 8-26 | 34 | 15 | 10 | 11 | 4 | 12 | 78 | W |
| at Iowa | 39-76 | .513 | 10-28 | .357 | 10-12 | .833 | 10-31 | 41 | 16 | 19 | 9 | 4 | 10 | 98 | |
| Nebraska | 27-62 | .435 | 7-25 | .280 | 14-16 | .875 | 6-29 | 35 | 16 | 18 | 15 | 2 | 5 | 75 | L |
| Maryland | 31-59 | .525 | 4-19 | .211 | 24-33 | .727 | 8-25 | 33 | 24 | 13 | 4 | 2 | 9 | 90 | |
| at Nebraska | 22-55 | .400 | 5-17 | .294 | 25-31 | .806 | 11-23 | 34 | 22 | 10 | 12 | 2 | 1 | 74 | L |
| at Northwestern | 30-60 | .500 | 13-32 | .406 | 4-6 | .667 | 7-24 | 31 | 14 | 20 | 12 | 5 | 10 | 77 | |
| Nebraska | 24-58 | .414 | 7-24 | .292 | 10-12 | .833 | 11-24 | 35 | 10 | 16 | 15 | 3 | 9 | 65 | L |
| No. 25 Iowa | 31-62 | .500 | 9-22 | .409 | 17-24 | .708 | 12-23 | 35 | 13 | 12 | 10 | 4 | 1 | 88 | |
| at Nebraska | 29-56 | .518 | 8-18 | .444 | 12-15 | .800 | 6-23 | 29 | 20 | 14 | 10 | 4 | 5 | 78 | L |
| at Penn State | 27-58 | .466 | 9-26 | .346 | 7-10 | .700 | 6-16 | 22 | 16 | 14 | 12 | 2 | 10 | 70 | |
| Nebraska | 32-55 | .582 | 13-20 | .650 | 16-19 | .824 | 10-25 | 34 | 14 | 14 | 15 | 1 | 8 | 93 | W |
| at No. 23 Ohio State | 22-57 | .386 | 7-24 | .292 | 19-24 | .792 | 14-25 | 39 | 17 | 10 | 8 | 7 | 1 | 70 | |
| Nebraska | 27-55 | .491 | 9-23 | .391 | 15-18 | .833 | 4-24 | 28 | 20 | 12 | 4 | 1 | 5 | 78 | W |
| at No. 10 Wisconsin | 24-60 | .400 | 5-23 | .217 | 20-25 | .800 | 13-22 | 35 | 16 | 9 | 9 | 4 | 7 | 73 | |
| Nebraska | 29-54 | .537 | 5-18 | .278 | 11-14 | .786 | 5-22 | 27 | 19 | 8 | 11 | 2 | 6 | 74 | W |
| vs. Northwestern | 24-59 | .407 | 10-30 | .333 | 13-18 | .722 | 11-27 | 38 | 18 | 18 | 14 | 4 | 3 | 71 | |
| Nebraska | 22-51 | .431 | 3-15 | .200 | 22-27 | .815 | 5-27 | 32 | 17 | 10 | 11 | 2 | 11 | 69 | L |



2021-22 INDIVIDUAL SUPERLATIVES

Nebraska Individual Game Highs

| | | |
|------------------------------|---------------|---|
| Points | 31 | Alonzo Verge Jr. vs. Michigan (12/7/21) |
| Field Goals Made | 12 | Alonzo Verge Jr. vs. Michigan (12/7/21) |
| Field Goal Att. | 23 | Bryce McGowens at NC State (12/1/21) |
| FG Pct (min 5 made) | 1.000 (7-7) | Derrick Walker vs. Tennessee State (11/23/21) |
| | 1.000 (5-5) | Derrick Walker vs. Idaho State (11/19/21) |
| 3-Point FG Made | 7 | Keisei Tominaga at NC State (12/1/21) |
| | 7 | Keisei Tominaga vs. South Dakota (11/27/21) |
| 3-Point FG Att. | 12 | Keisei Tominaga vs. Michigan (12/7/21) |
| | 12 | Keisei Tominaga at NC State (12/1/21) |
| 3-Point FG Pct (min. 3 made) | 1.000 (3-3) | C.J. Wilcher at Penn State (2/27/22) |
| Free Throws Made | 14 | Bryce McGowens vs. Maryland (2/18/22) |
| | 14 | Bryce McGowens vs. Rutgers (1/29/22) |
| Free Throw Att. | 18 | Bryce McGowens vs. Rutgers (1/29/22) |
| FT Pct (min 5 made) | 1.000 (10-10) | Bryce McGowens vs. Southern (11/21/21) |
| | 1.000 (6-6) | Bryce McGowens vs. Wisconsin (1/27/22) |
| | 1.000 (6-6) | Bryce McGowens at Rutgers (1/8/22) |
| | 1.000 (6-6) | Alonzo Verge Jr. vs. Michigan (12/7/21) |
| | 1.000 (6-6) | Alonzo Verge Jr. vs. Southern (11/21/21) |
| Rebounds | 13 | Derrick Walker at NC State (12/1/21) |
| | 13 | Alonzo Verge Jr. vs. Western Illinois (11/9/21) |
| Assists | 12 | Alonzo Verge Jr. vs. Kennesaw State (12/22/21) |
| Steals | 5 | Wilhelm Breidenbach vs. South Dakota (11/27/21) |
| Blocked Shots | 3 | Derrick Walker vs. Kennesaw State (12/22/21) |
| Turnovers | 7 | Alonzo Verge Jr. vs. Kennesaw State (12/22/21) |
| | 7 | Alonzo Verge Jr. vs. Auburn (12/11/21) |
| Minutes | 58 | Bryce McGowens at NC State (12/1/21) |
| | 54 | Alonzo Verge Jr. at NC State (12/1/21) |

Opponent Individual Game Highs

| | | |
|--------------------------|---------------|--|
| Points | 39 | Dereon Seabron at NC State (12/1/21) |
| Field Goals Made | 15 | Keegan Murray at Iowa (2/13/22) |
| Field Goal Att. | 22 | Savion Flagg vs. Sam Houston (11/12/21) |
| FG Pct. (min 5 made) | .833 (5-6) | Chris Vogt at Wisconsin (3/6/22) |
| | .833 (5-6) | Malik Hall at Michigan State (1/5/2022) |
| 3-Point FG Made | 6 | Boo Buie vs. Northwestern (2/5/22) |
| | 6 | Malaki Branham vs. Ohio State (1/2/2022) |
| | 6 | Dedric Boyd vs. Tennessee State (11/23/21) |
| 3-Point FG Att. | 11 | Boo Buie vs. Northwestern (2/5/22) |
| | 11 | Dedric Boyd vs. Tennessee State (11/23/21) |
| | 11 | Brion Whitley vs. Southern (11/21/21) |
| 3-Pt FG Pct (min 3 made) | 1.000 (3-3) | Connor McCaffery vs. Iowa (2/25/22) |
| Free Throws Made | 17 | Dereon Seabron at NC State (12/1/21) |
| Free Throw Att. | 20 | Dereon Seabron at NC State (12/1/21) |
| FT Pct (min 6 made) | 1.000 (10-10) | Ron Harper Jr. at Rutgers (1/8/22) |
| | 1.000 (7-7) | Terrell Burden vs. Kennesaw State (12/22/21) |
| | 1.000 (6-6) | Hunter Dickinson at Michigan (2/1/22) |
| | 1.000 (6-6) | Sasha Stefanovic at Purdue (1/14/22) |
| | 1.000 (6-6) | Xavier Johnson at Indiana (12/4/21) |
| Rebounds | 19 | Dereon Seabron at NC State (12/1/21) |
| Assists | 8 | Four Times |
| Steals | 5 | Three Times |
| Blocked Shots | 8 | Ebenezer Dowuona at NC State (12/1/21) |
| Turnovers | 7 | A.J. Hoggard at Michigan State (1/5/2022) |
| | 7 | Dereon Seabron at NC State (12/1/21) |
| Minutes | 50 | Jericole Hellems at NC State (12/1/21) |

MISCELLANEOUS STREAKS

| | |
|---|--|
| Biggest margin of victory | 23, Southern (11/21/21); at Penn State (2/27/22) |
| Biggest margin of defeat | 35, Michigan (12/7/21) |
| Largest deficit overcome in win | 10, Sam Houston (11/12/21); at Wisconsin (3/6/22) |
| Largest halftime deficit overcome in win | 5, Sam Houston (11/12) |
| Largest lead surrendered in loss | 15, vs. Northwestern (3/9/22) |
| Largest halftime lead surrendered in loss | 14, vs. Northwestern (3/9/22) |
| Largest lead at any time | 28, Southern (11/21/21) |
| Largest deficit at any time | 35, Michigan (12/7/21); Northwestern (2/5/22) |
| Largest runs without opponent scoring | 15, South Dakota (11/27/21); Kennesaw State (12/22/21) |
| Largest opponent run without NU scoring | 14, at NC State (12/1/21); vs. Auburn (12/11/21); at Purdue (1/14/21); vs. Northwestern (3/9/22) |

2021-22 NEBRASKA WIN/LOSS MARGIN

| Category | 1 | 2 | 3 | 4 | 5 | 6 | 7 | 8 | 9 | 10 | 11 | 12 | 13 | 14 | 15 | 16 | 17 | 18 | 19 | 20 | +20 |
|---------------|---|---|---|---|---|---|---|---|---|----|----|----|----|----|----|----|----|----|----|----|-----|
| Husker Wins | 1 | 0 | 0 | 0 | 0 | 1 | 0 | 1 | 1 | 0 | 0 | 0 | 2 | 1 | 0 | 0 | 0 | 1 | 0 | 0 | 2 |
| Husker Losses | 1 | 2 | 0 | 1 | 0 | 1 | 1 | 3 | 1 | 2 | 0 | 2 | 1 | 0 | 0 | 1 | 0 | 0 | 0 | 0 | 6 |

2021-22 TEAM SUPERLATIVES

Nebraska Team Game Highs

| | | |
|-------------------------------|--------------|---|
| Points | 100 | at NC State (12/1/21) |
| Field Goals Made | 40 | at NC State (12/1/21) |
| Field Goals Attempts | 96 | at NC State (12/1/21) |
| Field Goal Percentage | .582 (32-55) | at Penn State (2/27/22) |
| 3-Point Field Goals Made | 15 | Kennesaw State (12/22/21) |
| 3-Point Field Goal Attempts | 37 | at NC State (12/1/21) |
| 3-Point Field Goal Percentage | .650 (13-20) | at Penn State (2/27/22) |
| Free Throw Made | 26 | Sam Houston (11/12/21) |
| Free Throw Attempts | 36 | Sam Houston (11/12/21) |
| Free Throw Percentage | .882 (15-17) | vs. Auburn (12/11/21) |
| Rebounds | 49 | at NC State (12/1/21) |
| Assists | 20 | Kennesaw State (12/22/21) |
| Steals | 12 | Three Times |
| Blocked Shots | 6 | Rutgers (1/29/22); Sam Houston (11/12/21) |
| Turnovers | 20 | vs. Auburn (12/11/21) |
| Fouls | 29 | at NC State (12/1/21) |

Nebraska Team Game Lows

| | | |
|-------------------------------|--------------|--|
| Points | 55 | at Indiana (12/4/21) |
| Field Goals Made | 17 | Rutgers (1/29/22) |
| Field Goal Attempts | 51 | Four Times |
| Field Goal Percentage | .293 (17-58) | Rutgers (1/29/22) |
| 3-Point Field Goals Made | 3 | vs. Northwestern (3/9/22) |
| 3-Point Field Goal Attempts | 12 | Illinois (1/11/22) |
| 3-Point Field Goal Percentage | .143 (5-35) | Michigan (12/7/21) |
| Free Throw Made | 4 | at Indiana (12/4/21) |
| Free Throw Attempts | 5 | at Indiana (12/4/21) |
| Free Throw Percentage | .385 (5-13) | at Purdue (1/14/22) |
| Rebounds | 21 | at Rutgers (1/8/22) |
| Assists | 6 | Western Illinois (11/9/21); Michigan (12/7/21) |
| Steals | 1 | Maryland (2/18/22) |
| Blocked Shots | 0 | Ohio State (1/2/2022); Indiana (1/17/22) |
| Turnovers | 4 | at Ohio State (3/1/22) |
| Fouls | 10 | at Northwestern (2/22/22) |

Opponent Team Game Highs

| | | |
|-------------------------------|--------------|---------------------------|
| Points | 104 | at NC State (12/1/21) |
| Field Goals Made | 39 | Three Times |
| Field Goal Attempts | 90 | at NC State (12/1/21) |
| Field Goal Percentage | .583 (35-60) | at Rutgers (1/8/22) |
| 3-Point Field Goals Made | 16 | Ohio State (1/2/2022) |
| 3-Point Field Goal Attempts | 37 | Idaho State (11/19/21) |
| 3-Point Field Goal Percentage | .556 (10-18) | at Rutgers (1/8/22) |
| Free Throw Made | 32 | at NC State (12/1/21) |
| Free Throw Attempts | 43 | at NC State (12/1/21) |
| Free Throw Percentage | .929 (13-14) | at Rutgers (1/8/22) |
| Rebounds | 70 | at NC State (12/1/21) |
| Assists | 26 | vs. Auburn (12/11/21) |
| Steals | 16 | vs. Auburn (12/11/21) |
| Blocked Shots | 11 | at NC State (12/1/21) |
| Turnovers | 21 | Kennesaw State (12/22/21) |
| Fouls | 30 | Sam Houston (11/12/21) |

Opponent Team Game Lows

| | | |
|-------------------------------|--------------|--|
| Points | 59 | Southern (11/21/21) |
| Field Goals Made | 20 | Idaho State (11/19/21) |
| Field Goal Attempts | 50 | Indiana (1/17/22) |
| Field Goal Percentage | .338 (22-65) | Southern (11/21/21) |
| 3-Point Field Goals Made | 2 | at Michigan (2/1/22) |
| 3-Point Field Goal Attempts | 13 | Indiana (1/17/22) |
| 3-Point Field Goal Percentage | .133 (2-15) | at Michigan (2/1/22) |
| Free Throw Made | 4 | at Northwestern (2/22/22) |
| Free Throw Attempts | 6 | at Northwestern (2/22/22) |
| Free Throw Percentage | .429 (6-14) | Western Illinois (11/9/21) |
| Rebounds | 22 | at Penn State (2/27/22) |
| Assists | 7 | Minnesota (2/9/22) |
| Steals | 1 | Iowa (2/25/22) |
| Blocked Shots | 0 | Kennesaw State (12/22/21) |
| Turnovers | 4 | Maryland (2/18/22) |
| Fouls | 12 | at Indiana (12/4/21); at Michigan State (1/5/22) |

2022-23 NEBRASKA BASKETBALL 2021-22 SEASON BOXSCORES

GAME 1 WESTERN ILLINOIS 75, NEBRASKA 74



Official Basketball Box Score - Final
Western Ill. at Nebraska
11/02/21 Pinnacle Bank Arena, Lincoln
Nebraska vs. Western Illinois

Game Time: 7:01 PM
Game Duration: 2:08
Attendance: 15,312

Officials: Steve McJunkins, John Floyd, Scott Swille

Western Ill. - 75

Record: 1-0

| NO. | Name | Min | FG | | 3P | | FT | | Rebounds | | Fouls | | TP | AS | TO | ST | Blocks | | +/- | |
|--------|-----------------|---------|-------|------|------|-------|-----|------|----------|-----|-------|-----|----|----|----|----|--------|----|-----|--|
| | | | M-A | M-A | M-A | M-A | OR | DR | OR | DR | PF | FD | | | | | BS | BA | | |
| 2 | Tamell Pearson | F 25:02 | 3-9 | 0-2 | 0-0 | 2-2 | 4-4 | 1-1 | 6-2 | 2-2 | 1-0 | 1-0 | 1 | 12 | | | | | | |
| 25 | Will Caruso | F 32:43 | 4-15 | 2-8 | 1-3 | 3-6 | 5-5 | 2-11 | 11-3 | 3-0 | 0-0 | 0 | -1 | | | | | | | |
| 44 | Luka Barisic | F 19:37 | 5-11 | 2-6 | 0-0 | 2-7 | 9-9 | 1-2 | 12-1 | 2-1 | 0-0 | 0 | 1 | | | | | | | |
| 15 | Colton Sandage | G 17:54 | 3-9 | 1-6 | 0-0 | 1-2 | 3-5 | 0-0 | 7-3 | 1-0 | 0-0 | 0 | 5 | | | | | | | |
| 5 | Trenton Massner | G 32:49 | 8-16 | 4-8 | 1-3 | 0-8 | 5-4 | 2-1 | 1-4 | 0-0 | 0-0 | 0 | -8 | | | | | | | |
| 11 | Jadrian Flores | 15:36 | 1-2 | 0-1 | 0-1 | 2-4 | 6-6 | 4-2 | 2-2 | 1-0 | 0-0 | 1 | -5 | | | | | | | |
| 24 | George Dixon | 21:52 | 3-4 | 0-0 | 2-3 | 7-9 | 1-3 | 8-0 | 3-0 | 0-1 | 0-1 | -9 | | | | | | | | |
| 22 | Ki Lee | 08:41 | 0-2 | 0-1 | 1-2 | 0-2 | 0-0 | 1-1 | 1-0 | 0-0 | 0-0 | 4 | | | | | | | | |
| 3 | Cameron Burrell | 20:58 | 3-8 | 0-0 | 1-2 | 5-3 | 8-1 | 4-7 | 0-1 | 1-2 | 1-0 | 10 | | | | | | | | |
| 13 | Braden Lamar | 04:48 | 0-1 | 0-1 | 0-0 | 0-0 | 0-0 | 1-0 | 0-0 | 0-0 | 1-0 | 0 | -4 | | | | | | | |
| Team | | | 30-77 | 9-33 | 6-14 | 23-34 | 57 | 25 | 18 | 75 | 11 | 18 | 7 | 1 | 3 | 1 | | | | |
| Totals | | | 30-77 | 9-33 | 6-14 | 23-34 | 57 | 25 | 18 | 75 | 11 | 18 | 7 | 1 | 3 | 1 | | | | |

Technical Fouls: NONE

Nebraska - 74

Record: 0-1

| NO. | Name | Min | FG | | 3P | | FT | | Rebounds | | Fouls | | TP | AS | TO | ST | Blocks | | +/- | |
|--------|---------------------|---------|-------|------|-------|------|-------|------|----------|-----|-------|-----|----|----|----|----|--------|----|-----|--|
| | | | M-A | M-A | M-A | M-A | OR | DR | OR | DR | PF | FD | | | | | BS | BA | | |
| 13 | Derrick Walker | F 28:13 | 1-3 | 0-1 | 2-2 | 2-6 | 8-8 | 2-2 | 4-4 | 0-1 | 0-1 | 0-0 | -5 | | | | | | | |
| 0 | C.J. Wilcher | G 32:12 | 2-4 | 2-4 | 1-2 | 0-3 | 3-3 | 1-7 | 11-3 | 0-0 | 0-0 | -6 | | | | | | | | |
| 1 | Alonzo Verge Jr. | G 34:28 | 9-20 | 1-2 | 7-9 | 2-11 | 13-25 | 2-6 | 5-3 | 0-1 | 1-1 | 6 | | | | | | | | |
| 2 | Trey McGowens | G 25:43 | 3-6 | 0-0 | 3-6 | 1-2 | 3-3 | 5-5 | 0-2 | 3-0 | 0-0 | 3 | | | | | | | | |
| 5 | Bryce McGowens | G 39:21 | 7-18 | 1-6 | 10-12 | 0-6 | 6-1 | 7-25 | 0-2 | 1-0 | 0-0 | -6 | | | | | | | | |
| 30 | Keisel Tomingna | 17:53 | 1-5 | 1-5 | 0-0 | 1-1 | 0-4 | 3-0 | 0-0 | 3-0 | 0-0 | -1 | | | | | | | | |
| 32 | Wilhelm Breidenbach | 11:38 | 0-3 | 0-2 | 0-0 | 0-0 | 0-0 | 4-0 | 0-0 | 1-1 | 1-0 | 4 | | | | | | | | |
| 23 | Keon Edwards | 06:12 | 0-0 | 0-0 | 0-0 | 1-0 | 1-2 | 0-0 | 0-0 | 0-0 | 0-0 | 3 | | | | | | | | |
| 14 | Trevor Lakes | 04:20 | 0-0 | 0-0 | 0-0 | 0-0 | 0-0 | 1-0 | 0-0 | 0-0 | 0-0 | -3 | | | | | | | | |
| Team | | | 1 | 1 | 2 | 0 | 0 | 0 | 0 | 0 | 0 | 0 | | | | | | | | |
| Totals | | | 23-59 | 5-20 | 23-31 | 7-30 | 37 | 18 | 25 | 74 | 6 | 12 | 8 | 3 | 1 | 1 | | | | |

Technical Fouls: NONE

| WU | | NEB | | Points from Turnovers | WU | NEB | Period by Period Scoring | | |
|------------------|---------------------------|----------------------------|---------------|-----------------------|----|-----|--------------------------|-----|--|
| Biggest lead | 7 (1 st 13:57) | 7 (1 st 6:54) | 1st | | | | 2nd | TOT | |
| Best Scoring Run | 9 (2 nd 10:41) | 12 (1 st 11:37) | Paint | 42 | 30 | | | | |
| Lead Changes | 12 | 8 | Second Chance | 22 | 8 | | | | |
| Times Tied | 9 | 9 | Fast Breaks | 2 | 13 | | | | |
| Time with Lead | 19:02 | 16:37 | Bench | 18 | 3 | | | | |

GAME 2 NEBRASKA 74, SAM HOUSTON 65



Official Basketball Box Score - Final
Sam Houston at Nebraska
11/02/21 Pinnacle Bank Arena, Lincoln, NE
Nebraska vs. Sam Houston

Game Time: 7:31 PM
Game Duration: 2:10
Attendance: 15,474

Officials: Tim Stewart, Bryan Anslinger, Kirk Smith

Sam Houston - 65

Record: 1-1

| NO. | Name | Min | FG | | 3P | | FT | | Rebounds | | Fouls | | TP | AS | TO | ST | Blocks | | +/- | |
|--------|--------------------|---------|-------|------|------|-------|-------|------|----------|-----|-------|----|----|----|----|----|--------|----|-----|--|
| | | | M-A | M-A | M-A | M-A | OR | DR | OR | DR | PF | FD | | | | | BS | BA | | |
| 12 | Tristan Ipe | F 26:33 | 2-4 | 0-0 | 0-0 | 3-3 | 6-6 | 5-1 | 4-1 | 1-1 | 1-1 | 0 | -9 | | | | | | | |
| 1 | Savion Flagg | G 35:37 | 12-22 | 5-10 | 2-6 | 3-8 | 11-25 | 5-31 | 2-6 | 1-0 | 2-12 | | | | | | | | | |
| 3 | Demarius Lampley | G 35:58 | 2-14 | 2-9 | 1-2 | 0-4 | 4-2 | 0-7 | 2-2 | 0-0 | 2-13 | | | | | | | | | |
| 11 | Javion May | G 16:47 | 3-5 | 0-1 | 2-2 | 2-3 | 4-4 | 1-8 | 1-0 | 0-0 | -15 | | | | | | | | | |
| 28 | Dontae Powers | G 16:41 | 1-7 | 1-4 | 0-0 | 2-3 | 5-4 | 2-3 | 1-2 | 0-0 | 1-6 | | | | | | | | | |
| 13 | Jaden Ray | G 27:46 | 3-6 | 0-2 | 0-0 | 0-1 | 1-4 | 2-6 | 3-4 | 1-0 | 1-9 | | | | | | | | | |
| 40 | Kian Scroggins | 13:11 | 0-0 | 0-0 | 2-4 | 1-7 | 5-3 | 2-2 | 0-0 | 0-0 | 0 | | | | | | | | | |
| 2 | Jarren Cook | 16:20 | 1-4 | 1-4 | 1-2 | 1-0 | 1-1 | 1-4 | 0-0 | 0-0 | 0 | | | | | | | | | |
| 10 | Damon Nicholas Jr. | 05:51 | 0-2 | 0-0 | 0-0 | 1-0 | 1-2 | 0-0 | 0-0 | 0-0 | 0-0 | 7 | | | | | | | | |
| 54 | Kuba Karwowski | 05:16 | 0-0 | 0-0 | 0-0 | 0-0 | 0-0 | 1-0 | 0-0 | 0-0 | 0-0 | -1 | | | | | | | | |
| Team | | | 3 | 2 | 5 | 0 | 0 | 0 | 1 | 1 | 0 | 1 | | | | | | | | |
| Totals | | | 24-64 | 9-30 | 8-16 | 16-29 | 45 | 30 | 15 | 65 | 10 | 18 | 4 | 1 | 6 | -9 | | | | |

Technical Fouls: Team 2nd 9:01

Nebraska - 74

Record: 1-1

| NO. | Name | Min | FG | | 3P | | FT | | Rebounds | | Fouls | | TP | AS | TO | ST | Blocks | | +/- | |
|--------|---------------------|---------|-------|------|-------|-------|-----|------|----------|-----|-------|----|----|----|----|----|--------|----|-----|--|
| | | | M-A | M-A | M-A | M-A | OR | DR | OR | DR | PF | FD | | | | | BS | BA | | |
| 11 | Lat Mayen | F 18:12 | 0-4 | 0-4 | 0-0 | 0-0 | 0-0 | 0-0 | 0-0 | 0-0 | 0-0 | 8 | | | | | | | | |
| 13 | Derrick Walker | F 19:39 | 2-2 | 0-0 | 3-4 | 5-5 | 8-4 | 4-7 | 0-2 | 1-2 | 0-0 | 11 | | | | | | | | |
| 1 | Alonzo Verge Jr. | G 30:26 | 4-16 | 0-4 | 5-8 | 0-1 | 1-6 | 13-7 | 3-4 | 0-0 | 17 | | | | | | | | | |
| 2 | Trey McGowens | G 32:50 | 2-5 | 0-0 | 4-6 | 0-9 | 2-6 | 8-2 | 2-2 | 0-0 | -1 | | | | | | | | | |
| 5 | Bryce McGowens | G 35:42 | 9-13 | 4-7 | 7-9 | 1-4 | 5-2 | 7-29 | 1-1 | 1-0 | 15 | | | | | | | | | |
| 0 | C.J. Wilcher | 18:48 | 1-4 | 0-3 | 1-2 | 1-3 | 4-0 | 1-3 | 0-0 | 1-0 | -3 | | | | | | | | | |
| 30 | Keisel Tomingna | 10:08 | 0-2 | 0-2 | 0-0 | 1-1 | 2-0 | 0-0 | 0-0 | 0-0 | -9 | | | | | | | | | |
| 32 | Wilhelm Breidenbach | 16:59 | 1-3 | 0-1 | 1-1 | 1-2 | 3-5 | 2-3 | 0-1 | 1-1 | 3 | | | | | | | | | |
| 23 | Keon Edwards | 02:16 | 0-1 | 0-1 | 0-0 | 0-0 | 0-0 | 0-0 | 0-0 | 0-0 | -2 | | | | | | | | | |
| 35 | Eduardo Andre | 15:00 | 3-4 | 0-0 | 5-6 | 2-5 | 7-0 | 4-11 | 0-0 | 1-1 | 6 | | | | | | | | | |
| Team | | | 1 | 0 | 1 | 0 | 0 | 0 | 0 | 0 | 0 | | | | | | | | | |
| Totals | | | 22-54 | 4-22 | 26-36 | 10-30 | 40 | 16 | 30 | 74 | 10 | 11 | 8 | 6 | 1 | 9 | | | | |

Technical Fouls: McGowens 2nd 19:27

| SHSU | | NEB | | Points from Turnovers | SHSU | NEB | Period by Period Scoring | | |
|------------------|---------------------------|---------------------------|---------------|-----------------------|------|-----|--------------------------|-----|--|
| Biggest lead | 10 (1 st 7:22) | 11 (2 nd 0:35) | 1st | | | | 2nd | TOT | |
| Best Scoring Run | 9 (1 st 8:26) | 9 (2 nd 11:00) | Paint | 24 | 36 | | | | |
| Lead Changes | 4 | 4 | Second Chance | 14 | 14 | | | | |
| Times Tied | 4 | 4 | Fast Breaks | 2 | 6 | | | | |
| Time with Lead | 21:05 | 16:40 | Bench | 12 | 17 | | | | |

Game Notes: Pop warning Sam Houston #40 2nd half 11:58

GAME 3 CREIGHTON 77, NEBRASKA 69



Official Basketball Box Score - Final
Creighton at Nebraska
11/06/21 Pinnacle Bank Arena, Lincoln
Nebraska vs. Creighton

Game Time: 6:01 PM
Game Duration: 1:51
Attendance: 15,899

Officials: Pat Driscoll, Tim Ougherty, Earl Watson

Creighton - 77

Record: 3-0

| NO. | Name | Min | FG | | 3P | | FT | | Rebounds | | Fouls | | TP | AS | TO | ST | Blocks | | +/- | |
|-----|------------------|---------|------|-----|-----|-----|------|------|----------|-----|-------|----|----|----|----|----|--------|----|-----|--|
| | | | M-A | M-A | M-A | M-A | OR | DR | OR | DR | PF | FD | | | | | BS | BA | | |
| 24 | Arthur Kaluma | F 12:07 | 2-3 | 0-0 | 0-1 | 0-0 | 0-0 | 3-1 | 4-0 | 2-0 | 0-0 | 2 | | | | | | | | |
| 44 | Ryan Hawkins | F 36:22 | 5-10 | 3-7 | 2-2 | 6-4 | 10-3 | 1-15 | 5-0 | 1-2 | 1-7 | | | | | | | | | |
| 11 | Ryan Kalkbrenner | C 26:50 | 5-9 | 0-0 | 2-4 | 4-5 | 9-1 | 3-12 | 1-1 | 0-3 | 2-12 | | | | | | | | | |
| 2 | Ryan Nembhard | G 33:24 | 6-11 | 4-5 | 6-9 | 1-4 | 5-3 | 8-22 | 5-2 | 0-0 | 6 | | | | | | | | | |
| 5 | Alex O'Connell | G 36:55 | 5-14 | 2-8 | 1 | | | | | | | | | | | | | | | |

2022-23 NEBRASKA BASKETBALL

2021-22 SEASON BOXSCORES



GAME 5 NEBRASKA 82, SOUTHERN 59



Official Basketball Box Score - Final
Southern U. at Nebraska
11/21/21 Pinnacle Bank Arena, Lincoln
Nebraska vs. Southern

Game Time: 3:01 PM
Game Duration: 1:53
Attendance: 15,226

Officials: Larry Scruton, Kelly Pfeifer, King Whelston

Record: 1-4

| NO. Name | Min | FG | 3P | FT | Rebounds | Fouls | TP | AS | TO | ST | Blocks | +/- | | | | |
|------------------------|-----|-------|------|------|-----------|-------|----|----|----|----|--------|-----|-----|-----|---|-----|
| | | M-A | M-A | M-A | OR DR TOT | PF | | | | | BS BA | | | | | |
| 0 Terrell Williams Jr. | F | 33:57 | 3-10 | 0-2 | 2-2 | 0 4 4 | 4 | 2 | 2 | 0 | 2 | 0 | -28 | | | |
| 12 Damien Sears | F | 16:20 | 0-2 | 0-0 | 0-0 | 1 2 3 | 3 | 0 | 0 | 0 | 0 | 0 | -9 | | | |
| 3 P.J. Byrd | G | 34:08 | 1-6 | 0-2 | 0-0 | 1 4 5 | 2 | 1 | 2 | 0 | 0 | 0 | -16 | | | |
| 5 Jayden Saddler | G | 30:10 | 4-12 | 0-0 | 0-0 | 1 4 5 | 3 | 4 | 8 | 3 | 3 | 0 | 1 | -20 | | |
| 35 Tyrone Lyons | G | 20:04 | 4-9 | 1-2 | 0-0 | 0 2 2 | 2 | 1 | 9 | 0 | 0 | 1 | 1 | -16 | | |
| 22 Brian Whitley | G | 23:45 | 5-14 | 4-11 | 3-3 | 1 2 3 | 3 | 3 | 17 | 1 | 2 | 1 | 0 | -5 | | |
| 7 J'Quan Ewing | G | 23:40 | 4-7 | 0-1 | 2-2 | 3 5 1 | 3 | 10 | 0 | 4 | 1 | 1 | -14 | | | |
| 4 Isaiah Rollins | G | 06:33 | 0-2 | 0-0 | 0 1 1 | 3 | 0 | 0 | 0 | 0 | 0 | 0 | 0 | -6 | | |
| 30 Brandon Brooks | G | 08:16 | 1-1 | 1-1 | 1-1 | 0 0 0 | 1 | 3 | 4 | 0 | 0 | 0 | 0 | -5 | | |
| 20 Gavin Harris | G | 03:07 | 0-1 | 0-0 | 1-2 | 0 0 0 | 1 | 1 | 0 | 1 | 0 | 0 | 0 | -4 | | |
| Team | | | | | | 2 | 0 | 2 | 0 | 0 | 0 | 0 | | | | |
| Totals | | 22-65 | 6-21 | 9-10 | 8 | 22 | 30 | 23 | 18 | 59 | 12 | 16 | 5 | 1 | 3 | -23 |

Technical Fouls: NONE

Record: 3-2

| NO. Name | Min | FG | 3P | FT | Rebounds | Fouls | TP | AS | TO | ST | Blocks | +/- | | | | |
|------------------------|-----|-------|------|-------|-----------|---------|----|----|----|----|--------|-----|---|-----|---|----|
| | | M-A | M-A | M-A | OR DR TOT | PF | | | | | BS BA | | | | | |
| 11 Lat Mayen | F | 17:07 | 1-4 | 0-3 | 0-0 | 0 1 1 | 1 | 0 | 2 | 0 | 1 | 0 | 0 | 9 | | |
| 13 Derrick Walker | F | 22:46 | 7-8 | 0-0 | 1-2 | 0 4 4 | 3 | 3 | 15 | 3 | 2 | 0 | 2 | 21 | | |
| 23 Keon Edwards | F | 10:24 | 0-2 | 0-0 | 0 1 1 | 1 | 0 | 0 | 0 | 0 | 0 | 0 | 0 | -4 | | |
| 1 Alonzo Verge Jr. | G | 24:53 | 4-5 | 0-0 | 6-6 | 0 6 6 | 1 | 3 | 14 | 4 | 4 | 0 | 0 | 23 | | |
| 5 Bryce McGowens | G | 30:35 | 4-9 | 0-4 | 10-10 | 1 10 11 | 4 | 8 | 18 | 4 | 2 | 1 | 1 | -24 | | |
| 0 C.J. Wilcher | G | 25:21 | 1-3 | 1-3 | 0-0 | 2 2 2 | 2 | 0 | 3 | 4 | 1 | 0 | 0 | 22 | | |
| 10 Kobe Webster | G | 19:03 | 1-4 | 1-3 | 3-4 | 1 1 2 | 0 | 2 | 6 | 1 | 0 | 2 | 0 | 9 | | |
| 30 Keisel Tomianga | G | 11:01 | 3-6 | 2-5 | 3-4 | 0 2 2 | 1 | 2 | 11 | 0 | 0 | 0 | 0 | 8 | | |
| 32 Wilhelm Breidenbach | G | 19:11 | 2-4 | 0-2 | 0-2 | 0 4 4 | 3 | 1 | 4 | 1 | 1 | 0 | 0 | 5 | | |
| 35 Eduardo Andre | G | 12:59 | 4-5 | 0-0 | 0-0 | 1 1 2 | 2 | 3 | 8 | 1 | 0 | 0 | 0 | 7 | | |
| 14 Trevor Lakes | G | 03:13 | 0-1 | 0-1 | 1-2 | 0 0 0 | 0 | 0 | 1 | 1 | 0 | 0 | 0 | -1 | | |
| 4 Jackson Cronin | G | 02:25 | 0-0 | 0-0 | 0 0 0 | 1 | 1 | 0 | 0 | 0 | 0 | 0 | 0 | -5 | | |
| 15 Chris McGraw | G | 01:02 | 0-0 | 0-0 | 0 0 0 | 0 | 0 | 0 | 0 | 0 | 0 | 0 | 0 | -3 | | |
| Team | | | | | | 0 | 2 | 2 | 0 | 0 | 0 | 0 | | | | |
| Totals | | 27-51 | 4-23 | 24-30 | 3 | 35 | 38 | 18 | 23 | 82 | 18 | 15 | 4 | 3 | 1 | 23 |

Technical Fouls: NONE

| Biggest lead | SOU | NEB | Points from Turnovers | SOU | NEB | Period by Period Scoring |
|------------------|---------------------------|---------------------------|-----------------------|-----|-----|--------------------------|
| | 0 (1 st 20:00) | 28 (2 nd 2:34) | 6 | 23 | 20 | 1st 2nd TOT |
| Best Scoring Run | 7 (2 nd 17:08) | 9 (2 nd 13:35) | Paint | 20 | 46 | SOU 22 37 59 |
| Lead Changes | 0 | 0 | Second Chance | 3 | 4 | |
| Times Tied | 1 | 1 | Fast Breaks | 5 | 13 | NEB 39 43 82 |
| Time with Lead | 00:00 | 39:30 | Bench | 32 | 33 | |

GAME 6 NEBRASKA 79, TENNESSEE STATE 73



Official Basketball Box Score - Final
Tennessee St. at Nebraska
11/23/21 Pinnacle Bank Arena, Lincoln
Nebraska vs. Tennessee State

Game Time: 8:03 PM
Game Duration: 2:06
Attendance: 15,288

Officials: Chris Beaver, Edwin Young, Michael Kiba Jr.

Record: 1-4

| NO. Name | Min | FG | 3P | FT | Rebounds | Fouls | TP | AS | TO | ST | Blocks | +/- | | | | |
|-------------------------|-----|-------|-------|------|-----------|--------|----|----|----|----|--------|-----|---|---|-----|----|
| | | M-A | M-A | M-A | OR DR TOT | PF | | | | | BS BA | | | | | |
| 4 Christian Brown | F | 17:22 | 1-3 | 1-3 | 0-0 | 0 1 1 | 1 | 1 | 0 | 3 | 0 | 1 | 0 | 0 | -16 | |
| 11 Kassium Nicholson | F | 34:24 | 6-13 | 1-4 | 0-0 | 5 5 10 | 3 | 2 | 13 | 1 | 2 | 0 | 0 | 0 | -2 | |
| 24 Jalen Dupree | F | 15:37 | 1-5 | 0-2 | 0-0 | 1 5 6 | 3 | 1 | 2 | 1 | 1 | 1 | 0 | 0 | -14 | |
| 1 Marcus Fitzgerald Jr. | G | 26:16 | 3-7 | 2-5 | 1-6 | 0 2 2 | 1 | 3 | 9 | 1 | 4 | 1 | 0 | 0 | -25 | |
| 21 Kenny Cooper | G | 34:55 | 3-5 | 2-2 | 1-2 | 0 3 3 | 3 | 3 | 1 | 9 | 8 | 1 | 0 | 1 | 1 | |
| 2 Carlos Marshall, Jr. | G | 22:34 | 2-11 | 1-6 | 4-4 | 0 0 0 | 5 | 2 | 9 | 1 | 1 | 0 | 0 | 2 | 4 | |
| 23 Emmanuel Douvona | G | 20:41 | 2-5 | 0-0 | 1-2 | 4 7 11 | 2 | 2 | 2 | 5 | 0 | 1 | 0 | 0 | 4 | |
| 20 Dedric Boyd | G | 20:36 | 8-15 | 6-11 | 1-1 | 0 0 0 | 2 | 2 | 23 | 1 | 0 | 0 | 0 | 0 | 12 | |
| 15 Harcy Miller | G | 03:57 | 0-0 | 0-0 | 0-0 | 0 0 0 | 0 | 0 | 0 | 0 | 0 | 1 | 0 | 0 | 0 | 1 |
| 44 David Acosta | G | 03:38 | 0-0 | 0-0 | 0-0 | 0 0 0 | 0 | 0 | 1 | 0 | 1 | 0 | 0 | 0 | 0 | 5 |
| Team | | | | | | 2 | 0 | 2 | 0 | 0 | 0 | 1 | | | | |
| Totals | | 26-64 | 13-33 | 8-15 | 12 | 25 | 37 | 21 | 13 | 73 | 15 | 13 | 3 | 2 | 2 | -6 |

Technical Fouls: NONE

Record: 4-2

| NO. Name | Min | FG | 3P | FT | Rebounds | Fouls | TP | AS | TO | ST | Blocks | +/- | | | | |
|------------------------|-----|-------|------|-------|-----------|-------|----|----|----|----|--------|-----|---|----|-----|---|
| | | M-A | M-A | M-A | OR DR TOT | PF | | | | | BS BA | | | | | |
| 11 Lat Mayen | F | 35:49 | 1-4 | 1-4 | 2-2 | 1 4 5 | 2 | 2 | 5 | 2 | 1 | 1 | 0 | 12 | | |
| 13 Derrick Walker | F | 29:30 | 7-7 | 0-0 | 2-6 | 0 6 6 | 3 | 3 | 16 | 0 | 1 | 0 | 1 | 0 | 18 | |
| 23 Keon Edwards | F | 09:18 | 1-4 | 0-3 | 0-0 | 0 2 2 | 1 | 1 | 2 | 0 | 0 | 1 | 0 | 0 | 14 | |
| 1 Alonzo Verge Jr. | G | 31:28 | 7-11 | 1-3 | 3-7 | 1 4 5 | 0 | 6 | 18 | 10 | 2 | 3 | 0 | 1 | 2 | |
| 5 Bryce McGowens | G | 31:28 | 5-10 | 1-5 | 7-8 | 1 5 6 | 1 | 5 | 6 | 18 | 4 | 3 | 1 | 0 | 17 | |
| 0 C.J. Wilcher | G | 26:46 | 5-10 | 3-7 | 2-2 | 0 4 4 | 1 | 2 | 15 | 1 | 1 | 0 | 0 | 0 | -12 | |
| 32 Wilhelm Breidenbach | G | 09:23 | 0-2 | 0-1 | 0-0 | 0 0 0 | 3 | 0 | 0 | 0 | 0 | 0 | 0 | 0 | -14 | |
| 35 Eduardo Andre | G | 05:09 | 0-0 | 0-0 | 1-2 | 1 0 1 | 1 | 1 | 1 | 1 | 0 | 1 | 0 | 0 | -5 | |
| 30 Keisel Tomianga | G | 08:00 | 1-4 | 0-2 | 0-0 | 0 0 0 | 0 | 0 | 0 | 2 | 0 | 0 | 0 | 0 | 0 | |
| 10 Kobe Webster | G | 11:50 | 1-1 | 0-0 | 0-0 | 0 3 3 | 1 | 0 | 2 | 1 | 1 | 0 | 0 | 0 | 8 | |
| Team | | | | | | 2 | 1 | 3 | 0 | 0 | 0 | 0 | | | | |
| Totals | | 28-53 | 6-25 | 17-27 | 6 | 29 | 35 | 13 | 21 | 79 | 18 | 10 | 6 | 2 | 2 | 6 |

Technical Fouls: NONE

| Biggest lead | TSU | NEB | Points from Turnovers | TSU | NEB | Period by Period Scoring |
|------------------|---------------------------|----------------------------|-----------------------|-----|-----|--------------------------|
| | 4 (1 st 2:18) | 10 (1 st 16:11) | 12 | 21 | 18 | 1st 2nd TOT |
| Best Scoring Run | 9 (1 st 13:21) | 9 (1 st 16:11) | Paint | 18 | 34 | TSU 41 32 73 |
| Lead Changes | 10 | 10 | Second Chance | 11 | 9 | |
| Times Tied | 7 | 7 | Fast Breaks | 5 | 9 | NEB 38 41 79 |
| Time with Lead | 07:24 | 28:50 | Bench | 37 | 20 | |

GAME 7 NEBRASKA 83, SOUTH DAKOTA 70



Official Basketball Box Score - Final
South Dakota at Nebraska
11/27/21 Pinnacle Bank Arena, Lincoln
Nebraska vs. South Dakota

Game Time: 1:01 PM
Game Duration: 1:53
Attendance: 15,085

Officials: Donnie Epley, Bill El, John Floyd

Record: 4-2

| NO. Name | Min | FG | 3P | FT | Rebounds | Fouls | TP | AS | TO | ST | Blocks | +/- | | | | |
|----------------------|-----|-------|-------|------|-----------|-------|----|----|----|----|--------|-----|---|---|-----|-----|
| | | M-A | M-A | M-A | OR DR TOT | PF | | | | | BS BA | | | | | |
| 12 Hunter Goodrick | F | 29:58 | 2-2 | 0-0 | 2-7 | 2 5 7 | 3 | 5 | 6 | 3 | 3 | 1 | 0 | 0 | -4 | |
| 34 Tasos Kamateros | F | 25:13 | 3-6 | 2-4 | 0-0 | 1 4 5 | 0 | 2 | 8 | 3 | 1 | 1 | 0 | 1 | -20 | |
| 3 Xavier Fuller | G | 31:54 | 2-11 | 1-2 | 3-6 | 2 5 7 | 4 | 6 | 8 | 0 | 5 | 1 | 0 | 1 | -15 | |
| 5 Kruz Perrott-Hunt | G | 37:06 | 7-17 | 4-9 | 1-1 | 0 6 6 | 4 | 1 | 19 | 3 | 3 | 1 | 1 | 1 | -11 | |
| 11 Mason Archambault | G | 23:51 | 4-10 | 4-9 | 0-0 | 2 2 5 | 1 | 5 | 12 | 3 | 1 | 3 | 0 | 0 | 4 | |
| 0 Boogie Anderson | G | 20:01 | 0-5 | 0-0 | 0 0 0 | 0 1 1 | 1 | 0 | 0 | 1 | 1 | 0 | 0 | 0 | -15 | |
| 25 Damani Hayes | G | 13:24 | 2-2 | 0-0 | 0 0 0 | 4 1 5 | 1 | 0 | 4 | 1 | 0 | 1 | 0 | 0 | -11 | |
| 20 Max Burchill | G | 06:23 | 1-2 | 1-1 | 0-0 | 1 0 1 | 1 | 0 | 3 | 1 | 0 | 0 | 0 | 0 | -4 | |
| 24 Kanon Koster | G | 00:45 | 0-0 | 0-0 | 0 0 0 | 1 1 1 | 0 | 0 | 0 | 0 | 0 | 0 | 0 | 0 | 2 | |
| 32 Nikola Zizic | G | 11:25 | 4-4 | 0-0 | 2-2 | 1 2 3 | 3 | 1 | 10 | 1 | 2 | 0 | 0 | 0 | 9 | |
| Team | | | | | | 2 | 0 | 2 | 0 | 0 | 0 | 2 | | | | |
| Totals | | 25-59 | 12-25 | 8-16 | 13 | 27 | 40 | 21 | 16 | 70 | 16 | 18 | 8 | 1 | 4 | -13 |

Technical Fouls: NONE

Record: 5-2

| NO. Name | Min | FG | 3P | FT | Rebounds | Fouls | TP | AS | TO | ST | Blocks | +/- | | | |
|------------------------|-----|-------|------|-----|-----------|-------|----|----|----|----|--------|-----|---|----|----|
| | | M-A | M-A | M-A | OR DR TOT | PF | | | | | BS BA | | | | |
| 11 Lat Mayen | F | 14:24 | 1-2 | 0-0 | 0 0 0 | 0 4 4 | 1 | 1 | 2 | 0 | 1 | 0 | 0 | 6 | |
| 13 Derrick Walker | F | 19:21 | 6-7 | 0-0 | 1-1 | 1 4 5 | 1 | 1 | 13 | 0 | 1 | 1 | 0 | 0 | 5 |
| 23 Keon Edwards | F | 11:54 | 0-3 | 0-0 | 0 0 0 | 1 1 0 | 0 | 0 | 0 | 0 | 0 | 0 | 0 | -3 | |
| 1 Alonzo Verge Jr. | G | 16:17 | 1-7 | 0-3 | 1-1 | 0 2 2 | 2 | 3 | 5 | 2 | 1 | 0 | 0 | 0 | 3 |
| 5 Bryce McGowens | G | 33:30 | 6-12 | 2-5 | 8-10 | 2 6 8 | 1 | 6 | 22 | 4 | 4 | 1 | 1 | 1 | 10 |
| 0 C.J. Wilcher | G | 19:59 | 2-6 | 1-3 | 0-0 | 3 1 4 | 1 | 0 | 5 | 2 | 0 | 0 | 1 | 0 | 7 |
| 10 Kobe Webster | G | 28:38 | 3-10 | 1-3 | 2-3 | 0 0 0 | 1 | 2 | 9 | 3 | 0 | 0 | 0 | 0 | 13 |
| 32 Wilhelm Breidenbach | G | 20:53 | 0-0 | 0-0 | 3-5 | 1 4 5 | 2 | 6 | 3 | 1 | 1 | 5 | 0 | 0 | 8 |
| 35 Eduardo Andre | G | 11:48 | 1-2 | 0-0 | 1-4 | 2 3 5 | 2 | 2 | 3 | 0 | 0 | 0 | 0 | 0 | -1 |
| 30 Keisel Tomianga | G | 22:14 | 8-11 | 5-6 | 2-2 | 0 0 0 | 2 | 1 | 23 | 2 | 0 | 2 | 0 | 0 | 17 |
| 4 Jackson Cronin | G | 00:31 | 0-1 | 0-0 | 0 0 0 | 0 0 0 | 0 | 0 | 0 | 0 | 0 | 0 | 0 | 0 | 0 |
| 15 Chris McGraw | G | 00:31 | | | | | | | | | | | | | |

2022-23 NEBRASKA BASKETBALL 2021-22 SEASON BOXSCORES

GAME 9 INDIANA 68, NEBRASKA 55



Official Basketball Box Score - Final
Nebraska at Indiana
12/04/21 Simon Skjott Assembly Hall, Bloomington, Ind.
2021-22 Men's Basketball

Game Time: 12:00 PM
Game Duration: 1:48
Attendance: 17,222

Officials: Paul Szet, Chris Beaver, Brandon Cruz

| NO. Name | Min | FG M/A | 3P M/A | FT M/A | Rebounds | | Fouls | TP | AS | TO | ST | Blocks | | +/- |
|------------------------|-------|--------|--------|--------|----------|----|-------|----|----|----|----|--------|----|-----|
| | | | | | OR | DR | | | | | | BS | BA | |
| 11 Lat Mayen | 13:56 | 1-4 | 0-2 | 0-0 | 0 | 2 | 2 | 2 | 1 | 0 | 0 | 0 | 1 | 1 |
| 13 Derrick Walker | 23:40 | 4-5 | 0-0 | 0-1 | 3 | 1 | 4 | 2 | 8 | 0 | 1 | 2 | 0 | 0 |
| 1 Alonzo Verge Jr. | 33:09 | 6-13 | 1-2 | 2-2 | 0 | 5 | 3 | 4 | 15 | 3 | 6 | 0 | 0 | -5 |
| 5 Bryce McGowens | 33:04 | 3-14 | 1-5 | 1-1 | 0 | 5 | 3 | 3 | 8 | 1 | 3 | 1 | 0 | -4 |
| 30 Kelsey Tominaga | 21:47 | 2-7 | 1-5 | 0-0 | 0 | 3 | 3 | 1 | 0 | 5 | 0 | 0 | 0 | -4 |
| 0 C.J. Wilcher | 23:48 | 1-4 | 0-0 | 0-0 | 3 | 3 | 0 | 0 | 3 | 1 | 2 | 1 | 0 | -13 |
| 10 Kobe Webster | 18:04 | 3-9 | 1-3 | 0-0 | 0 | 1 | 1 | 0 | 7 | 2 | 0 | 2 | 0 | -11 |
| 35 Eduardo Andre | 14:27 | 1-2 | 0-0 | 0-0 | 1 | 2 | 3 | 1 | 1 | 2 | 2 | 0 | 0 | -7 |
| 32 Wilhelm Breidenbach | 16:51 | 2-3 | 0-1 | 1-1 | 0 | 4 | 4 | 1 | 5 | 0 | 0 | 0 | 1 | -5 |
| 23 Keon Edwards | 01:14 | 0-0 | 0-0 | 0-0 | 0 | 0 | 0 | 0 | 0 | 0 | 0 | 0 | 0 | 2 |
| Totals | | 23-61 | 5-22 | 4-5 | 5 | 27 | 32 | 18 | 12 | 55 | 9 | 14 | 9 | 1 |

Technical Fouls: NONE

| Shooting By Period | | |
|---------------------|-------|-------|
| 1 st FG% | 9-30 | 30.0% |
| 3PT% | 1-10 | 10.0% |
| FT% | 3-3 | 100% |
| 2 nd FG% | 14-31 | 45.2% |
| 3PT% | 4-12 | 33.3% |
| FT% | 1-2 | 50% |
| GM FG% | 23-61 | 37.7% |
| 3PT% | 5-22 | 22.7% |
| FT% | 4-5 | 80.0% |

Dead Ball Rebounds: 0

| NO. Name | Min | FG M/A | 3P M/A | FT M/A | Rebounds | | Fouls | TP | AS | TO | ST | Blocks | | +/- |
|-------------------------|-------|--------|--------|--------|----------|----|-------|----|----|----|----|--------|----|-----|
| | | | | | OR | DR | | | | | | BS | BA | |
| 12 Miller Kopp | 23:53 | 0-5 | 0-2 | 0-0 | 1 | 2 | 3 | 1 | 0 | 3 | 4 | 0 | 0 | 1 |
| 23 Trayce Jackson-Davis | 35:22 | 5-11 | 0-0 | 4-5 | 0 | 7 | 7 | 1 | 4 | 14 | 0 | 4 | 3 | 4 |
| 25 Race Thompson | 30:06 | 5-9 | 0-2 | 1-2 | 2 | 9 | 11 | 1 | 4 | 11 | 2 | 0 | 1 | 0 |
| 0 Xavier Johnson | 15:32 | 1-5 | 0-1 | 6-6 | 1 | 5 | 6 | 3 | 4 | 8 | 0 | 1 | 1 | 0 |
| 45 Parker Stewart | 24:45 | 3-7 | 3-6 | 0-0 | 0 | 3 | 3 | 2 | 0 | 9 | 0 | 0 | 0 | 2 |
| 1 Rob Phinisee | 24:28 | 2-7 | 1-3 | 0-0 | 2 | 2 | 4 | 2 | 1 | 5 | 3 | 2 | 1 | 0 |
| 3 Anthony Leal | 12:23 | 1-1 | 0-0 | 0-0 | 1 | 1 | 1 | 0 | 1 | 3 | 2 | 1 | 0 | 0 |
| 53 Tamar Bates | 24:39 | 4-9 | 3-7 | 2-2 | 0 | 2 | 0 | 2 | 13 | 0 | 1 | 0 | 0 | 0 |
| 22 Jordan Geromino | 05:32 | 1-2 | 0-0 | 1-2 | 1 | 1 | 1 | 1 | 3 | 0 | 1 | 0 | 0 | 0 |
| 2 Michael Durr | 03:20 | 1-1 | 0-0 | 0-0 | 1 | 2 | 0 | 1 | 2 | 0 | 0 | 0 | 0 | 0 |
| Totals | | 23-57 | 8-22 | 14-17 | 8 | 33 | 41 | 12 | 18 | 68 | 10 | 15 | 7 | 1 |

Technical Fouls: NONE

| Shooting By Period | | |
|---------------------|-------|-------|
| 1 st FG% | 11-30 | 36.7% |
| 3PT% | 4-12 | 33.3% |
| FT% | 0-0 | 0% |
| 2 nd FG% | 12-27 | 44.4% |
| 3PT% | 4-10 | 40.0% |
| FT% | 14-17 | 82.4% |
| GM FG% | 23-57 | 40.4% |
| 3PT% | 8-22 | 36.4% |
| FT% | 14-17 | 82.4% |

Dead Ball Rebounds: 2

| | NEB | | IND | |
|------------------|----------------------------|---------------------------|-----------------|-----------------|
| | 1 st | 2 nd | 1 st | 2 nd |
| Biggest lead | 10 (1 st 13:26) | 15 (2 nd 9:13) | 11 | 21 |
| Best Scoring Run | 9 (1 st 15:45) | 8 (2 nd 9:13) | 28 | 28 |
| Lead Changes | 2 | 6 | 6 | 6 |
| Times Tied | 2 | 9 | 12 | 12 |
| Time with Lead | 12:30 | 24:34 | 17 | 26 |

GAME 10 MICHIGAN 102, NEBRASKA 77



Official Basketball Box Score - Final
Michigan at Nebraska
12/07/21 Penack Bank Arena, Lincoln
Nebraska vs. Michigan

Game Time: 6:01 PM
Game Duration: 1:56
Attendance: 15,426

Officials: Rob Rely, Keith Kimble, Rob Kueneman

| NO. Name | Min | FG M/A | 3P M/A | FT M/A | Rebounds | | Fouls | TP | AS | TO | ST | Blocks | | +/- |
|------------------------|-------|--------|--------|--------|----------|----|-------|----|----|-----|----|--------|----|-----|
| | | | | | OR | DR | | | | | | BS | BA | |
| 23 Brandon Johns Jr. | 21:00 | 6-9 | 2-3 | 6-7 | 1 | 4 | 5 | 3 | 5 | 20 | 0 | 2 | 1 | 0 |
| 1 Hunter Dickinson | 32:04 | 7-14 | 1-3 | 0-0 | 6 | 6 | 12 | 2 | 3 | 15 | 3 | 2 | 0 | 1 |
| 12 DeVante' Jones | 25:02 | 1-5 | 1-3 | 0-0 | 2 | 3 | 5 | 2 | 3 | 8 | 0 | 3 | 1 | 0 |
| 22 Caleb Houston | 27:00 | 6-9 | 4-7 | 0-0 | 0 | 6 | 6 | 2 | 0 | 16 | 3 | 2 | 0 | 0 |
| 55 Eli Brooks | 27:29 | 3-10 | 2-8 | 2-2 | 1 | 2 | 3 | 1 | 2 | 10 | 2 | 0 | 0 | 0 |
| 5 Terrance Williams II | 21:52 | 9-12 | 3-3 | 1-1 | 2 | 3 | 5 | 0 | 1 | 22 | 3 | 1 | 0 | 0 |
| 10 Frankie Collins | 14:56 | 1-4 | 0-1 | 0-2 | 0 | 2 | 2 | 3 | 1 | 2 | 3 | 0 | 0 | 0 |
| 3 Zeb Jackson | 15:07 | 2-4 | 1-3 | 0-0 | 0 | 5 | 5 | 2 | 0 | 5 | 1 | 2 | 0 | 0 |
| 2 Kobe Bufkin | 10:24 | 2-5 | 1-1 | 0-0 | 1 | 5 | 1 | 0 | 5 | 1 | 2 | 1 | 0 | 0 |
| 44 Jaron Faulds | 06:36 | 2-4 | 0-0 | 0-0 | 1 | 0 | 1 | 2 | 0 | 4 | 0 | 0 | 0 | 0 |
| 13 Ian Burns | 01:28 | 0-0 | 0-0 | 0-0 | 0 | 0 | 0 | 0 | 0 | 0 | 1 | 0 | 0 | 0 |
| Totals | | 39-76 | 15-32 | 9-12 | 15 | 39 | 54 | 18 | 15 | 102 | 25 | 12 | 7 | 3 |

Technical Fouls: NONE

| Shooting By Period | | |
|---------------------|-------|-------|
| 1 st FG% | 13-37 | 35.1% |
| 3PT% | 3-18 | 16.7% |
| FT% | 3-3 | 100% |
| 2 nd FG% | 21-40 | 52.5% |
| 3PT% | 6-10 | 60.0% |
| FT% | 3-6 | 50% |
| GM FG% | 39-76 | 51.3% |
| 3PT% | 15-32 | 46.9% |
| FT% | 9-12 | 75.0% |

Dead Ball Rebounds: 1

| NO. Name | Min | FG M/A | 3P M/A | FT M/A | Rebounds | | Fouls | TP | AS | TO | ST | Blocks | | +/- |
|------------------------|-------|--------|--------|--------|----------|----|-------|----|----|----|----|--------|----|-----|
| | | | | | OR | DR | | | | | | BS | BA | |
| 11 Lat Mayen | 20:17 | 1-5 | 1-5 | 1-2 | 1 | 2 | 3 | 2 | 2 | 4 | 0 | 1 | 0 | 1 |
| 13 Derrick Walker | 18:14 | 0-0 | 0-0 | 1-2 | 1 | 3 | 4 | 2 | 1 | 1 | 0 | 0 | 1 | 0 |
| 1 Alonzo Verge Jr. | 29:50 | 12-21 | 1-3 | 6-6 | 2 | 6 | 8 | 2 | 6 | 31 | 4 | 4 | 0 | 1 |
| 5 Bryce McGowens | 27:05 | 2-9 | 0-4 | 4-5 | 2 | 4 | 6 | 0 | 4 | 8 | 1 | 0 | 0 | 0 |
| 30 Kelsey Tominaga | 33:24 | 4-14 | 3-11 | 0-0 | 0 | 3 | 0 | 0 | 11 | 1 | 0 | 0 | 0 | 0 |
| 0 C.J. Wilcher | 18:09 | 1-8 | 0-5 | 0-0 | 0 | 2 | 2 | 1 | 0 | 2 | 0 | 0 | 1 | 0 |
| 35 Eduardo Andre | 11:56 | 0-0 | 0-0 | 4-6 | 2 | 6 | 3 | 0 | 4 | 0 | 2 | 1 | 1 | 0 |
| 32 Wilhelm Breidenbach | 14:18 | 2-7 | 0-2 | 0-0 | 3 | 1 | 4 | 1 | 2 | 4 | 0 | 1 | 2 | 0 |
| 10 Kobe Webster | 11:47 | 0-5 | 0-4 | 0-0 | 0 | 0 | 0 | 0 | 0 | 0 | 0 | 0 | 0 | 0 |
| 23 Keon Edwards | 10:14 | 1-3 | 0-1 | 0-0 | 0 | 0 | 0 | 2 | 0 | 2 | 0 | 0 | 0 | 0 |
| 15 Chris McGraw | 03:18 | 0-0 | 0-0 | 0-0 | 0 | 0 | 0 | 0 | 0 | 0 | 0 | 0 | 0 | 0 |
| 4 Jackson Cronin | 01:28 | 0-0 | 0-0 | 0-0 | 0 | 0 | 0 | 0 | 0 | 0 | 0 | 0 | 0 | 0 |
| Totals | | 23-72 | 5-35 | 16-21 | 14 | 24 | 38 | 15 | 18 | 67 | 6 | 9 | 4 | 3 |

Technical Fouls: NONE

| Shooting By Period | | |
|---------------------|-------|-------|
| 1 st FG% | 11-30 | 36.7% |
| 3PT% | 4-12 | 33.3% |
| FT% | 0-0 | 0% |
| 2 nd FG% | 12-27 | 44.4% |
| 3PT% | 4-10 | 40.0% |
| FT% | 14-17 | 82.4% |
| GM FG% | 23-57 | 40.4% |
| 3PT% | 8-22 | 36.4% |
| FT% | 14-17 | 82.4% |

Dead Ball Rebounds: 1

| | MICH | | NEB | |
|------------------|---------------------------|---------------------------|-----------------|-----------------|
| | 1 st | 2 nd | 1 st | 2 nd |
| Biggest lead | 35 (2 nd 1:41) | 0 (1 st 20:00) | 11 | 5 |
| Best Scoring Run | 8 (1 st 7:21) | 5 (1 st 13:56) | 42 | 34 |
| Lead Changes | 0 | 1 | 18 | 10 |
| Times Tied | 1 | 8 | 3 | 3 |
| Time with Lead | 38:36 | 00:00 | 38 | 12 |

GAME 11 NO. 18 AUBURN 99, NEBRASKA 68



Official Basketball Box Score - Final
Nebraska at Auburn
11/21/21 State Farm Arena, Atlanta
2021-22 Men's Basketball

Game Time: 11:30 AM
Game Duration: 1:58
Attendance: 8,557

Officials: Doug Shows, Bart Lenox, Byron Jarratt

| NO. Name | Min | FG M/A | 3P M/A | FT M/A | Rebounds | | Fouls | TP | AS | TO | ST | Blocks | | +/- |
|--------------------|-------|--------|--------|--------|----------|----|-------|----|----|----|----|--------|----|-----|
| | | | | | OR | DR | | | | | | BS | BA | |
| 11 Lat Mayen | 25:12 | 2-5 | 0-1 | 2-2 | 2 | 5 | 7 | 1 | 1 | 6 | 1 | 0 | 0 | -24 |
| 13 Derrick Walker | 30:06 | 4-4 | 0-0 | 2-2 | 5 | 5 | 10 | 3 | 2 | 10 | 4 | 0 | 2 | 0 |
| 1 Alonzo Verge Jr. | 26:38 | 4-11 | 0-1 | 2-2 | 0 | 5 | 5 | 2 | 3 | 10 | 4 | 7 | 1 | 2 |
| 5 Bryce McGowens | 29:41 | 4-12 | 0-4 | 6-7 | 0 | 2 | 2 | 4 | 4 | 14 | 1 | 2 | 0 | 1 |
| 30 Kelsey Tominaga | 24:33 | 1-5 | 1-4 | 0-0 | 2 | 2 | 0 | 1 | 3 | 1 | 0 | 3 | 0 | -9 |
| 0 C.J. Wilcher | 24:55 | 6-9 | 4-6 | 1-2 | 1 | 0 | 1 | 2 | 17 | 0 | 2 | 0 | 0 | -22 |
| 10 Kobe Webster | 15:30 | 1-3 | 1-3 | 2-2 | 0 | 1 | 1 | 0 | 2 | 5 | 1 | 3 | 0 | -16 |
| 14 Trevor Lakes | 09:05 | 1-3 | 1-3 | 0-0 | 0 | 1 | 1 | 1 | 0 | 3 | 0 | 0 | 0 | -5 |
| 35 Eduardo Andre | 11:48 | 0-2 | 0-0 | 0-0 | 1 | 1 | 1 | 0 | 0 | 0 | 4 | 0 | 0 | -23 |
| 22 Luke McGraw | 01:31 | 0-0 | 0-0 | 0-0 | 0 | 0 | 0 | 0 | 0 | 0 | 0 | 0 | 0 | -3 |
| 15 Chris McGraw | 01:31 | 0-0 | 0-0 | 0-0 | 0 | 0 | 0 | 0 | 0 | 0 | 0 | 0 | 0 | -3 |
| Totals | | 23-54 | 7-22 | | | | | | | | | | | |

2022-23 NEBRASKA BASKETBALL

2021-22 SEASON BOXSCORES



GAME 13 NEBRASKA 88, KENNESAW STATE 74



Official Basketball Box Score - Final
Kennesaw St. at Nebraska
 12/22/21 Private Bank Arena, Lincoln
 Nebraska vs. Kennesaw St.

Game Time: 6:35 PM
 Game Duration: 2:14
 Attendance: 14,519

Officials: Rob Kueneman, Kelly Pfeifer, Edwin Young

| Kennesaw St. - 74 | | Record: 4-8 | | | | | | | | | | Shooting By Period | | | | |
|----------------------|---------|-------------|------|-------|-----------|-------|----|----|----|----|--------|--------------------|---------|---------|--------|-------|
| NO. Name | Min | FG | 3P | FT | Rebounds | Fouls | TP | AS | TO | ST | Blocks | 1st FG% | 2nd FG% | 3rd FG% | GM FG% | |
| | | M-A | M-A | M-A | OR DR TOT | PF | | | | | BS BA | | | | | |
| 0 Demond Robinson | F 23:20 | 1-4 | 0-0 | 0-0 | 2 0 2 | 0 1 | 2 | 1 | 0 | 2 | 0 0 | 21 | 33.3% | 41.2 | 33.3% | 33.3% |
| 1 Terrill Burden | G 35:11 | 10-14 | 0-1 | 7-7 | 1 7 8 | 2 9 | 27 | 6 | 4 | 1 | 0 0 | 10 | 4.5 | 80% | 4.5 | 80% |
| 3 Chris Youngblood | G 35:31 | 4-13 | 2-9 | 1-2 | 4 8 12 | 1 2 | 11 | 0 | 2 | 1 | 0 1 | 14 | 13.3% | 13.3% | 43.3% | 13.3% |
| 5 Brandon Stroud | G 22:58 | 1-5 | 0-2 | 1-3 | 1 5 6 | 4 3 | 3 | 1 | 3 | 0 | 0 2 | 11 | 3.1% | 3.1% | 21.4% | 3.1% |
| 22 Spencer Rodgers | G 30:03 | 3-11 | 2-7 | 0-0 | 0 4 4 | 2 2 | 8 | 0 | 6 | 1 | 0 1 | 18 | 11.4% | 11.4% | 78.6% | 11.4% |
| 2 Nate Springs | 05:32 | 0-2 | 0-1 | 0-0 | 1 1 2 | 2 0 | 0 | 0 | 0 | 0 | 0 0 | -1 | 0% | 0% | 0% | 0% |
| 12 Jamir Moultrie | 22:57 | 4-9 | 2-5 | 2-3 | 0 0 0 | 4 2 | 12 | 0 | 2 | 1 | 0 0 | 11 | 9.1% | 9.1% | 50% | 9.1% |
| 13 Kasen Jennings | 12:32 | 2-3 | 1-1 | 0-0 | 0 0 0 | 5 0 | 5 | 0 | 3 | 1 | 0 0 | 0 | 0% | 0% | 0% | 0% |
| 21 Armani Harris | 04:36 | 0-0 | 0-0 | 0-0 | 1 2 3 | 0 0 | 0 | 0 | 1 | 0 | 0 0 | -8 | 0% | 0% | 0% | 0% |
| 4 Cole LaRue | 02:24 | 0-0 | 0-0 | 0-0 | 0 0 0 | 0 0 | 0 | 0 | 0 | 0 | 0 0 | 0 | 0% | 0% | 0% | 0% |
| 10 Alex Peterson | 01:25 | 0-1 | 0-0 | 0-0 | 0 0 0 | 1 1 | 0 | 0 | 0 | 0 | 0 0 | 1 | 0% | 0% | 0% | 0% |
| 15 Mayson Quarlebaum | 03:31 | 1-1 | 0-0 | 4-4 | 1 0 1 | 2 6 | 0 | 0 | 0 | 0 | 0 0 | 6 | 100% | 100% | 100% | 100% |
| Team | | | | | 0 4 4 | 0 | 0 | 0 | 0 | 0 | 0 0 | 0 | | | | |
| Totals | | 26-63 | 7-26 | 15-19 | 11 31 42 | 21 21 | 74 | 8 | 21 | 7 | 0 5 | -14 | | | | |

| Nebraska - 88 | | Record: 6-7 | | | | | | | | | | Shooting By Period | | | | |
|--------------------|---------|-------------|-------|-------|-----------|-------|----|----|----|----|--------|--------------------|---------|---------|--------|-------|
| NO. Name | Min | FG | 3P | FT | Rebounds | Fouls | TP | AS | TO | ST | Blocks | 1st FG% | 2nd FG% | 3rd FG% | GM FG% | |
| | | M-A | M-A | M-A | OR DR TOT | PF | | | | | BS BA | | | | | |
| 11 Lat Mayen | F 19:23 | 2-6 | 2-5 | 0-0 | 0 2 2 | 3 0 | 6 | 2 | 0 | 0 | 0 0 | -1 | 16.3% | 9.17 | 52.9% | 16.3% |
| 13 Derrick Walker | F 24:18 | 4-5 | 0-0 | 3-3 | 2 2 4 | 1 5 | 11 | 1 | 2 | 1 | 3 0 | 18 | 4.6 | 66.7% | 4.6 | 66.7% |
| 1 Alonzo Verge Jr. | G 31:22 | 5-9 | 2-3 | 4-6 | 0 7 7 | 2 6 | 16 | 12 | 7 | 2 | 1 0 | 23 | 14.2% | 14.2% | 53.8% | 14.2% |
| 5 Bryce McGowens | G 26:01 | 4-7 | 3-5 | 0-1 | 0 4 4 | 5 1 | 11 | 0 | 3 | 2 | 0 0 | 19 | 6.1% | 6.1% | 50% | 6.1% |
| 30 Keisei Tominaga | G 26:20 | 7-12 | 4-7 | 0-0 | 0 1 1 | 2 1 | 18 | 2 | 2 | 1 | 0 0 | -3 | 35.57 | 52.9% | 35.57 | 52.9% |
| 10 Kobe Webster | 22:46 | 1-7 | 1-3 | 3-5 | 0 2 2 | 2 4 | 6 | 1 | 0 | 0 | 0 0 | 5 | 15.29 | 51.7% | 15.29 | 51.7% |
| 0 C.J. Wilcher | 16:25 | 3-4 | 1-2 | 1-2 | 0 0 0 | 1 1 | 8 | 0 | 1 | 1 | 1 0 | 17 | 15.21 | 51.6% | 15.21 | 51.6% |
| 35 Eduardo Andre | 13:01 | 1-2 | 0-0 | 1-2 | 1 4 5 | 4 2 | 3 | 0 | 2 | 1 | 0 0 | 0 | 0% | 0% | 0% | 0% |
| 14 Trevor Lakes | 15:28 | 3-5 | 2-4 | 0-0 | 0 1 1 | 1 0 | 8 | 1 | 0 | 1 | 0 0 | -1 | 0% | 0% | 0% | 0% |
| 23 Keon Edwards | 03:10 | 0-0 | 0-0 | 1-2 | 0 1 1 | 0 0 | 1 | 1 | 0 | 0 | 0 0 | -5 | 0% | 0% | 0% | 0% |
| 4 Jackson Cronin | 00:53 | 0-0 | 0-0 | 0-0 | 0 0 0 | 0 0 | 0 | 0 | 0 | 0 | 0 0 | -1 | 0% | 0% | 0% | 0% |
| 15 Chris McGraw | 00:53 | 0-0 | 0-0 | 0-0 | 0 0 0 | 0 0 | 0 | 0 | 0 | 0 | 0 0 | -1 | 0% | 0% | 0% | 0% |
| Team | | | | | 0 4 4 | 0 | 0 | 0 | 0 | 0 | 0 0 | 0 | | | | |
| Totals | | 30-57 | 15-29 | 13-21 | 3 28 31 | 21 21 | 88 | 20 | 17 | 10 | 5 0 | 14 | | | | |

| Biggest lead | | Points from Turnovers | | Period by Period Scoring | | |
|------------------|---------------|-----------------------|-----|--------------------------|----------|----------|
| KSU | NEB | KSU | NEB | 1st | 2nd | |
| 8 (1st 14:10) | 25 (2nd 8:10) | 20 | 19 | | | |
| Best Scoring Run | 7 (1st 14:10) | 34 | 28 | KSU | 34 40 74 | |
| Lead Changes | 1 | Second Chance | 10 | 3 | | |
| Times Tied | 0 | Fast Breaks | 12 | 19 | NFR | 45 43 88 |

GAME 15 NO. 10 MICHIGAN STATE 79, NEBRASKA 67



Official Basketball Box Score - Final
Nebraska at Michigan St.
 01/05/22 Breslens Center, East Lansing
 2021-22 Men's Basketball

Game Time: 7:00 P
 Game Duration: 1:1
 Attendance: 14,7

Officials: Lamont Simpson, Donnie Eppley, Terry Ogles

| Nebraska - 67 | | Record: 6-9 (0-4) | | | | | | | | | | Shooting By Period | | | | |
|--------------------|---------|-------------------|------|------|-----------|-------|----|----|----|----|--------|--------------------|---------|---------|--------|-------|
| NO. Name | Min | FG | 3P | FT | Rebounds | Fouls | TP | AS | TO | ST | Blocks | 1st FG% | 2nd FG% | 3rd FG% | GM FG% | |
| | | M-A | M-A | M-A | OR DR TOT | PF | | | | | BS BA | | | | | |
| 11 Lat Mayen | F 26:04 | 1-3 | 1-3 | 0-0 | 1 3 4 | 1 0 | 3 | 1 | 1 | 1 | 0 0 | -6 | 15.31 | 3.11 | 48.4% | 15.31 |
| 13 Derrick Walker | F 31:55 | 8-9 | 0-0 | 0-0 | 0 1 1 | 1 2 | 3 | 1 | 1 | 1 | 1 1 | -8 | 1.1 | 100% | 1.1 | 100% |
| 1 Alonzo Verge Jr. | G 29:18 | 2-10 | 0-1 | 1-1 | 1 3 4 | 2 2 | 5 | 3 | 2 | 0 | 2 2 | -12 | 12.29 | 12.29 | 41.4% | 12.29 |
| 5 Bryce McGowens | G 32:08 | 5-16 | 1-7 | 2-2 | 1 3 4 | 1 1 | 13 | 4 | 5 | 2 | 0 1 | -4 | 4.12 | 33.3% | 4.12 | 33.3% |
| 30 Keisei Tominaga | G 20:19 | 1-4 | 1-4 | 0-0 | 0 2 2 | 2 0 | 3 | 1 | 1 | 1 | 0 0 | -13 | 5.10 | 50% | 5.10 | 50% |
| 0 C.J. Wilcher | 21:14 | 4-9 | 2-4 | 0-1 | 1 1 1 | 1 1 | 10 | 0 | 0 | 1 | 0 0 | -8 | 27.60 | 45.0% | 27.60 | 45.0% |
| 10 Kobe Webster | 19:55 | 5-8 | 2-4 | 1-3 | 0 4 4 | 2 2 | 13 | 2 | 1 | 0 | 0 1 | 1 | 7.23 | 30.4% | 7.23 | 30.4% |
| 14 Trevor Lakes | 11:02 | 0-0 | 0-0 | 0-0 | 2 2 0 | 0 1 | 0 | 0 | 0 | 0 | 0 0 | -6 | 6.11 | 54.5% | 6.11 | 54.5% |
| 35 Eduardo Andre | 07:53 | 1-1 | 0-0 | 2-4 | 1 2 3 | 5 3 | 4 | 0 | 0 | 2 | 0 0 | -2 | 0% | 0% | 0% | 0% |
| 4 Jackson Cronin | 00:12 | 0-0 | 0-0 | 0-0 | 0 0 0 | 0 0 | 0 | 0 | 0 | 0 | 0 0 | -2 | 0% | 0% | 0% | 0% |
| Team | | | | | 2 0 2 | 0 | 0 | 0 | 0 | 0 | 0 0 | 0 | | | | |
| Totals | | 27-60 | 7-23 | 6-11 | 6 21 27 | 15 12 | 67 | 15 | 15 | 12 | 1 5 | -12 | | | | |

| Michigan St. - 79 | | Record: 13-2 (4-0) | | | | | | | | | | Shooting By Period | | | | |
|-----------------------|---------|--------------------|------|-------|-----------|-------|----|----|----|----|--------|--------------------|---------|---------|--------|-------|
| NO. Name | Min | FG | 3P | FT | Rebounds | Fouls | TP | AS | TO | ST | Blocks | 1st FG% | 2nd FG% | 3rd FG% | GM FG% | |
| | | M-A | M-A | M-A | OR DR TOT | PF | | | | | BS BA | | | | | |
| 10 Joey Hauser | F 21:13 | 1-3 | 0-1 | 1-1 | 2 6 8 | 3 1 | 3 | 5 | 3 | 1 | 0 0 | 8 | 17.31 | 3.8 | 37.5% | 17.31 |
| 30 Marcus Bingham Jr. | F 19:04 | 2-4 | 0-1 | 0-0 | 0 4 4 | 0 0 | 4 | 1 | 0 | 1 | 0 0 | -1 | 1.2 | 50% | 1.2 | 50% |
| 44 Gabe Brown | F 32:35 | 6-15 | 2-5 | 0-0 | 0 4 4 | 1 2 | 14 | 1 | 1 | 4 | 2 0 | 16 | 12.25 | 12.25 | 48.0% | 12.25 |
| 2 Tyson Walker | G 22:40 | 3-6 | 2-3 | 2-2 | 0 0 0 | 2 2 | 10 | 5 | 2 | 2 | 0 0 | 6 | 5.9 | 55.6% | 5.9 | 55.6% |
| 5 Max Christie | G 30:34 | 7-9 | 3-4 | 4-4 | 2 2 4 | 1 2 | 21 | 1 | 3 | 1 | 0 0 | 0 | 12.17 | 70.6% | 12.17 | 70.6% |
| 11 A.J. Hoggard | 20:10 | 3-5 | 0-0 | 1-1 | 1 1 2 | 1 2 | 6 | 3 | 7 | 1 | 2 0 | 11 | 29.56 | 51.8% | 29.56 | 51.8% |
| 25 Malik Hall | 22:18 | 5-6 | 1-1 | 1-5 | 2 4 6 | 1 3 | 12 | 2 | 1 | 1 | 1 0 | 0 | 8.17 | 47.1% | 8.17 | 47.1% |
| 3 Julius Marble | 12:48 | 1-2 | 0-0 | 1-2 | 2 2 4 | 2 1 | 3 | 0 | 2 | 0 | 0 0 | 8 | 13.19 | 68.4% | 13.19 | 68.4% |
| 3 Jaden Akins | 11:56 | 1-4 | 0-2 | 2-2 | 0 3 3 | 0 1 | 4 | 0 | 0 | 2 | 0 0 | 5 | 0% | 0% | 0% | 0% |
| 22 Mady Sissoko | 04:37 | 0-2 | 0-0 | 0-0 | 0 2 2 | 1 0 | 0 | 0 | 0 | 0 | 0 0 | -1 | 0% | 0% | 0% | 0% |
| 1 Pierre Brooks | 02:05 | 0-0 | 0-0 | 2-2 | 0 0 0 | 0 1 | 2 | 0 | 0 | 0 | 0 0 | -2 | 0% | 0% | 0% | 0% |
| Team | | | | | 2 2 3 | 0 | 0 | 0 | 0 | 0 | 0 0 | 0 | | | | |
| Totals | | 29-56 | 8-17 | 13-19 | 11 29 40 | 12 15 | 79 | 18 | 19 | 13 | 5 1 | 12 | | | | |

| Biggest lead | | Points from Turnovers | | Period by Period Scoring | | |
|------------------|---------------|-----------------------|-----|--------------------------|----------|----------|
| NEB | MSU | NEB | MSU | 1st | 2nd | |
| 5 (1st 15:05) | 16 (2nd 1:55) | 20 | 16 | | | |
| Best Scoring Run | 6 (1st 2:59) | 34 | 28 | NEB | 34 33 67 | |
| Lead Changes | 10 | Second Chance | 7 | 16 | | |
| Times Tied | 4 | Fast Breaks | 19 | 14 | MSU | 38 41 79 |
| Time with Lead | 07:00 | Bench | 27 | 27 | | |

GAME 14 NO. 13 OHIO STATE 87, NEBRASKA 79 (OT)



Official Basketball Box Score - Final
Ohio St. at Nebraska
 01/02/22 Private Bank Arena, Lincoln
 Nebraska vs. Ohio State

Game Time: 7:01 PM
 Game Duration: 2:13
 Attendance: 14,478

Officials: Larry Sciroto, Lewis Garrison, Don Dally

| Ohio St. - 87 | | Record: 9-2 (3-0) | | | | | | | | | | Shooting By Period | | | | |
|-------------------|---------|-------------------|------|------|-----------|-------|----|----|----|----|--------|--------------------|---------|---------|--------|-------|
| NO. Name | Min | FG | 3P | FT | Rebounds | Fouls | TP | AS | TO | ST | Blocks | 1st FG% | 2nd FG% | 3rd FG% | GM FG% | |
| | | M-A | M-A | M-A | OR DR TOT | PF | | | | | BS BA | | | | | |
| 10 Justin Ahrens | F 23:42 | 1-5 | 1-5 | 2-2 | 0 2 2 | 2 1 | 5 | 1 | 1 | 1 | 0 0 | 4 | 13.32 | 4.12 | 39.4% | 13.32 |
| 23 Zed Key | F 34:24 | 3-5 | 0-0 | 1-2 | 6 8 14 | 2 4 | 7 | 2 | 1 | 1 | 0 0 | 8 | 4.5 | 80% | 4.5 | 80% |
| 32 E.J. Ludell | F 40:33 | 2-14 | 1-5 | 5-6 | 0 6 6 | 2 2 | 35 | 1 | 2 | 0 | 0 0 | 11 | 13.30 | 13.30 | 43.3% | 13.30 |
| 22 Malaki Branham | G 42:07 | 13-19 | 6-10 | 6-10 | 3 4 7 | 2 2 | 25 | 1 | 2 | 0 | 0 0 | 11 | 3.14 | 21.4% | 3.14 | 21.4% |
| | | | | | | | | | | | | | | | | |

2022-23 NEBRASKA BASKETBALL

2021-22 SEASON BOXSCORES

GAME 17 NO. 25 ILLINOIS 81, NEBRASKA 71



Official Basketball Box Score - Final
Illinois at Nebraska
 01/11/22 Pinnacle Bank Arena, Lincoln
 Nebraska vs. Illinois

Game Time: 7:37 PM
 Game Duration: 2:00
 Attendance: 14,009

Officials: Rob Riley, Don Daly, Brooks Wells

| NO. Name | Min | FG | | 3P | | FT | | Rebounds | | Fouls | | TP | AS | TO | ST | Blocks | | +/- | |
|----------------------|---------|-------|------|-------|-------|------|-------|----------|-----|--------|----|----|----|----|----|--------|--|-----|--|
| | | M/A | M/A | M/A | M/A | OR | DR | PF | FF | BS | BA | | | | | | | | |
| 3 Jacob Cockburn | F 35:23 | 5-9 | 2-6 | 0-0 | 3-3 | 1-0 | 12-4 | 3-0 | 1-0 | 0-9 | | | | | | | | | |
| 21 Kofi Cockburn | C 30:13 | 8-18 | 0-0 | 0-5 | 5-8 | 13-4 | 6-16 | 1-2 | 1-1 | 0-7 | | | | | | | | | |
| 1 Trent Frazier | G 38:14 | 9-18 | 3-6 | 8-10 | 1-1 | 2-3 | 6-29 | 5-1 | 4-0 | 1-8 | | | | | | | | | |
| 11 Alfonso Plummer | G 30:04 | 4-12 | 1-5 | 0-0 | 0-0 | 0-0 | 1-9 | 1-1 | 1-0 | 0-1-2 | | | | | | | | | |
| 20 DaMonte Williams | G 33:11 | 1-2 | 1-2 | 0-0 | 1-3 | 4-4 | 2-0-3 | 1-1 | 1-0 | 0-3 | | | | | | | | | |
| 33 Coleman Hawkins | 12:06 | 2-4 | 0-0 | 0-0 | 4-4 | 8-2 | 0-0-4 | 0-0 | 0-0 | 1-0-14 | | | | | | | | | |
| 4 Omar Payne | 09:47 | 2-3 | 0-0 | 4-4 | 2-3 | 5-3 | 2-8 | 0-1 | 0-1 | 4-0-17 | | | | | | | | | |
| 0 Brandon Podziemski | 04:33 | 0-0 | 0-0 | 0-0 | 0-1 | 1-0 | 0-0-0 | 0-0 | 0-0 | 0-0-6 | | | | | | | | | |
| 10 Luke Goode | 06:29 | 0-0 | 0-0 | 0-0 | 1-1 | 2-0 | 0-0-1 | 0-0 | 0-0 | 1-0-2 | | | | | | | | | |
| Team | | | | | | | | | | | | | | | | | | | |
| Totals | | 31-66 | 7-19 | 12-19 | 15-27 | 4-2 | 15-15 | 8-13 | 9-6 | 8-2-10 | | | | | | | | | |

Technical Fouls: NONE

| NO. Name | Min | FG | | 3P | | FT | | Rebounds | | Fouls | | TP | AS | TO | ST | Blocks | | +/- | |
|--------------------|---------|-------|------|-------|------|-------|-------|----------|----------|--------|----|----|----|----|----|--------|--|-----|--|
| | | M/A | M/A | M/A | M/A | OR | DR | PF | FF | BS | BA | | | | | | | | |
| 11 Lat Mayen | F 33:39 | 2-5 | 2-2 | 0-0 | 0-6 | 6-6 | 4-0 | 6-0 | 0-0 | 2-8 | | | | | | | | | |
| 13 Derrick Walker | F 27:52 | 7-11 | 0-0 | 0-0 | 3-4 | 7-2 | 1-14 | 2-1 | 1-0 | 1-11 | | | | | | | | | |
| 1 Alonzo Verge Jr. | G 29:36 | 5-13 | 0-1 | 4-4 | 0-4 | 4-3 | 2-14 | 9-5 | 0-0 | 2-11 | | | | | | | | | |
| 5 Bryce McGowens | G 34:40 | 6-15 | 1-2 | 6-7 | 2-4 | 6-8 | 19-10 | 1-0 | 1-0 | 1-3-5 | | | | | | | | | |
| 30 Keisei Tomioga | G 25:47 | 3-6 | 2-3 | 0-0 | 0-2 | 2-2 | 3-8 | 1-0 | 1-0 | 1-0-14 | | | | | | | | | |
| 35 Eduardo Andre | 12:08 | 1-2 | 0-0 | 1-1 | 0-4 | 4-2 | 2-0-1 | 1-1 | 0-1-0-1 | | | | | | | | | | |
| 0 C.J. Wilcher | 22:00 | 2-5 | 1-3 | 0-2 | 1-1 | 2-0 | 1-6 | 0-1 | 1-1 | 0-0-25 | | | | | | | | | |
| 10 Kobe Webster | 14:18 | 1-2 | 0-1 | 0-0 | 0-0 | 0-0 | 0-1-2 | 1-1 | 0-0-0-15 | | | | | | | | | | |
| Team | | | | | | | | | | | | | | | | | | | |
| Totals | | 27-59 | 6-12 | 11-14 | 6-25 | 31-15 | 15-15 | 8-13 | 11-4 | 2-8-10 | | | | | | | | | |

Technical Fouls: NONE

| Points from Turnovers | ILL | NEB | Period by Period Scoring | | |
|-----------------------|---------------------------|-----|--------------------------|-----|-----|
| | | | 1st | 2nd | TOT |
| Biggest lead | 10 (2 nd 1:05) | NEB | 11 | 11 | 11 |
| Best Scoring Run | 11 (1 st 6:43) | ILL | 31 | 50 | 81 |
| Lead Changes | 5 | NEB | 34 | 37 | 71 |
| Times Tied | 3 | NEB | 34 | 37 | 71 |
| Time with Lead | 20:16 | NEB | 34 | 37 | 71 |

Game Notes: Pop warning 1st half 10:54 NEB

GAME 18 NO. 7 PURDUE 93, NEBRASKA 65



Official Basketball Box Score - Final
Nebraska at Purdue
 01/14/22 Mackey Arena, West Lafayette
 2021-22 Men's Basketball

Game Time: 6:30 PM
 Game Duration: 2:10
 Attendance: 14,804

Officials: Chris Beaver, Lewis Garrison, Terry Oglety

| NO. Name | Min | FG | | 3P | | FT | | Rebounds | | Fouls | | TP | AS | TO | ST | Blocks | | +/- | |
|--------------------|---------|-------|------|------|------|-------|-------|----------|-----|-------|----|----|----|----|----|--------|--|-----|--|
| | | M/A | M/A | M/A | M/A | OR | DR | PF | FF | BS | BA | | | | | | | | |
| 11 Lat Mayen | F 30:37 | 3-9 | 1-3 | 0-0 | 2-6 | 8-3 | 0-7 | 1-3 | 1-1 | 0-21 | | | | | | | | | |
| 13 Derrick Walker | F 19:39 | 3-8 | 0-0 | 2-2 | 2-2 | 4-5 | 3-8 | 2-3 | 0-0 | 3-8 | | | | | | | | | |
| 1 Alonzo Verge Jr. | G 23:14 | 4-8 | 1-2 | 1-3 | 1-2 | 3-1 | 3-10 | 2-3 | 1-0 | 0-26 | | | | | | | | | |
| 5 Bryce McGowens | G 33:19 | 4-9 | 1-2 | 0-1 | 1-4 | 5-3 | 4-9 | 1-1 | 1-1 | 0-21 | | | | | | | | | |
| 30 Keisei Tomioga | G 15:46 | 4-5 | 2-3 | 1-2 | 1-2 | 3-1 | 1-11 | 1-1 | 1-1 | 0-2 | | | | | | | | | |
| 35 Eduardo Andre | 12:50 | 2-3 | 0-0 | 1-5 | 0-2 | 2-4 | 3-5 | 1-4 | 0-0 | 0-20 | | | | | | | | | |
| 0 C.J. Wilcher | 28:39 | 4-7 | 2-5 | 0-0 | 1-1 | 1-1 | 1-10 | 1-1 | 0-0 | 0-20 | | | | | | | | | |
| 10 Kobe Webster | 27:54 | 2-7 | 1-3 | 0-0 | 0-2 | 1-2 | 1-5 | 2-1 | 0-0 | 0-10 | | | | | | | | | |
| 23 Keon Edwards | 06:38 | 0-1 | 0-0 | 0-0 | 0-1 | 1-2 | 0-0 | 0-0 | 0-0 | 0-7 | | | | | | | | | |
| 4 Jackson Cronin | 01:24 | 0-0 | 0-0 | 0-0 | 0-0 | 0-0 | 0-0 | 0-0 | 0-0 | 0-1 | | | | | | | | | |
| Team | | | | | | | | | | | | | | | | | | | |
| Totals | | 26-57 | 8-19 | 5-13 | 8-23 | 31-21 | 16-85 | 14-17 | 6-1 | 5-27 | | | | | | | | | |

Technical Fouls: NONE

| NO. Name | Min | FG | | 3P | | FT | | Rebounds | | Fouls | | TP | AS | TO | ST | Blocks | | +/- | |
|---------------------|---------|-------|------|-------|-------|---------|-------|----------|-----|-------|----|----|----|----|----|--------|--|-----|--|
| | | M/A | M/A | M/A | M/A | OR | DR | PF | FF | BS | BA | | | | | | | | |
| 0 Mason Gillis | F 24:11 | 3-8 | 2-4 | 0-0 | 1-6 | 7-2 | 1-8 | 1-0 | 2-0 | 0-28 | | | | | | | | | |
| 15 Zach Edey | C 19:58 | 9-12 | 0-0 | 4-9 | 4-5 | 9-27 | 22-0 | 0-0 | 0-2 | 0-21 | | | | | | | | | |
| 11 Isaiah Thompson | G 21:07 | 0-6 | 0-6 | 0-0 | 0-2 | 2-1-1-0 | 2-2 | 1-0 | 0-0 | 0-13 | | | | | | | | | |
| 23 Jaden Ivey | G 22:56 | 5-10 | 2-5 | 5-6 | 2-2 | 4-4 | 17-5 | 1-1 | 0-0 | 0-31 | | | | | | | | | |
| 55 Sasha Stefanovic | G 26:49 | 1-7 | 1-7 | 6-6 | 2-1 | 3-2-4-9 | 3-2 | 0-1 | 0-0 | 0-22 | | | | | | | | | |
| 2 Eric Hunter Jr. | 17:29 | 3-5 | 1-1 | 1-1 | 1-2 | 3-1 | 1-8 | 2-0 | 0-0 | 0-13 | | | | | | | | | |
| 50 Trevion Williams | 18:38 | 5-8 | 0-0 | 0-0 | 2-3 | 5-1 | 0-10 | 3-1 | 1-0 | 1-5 | | | | | | | | | |
| 3 Caleb Furst | 15:49 | 3-3 | 1-1 | 3-5 | 2-0 | 2-3 | 10-0 | 1-0 | 0-0 | 0-11 | | | | | | | | | |
| 25 Ethan Morton | 13:36 | 0-1 | 0-1 | 0-0 | 0-0 | 0-0 | 0-0 | 2-0 | 0-0 | 0-9 | | | | | | | | | |
| 5 Brandon Newman | 13:51 | 2-4 | 2-4 | 0-0 | 0-4 | 2-6 | 0-0 | 1-2 | 0-0 | 0-8 | | | | | | | | | |
| 14 Jared Wulbrun | 01:24 | 0-0 | 0-0 | 0-0 | 0-0 | 0-0 | 0-0 | 0-0 | 0-0 | 0-1 | | | | | | | | | |
| 21 Matt Frost | 01:24 | 0-0 | 0-0 | 0-0 | 0-0 | 0-0 | 0-0 | 0-0 | 0-0 | 0-1 | | | | | | | | | |
| 22 Chase Martin | 01:24 | 0-0 | 0-0 | 0-0 | 0-1 | 1-0 | 0-0 | 0-0 | 0-0 | 0-1 | | | | | | | | | |
| 34 Carson Barrett | 01:24 | 1-1 | 0-0 | 0-0 | 0-1 | 0-0 | 2-1 | 1-0 | 0-0 | 0-1 | | | | | | | | | |
| Team | | | | | | | | | | | | | | | | | | | |
| Totals | | 32-65 | 9-29 | 19-27 | 14-27 | 41-16 | 21-92 | 19-10 | 7-5 | 1-27 | | | | | | | | | |

Technical Fouls: NONE

| Points from Turnovers | NEB | PUR | Period by Period Scoring | | |
|-----------------------|---------------------------|-----|--------------------------|-----|-----|
| | | | 1st | 2nd | TOT |
| Biggest lead | 0 (1 st 20:00) | PUR | 33 | 32 | 65 |
| Best Scoring Run | 6 (1 st 3:19) | PUR | 48 | 44 | 92 |
| Lead Changes | 0 | PUR | 48 | 44 | 92 |
| Times Tied | 0 | PUR | 48 | 44 | 92 |
| Time with Lead | 00:00 | PUR | 48 | 44 | 92 |

Game Notes: Pop warning 1st half 14:05

GAME 19 INDIANA 78, NEBRASKA 71



Official Basketball Box Score - Final
Indiana at Nebraska
 01/17/22 Pinnacle Bank Arena, Lincoln
 Nebraska vs. Indiana

Game Time: 5:01 PM
 Game Duration: 2:15
 Attendance: 15,290

Officials: Rob Riley, Eric Curry, Steve McClunkins

| NO. Name | Min | FG | | 3P | | FT | | Rebounds | | Fouls | | TP | AS | TO | ST | Blocks | | +/- | |
|-------------------------|---------|-------|-----|-----|-----|------|------|----------|-----|-------|----|----|----|----|----|--------|--|-----|--|
| | | M/A | M/A | M/A | M/A | OR | DR | PF | FF | BS | BA | | | | | | | | |
| 12 Miller Kopp | F 21:10 | 2-7 | 1-5 | 2-2 | 0-2 | 2-2 | 7-0 | 0-0 | 1-0 | 0-1 | | | | | | | | | |
| 23 Trayce Jackson-Davis | F 30:39 | 10-16 | 0-0 | 3-8 | 3-9 | 12-4 | 4-23 | 0-1 | 1-0 | 0-13 | | | | | | | | | |
| 25 Race Thompson | F 24:32 | 3-6 | 0-0 | 6-7 | 2-5 | 7-3 | 4-12 | 0-0 | 1-1 | 0-9 | | | | | | | | | |
| 0 Xavier Johnson | G 24:45 | 2-5 | 1-2 | 4-4 | 0-0 | 0-4 | 4-9 | 5-5 | 0-0 | 0-8 | | | | | | | | | |
| 45 Parker Stewart | G 26:52 | 2-4 | 2-3 | 0-0 | 0-0 | 0-3 | 6-1 | 1-1 | 0-0 | 0-7 | | | | | | | | | |
| 22 Jordan Geronimo | 21:18 | 4-4 | 0-0 | 2-2 | 3-5 | 8-3 | 10-1 | 1-1 | 1-0 | 0-3 | | | | | | | | | |
| 1 Rob Phinisee | 16:28 | 0-3 | 0-3 | 0-0 | 0-0 | 0-0 | 0-0 | 0-0 | 0-0 | 0-4 | | | | | | | | | |
| 2 Michael Durr | 01:45 | 0-1 | 0-0 | 0-0 | 1-0 | 1-2 | 0-0 | 0-1 | 0-0 | 0-3 | | | | | | | | | |
| 32 Trey Galloway | 20:36 | 3-3 | 0-0 | 3-5 | 0-0 | 0- | | | | | | | | | | | | | |

2022-23 NEBRASKA BASKETBALL

2021-22 SEASON BOXSCORES



GAME 21 RUTGERS 63, NEBRASKA 61



Official Basketball Box Score - Final
Rutgers at Nebraska
 01/29/22 Pinnacle Bank Arena, Lincoln
 Nebraska vs. Rutgers

Game Time: 5:37 PM
 Game Duration: 2:17
 Attendance: 15,671

Officials: Rob Kueneman, Brandon Cruz, Brooks Wells

| Rutgers - 63 | | Record: 12-8 (6-4) | | | | | | | | | | Shooting By Period | | | | | |
|--------------|------------------|--------------------|-------|------|-------|-----------|-------|----|----|----|----|--------------------|----|---------|---------|---|-----|
| NO. | Name | Min | FG | 3P | FT | Rebounds | Fouls | TP | AS | TO | ST | Blocks | +/ | 1st FG% | 2nd FG% | | |
| | | | M/A | M/A | M/A | OR DR TOT | PF | | | | | BS BA | | | | | |
| 11 | Clifford Omoruyi | C | 33:13 | 3-6 | 0-0 | 2-5 | 1 8 | 9 | 0 | 4 | 8 | 0 | 2 | 0 | 4 | 0 | 9 |
| 0 | Geo Baker | G | 38:03 | 6-18 | 0-5 | 2-2 | 1 5 | 6 | 2 | 3 | 14 | 4 | 3 | 4 | 0 | 2 | 3 |
| 4 | Paul Mulcahy | G | 32:55 | 5-12 | 0-4 | 0-0 | 1 4 | 5 | 3 | 3 | 10 | 2 | 1 | 4 | 1 | 1 | -1 |
| 22 | Caleb McConnell | G | 15:49 | 2-6 | 0-1 | 0-0 | 1 2 | 3 | 2 | 1 | 4 | 1 | 0 | 1 | 1 | 2 | -3 |
| 24 | Ron Harper Jr. | G | 28:27 | 1-9 | 1-5 | 4-4 | 0 2 | 2 | 4 | 2 | 7 | 1 | 3 | 0 | 0 | 1 | -10 |
| 5 | Aundre Hyatt | G | 05:29 | 1-2 | 0-1 | 0-0 | 0 2 | 2 | 0 | 1 | 2 | 0 | 0 | 0 | 0 | 0 | 1 |
| 1 | Oskar Palmquist | G | 05:22 | 1-1 | 1-1 | 0-0 | 0 0 | 0 | 2 | 0 | 3 | 0 | 0 | 0 | 0 | 0 | -6 |
| 21 | Dean Reiber | G | 04:49 | 0-1 | 0-1 | 0-0 | 0 0 | 0 | 1 | 0 | 1 | 0 | 0 | 0 | 0 | 0 | -5 |
| 45 | Jaden Jones | G | 01:43 | 0-0 | 0-0 | 0-0 | 0 1 | 1 | 0 | 0 | 0 | 0 | 0 | 0 | 0 | 0 | -1 |
| 3 | Mawot Mag | G | 20:19 | 4-4 | 1-1 | 4-4 | 2 5 | 7 | 4 | 2 | 13 | 1 | 0 | 0 | 1 | 0 | 16 |
| 35 | Ralph Agee | G | 01:54 | 0-0 | 0-0 | 0-0 | 0 1 | 1 | 0 | 0 | 0 | 0 | 0 | 0 | 0 | 0 | -2 |
| 2 | Jalen Miller | G | 07:57 | 0-1 | 0-0 | 2-2 | 2 0 | 0 | 3 | 2 | 2 | 0 | 0 | 1 | 0 | 0 | 9 |
| Team | | | | | | | 2 | 1 | 3 | 0 | 0 | 0 | 0 | | | | |
| Totals | | | 23:60 | 3-19 | 14-17 | 8 | 31 | 39 | 21 | 18 | 63 | 10 | 11 | 10 | 6 | 2 | -8 |

Technical Fouls: Miller 2nd 6:07

| Nebraska - 61 | | Record: 6-15 (0-10) | | | | | | | | | | Shooting By Period | | | | | |
|---------------|----------------|---------------------|-------|------|-------|-----------|-------|----|----|----|----|--------------------|----|---------|---------|----|----|
| NO. | Name | Min | FG | 3P | FT | Rebounds | Fouls | TP | AS | TO | ST | Blocks | +/ | 1st FG% | 2nd FG% | | |
| | | | M/A | M/A | M/A | OR DR TOT | PF | | | | | BS BA | | | | | |
| 11 | Lat Mayen | F | 31:08 | 2-5 | 1-2 | 0-0 | 1 7 | 8 | 3 | 2 | 5 | 3 | 0 | 0 | 0 | 1 | 1 |
| 13 | Derrick Walker | F | 29:29 | 4-7 | 0-0 | 1-1 | 2 1 | 3 | 3 | 2 | 9 | 1 | 4 | 0 | 1 | 2 | 1 |
| 2 | Trey McGowens | G | 34:25 | 4-10 | 1-4 | 2-3 | 0 7 | 7 | 5 | 3 | 11 | 3 | 1 | 2 | 1 | 2 | 6 |
| 5 | Bryce McGowens | G | 37:39 | 6-17 | 3-7 | 14-18 | 1 6 | 7 | 2 | 9 | 29 | 2 | 2 | 1 | 1 | 2 | 0 |
| 10 | Kobe Webster | G | 26:06 | 0-10 | 0-4 | 3-5 | 0 4 | 4 | 3 | 2 | 3 | 1 | 2 | 0 | 0 | 1 | -1 |
| 0 | C.J. Wilcher | G | 23:18 | 1-6 | 1-3 | 1-2 | 2 4 | 6 | 1 | 2 | 4 | 1 | 2 | 1 | 0 | 1 | -6 |
| 35 | Eduardo Andre | G | 10:35 | 0-0 | 0-0 | 0-0 | 1 2 | 3 | 1 | 0 | 0 | 0 | 1 | 0 | 2 | 0 | -3 |
| 30 | Keisei Tomioga | G | 04:59 | 0-3 | 0-0 | 0-0 | 2 0 | 2 | 0 | 0 | 0 | 0 | 0 | 1 | 1 | 0 | -6 |
| 23 | Keon Edwards | G | 02:21 | 0-0 | 0-0 | 0-0 | 0 0 | 0 | 0 | 0 | 0 | 0 | 0 | 0 | 0 | 0 | -2 |
| Team | | | | | | | 4 | 0 | 4 | 0 | 0 | 0 | 0 | | | | |
| Totals | | | 17:58 | 6-20 | 21-29 | 13 | 31 | 44 | 18 | 20 | 61 | 9 | 15 | 4 | 6 | 10 | -2 |

Technical Fouls: NONE

| RUT | | NEB | | Points from Turnovers | | RUT | | NEB | | Period by Period Scoring | | | |
|------------------|--------------------------|---------------------------|---------------|-----------------------|----|-----|-----|-----|-----|--------------------------|-----|-----|-----|
| Biggest lead | 3 (2 nd 0:10) | 11 (1 st 4:04) | Turnovers | 10 | 13 | 1st | 2nd | TOT | RUT | NEB | 1st | 2nd | TOT |
| Best Scoring Run | 8 (1 st 0:09) | 7 (1 st 4:04) | Paint | 28 | 22 | 28 | 35 | 63 | 28 | 35 | 63 | | |
| Lead Changes | 1 | 1 | Second Chance | 14 | 14 | NEB | 31 | 30 | 61 | 61 | | | |
| Times Tied | 1 | 1 | Fast Breaks | 11 | 9 | NEB | 31 | 30 | 61 | 61 | | | |
| Time with Lead | 01:32 | 37:39 | Bench | 20 | 4 | | | | | | | | |

Game Notes: Flop warning NEB 18:00 2nd half

GAME 22 MICHIGAN 85, NEBRASKA 79



Official Basketball Box Score - Final
Nebraska at Michigan
 02/01/22 Crisler Center, Ann Arbor
 2021-22 Men's Basketball

Game Time: 9:00 PM
 Game Duration: 2:01
 Attendance: 9,301

Officials: DJ Carstensen, Steve McJunkins, Brian Dorsey

| Nebraska - 79 | | Record: 6-16 (0-11) | | | | | | | | | | Shooting By Period | | | | | |
|---------------|------------------|---------------------|-------|-------|-------|-----------|-------|----|----|----|----|--------------------|----|---------|---------|----|----|
| NO. | Name | Min | FG | 3P | FT | Rebounds | Fouls | TP | AS | TO | ST | Blocks | +/ | 1st FG% | 2nd FG% | | |
| | | | M/A | M/A | M/A | OR DR TOT | PF | | | | | BS BA | | | | | |
| 11 | Lat Mayen | F | 08:25 | 2-3 | 1-2 | 2-2 | 0 1 | 1 | 3 | 1 | 7 | 0 | 0 | 0 | 0 | -9 | |
| 13 | Derrick Walker | F | 21:58 | 5-6 | 0-0 | 0-0 | 0 1 | 1 | 5 | 1 | 10 | 0 | 2 | 0 | 0 | 0 | |
| 1 | Alonzo Verge Jr. | G | 21:45 | 3-9 | 1-2 | 1-2 | 0 1 | 1 | 3 | 3 | 8 | 3 | 1 | 0 | 0 | -4 | |
| 2 | Trey McGowens | G | 25:35 | 1-4 | 0-0 | 2-3 | 0 2 | 2 | 2 | 2 | 4 | 2 | 3 | 0 | 0 | 1 | |
| 5 | Bryce McGowens | G | 37:56 | 10-20 | 1-3 | 3-3 | 1 5 | 6 | 1 | 3 | 24 | 1 | 1 | 3 | 0 | 1 | |
| 0 | C.J. Wilcher | G | 32:00 | 2-4 | 2-3 | 2-2 | 0 4 | 4 | 1 | 1 | 18 | 0 | 1 | 2 | 0 | 4 | |
| 35 | Eduardo Andre | G | 14:00 | 2-4 | 0-0 | 0-0 | 2 2 | 4 | 4 | 1 | 4 | 0 | 0 | 1 | 1 | 0 | |
| 10 | Kobe Webster | G | 21:22 | 2-6 | 1-5 | 2-3 | 0 2 | 2 | 2 | 1 | 5 | 7 | 2 | 2 | 0 | 0 | |
| 30 | Keisei Tomioga | G | 15:04 | 3-3 | 1-1 | 0-0 | 0 1 | 1 | 2 | 0 | 7 | 1 | 1 | 0 | 1 | 0 | |
| 23 | Keon Edwards | G | 02:15 | 0-0 | 0-0 | 0-0 | 0 0 | 0 | 0 | 0 | 0 | 0 | 0 | 0 | 0 | -5 | |
| Team | | | | | | | 1 | 1 | 2 | 0 | 0 | 0 | 0 | | | | |
| Totals | | | 30:59 | 7-18 | 12-15 | 4 | 20 | 24 | 22 | 17 | 79 | 9 | 11 | 6 | 2 | 2 | -6 |

Technical Fouls: Tomioga 2nd 5:48

| Michigan - 85 | | Record: 11-8 (5-4) | | | | | | | | | | Shooting By Period | | | | | |
|---------------|----------------------|--------------------|-------|-------|-------|-----------|-------|----|----|----|----|--------------------|----|---------|---------|-----|---|
| NO. | Name | Min | FG | 3P | FT | Rebounds | Fouls | TP | AS | TO | ST | Blocks | +/ | 1st FG% | 2nd FG% | | |
| | | | M/A | M/A | M/A | OR DR TOT | PF | | | | | BS BA | | | | | |
| 14 | Moussa Diabate | F | 21:42 | 3-3 | 0-0 | 0-2 | 2 3 | 5 | 4 | 3 | 6 | 3 | 2 | 0 | 0 | -10 | |
| 1 | Hunter Dickinson | C | 23:12 | 10-15 | 0-1 | 6-6 | 3 5 | 8 | 2 | 4 | 26 | 2 | 1 | 0 | 2 | 1 | |
| 12 | DeVante Jones | G | 31:49 | 7-16 | 0-4 | 4-5 | 1 5 | 6 | 4 | 3 | 18 | 2 | 2 | 2 | 0 | 15 | |
| 22 | Caleb Houston | G | 34:58 | 1-7 | 0-3 | 4-4 | 2 3 | 5 | 1 | 3 | 6 | 2 | 2 | 1 | 0 | 9 | |
| 5 | Eli Brooks | G | 35:23 | 6-11 | 1-2 | 7-8 | 1 4 | 5 | 0 | 3 | 20 | 3 | 1 | 1 | 0 | 1 | |
| 23 | Brandon Johns Jr. | F | 19:12 | 1-1 | 1-1 | 0-0 | 1 5 | 6 | 1 | 0 | 3 | 2 | 1 | 0 | 0 | 0 | |
| 5 | Terrance Williams II | F | 14:40 | 0-2 | 0-1 | 1-2 | 0 2 | 2 | 1 | 2 | 1 | 0 | 1 | 0 | 0 | 0 | |
| 10 | Frankie Collins | G | 06:07 | 0-2 | 0-1 | 3-4 | 0 0 | 0 | 2 | 2 | 3 | 0 | 1 | 1 | 0 | -9 | |
| 2 | Kobe Bufkin | G | 12:57 | 0-3 | 0-2 | 2-2 | 1 0 | 1 | 2 | 1 | 2 | 0 | 0 | 0 | 0 | -16 | |
| Team | | | | | | | 1 | 0 | 1 | 0 | 0 | 0 | 0 | | | | |
| Totals | | | 28:60 | 2-15 | 27-33 | 12 | 27 | 39 | 17 | 21 | 85 | 14 | 11 | 5 | 2 | 2 | 6 |

Technical Fouls: NONE

| Neb | | Mich | | Points from Turnovers | | Neb | | Mich | | Period by Period Scoring | | | |
|------------------|---------------------------|----------------------------|---------------|-----------------------|----|-----|-----|------|-----|--------------------------|-----|-----|-----|
| Biggest lead | 10 (1 st 4:57) | 10 (2 nd 13:57) | Turnovers | 17 | 19 | 1st | 2nd | TOT | Neb | Mich | 1st | 2nd | TOT |
| Best Scoring Run | 9 (2 nd 8:51) | 12 (2 nd 15:33) | Paint | 36 | 36 | 36 | 48 | 85 | 36 | 48 | 85 | | |
| Lead Changes | 6 | 4 | Second Chance | 4 | 18 | NEB | 37 | 48 | 85 | 85 | | | |
| Times Tied | 9 | 6 | Fast Breaks | 6 | 6 | NEB | 37 | 48 | 85 | 85 | | | |
| Time with Lead | 21:18 | 14:08 | Bench | 26 | 9 | | | | | | | | |

GAME 23 NORTHWESTERN 87, NEBRASKA 63



Official Basketball Box Score - Final
Northwestern at Nebraska
 02/05/22 Pinnacle Bank Arena, Lincoln
 Nebraska vs. Northwestern

Game Time: 12:01 PM
 Game Duration: 1:56
 Attendance: 15,609

Officials: Bill Ex, Lewis Garrison, Brooks Wells

| Northwestern - 87 | | Record: 11-10 (4-5) | | | | | | | | | | Shooting By Period | | | | |
|-------------------|-----------------|---------------------|---------|-------|------|-----------|-------|----|----|----|----|--------------------|----|---------|---------|----|
| NO. | Name | Min | FG | 3P | FT | Rebounds | Fouls | TP | AS | TO | ST | Blocks | +/ | 1st FG% | 2nd FG% | |
| | | | M/A | M/A | M/A | OR DR TOT | PF | | | | | BS BA | | | | |
| 22 | Pete Niance | F | 20:04 | 3-6 | 1-3 | 1-2 | 0 5 | 5 | 3 | 1 | 8 | 1 | 1 | 0 | 0 | 15 |
| 31 | Robbie Beran | F | 17:24 | 0-4 | 0-0 | 0-0 | 1 5 | 6 | 2 | 1 | 0 | 0 | 1 | 4 | 1 | 0 |
| 0 | Boo Biele | G | 25:57 | 10-15 | 6-11 | 1-1 | 0 1 | 2 | 3 | 27 | 3 | 1 | 2 | 0 | 0 | 24 |
| 1 | Chase Audige | G | 25:00 | 6-13 | 2-5 | 2-3 | 2 2 | 4 | 2 | 3 | 16 | 1 | 0 | 2 | 1 | 0 |
| 5 | Julian Roper II | G | 24:49 | 2-4 | 0-0 | 0-0 | 2 2 | 2 | 1 | 4 | 0 | 2 | 0 | 1 | 1 | 1 |
| 3 | Ty Berry | G | 15:53 | 3-7 | 3-5 | 0-0 | 0 3 | 3 | 2 | 0 | 9 | 1 | 1 | 0 | 0 | 24 |
| 15 | Ryan Young | G | 15:48 | 5-9 | 0-0 | 2-2 | 0 6 | 6 | 2 | 2 | 12 | 2 | 2 | 1 | 0 | 2 |
| 21 | Elyjah Williams | G | 20:46 | 1-1 | 0-0 | 2-2 | 1 2 | 3 | 2 | 1 | 4 | 2 | 0 | 2 | 0 | 15 |
| 2 | Ryan Greer | G | 18:10</ | | | | | | | | | | | | | |

2022-23 NEBRASKA BASKETBALL 2021-22 SEASON BOXSCORES

GAME 25 IOWA 98, NEBRASKA 75

| Official Basketball Box Score - Final | | | | | | | | | | | | | Game Time: 1:06 PM | | |
|--|---------|-------|------|-------|----------|--------|----|----|----|----|--------|-----|--|----------------------|--|
| Nebraska at Iowa | | | | | | | | | | | | | Game Duration: 1:49 | | |
| 02/13/22 Carver-Hawkeye Arena, Iowa City | | | | | | | | | | | | | Attendance: 13,772 | | |
| 2021-22 Men's Basketball | | | | | | | | | | | | | Officials: D.J. Carstensen, Courtney Green, Eric Curry | | |
| Nebraska - 75 | | | | | | | | | | | | | Record: 7-18 (1-13) | | |
| NO. Name | Min | FG | 3P | FT | Rebounds | Fouls | TP | AS | TO | ST | Blocks | +/- | Shooting By Period | | |
| 11 Lat Mayen | F 22:54 | 3-5 | 1-3 | 0-0 | 0 3 3 | 3 0 | 7 | 2 | 1 | 0 | 0 | -26 | 1st FG% | 9-29 31.0% | |
| 13 Derrick Walker | F 25:42 | 6-8 | 0-0 | 2-3 | 3 3 6 | 2 4 14 | 1 | 0 | 1 | 0 | 0 | -30 | 3PT% | 2-14 14.3% | |
| 1 Alonzo Verge Jr. | G 25:45 | 2-4 | 0-0 | 1-1 | 0 4 4 | 1 3 5 | 6 | 3 | 0 | 0 | 0 | -21 | FT% | 5-6 83.3% | |
| 2 Trey McGowens | G 26:25 | 2-7 | 0-1 | 3-4 | 2 3 5 | 2 4 7 | 4 | 5 | 2 | 0 | 1 | -10 | 2nd FG% | 18-33 54.5% | |
| 5 Bryce McGowens | G 29:56 | 3-13 | 1-6 | 4-4 | 0 4 4 | 1 3 11 | 0 | 2 | 0 | 1 | 1 | -19 | 3PT% | 5-11 45.5% | |
| 35 Eduardo Andre | 11:18 | 4-5 | 0-0 | 2-2 | 0 2 2 | 3 1 10 | 2 | 1 | 0 | 1 | 1 | -8 | GM FG% | 27-62 43.5% | |
| 0 C.J. Wilcher | 21:31 | 2-7 | 1-4 | 0-0 | 0 2 2 | 2 0 5 | 1 | 1 | 1 | 0 | 1 | -8 | 3PT% | 7-25 28.0% | |
| 10 Kobe Webster | 22:21 | 2-5 | 2-4 | 0-0 | 0 4 4 | 1 0 6 | 1 | 2 | 1 | 0 | 0 | -10 | FT% | 14-16 87.5% | |
| 30 Keisei Tominaga | 12:07 | 1-6 | 1-6 | 2-2 | 0 3 3 | 1 0 5 | 1 | 0 | 0 | 0 | 0 | -4 | Dead Ball Rebounds: 0 | | |
| 4 Jackson Cronin | 02:00 | 2-2 | 1-1 | 0-0 | 0 0 0 | 0 0 0 | 5 | 0 | 0 | 0 | 0 | 2 | | | |
| Team | | | | | 1 1 2 | | | | | | | | | | |
| Totals | | 27-62 | 7-25 | 14-16 | 6 29 35 | 15 16 | 75 | 18 | 15 | 5 | 2 | 4 | -23 | Technical Fouls:NONE | |

| Official Basketball Box Score - Final | | | | | | | | | | | | | Game Time: 7:00 PM | | |
|---------------------------------------|---------|-------|-------|-------|----------|--------|----|----|----|----|--------|-----|---|----------------------|--|
| Iowa - 98 | | | | | | | | | | | | | Game Duration: 1:49 | | |
| 02/22/22 Wash-Ryan Arena, Evansston | | | | | | | | | | | | | Attendance: 3,487 | | |
| 2021-22 Men's Basketball | | | | | | | | | | | | | Officials: Courtney Green, Lamont Simpson, Brandon Cruz | | |
| Iowa - 98 | | | | | | | | | | | | | Record: 17-7 (7-6) | | |
| NO. Name | Min | FG | 3P | FT | Rebounds | Fouls | TP | AS | TO | ST | Blocks | +/- | Shooting By Period | | |
| 0 Filip Brabrca | F 21:42 | 2-7 | 0-1 | 0-0 | 0 6 6 | 1 0 4 | 1 | 1 | 1 | 0 | 1 | 8 | 1st FG% | 20-41 48.8% | |
| 15 Keegan Murray | F 28:49 | 15-21 | 3-4 | 4-5 | 3 3 6 | 6 6 37 | 0 | 0 | 3 | 2 | 0 | 31 | 3PT% | 9-9 88.9% | |
| 22 Patrick McCaffery | F 25:01 | 3-10 | 0-4 | 3-4 | 1 4 5 | 1 3 9 | 4 | 1 | 2 | 0 | 0 | 1 | FT% | 2-2 100% | |
| 3 Jordan Bohannon | G 24:15 | 3-7 | 2-5 | 2-2 | 0 3 3 | 0 0 10 | 3 | 1 | 1 | 0 | 0 | 29 | 2nd FG% | 19-35 54.3% | |
| 11 Tony Perkins | G 10:45 | 2-3 | 0-1 | 0-0 | 0 0 0 | 2 0 4 | 0 | 0 | 0 | 0 | 0 | 6 | 3PT% | 5-11 45.5% | |
| 2 Joe Toussaint | 16:16 | 1-6 | 0-2 | 0-0 | 0 0 0 | 1 3 2 | 4 | 2 | 3 | 0 | 0 | 1 | GM FG% | 39-76 51.3% | |
| 24 Kris Murray | 19:32 | 5-7 | 1-2 | 1-1 | 1 6 7 | 4 1 12 | 1 | 0 | 2 | 0 | 0 | 13 | 3PT% | 10-28 35.7% | |
| 30 Connor McCaffery | 18:09 | 1-4 | 1-4 | 0-0 | 2 2 4 | 3 1 3 | 3 | 1 | 0 | 0 | 0 | 15 | FT% | 10-12 83.3% | |
| 20 Payton Sandfort | 16:53 | 5-8 | 2-4 | 0-0 | 2 6 8 | 4 1 12 | 1 | 1 | 0 | 0 | 0 | 16 | Dead Ball Rebounds: 0 | | |
| 4 Ahron Ulis | 07:41 | 0-0 | 0-0 | 0-0 | 0 0 0 | 0 0 0 | 0 | 1 | 1 | 0 | 0 | 0 | | | |
| 13 Austin Ash | 03:25 | 1-1 | 1-1 | 0-0 | 0 0 0 | 0 0 0 | 3 | 1 | 0 | 0 | 0 | -5 | | | |
| 23 Josh Ogundele | 03:23 | 1-2 | 0-0 | 0-0 | 0 0 0 | 0 0 0 | 2 | 0 | 0 | 0 | 0 | -5 | | | |
| 4 Riley Mulvey | 02:00 | 0-0 | 0-0 | 0-0 | 0 0 0 | 0 0 0 | 0 | 0 | 0 | 0 | 0 | -2 | | | |
| 25 Luc Laketa | 01:09 | 0-0 | 0-0 | 0-0 | 0 0 0 | 0 0 0 | 0 | 0 | 0 | 0 | 0 | -2 | | | |
| Team | | | | | 1 1 2 | | | | | | | | | | |
| Totals | | 39-76 | 10-28 | 10-12 | 10 31 41 | 16 15 | 98 | 19 | 9 | 10 | 4 | 2 | -23 | Technical Fouls:NONE | |

| | | NEB | IOWA | Points from | | NEB | IOWA | Period by Period Scoring | | |
|------------------|---------------|----------------|------|-------------|----|-----|------|--------------------------|-----|-----|
| | | | | Turnovers | | | | | | |
| Biggest lead | 4 (1st 14:03) | 36 (2nd 14:26) | | 9 | 24 | | | 1st | 2nd | TOT |
| Best Scoring Run | 10(2nd 11:50) | 15(1st 10:39) | | 40 | 50 | | NEB | 25 | 50 | 75 |
| Lead Changes | 4 | | | 7 | | | IOWA | 53 | 45 | 98 |
| Times Tied | 2 | | | Fast Breaks | 8 | 21 | | | | |
| Time with Lead | 01:45 | 37:24 | | Bench | 31 | 34 | | | | |

GAME 26 MARYLAND 90, NEBRASKA 74

| Official Basketball Box Score - Final | | | | | | | | | | | | | Game Time: 8:07 PM | |
|---------------------------------------|---------|-------|------|-------|----------|--------|----|----|----|----|--------|-----|---|-------------|
| Maryland at Nebraska | | | | | | | | | | | | | Game Duration: 2:19 | |
| 02/18/22 Pinnacle Bank Arena, Lincoln | | | | | | | | | | | | | Attendance: 15,443 | |
| Nebraska vs Maryland | | | | | | | | | | | | | Officials: Terry Oglesby, Steve McClunkin, Rob Kueneman | |
| Maryland - 90 | | | | | | | | | | | | | Record: 12-14 (4-11) | |
| NO. Name | Min | FG | 3P | FT | Rebounds | Fouls | TP | AS | TO | ST | Blocks | +/- | Shooting By Period | |
| 24 Donta Scott | F 35:01 | 6-15 | 0-3 | 3-4 | 2 5 7 | 4 2 15 | 1 | 0 | 1 | 0 | 0 | 9 | 1st FG% | 15-32 46.9% |
| 33 Qudus Wahab | C 17:45 | 4-5 | 0-0 | 2-7 | 3 3 6 | 1 4 10 | 0 | 1 | 0 | 1 | 0 | 7 | 3PT% | 1-9 11.1% |
| 4 Fatts Russell | G 30:59 | 8-18 | 1-8 | 6-8 | 0 5 5 | 4 5 23 | 2 | 2 | 3 | 0 | 1 | 6 | FT% | 11-13 84.6% |
| 11 Xavier Green | G 25:40 | 2-3 | 2-3 | 0-0 | 0 3 3 | 5 0 6 | 1 | 0 | 0 | 0 | 0 | 12 | 2nd FG% | 16-27 59.3% |
| 13 Hakim Hart | G 30:56 | 4-4 | 1-1 | 2-2 | 0 1 1 | 3 3 10 | 1 | 2 | 1 | 1 | 0 | 12 | 3PT% | 3-10 30.0% |
| 5 Eric Ayala | 23:58 | 0-3 | 0-3 | 2-2 | 1 4 5 | 0 1 2 | 4 | 0 | 0 | 0 | 0 | 6 | FT% | 13-20 65% |
| 10 Julian Reese | 16:50 | 4-6 | 0-0 | 5-5 | 1 2 3 | 5 3 13 | 0 | 0 | 0 | 0 | 0 | 6 | GM FG% | 31-59 52.5% |
| 23 Ian Martinez | 17:10 | 3-5 | 0-1 | 4-5 | 1 2 3 | 2 4 10 | 3 | 0 | 4 | 0 | 0 | 16 | 3PT% | 4-19 21.1% |
| 15 Simon Wright | 01:41 | 0-0 | 0-0 | 0-0 | 0 0 0 | 0 0 0 | 0 | 0 | 0 | 0 | 0 | 1 | FT% | 24-33 72.7% |
| Team | | | | | 0 0 0 | | | | | | | | Dead Ball Rebounds: 6 | |
| Totals | | 31-59 | 4-19 | 24-33 | 8 25 33 | 24 22 | 90 | 13 | 4 | 9 | 2 | 16 | Technical Fouls:Reese 2nd 9:31 | |

| Official Basketball Box Score - Final | | | | | | | | | | | | | Game Time: 7:19 (1-14) | |
|---------------------------------------|---------|-------|------|-------|----------|---------|----|----|----|----|--------|-----|---|-------------|
| Nebraska - 74 | | | | | | | | | | | | | Game Duration: 2:01 | |
| 02/18/22 Pinnacle Bank Arena, Lincoln | | | | | | | | | | | | | Attendance: 15,443 | |
| Nebraska vs Maryland | | | | | | | | | | | | | Officials: Terry Oglesby, Steve McClunkin, Rob Kueneman | |
| Nebraska - 74 | | | | | | | | | | | | | Record: 7-19 (1-14) | |
| NO. Name | Min | FG | 3P | FT | Rebounds | Fouls | TP | AS | TO | ST | Blocks | +/- | Shooting By Period | |
| 11 Lat Mayen | F 25:31 | 3-5 | 2-3 | 0-0 | 0 3 3 | 1 0 8 | 1 | 1 | 1 | 0 | 1 | -9 | 1st FG% | 12-29 41.4% |
| 13 Derrick Walker | F 27:52 | 3-8 | 0-0 | 0-0 | 6 0 6 | 4 2 6 | 0 | 1 | 0 | 0 | 0 | -12 | 3PT% | 4-9 44.4% |
| 1 Alonzo Verge Jr. | G 22:45 | 4-8 | 0-0 | 6-8 | 1 4 5 | 4 5 14 | 5 | 2 | 0 | 0 | 1 | 1 | FT% | 12-14 85.7% |
| 2 Trey McGowens | G 24:27 | 0-4 | 0-1 | 2-4 | 1 3 4 | 5 2 2 | 1 | 3 | 0 | 0 | 0 | -9 | 2nd FG% | 10-26 38.5% |
| 5 Bryce McGowens | G 34:38 | 5-14 | 1-6 | 14-15 | 0 3 3 | 2 11 25 | 1 | 2 | 1 | 0 | 1 | -8 | 3PT% | 1-8 12.5% |
| 0 C.J. Wilcher | 30:22 | 3-7 | 1-3 | 3-4 | 0 1 1 | 3 3 10 | 1 | 1 | 0 | 0 | 0 | -11 | FT% | 13-17 76.5% |
| 35 Eduardo Andre | 12:08 | 2-3 | 0-0 | 0-0 | 2 2 2 | 4 0 4 | 0 | 0 | 0 | 0 | 0 | -4 | GM FG% | 22-55 40.0% |
| 10 Kobe Webster | 18:10 | 2-6 | 1-4 | 0-0 | 0 5 5 | 1 0 5 | 1 | 2 | 0 | 0 | 0 | -18 | 3PT% | 5-17 29.4% |
| 30 Keisei Tominaga | 04:07 | 0-0 | 0-0 | 0-0 | 1 0 1 | 0 0 0 | 0 | 0 | 0 | 0 | 0 | -10 | FT% | 25-31 80.6% |
| Team | | | | | 2 2 4 | | | | | | | | Dead Ball Rebounds: 3 | |
| Totals | | 22-55 | 5-17 | 25-31 | 11 23 34 | 22 23 | 74 | 10 | 12 | 1 | 2 | -16 | Technical Fouls:NONE | |

| | | MAR | NEB | Points from | | MAR | NEB | Period by Period Scoring | | |
|------------------|---------------|---------------|-----|-------------|----|-----|-----|--------------------------|-----|-----|
| | | | | Turnovers | | | | | | |
| Biggest lead | 20 (2nd 7:43) | 5 (1st 12:50) | | 21 | 7 | | | 1st | 2nd | TOT |
| Best Scoring Run | 8(2nd 9:59) | 7(2nd 3:07) | | 46 | 28 | | NEB | 42 | 48 | 90 |
| Lead Changes | 7 | | | Fast Breaks | 21 | 6 | | | | |
| Times Tied | 6 | | | Bench | 25 | 19 | | | | |
| Time with Lead | 25:43 | 11:55 | | | | | | | | |

Game Notes:Flop warning MARYLAND 2nd period 8:05

GAME 27 NORTHWESTERN 77, NEBRASKA 65

| Official Basketball Box Score - Final | | | | | | | | | | | | | Game Time: 7:00 PM | | |
|---------------------------------------|---------|-------|------|-------|----------|--------|----|----|----|----|--------|-----|---|--------------------------------|--|
| Nebraska at Northwestern | | | | | | | | | | | | | Game Duration: 1:49 | | |
| 02/22/22 Wash-Ryan Arena, Evansston | | | | | | | | | | | | | Attendance: 3,487 | | |
| 2021-22 Men's Basketball | | | | | | | | | | | | | Officials: Courtney Green, Lamont Simpson, Brandon Cruz | | |
| Nebraska - 65 | | | | | | | | | | | | | Record: 7-20 (1-15) | | |
| NO. Name | Min | FG | 3P | FT | Rebounds | Fouls | TP | AS | TO | ST | Blocks | +/- | Shooting By Period | | |
| 11 Lat Mayen | F 22:53 | 4-6 | 0-1 | 0-0 | 1 1 2 | 2 0 8 | 1 | 1 | 0 | 0 | 0 | -21 | 1st FG% | 13-29 44.8% | |
| 13 Derrick Walker | F 31:29 | 0-1 | 0-0 | 2-2 | 3 7 10 | 2 1 2 | 5 | 2 | 1 | 0 | 0 | 1 | 3PT% | 3-11 27.3% | |
| 1 Alonzo Verge Jr. | G 26:32 | 6-14 | 1-4 | 2-2 | 0 2 2 | 0 3 15 | 1 | 4 | 4 | 1 | 1 | -10 | FT% | 2-2 100% | |
| 2 Trey McGowens | G 27:11 | 3-5 | 2-3 | 0-0 | 2 0 2 | 4 2 4 | 8 | 0 | 2 | 2 | 0 | -3 | 2nd FG% | 11-29 37.9% | |
| 5 Bryce McGowens | G 33:39 | 5-16 | 1-6 | 4-6 | 1 9 10 | 1 5 15 | 4 | 3 | 0 | 1 | 1 | -14 | 3PT% | 4-13 30.8% | |
| 0 C.J. Wilcher | 16:33 | 1-3 | 0-2 | 2-2 | 0 1 1 | 0 2 4 | 3 | 1 | 1 | 0 | 0 | -7 | FT% | 8-10 80% | |
| 10 Kobe Webster | 23:42 | 5-11 | 3-7 | 0-0 | 1 0 1 | 0 0 13 | 0 | 1 | 1 | 0 | 1 | 4 | GM FG% | 24-58 41.4% | |
| 35 Eduardo Andre | 04:40 | 0-0 | 0-0 | 0-0 | 1 1 2 | 1 0 0 | 1 | 1 | 0 | 0 | 0 | -8 | 3PT% | 7-24 29.2% | |
| 30 Keisei Tominaga | 13:21 | 0-2 | 0-1 | 0-0 | 0 2 2 | 0 0 0 | 1 | 0 | 0 | 0 | 0 | -2 | FT% | 10-12 83.3% | |
| Team | | | | | 2 1 3 | | | | | | | | Dead Ball Rebounds: 1 | | |
| Totals | | 24-58 | 7-24 | 10-12 | 11 24 35 | 10 13 | 65 | 16 | 15 | 9 | 3 | 5 | -12 | Technical Fouls:Mayen 2nd 1:36 | |

| Official Basketball Box Score - Final | | | | | | | | | | | | | Game Time: 7:00 PM | |
|---------------------------------------|---------|------|-----|-----|----------|--------|----|----|----|----|--------|-----|---|--|
| Northwestern - 77 | | | | | | | | | | | | | Game Duration: 1:49 | |
| 02/22/22 Wash-Ryan Arena, Evansston | | | | | | | | | | | | | Attendance: 3,487 | |
| 2021-22 Men's Basketball | | | | | | | | | | | | | Officials: Courtney Green, Lamont Simpson, Brandon Cruz | |
| Northwestern - 77 | | | | | | | | | | | | | Record: 13-13 (6-11) | |
| NO. Name | Min | FG | 3P | FT | Rebounds | Fouls | TP | AS | TO | ST | Blocks | +/- | Shooting By Period | |
| 22 Pete Nance | F 24:52 | 8-11 | 4-5 | 0-0 | 0 5 5 | 1 1 20 | 5 | 2 | 1 | 1 | 0 | 8 | | |



GAME 29 NEBRASKA 93, PENN STATE 70



Official Basketball Box Score - Final
Nebraska at Penn St.
02/27/22 Bryce Jordan Center, University Park, Pa.
2021-22 Men's Basketball

Game Time: 7:00 PM
Game Duration: 1:48
Attendance: 8,273

Officials: Larry Scrimto, Steve McJunkins, Donnie Eppley

| Nebraska - 93 | | Record: 8-21 (2-16) | | | | | | | | | | Shooting By Period | | |
|--------------------|---------|---------------------|--------|--------|--------------------|-------------|----|----|----|----|--------------|--------------------|--------------------------|-------------|
| NO. Name | Min | FG M-A | 3P M-A | FT M-A | Rebounds OR DR TOT | Fouls PF FD | TP | AS | TO | ST | Blocks BS BA | +/- | 1st FG% | 2nd FG% |
| 11 Lat Mayen | F 25:04 | 5-8 | 2-5 | 1-1 | 0 2 2 | 3 3 13 | 0 | 2 | 1 | 0 | 0 | 23 | 3PT% | 7-12 58.3% |
| 13 Derrick Walker | F 27:19 | 4-6 | 0-0 | 2-2 | 5 2 7 | 3 3 10 | 4 | 1 | 0 | 0 | 0 | 23 | FT% | 2-2 100% |
| 1 Alonzo Verge Jr. | G 28:54 | 6-12 | 2-2 | 1-1 | 0 4 4 | 1 1 15 | 5 | 3 | 0 | 1 | 2 | 20 | 2nd FG% | 12-22 54.5% |
| 2 Trey McGowens | G 30:12 | 4-5 | 1-1 | 3-4 | 1 4 5 | 3 3 12 | 4 | 0 | 4 | 0 | 0 | 28 | 3PT% | 6-8 75.0% |
| 5 Bryce McGowens | G 30:33 | 8-13 | 3-5 | 6-6 | 1 5 6 | 0 3 25 | 1 | 2 | 1 | 0 | 0 | 33 | FT% | 14-17 82.4% |
| 0 C.J. Wilcher | G 20:28 | 3-4 | 3-3 | 0-1 | 0 2 2 | 1 1 9 | 0 | 1 | 2 | 0 | 0 | 1 | GM FG% | 32-55 58.2% |
| 35 Eduardo Andre | 12:41 | 0-1 | 0-0 | 2-2 | 1 3 4 | 2 1 2 | 0 | 3 | 0 | 0 | 0 | 0 | 3PT% | 13-20 65.0% |
| 10 Kobe Webster | 15:27 | 2-3 | 2-3 | 1-2 | 0 0 0 | 1 1 7 | 0 | 2 | 0 | 0 | 0 | 0 | FT% | 16-19 84.2% |
| 30 Keisei Tominaga | 04:06 | 0-1 | 0-0 | 0-0 | 0 1 1 | 0 0 0 | 0 | 0 | 0 | 0 | 0 | 0 | Dead Ball Rebounds: 0, 1 | |
| 23 Keon Edwards | 03:38 | 0-2 | 0-1 | 0-0 | 1 0 1 | 0 0 0 | 0 | 1 | 0 | 0 | 0 | -5 | | |
| 4 Jackson Cronin | 01:28 | 0-0 | 0-0 | 0-0 | 0 0 0 | 0 0 0 | 0 | 0 | 0 | 0 | 0 | -4 | | |
| Team | | | | | 1 2 | 0 | 0 | | | | | | | |
| Totals | | 32-55 | 13-20 | 16-19 | 10 24 34 | 14 16 93 | 14 | 15 | 8 | 1 | 2 | 23 | | |

Technical Fouls: NONE

| Penn St. - 70 | | Record: 12-14 (7-11) | | | | | | | | | | Shooting By Period | | |
|---------------------|---------|----------------------|--------|--------|--------------------|-------------|----|----|----|----|--------------|--------------------|--------------------------|-------------|
| NO. Name | Min | FG M-A | 3P M-A | FT M-A | Rebounds OR DR TOT | Fouls PF FD | TP | AS | TO | ST | Blocks BS BA | +/- | 1st FG% | 2nd FG% |
| 1 Seth Lundy | F 26:50 | 4-11 | 2-7 | 2-2 | 0 4 4 | 0 3 12 | 0 | 2 | 4 | 1 | 0 | -19 | 1st FG% | 13-23 46.4% |
| 21 John Harrar | F 25:19 | 4-5 | 0-0 | 1-2 | 4 4 8 | 3 3 9 | 1 | 4 | 1 | 0 | 0 | -18 | 3PT% | 4-12 33.3% |
| 2 Myles Dread | G 15:03 | 2-2 | 1-1 | 0-0 | 0 0 0 | 1 0 5 | 1 | 0 | 0 | 0 | 0 | -18 | FT% | 1-2 50% |
| 22 Jalen Pickett | G 35:31 | 5-11 | 1-4 | 1-2 | 1 1 2 | 4 3 12 | 5 | 1 | 1 | 1 | 0 | -27 | 2nd FG% | 14-30 46.7% |
| 23 Dallion Johnson | G 26:24 | 4-10 | 3-8 | 0-0 | 0 3 3 | 1 0 11 | 2 | 2 | 1 | 0 | 0 | -24 | 3PT% | 5-14 35.7% |
| 3 Sam Sessoms | 22:39 | 5-8 | 1-1 | 1-2 | 0 0 0 | 1 1 12 | 3 | 2 | 2 | 0 | 1 | -14 | FT% | 6-8 75% |
| 4 Caleb Dorsey | 09:28 | 0-2 | 0-1 | 2-2 | 1 0 1 | 2 1 2 | 2 | 0 | 1 | 0 | 0 | 1 | GM FG% | 27-58 46.6% |
| 5 Greg Lee | 12:06 | 2-5 | 1-3 | 0-0 | 0 2 2 | 2 1 5 | 0 | 0 | 0 | 0 | 0 | -5 | 3PT% | 9-26 34.6% |
| 11 Jahsean Cornwall | 18:59 | 1-4 | 0-1 | 0-0 | 1 1 1 | 1 2 2 | 0 | 0 | 0 | 0 | 0 | 0 | FT% | 7-10 70.0% |
| 14 Jalanni White | 02:35 | 0-0 | 0-0 | 0-0 | 0 0 0 | 1 0 0 | 0 | 1 | 0 | 0 | 0 | -2 | Dead Ball Rebounds: 3, 0 | |
| 33 Andy Christos | 03:38 | 0-0 | 0-0 | 0-0 | 0 0 0 | 0 0 0 | 0 | 0 | 0 | 0 | 0 | 5 | | |
| 15 Dan Corlan | 01:28 | 0-0 | 0-0 | 0-0 | 0 0 0 | 0 0 0 | 0 | 0 | 0 | 0 | 0 | 4 | | |
| Team | | | | | 0 1 1 | 0 | 0 | | | | | | | |
| Totals | | 27-58 | 9-26 | 7-10 | 6 16 22 | 16 14 70 | 14 | 12 | 10 | 2 | 1 | 23 | | |

Technical Fouls: NONE

| | NEB | PSU | Points from | NEB | PSU | Period by Period Scoring | | | |
|------------------|----------------------------|---------------------------|---------------|-----|-----|--------------------------|-----|-----|----|
| Biggest lead | 32 (2 nd 6:55) | 3 (1 st 17:13) | Turnovers | 16 | 14 | 1st | 2nd | TOT | |
| Best Scoring Run | 11 (1 st 13:38) | 7 (2 nd 0:18) | Paint | 28 | 30 | NEB | 49 | 44 | 93 |
| Lead Changes | 2 | | Second Chance | 14 | 3 | PSU | 31 | 39 | 70 |
| Times Tied | 3 | | Fast Breaks | 13 | 6 | | | | |
| Time with Lead | 36:39 | 01:41 | Bench | 18 | 21 | | | | |

GAME 30 NEBRASKA 78, NO. 23 OHIO STATE 70



Official Basketball Box Score - Final
Nebraska at Ohio State
03/01/22 Value City Arena, Columbus, Ohio
2021-22 Men's Basketball

Game Time: 7:01 PM
Game Duration: 2:08
Attendance: 12,268

Officials: DJ Carstensen, Bo Boroski, Brian McNutt

| Nebraska - 78 | | Record: 9-21 (3-16) | | | | | | | | | | Shooting By Period | | | |
|--------------------|---------|---------------------|--------|--------|--------------------|-------------|----|----|----|----|--------------|--------------------|---------|-------------|-------------|
| NO. Name | Min | FG M-A | 3P M-A | FT M-A | Rebounds OR DR TOT | Fouls PF FD | TP | AS | TO | ST | Blocks BS BA | +/- | 1st FG% | 2nd FG% | |
| 11 Lat Mayen | F 25:36 | 1-4 | 1-4 | 3-4 | 0 2 2 | 3 2 6 | 0 | 0 | 0 | 0 | 1 | 0 | 4 | 1st FG% | 15-27 55.6% |
| 13 Derrick Walker | F 13:26 | 2-2 | 0-0 | 0-1 | 1 4 5 | 4 1 4 | 0 | 0 | 0 | 0 | 0 | 7 | 3PT% | 6-12 50.0% | |
| 1 Alonzo Verge Jr. | G 34:48 | 5-14 | 1-2 | 2-2 | 0 5 5 | 1 3 13 | 11 | 1 | 0 | 0 | 5 | 10 | FT% | 7-9 77.8% | |
| 2 Trey McGowens | G 31:55 | 3-5 | 1-2 | 0-0 | 1 5 6 | 5 2 7 | 0 | 0 | 4 | 0 | 0 | 11 | 2nd FG% | 12-28 42.9% | |
| 5 Bryce McGowens | G 37:07 | 8-15 | 2-7 | 8-9 | 0 4 4 | 1 8 26 | 0 | 2 | 0 | 0 | 1 | 12 | 3PT% | 3-11 27.3% | |
| 0 C.J. Wilcher | 32:50 | 6-11 | 3-5 | 0-0 | 1 1 2 | 2 0 15 | 0 | 1 | 1 | 0 | 1 | 1 | FT% | 8-9 88.9% | |
| 10 Kobe Webster | 15:22 | 1-3 | 1-3 | 2-2 | 0 1 1 | 1 1 5 | 1 | 0 | 0 | 0 | 0 | -5 | GM FG% | 27-55 49.1% | |
| 35 Eduardo Andre | 08:56 | 1-1 | 0-0 | 0-0 | 1 2 3 | 1 0 2 | 0 | 0 | 0 | 0 | 0 | 0 | 3PT% | 9-23 39.1% | |
| Team | | | | | 0 0 0 | 0 | 0 | | | | | | FT% | 15-18 83.3% | |
| Totals | | 27-55 | 9-23 | 15-18 | 4 24 28 | 20 17 78 | 12 | 4 | 5 | 1 | 7 | 8 | | | |

Dead Ball Rebounds: 2, 0

Technical Fouls: NONE

| Ohio State - 70 | | Record: 19-9 (11-7) | | | | | | | | | | Shooting By Period | | | |
|-----------------------|---------|---------------------|--------|--------|--------------------|-------------|----|----|----|----|--------------|--------------------|--------------------------|-------------|-------------|
| NO. Name | Min | FG M-A | 3P M-A | FT M-A | Rebounds OR DR TOT | Fouls PF FD | TP | AS | TO | ST | Blocks BS BA | +/- | 1st FG% | 2nd FG% | |
| 25 Kyle Young | F 08:01 | 1-3 | 0-1 | 0-0 | 1 1 2 | 2 1 2 | 2 | 0 | 1 | 0 | 1 | 0 | 3 | 1st FG% | 13-32 40.6% |
| 32 E.J. Liddell | F 39:22 | 7-17 | 2-6 | 11-13 | 5 9 14 | 3 10 27 | 1 | 2 | 1 | 6 | 1 | -9 | 3PT% | 5-12 41.7% | |
| 3 Eugene Brown III | G 25:33 | 2-5 | 0-1 | 2-2 | 3 1 4 | 1 1 6 | 3 | 0 | 0 | 0 | 0 | -4 | FT% | 8-9 88.9% | |
| 22 Malaki Branham | G 33:21 | 5-11 | 2-4 | 4-6 | 0 2 2 | 5 5 16 | 2 | 3 | 0 | 0 | 0 | -5 | 2nd FG% | 9-25 36.0% | |
| 55 Jamari Wheeler | G 31:18 | 3-5 | 0-2 | 0-0 | 1 3 4 | 2 0 6 | 0 | 2 | 0 | 0 | 0 | -13 | 3PT% | 2-12 16.7% | |
| 1 Jimmy Sotos | 22:48 | 2-3 | 2-2 | 2-2 | 0 2 2 | 1 2 8 | 2 | 0 | 1 | 0 | 0 | -7 | FT% | 11-15 73.3% | |
| 10 Justin Ahrens | 21:19 | 1-4 | 1-3 | 0-0 | 1 2 3 | 2 0 3 | 2 | 0 | 0 | 0 | 0 | -10 | GM FG% | 22-57 38.6% | |
| 50 Joey Brunk | 03:55 | 0-2 | 0-0 | 0-0 | 0 1 1 | 1 0 0 | 0 | 0 | 0 | 0 | 0 | -1 | 3PT% | 7-24 29.2% | |
| 2 Cadric Russell | 09:50 | 1-5 | 0-3 | 0-1 | 1 1 0 | 1 2 0 | 0 | 0 | 0 | 0 | 0 | -4 | FT% | 19-24 79.2% | |
| 0 Meechie Johnson Jr. | 02:34 | 0-2 | 0-2 | 0-0 | 0 0 0 | 0 0 0 | 0 | 0 | 0 | 0 | 0 | 0 | Dead Ball Rebounds: 2, 0 | | |
| 42 Harrison Hookfin | 01:53 | 0-0 | 0-0 | 0-0 | 0 0 0 | 0 0 0 | 0 | 0 | 0 | 0 | 0 | 0 | | | |
| Team | | | | | 3 3 6 | 0 | 0 | | | | | | | | |
| Totals | | 22-57 | 7-24 | 19-24 | 14 25 39 | 17 20 70 | 10 | 8 | 2 | 7 | 1 | 8 | | | |

Technical Fouls: NONE

| | NEB | OSU | Points from | NEB | OSU | Period by Period Scoring | | | |
|------------------|---------------------------|---------------------------|--|-----|-----|---|-----|-----|----|
| Biggest lead | 11 (2 nd 3:33) | 7 (1 st 9:28) | Turnovers | 8 | 7 | 1st | 2nd | TOT | |
| Best Scoring Run | 8 (1 st 4:34) | 7 (1 st 12:26) | Paint | 30 | 24 | NEB | 43 | 35 | 78 |
| Lead Changes | 3 | | Second Chance <td>4</td> <td>17</td> <th>OSU <td>39</td> <td>31</td> <td>70</td> </th> | 4 | 17 | OSU <td>39</td> <td>31</td> <td>70</td> | 39 | 31 | 70 |
| Times Tied | 4 | | Fast Breaks | 10 | 1 | | | | |
| Time with Lead | 28:52 | 08:28 | Bench | 22 | 13 | | | | |



Bryce McGowens had 26 points in Nebraska's win at No. 23 Ohio State on March 1, 2022.

RECORDS



DAVE
HOPPEN



NEBRASKA ALL-TIME SCORING CHART

CAREER POINTS (TOP 60 SCORERS)

| No. | Player, Seasons | G | FG-FGA (Pct.) | FT-FTA (Pct.) | Points (3pt.) | Avg. |
|-----|------------------------------------|-----|------------------|----------------|---------------|------|
| 1. | Dave Hoppen, 1983-84-85-86 | 111 | 804-1,341 (.600) | 559-724 (.772) | 2,167 | 19.5 |
| 2. | Eric Piatkowski, 1991-92-93-94 | 123 | 676-1,436 (.471) | 380-489 (.777) | 1,934 (202) | 15.7 |
| 3. | Jerry Fort, 1973-74-75-76 | 105 | 777-1,793 (.433) | 328-486 (.675) | 1,882 | 17.9 |
| 4. | Andre Smith, 1978-79-80-81 | 114 | 673-1,148 (.586) | 371-562 (.660) | 1,717 | 15.1 |
| 5. | Aleks Maric, 2005-06-07-08 | 121 | 589-1,102 (.534) | 448-679 (.660) | 1,630 (4) | 13.5 |
| | Shavon Shields, 2013-14-15 | 121 | 562-1,236 (.455) | 429-565 (.759) | 1,630 (77) | 13.5 |
| 7. | Jaron Boone, 1993-94-95-96 | 127 | 575-1,327 (.433) | 274-387 (.708) | 1,609 (184) | 12.7 |
| 8. | Erick Strickland, 1993-94-95-96 | 127 | 535-1,219 (.439) | 337-434 (.776) | 1,586 (179) | 12.5 |
| 9. | Tyronn Lue, 1996-97-98 | 99 | 560-1,255 (.446) | 312-396 (.788) | 1,577 (145) | 15.9 |
| 10. | Cookie Belcher, 1997-98-99-2000-01 | 131 | 576-1,291 (.446) | 255-400 (.638) | 1,552 (146) | 11.9 |
| 11. | Glynn Watson Jr., 2016-17-18-19 | 134 | 557-1,417 (.393) | 234-295 (.793) | 1,532 (184) | 11.4 |
| 12. | Rich King, 1988-89-90-91 | 124 | 564-1,000 (.564) | 345-510 (.676) | 1,475 (2) | 11.9 |
| 13. | Venson Hamilton, 1996-97-98-99 | 129 | 528-1,002 (.527) | 360-590 (.610) | 1,416 | 11.0 |
| 14. | Carl McPipe, 1976-77-78-79 | 104 | 546-1,126 (.485) | 208-317 (.656) | 1,300 | 12.5 |
| 15. | Tom Baack, 1966-67-68 | 75 | 526-1,138 (.462) | 247-297 (.832) | 1,299 | 17.3 |
| 16. | James Palmer Jr., 2018-19 | 69 | 394-986 (.400) | 378-503 (.751) | 1,276 | 18.5 |
| 17. | Stuart Lantz, 1966-67-68 | 75 | 488-1,007 (.485) | 293-395 (.742) | 1,269 | 16.9 |
| 18. | Chuck Jura, 1970-71-72 | 77 | 500-910 (.549) | 255-427 (.597) | 1,255 | 16.3 |
| 19. | Larry Florence, 1997-98-99-2000 | 123 | 496-1,150 (.431) | 220-325 (.677) | 1,223 (11) | 9.9 |
| 20. | Jack Moore, 1979-80-81-82 | 105 | 379-830 (.457) | 446-495 (.901) | 1,204 | 11.5 |
| 21. | Brian Carr, 1984-85-86-87 | 123 | 447-942 (.475) | 230-287 (.801) | 1,182 (58) | 9.6 |
| 22. | Brian Banks, 1976-77-78-79 | 110 | 471-986 (.478) | 208-298 (.698) | 1,150 | 10.5 |
| 23. | Terran Petteway, 2014-15 | 63 | 398-979 (.410) | 307-410 (.749) | 1,143 (116) | 18.1 |
| 24. | Marvin Stewart, 1969-70-71 | 66 | 435-921 (.472) | 268-359 (.747) | 1,138 | 17.2 |
| 25. | Clifford Scales, 1988-89-90-91 | 123 | 441-902 (.489) | 209-272 (.768) | 1,136 (45) | 9.2 |
| | Carl Hayes, 1990-91-92 | 90 | 439-945 (.465) | 221-360 (.614) | 1,136 (37) | 12.6 |
| 27. | Ryan Anderson, 2007-08-09-10 | 122 | 390-888 (.439) | 160-213 (.751) | 1,125 (185) | 9.2 |
| 28. | Tai Webster, 2014-15-16-17 | 127 | 382-922 (.414) | 273-382 (.715) | 1,116 (79) | 8.8 |
| 29. | Cary Cochran, 1999-2000-01-02 | 119 | 333-800 (.416) | 147-164 (.896) | 1,081 (268) | 9.1 |
| 30. | Herschell Turner, 1958-59-60 | 72 | 371-898 (.413) | 314-474 (.662) | 1,056 | 14.7 |
| 31. | Mikki Moore, 1994-95-96-97 | 114 | 374-676 (.553) | 235-359 (.655) | 986 (3) | 8.6 |
| 32. | Beau Reid, 1988-89-90-91 | 102 | 320-775 (.413) | 150-337 (.742) | 976 (86) | 9.6 |
| 33. | Bob Siegel, 1974-75-76-77 | 101 | 405-973 (.416) | 260-322 (.690) | 970 | 9.6 |
| 34. | Tom Scantlebury, 1968-69-70 | 75 | 369-835 (.442) | 227-303 (.749) | 965 | 12.9 |
| 35. | Nate Branch, 1965-66-67 | 75 | 367-871 (.421) | 224-320 (.700) | 958 | 12.8 |
| 36. | Terrance Badgett, 1993-94-95-96 | 127 | 395-764 (.517) | 141-229 (.616) | 953 (22) | 7.5 |
| 37. | Jamar Johnson, 1992-93-94 | 87 | 333-723 (.461) | 166-210 (.790) | 927 (95) | 10.7 |
| 38. | Jason Dourisseau, 2003-04-05-06 | 117 | 330-726 (.455) | 214-380 (.563) | 912 (38) | 7.8 |
| 39. | Jake Muhleisen, 2002-03-04-05 | 100 | 319-751 (.425) | 178-241 (.739) | 911 (95) | 9.1 |
| 40. | John Turek, 2002-03-04-05 | 115 | 352-779 (.452) | 194-358 (.545) | 901 (2) | 7.8 |
| 41. | Brandon Ubel, 2010-11-12-13 | 125 | 312-646 (.480) | 240-299 (.803) | 893 (29) | 7.1 |
| 42. | Rex Ekwall, 1955-56-57 | 65 | 296-690 (.429) | 288-394 (.731) | 880 | 13.5 |
| 43. | Bruce Chubick, 1991-92-93-94 | 119 | 303-540 (.561) | 264-400 (.660) | 878 (8) | 7.4 |
| 44. | Sek Henry, 2007-08-09-10 | 128 | 296-719 (.412) | 185-284 (.651) | 872 (95) | 6.8 |
| 45. | Grant Simmons, 1964-65-66 | 74 | 305-709 (.430) | 239-350 (.683) | 849 | 11.5 |
| 46. | Dapreis Owens, 1989-90-91-92 | 117 | 329-679 (.484) | 187-302 (.619) | 845 | 7.2 |
| 47. | Bob Gratopp, 1968-69-70 | 76 | 255-608 (.419) | 316-400 (.790) | 826 | 10.9 |
| 48. | Jim Buchanan, 1950-51-52 | 69 | 345-942 (.366) | 131-203 (.645) | 821 | 11.9 |
| 49. | Bill Johnson, 1952-53-54 | 65 | 264-652 (.405) | 286-484 (.591) | 814 | 12.5 |
| | Claude Retherford, 1947-48-49 | 74 | 318-1,090 (.292) | 178-283 (.629) | 814 | 11.0 |
| 51. | Bernard Day, 1986-87 | 63 | 309-567 (.545) | 184-264 (.697) | 802 | 12.7 |
| 52. | Brandon Richardson, 2009-12 | 119 | 238-569 (.418) | 230-278 (.827) | 794 (88) | 6.7 |
| 53. | Ray Gallegos, 2010-14 | 118 | 292-816 (.358) | 49-79 (.620) | 791 (158) | 6.7 |
| 54. | Isaiah Roby, 2017-18-19 | 97 | 280-588 (.476) | 177-252 (.702) | 786 (49) | 8.1 |
| 55. | Stan Cloudy, 1983-84 | 62 | 347-672 (.516) | 81-119 (.681) | 775 | 12.5 |
| 56. | Bus Whitehead, 1948-49-50 | 72 | 275-831 (.331) | 215-314 (.685) | 765 | 10.6 |
| 57. | Jorge Brian Diaz, 2010-12 | 81 | 340-655 (.519) | 85-157 (.541) | 765 | 9.4 |
| 58. | Nate Johnson, 2003-04 | 58 | 263-606 (.434) | 186-234 (.795) | 762 (50) | 13.1 |
| 59. | Fred Seger, 1952-53-54 | 65 | 263-724 (.363) | 236-360 (.656) | 762 | 11.7 |
| 60. | Toney McCray, 2009-12 | 95 | 291-644 (.451) | 97-148 (.655) | 759 (80) | 9.0 |

*Records kept only since 1948. NOTE: Year listed is for the second half of the season played, i.e., 82 would be for the 1981-82 season.

() Number in parenthesis following point total indicates number of career 3-point field goals made.

SINGLE-GAME POINTS (all games over 30 points)

| No. | Player | Opponent (Date) | Points |
|-----|---------------------|------------------------------|--------|
| 1. | Eric Piatkowski | vs. Oklahoma (3/11/94) | 42 |
| 2. | Teddy Allen | Penn State (2/23/21) | 41 |
| | Aleks Maric | Kansas State (2/13/07) | 41 |
| 4. | Rich King | Northern Illinois (2/18/91) | 40 |
| | Jerry Fort | Missouri (2/22/75) | 40 |
| 6. | Tom Russell | Kansas (2/21/62) | 38 |
| 7. | Aleks Maric | at Iowa State (2/15/06) | 37 |
| 8. | Aleks Maric | Iowa State (2/28/07) | 36 |
| | Tyronn Lue | Virginia (12/27/97) | 36 |
| | W.W. Walsh | Crete (1906-07) | 36 |
| 11. | Andrew White III | Penn State (2/13/16) | 35 |
| | Shavon Shields | Omaha (11/25/14) | 35 |
| | Terran Petteway | Minnesota (1/26/14) | 35 |
| | Eric Piatkowski | Texas (11/28/93) | 35 |
| | Dave Hoppen | Southern Colo. (11/29/84) | 35 |
| | Herschell Turner | vs. Missouri (12/30/59) | 35 |
| 17. | James Palmer Jr. | vs. Rutgers (3/13/19) | 34 |
| | James Palmer Jr. | at Ohio State (1/22/18) | 34 |
| | Glynn Watson Jr. | Iowa (1/5/17) | 34 |
| | Tyronn Lue | Western Illinois (11/19/97) | 34 |
| | Andre Smith | E. Washington (12/3/79) | 34 |
| | Jerry Fort | at Kansas State (1/17/76) | 34 |
| | Chuck Jura | at Oklahoma St. (1/26/72) | 34 |
| | Bill Johnson | Missouri (1/18/54) | 34 |
| | W.E. Anderson | Kansas (3/2/1900) | 34 |
| 26. | Shavon Shields | Illinois (2/12/14) | 33 |
| | Eric Piatkowski | Kansas (2/23/94) | 33 |
| | Dave Hoppen | at Oklahoma St. (1/19/85) | 33 |
| | Dave Hoppen | vs. Calif.-Irvine (12/28/84) | 33 |
| | Andre Smith | Wisconsin-Oshkosh (1/4/80) | 33 |
| | Andre Smith | Ala.-Birmingham (12/22/79) | 33 |
| | Jerry Fort | Missouri (2/16/74) | 33 |
| | Chuck Jura | Kansas (2/19/72) | 33 |
| | Marvin Stewart | Nevada (12/14/70) | 33 |
| | Tom Baack | vs. Marshall (3/13/67) | 33 |
| | Fred Hare | at Texas (12/18/64) | 33 |
| 37. | Shavon Shields | Purdue (3/1/16) | 32 |
| | Terran Petteway | Michigan State (1/24/15) | 32 |
| | Aleks Maric | Missouri (2/13/08) | 32 |
| | Eric Piatkowski | Oklahoma State (3/2/94) | 32 |
| | Dave Hoppen | at Montana St. (12/14/85) | 32 |
| | Dave Hoppen | at Oklahoma (2/6/85) | 32 |
| | Dave Hoppen | at Colorado State (1/12/85) | 32 |
| | Jerry Fort | Oklahoma (2/12/75) | 32 |
| | Marvin Stewart | Iowa State (1/16/71) | 32 |
| | Marvin Stewart | Iowa State (2/15/69) | 32 |
| 47. | Aleks Maric | Missouri (2/24/07) | 31 |
| | Tyronn Lue | at Colorado (2/21/98) | 31 |
| | Jaron Boone | at Colorado (2/8/95) | 31 |
| | Rich King | Harvard (12/1/89) | 31 |
| | Eric Johnson | Creighton (11/26/88) | 31 |
| | Jerry Fort | vs. Oklahoma St. (12/28/73) | 31 |
| | Harold Ceburn | Wyoming (12/2/63) | 31 |
| | Herschell Turner | at Missouri (3/2/59) | 31 |
| 55. | James Palmer Jr. | at Michigan State (3/5/19) | 30 |
| | James Palmer Jr. | Creighton (12/8/19) | 30 |
| | Isaiah Copeland Jr. | North Dakota (11/19/17) | 30 |
| | Andrew White III | Abilene Christian (12/5/15) | 30 |
| | Terran Petteway | vs. UMass (11/21/13) | 30 |
| | Ray Gallegos | at Minnesota (1/29/13) | 30 |
| | Aleks Maric | IPFW (11/26/07) | 30 |
| | Tyronn Lue | Colorado (1/11/98) | 30 |
| | Tyronn Lue | at Iowa State (2/22/97) | 30 |
| | Tyronn Lue | at Oklahoma (1/25/97) | 30 |
| | Tyronn Lue | vs. Oregon (11/25/95) | 30 |
| | Jaron Boone | vs. Oregon (11/25/95) | 30 |
| | Dapreis Owens | E. Washington (12/21/91) | 30 |
| | Eric Johnson | Michigan State (11/30/89) | 30 |
| | Dave Hoppen | South Dakota (12/1/84) | 30 |
| | Andre Smith | vs. Michigan (3/6/80) | 30 |
| | Lee Harris | Texas Christian (12/11/72) | 30 |
| | Marvin Stewart | at Missouri (2/27/71) | 30 |
| | Charlie Jones | at Texas Tech (12/1/62) | 30 |
| | Herschell Turner | Detroit (1/31/59) | 30 |
| | Herschell Turner | vs. Oklahoma St. (12/27/58) | 30 |
| | Don Weber | vs. Kansas State (12/28/53) | 30 |

SINGLE-GAME POINTS, FRESHMAN

| No. | Player | Points | Opponent | Date | No. | Player | Points | Opponent | Date |
|-----|------------------|--------|---------------|----------|-----|--------------------------|--------|------------------|----------|
| 1. | Tyronn Lue | 30 | vs. Oregon | 11/25/95 | 10. | Jerry Fort | 27 | vs. Kansas | 12/29/72 |
| 2. | Bryce McGowens | 29 | Sam Houston | 11/12/21 | | Bryce McGowens | 26 | at Ohio State | 3/1/22 |
| | Bryce McGowens | 29 | Rutgers | 1/29/22 | | Joe McCray | 26 | Iowa State | 2/8/05 |
| | Shavon Shields | 29 | at Penn State | 1/19/13 | | Bob Siegel | 26 | Iowa State | 2/5/74 |
| | Ryan Anderson | 29 | at Hawaii | 12/22/06 | 13. | Bryce McGowens | 25 | at Penn State | 2/27/22 |
| 6. | Jamel White | 28 | Missouri | 1/28/06 | | Bryce McGowens | 25 | Maryland | 2/18/22 |
| | Erick Strickland | 28 | Missouri | 1/30/93 | | Bryce McGowens | 25 | Western Illinois | 11/9/21 |
| 8. | Dave Hoppen | 27 | Kansas State | 1/26/83 | | Christian Standhardinger | 25 | at Iowa State | 2/24/10 |
| | | | | | | Dave Hoppen | 25 | Iowa State | 2/19/83 |

POINTS - GAME

Overall:
 42, Eric Piatkowski, vs. Oklahoma,
 at Kansas City, March 11, 1994 (B8T)

At Home:
 41, Aleks Maric, vs. Kansas State, Feb. 13, 2007
 41, Teddy Allen, vs. Penn State, Feb. 23, 2021

Away:
 37, Aleks Maric, at Iowa State, Feb. 15, 2006

Neutral:
 42, Eric Piatkowski, vs. Oklahoma,
 at Kansas City, March 11, 1994 (B8T)

Half:
 28, Teddy Allen, vs. Penn State, Feb. 23, 2021 (1st)
 27, James Palmer Jr. vs. Rutgers (B1G), March 13, 2019 (2nd)

Loosing Effort:
 41, Teddy Allen, vs. Penn State, Feb. 23, 2021

Freshman:
 30, Tyronn Lue, vs. Oregon, Nov. 25, 1995

Sophomore:
 37, Aleks Maric, at Iowa State, Feb. 15, 2006

Junior:
 41, Aleks Maric, vs. Kansas State, Feb. 13, 2007
 41, Teddy Allen, vs. Penn State, Feb. 23, 2021

Senior:
 42, Eric Piatkowski, vs. Oklahoma,
 at Kansas City, March 11, 1994 (B8T)

Two Players:
 65, Eric Piatkowski (42) and Bruce Chubick (23),
 vs. Oklahoma, at Kansas City,
 March 11, 1994 (B8T)

By Opponent:
 46, Wilt Chamberlain, at Kansas, Feb. 8, 1958
 46, Joe Scott, at Missouri, March 6, 1961
 46, George Stone, Marshall, March 13, 1967 (NIT)

By Opponent, Half:
 28, Jim McKean, Washington St., Dec. 12, 1966

By Opponent, Two Players:
 70, George Stone (46) and Danny D'Antoni (24),
 Marshall, March 13, 1967 (NIT)

Overall:
 708, James Palmer Jr., 2018-19 (36 games)

Conference:
 372, James Palmer Jr., 2018-19 (20 games)

Average:
 23.5, Dave Hoppen, 1984-85 (704 in 30 games)

Conference Average:
 23.0, Dave Hoppen, 1984-85 (322 in 14 games)

Freshman:
 522, Bryce McGowens, 2021-22 (31 games)

Sophomore:
 603, Tyronn Lue, 1996-97 (32 games)

Junior:
 704, Dave Hoppen, 1984-85 (30 games)

Senior:
 708, James Palmer Jr., 2018-19 (36 games)

20-Point-or-Better Scoring Games:
 21, Dave Hoppen, 1984-85

Consecutive 20-Point-or-Better Scoring Games:
 10, Dave Hoppen, 1984-85

Consecutive Double-Figure Scoring Games by a Freshman:
 12, Bryce McGowens, Jan. 17 to March 1, 2022

POINTS - CAREER

Overall:
 2,167, Dave Hoppen, 1983-86 (111 games)

Conference:
 1,055, Jerry Fort, 1973-76 (56 games)

Average:
 19.5, Dave Hoppen, 1983-86 (2,167 in 111 games)

Conference Average:
 20.3, Dave Hoppen, 1983-86 (975 in 48 games)

20-Point-or-Better Scoring Games:
 56, Dave Hoppen, 1983-86

Consecutive Games in Double Figures:
 84, Dave Hoppen, March 11, 1983 to Feb. 1, 1986

FIELD GOALS - GAME

Made:
 16, Marvin Stewart, vs. Nevada,
 Dec. 14, 1970 (24 attempts)

16, Teddy Allen, vs. Penn State, Feb. 23, 2021
 (24 attempts)

Conference Made:
 16, Teddy Allen, vs. Penn State, Feb. 23, 2021

Attempted:
 34, by several players

No Misses:
 9, Chuck Jura, vs. Iowa, Dec. 5, 1970
 9, Dave Hoppen, vs. S. Illinois, Nov. 26, 1985
 9, Venson Hamilton, vs. Iowa St., Feb. 3, 1996
 9, Mikki Moore at Nevada, March 18, 1997 (NIT)
 9, Ade Dagunduro vs. UMBC, Dec. 23, 2008

No Misses, Conference Game:
 9, Venson Hamilton, vs. Iowa St., Feb. 3, 1996

Consecutive Made (Multiple Games):
 15, Ade Dagunduro, Dec. 20 to Dec. 30, 2008 (3 games)
 15, Derrick Walker, Nov. 21 to Nov. 27, 2021 (3 games)

Opponent Made:
 20, George Stone, Marshall,
 March 13, 1967 (NIT, 38 attempts)

Opponent Attempted:
 38, George Stone, Marshall,
 March 13, 1967 (NIT, 20 made)

Opponent Made, No Misses:
 11, Lanny Van Eman, at Wichita St., Dec. 4, 1961

FIELD GOALS - SEASON

Made:
 270, Dave Hoppen, 1984-85 (418 attempts)

Conference Made:
 132, Jerry Fort, 1974-75 (294 attempts)

Attempted:
 547, Tyronn Lue, 1997-98 (240 made)

Conference Attempted:
 294, Jerry Fort, 1974-75 (132 made)

Percentage*:
 .683, Derrick Walker, 2021-22 (129-189)

Conference Percentage*:
 .648, Dave Hoppen, 1984-85 (127-196)

Freshman Percentage:
 .563, Mike Naderer, 1977-78 (63-112)

*Minimum 5 attempts per team game

FIELD GOALS - CAREER

Made:
 804, Dave Hoppen, 1983-86 (1,341 attempts)

Conference Made:
 438, Jerry Fort, 1973-76 (1,018 attempts)

Attempted:
 1,793, Jerry Fort, 1973-76 (777 made)

Conference Attempted:
 1,018, Jerry Fort, 1973-76 (438 made)

Percentage*:
 .625, Larry Cox, 1974-76 (270-432)

Conference Percentage:**
 .619, Larry Cox, 1974-76 (159-257)

*Minimum 400 attempts; **Minimum 200 attempts

3-PT. FIELD GOALS - GAME

Made:
 8, Cary Cochran, vs. Baylor, Feb. 27, 2002 (13 att.)

Conference Made:
 8, Cary Cochran, vs. Baylor, Feb. 27, 2002 (13 att.)

Attempted:
 16, Ray Gallegos, at Michigan, Jan. 9, 2013 (4 made)

Percentage*:
 1.000, Ryan Anderson (5-5),
 at Rutgers, Dec. 2, 2006
 1.000, Brian Conklin (5-5),
 vs. Missouri, Feb. 7, 2004



Nebraska's all-time leading scorer and the only player in school history with more than 2,000 career points, Dave Hoppen was the first Husker player to have his jersey (42) retired.

1,000, Cary Cochran (5-5),
 at Missouri, Jan. 6, 2001

Conference Percentage*:

1,000, Brian Conklin (5-5),
 vs. Missouri, Feb. 7, 2004

1,000, Cary Cochran (5-5),
 at Missouri, Jan. 6, 2001

Opponent Made:

8, Jordan Bohannon, at Iowa
 March 4, 2021 (12 att.)

8, Gabe Kalscheur, at Minnesota,
 March 8, 2020 (11 att.)

8, Brad Davison, Wisconsin,
 Feb. 15, 2020 (11 att.)

8, Malik Smith, Minnesota,
 Jan. 26, 2014 (12 att.)

8, Obi Muonelo, Oklahoma State,
 March 5, 2007 (11 att.)

8, Josh Carter, Texas A&M,
 Feb. 10, 2007 (11 att.)

8, Devin Brown, UT-San Antonio,
 Nov. 28, 2001 (13 att.)

8, Eric Martin, at Oklahoma, Jan. 20, 1999 (10 att.)

8, Jerald Brown, Texas A&M,
 Jan. 11, 1997 (10 att.)

8, Randy Rutherford, Oklahoma State,
 Feb. 1, 1995 (14 att.)

8, Dave Sieger, at Oklahoma,
 Feb. 21, 1987 (13 att.)

Opponent Attempted:

17, Dominick Young, at Fresno State,
 March 22, 1996 (5 made)

Opponent, No Misses:

6, Craig Michaelis, at Miami (Ohio),
 Nov. 27, 1989

*Minimum 5 attempts

3-PT. FIELD GOALS - SEASON

Made:
 89, Cary Cochran, 2001-02 (207 att.)

Conference Made:
 53, Cary Cochran, 2001-02 (121 att.)

Freshman Made:
 80, Joe McCray, 2004-05 (226 att.)

Attempted:
 271, Ray Gallegos, 2012-13 (83 made)

Conference Attempted:
 166, Ray Gallegos, 2012-03 (49 made)

Percentage*:
 .559, Brian Conklin, 2003-04 (66-118)

Conference Percentage*:
 .617, Brian Conklin, 2003-04 (37-60)

Freshman Percentage*:
 .463, Jay-R Strowbridge, 2006-07 (25-54)

Consecutive Games 3-Point Goal Scored:
 35, Cary Cochran, Dec. 20, 2000 to Jan. 5, 2002

*Minimum 1.5 attempts per team game

3-PT. FIELD GOALS - CAREER

Made:
 268, Cary Cochran, 1999-02 (630 att.)

Conference Made:
 156, Cary Cochran, 1999-02 (356 att.)

Attempted:
 630, Cary Cochran, 1999-02 (268 made)

Conference Attempted:
 356, Cary Cochran, 1999-02 (156 made)

Percentage:
 .431, Brian Conklin, 2001-04 (173-401)

Conference Percentage:

.463, Henry T. Buchanan, 1987-88 (38-82)

FREE THROWS - GAME

Made:
 18, David Ponce, at Creighton, Dec. 4, 1982 (19 att.)

Conference Made:
 16, Tom Russell, vs. Kansas, Feb. 21, 1962 (17 att.)

Attempted:
 25, Aleks Maric, vs. Kansas State, Feb. 13, 2007 (15 made)

Conference Attempted:
 25, Aleks Maric, vs. Kansas State, Feb. 13, 2007 (15 made)

No Misses:
 15, Shavon Shields, vs. Illinois, Feb. 12, 2014
 15, Jack Moore, vs. Oklahoma St., Feb. 10, 1982

Opponent Made:
 18, Wilt Chamberlain, at Kansas, Feb. 8, 1958 (23 att.)

Opponent Attempted:
 23, Wilt Chamberlain, at Kansas, Feb. 8, 1958
 (18 made)

Opponent Made, No Misses:
 15, John Crawford, Iowa State, at Kansas City
 Dec. 29, 1956 (Holiday Tournament)
 15, Kyle Randall, Central Michigan, Dec. 22, 2012

FREE THROWS - SEASON

Made:
 215, James Palmer Jr., 2018-19 (282 att.)

Conference Made:
 119, James Palmer Jr., 2018-19 (159 att.)

Attempted:
 282, James Palmer Jr., 2018-19 (215 made)

Conference Attempted:
 159, James Palmer Jr., 2018-19 (119 made)

Percentage*:
 .939, Jack Moore, 1981-82 (123-131)

Conference Percentage*:
 .938, Jack Moore, 1981-82 (60-64)

Freshman Percentage*:
 .837, Eric Piatkowski, 1990-91 (72-86)

Consecutive Made:
 39, Jack Moore, Jan. 27 to Feb. 15, 1982

*Minimum 2 attempts per team game

FREE THROWS - CAREER

Made:
 559, Dave Hoppen, 1983-86 (724 att.)

Conference Made:
 267, Dave Hoppen, 1983-86 (338 att.)

Attempted:
 724, Dave Hoppen, 1983-86 (559 made)

Conference Attempted:
 371, Aleks Maric, 2005-08 (254 made)

Percentage*:
 .901, Jack Moore, 1979-82 (446-495)

Conference Percentage*:
 .877, Jack Moore, 1979-82 (185-211)

*Minimum 200 attempts

REBOUNDS - GAME

Rebounds:
 26, Bill Johnson, vs. Iowa State, Jan. 4, 1954

Half:
 15, Carl McPipe, vs. California-Davis,
 Dec. 16, 1977 (1st)

Two Players:
 39, Leroy Chalk (20) and Chuck Jura (19),
 vs. Colorado, March 6, 1971

Opponent:
 24, Bill Bridges, Kansas, twice
 24, Andy Hopson, at Oklahoma St., Jan. 26, 1974

Opponent Two Players:
 39, Dave DeBusschere (23) and
 Charlie North (16) at Detroit, Dec. 17, 1960

REBOUNDS - SEASON

Overall:
 335, Aleks Maric, 2007-08 (33 games)
 335, Venson Hamilton, 1998-99 (33 games)

Conference:
 186, Aleks Maric, 2007-08 (16 games)


Freshman:
 203, Yvan Ouedraogo, 2019-20 (32 games)

Average:
 11.7, Chuck Jura, 1971-72 (305 in 26 games)

Conference Average:
 11.6, Aleks Maric, 2007-08 (186 in 16 games)



Eric Piatkowski helped Nebraska to four straight NCAA Tournament appearances in the early 1990s and posted 1,934 career points to rank second on the Nebraska scoring chart.



Brian Carr holds the Husker career assist record with 682 and is more than 200 assists ahead of second place.

REBOUNDS - CAREER

Overall:
 1,080, Venson Hamilton, 1996-99 (129 games)
Conference:
 574, Aleks Maric, 2005-08 (64 games)
Average:
 10.4, Rex Ekwall, 1955-57 (679 in 65 games)
Conference Average:
 10.5, Leroy Chalk, 1969-71 (442 in 42 games)

ASSISTS - GAME

Assists:
 18, Brian Carr, at Evansville, Jan. 3, 1985
Conference*:
 13, Brian Carr, vs. Missouri, Jan. 28, 1987
Half:
 10, Brian Carr, at Evansville, Jan. 3, 1985 (2nd)
 10, Charles Richardson Jr., at Rutgers,
 Dec. 2, 2006 (2nd)
Half (Conference Game):
 9, Alonzo Verge Jr. at Ohio State, March 1, 2022 (1st)
Opponent:
 18, Tom Kivisto, Kansas, at Kansas City,
 Dec. 29, 1973 (Big Eight Holiday Tournament)
 *Note: Carr had 14 assists at Kansas in a Big Eight Tournament
 game, March 5, 1985.

ASSISTS - SEASON

Assists:
 237, Brian Carr, 1984-85 (30 games)
Conference:
 113, Brian Carr, 1984-85 (14 games)
Freshman:
 144, Tyronn Lue, 1995-96 (35 games)
Average:
 7.90, Brian Carr, 1984-85 (237 in 30 games)
Conference Average:
 8.10, Brian Carr, 1984-85 (113 in 14 games)

ASSISTS - CAREER

Assists:
 682, Brian Carr, 1984-87 (123 games)
Conference:
 297, Brian Carr, 1984-87 (56 games)
Average:
 5.54, Brian Carr, 1984-87 (682 in 123 games)

Conference Average:

5.30, Brian Carr, 1984-87 (297 in 56 games)
 Note: Assist records available only since 1974.

TRIPLE-DOUBLES - GAME

Triple-Doubles:
 1, Cam Mack, vs. Purdue, Dec. 15, 2019
 1, Dalano Banton vs. Doane, Dec. 17, 2020

STEALS - GAME

Steals:
 8, Greg Downing, vs. UMKC, Dec. 8, 1982
 8, Cookie Belcher, at Texas Tech, Feb. 20, 1999
 8, Venson Hamilton, vs. Texas Tech,
 March 4, 1999 (B12T)
 8, Cookie Belcher, vs. Oklahoma St., Feb. 7, 2001
Conference:
 8, Cookie Belcher, at Texas Tech, Feb. 20, 1999
 8, Cookie Belcher, vs. Oklahoma St., Feb. 7, 2001
Opponent:
 8, Alvin Robertson, at Arkansas, Jan. 3, 1983
 8, Dominick Young, at Fresno St., March 22, 1996
 8, Jose Winston, Colorado, Jan. 23, 1999

STEALS - SEASON

Steals:
 102, Cookie Belcher, 1998-99 (32 games)
Freshman:
 87, Cookie Belcher, 1996-97 (33 games)

STEALS - CAREER

Steals:
 353, Cookie Belcher, 1997-2001 (131 games)
Conference:
 163, Cookie Belcher, 1997-2001 (64 games)
 Note: Steal statistics available only since 1978.

BLOCKS - GAME

Blocks:
 9, Mikki Moore, vs. Coppin State, Dec. 6, 1996
Conference:
 7, Rich King, at Oklahoma State, Jan. 20, 1990
 7, Kimani Ffriend, at Kansas St., Jan. 30, 2001
 7, John Turek, vs. Colorado, March 2, 2005
Opponent:
 8, Walter Downing, DePaul, March 28, 1983 (NIT)
 8, John Flippen, Baylor, March 9, 2000 (B12)

8, Diamond Stone, Maryland, Feb. 3, 2016
 8, Mike Watkins, Penn State, March 8, 2017 (B1G)

BLOCKS - SEASON

Blocks:
 91, Derrick Chandler, 1991-92 (29 games)
Conference:
 43, Venson Hamilton, 1998-99 (16 games)
Freshman:
 41, Jorge Brian Diaz, 2009-10 (33 games)

BLOCKS - CAREER

Blocks:
 241, Venson Hamilton, 1996-99 (129 games)
Conference:
 106, Venson Hamilton, 1996-99 (59 games)
 Note: Blocked shot statistics available only since 1978.

MINUTES PLAYED - GAME

Minutes Played:
 60, Jack Moore and Andre Smith,
 vs. UAB, Dec. 22, 1979 (4OT)

PLAYING TIME - SEASON

Games Played:
 36, James Palmer Jr., Glynn Watson Jr.,
 Tanner Borchart, 2018-19
Games Started:
 36, James Palmer Jr., Glynn Watson Jr., 2018-19
Minutes Played:
 1,269, James Palmer Jr., 2018-19 (36 games)
Conference Minutes Played:
 737, James Palmer Jr., 2018-19 (20 games)
Minutes Played Per Game:
 38.5, Dave Hoppen, 1984-85 (1,155 in 30 games)
Conference Minutes Played Per Game:
 39.1, Dave Hoppen, 1984-85 (548 in 14 games)

PLAYING TIME - CAREER

Games Played:
 134, Glynn Watson Jr., 2016-19
Consecutive Games Played:
 134, Glynn Watson Jr., 2016-19
Games Started:
 128, Cookie Belcher, 1997-2001 (131 games)
Consecutive Games Started:
 111, Dave Hoppen, 1983-86
Minutes Played:
 4,095, Cookie Belcher, 1997-2001 (131 games)
Conference Minutes Played:
 2,305, Glynn Watson Jr., 2016-19 (74 games)
Minutes Played Per Game, Four-Year Career:
 33.4, Dave Hoppen, 1983-86 (3,711 in 111 games)
Minutes Played Per Game, Three-Year Career:
 34.5, Andre Smith, 1979-81 (2,901 in 84
 games; minutes not available for Smith's
 freshman year, 1978)
Minutes Played Per Game, Two-Year Career:
 33.3, Stan Cloudy, 1983-84 (2,066 in 62 games)
Conference Minutes Played Per Game:
 35.5, Tyronn Lue, 1996-98 (1,633 in 46 games)

POINTS - GAME

Overall:
117, vs. Oklahoma (113), at Kansas City, Mo., March 8, 1991 (OT, B&T); vs. Harvard (79), Dec. 1, 1989

Conference:
111, at Oklahoma (99), Jan. 26, 1991; at Oklahoma (115), Feb. 14, 1994 (OT)

Home Court:
117, vs. Harvard (79), Dec. 1, 1989

Opponent's Court:
111, at Oklahoma (99), Jan. 26, 1991
111, at Oklahoma (115), Feb. 14, 1994 (OT)

Neutral Court:
117, vs. Oklahoma (113), at Kansas City, Mo., March 8, 1991 (OT, B&T)

First Half:
64, vs. Tennessee Tech, Dec. 14, 1990

Second Half:
66, vs. Oklahoma, Feb. 16, 1991

Both Teams:
230, at Oklahoma (133), Nebraska (97), Feb. 21, 1987
230, Nebraska (117), Oklahoma (113), at Kansas City, Mo., March 8, 1991 (OT, B&T)

Losing Effort:
111, at Oklahoma (115), Feb. 14, 1994 (OT)

Margin of Victory:
74, Nebraska (82), at Crete (8), Jan. 4, 1907

Margin of Defeat:
56, at Kansas (102), Nebraska (46), Feb. 8, 1958

Players Scoring in Double Figures:
8, at Oklahoma, Jan. 26, 1991,
[Tony Farmer (22), Carl Hayes (16), Beau Reid (14), Rich King (12), Jose Ramos (12), Eric Piatkowski (11), Keith Moody (11), Clifford Scales (10)]
8, vs. Appalachian State, Dec. 31, 1994,
[Erick Strickland (21), Jaron Boone (17), Mikki Moore (12), Chris Sallee (12), Tom Wald (11), Melvin Brooks (10), Terrance Badgett (10), Chester Surlles (10)]

Opponent:
133, at Oklahoma (NU 97), Feb. 21, 1987

Opponent, Half:
70, at Oklahoma, Feb. 21, 1987 (2nd)

POINTS - SEASON

Overall:
2,977, 1990-91 (34 games)

Conference:
1,423, 2021-22 (20 games)

Average:
87.6, 1990-91 (2,977 in 34 games)

Conference Average:
87.1, 1993-94 (1,219 in 14 games)

Opponent:
2,672, 1990-91 (34 games)

Opponent, Conference:
1,619, 2021-22 (20 games)

Opponent Average:
86.1, 1989-90 (2,410 points in 28 games)

Opponent Conference Average:
92.6, 1989-90 (1,297 in 14 games)

NU 100-Point Games:
7, 1990-91

Opponent 100-Point Games:
6, 1989-90

FIELD GOALS - GAME

Made:
51, vs. Nevada, Dec. 14, 1970 (81 att.)

Conference Made:
44, vs. Missouri, Jan. 28, 1967 (86 att.)

Attempted:
97, vs. Cal State Fullerton, Dec. 4, 1967 (41 made)

Conference Attempted:
83, vs. Oklahoma, Jan. 25, 1992 (28 made)

Percentage:
.750, vs. Nebraska-Omaha, Jan. 25, 1988 (42-56)

Conference Percentage:
.679, at Kansas, Feb. 5, 1980 (19-28)

Half Percentage:
.840, vs. Nebraska-Omaha, Jan. 25, 1988 (21-25, 1st)

Conference Half Percentage:
.833, vs. Iowa State, Feb. 21, 1985 (15-18, 2nd)

Opponent Made:
50, at Oklahoma, Feb. 21, 1987 (88 att.)

Opponent Attempted:
91, three times, most recently at Southern Utah, Nov. 30, 1991 (39 made)

Opponent Percentage:
.771, Kansas State, at Nebraska, Feb. 3, 1982 (27-35)

Opponent Half Percentage:
.857, Kansas State, at Nebraska, Feb. 3, 1982 (12-14, 1st)

FIELD GOALS - SEASON

Made:
1,081, 1990-91 (2,185 att.)

Conference Made:
505, 2019-20 (1,266 att.)

Attempted:
2,185, 1990-91 (1,081 made)

Conference Attempted:
1,266, 2019-20 (505 made)

Percentage:
.514, 1983-84 (786-1,529)

Conference Percentage:
.511, 1982-83 (346-677)

Opponent Percentage:
.521, 1979-80 (856-1,644)

Opponent Conference Percentage:
.530, 1979-80 (366-694)

3-PT. FIELD GOALS - GAME

Made:
18, vs. Kansas, Feb. 24, 2002 (37 att.)

Attempted:
41, vs. Nevada, Nov. 26, 2020 (9 made)

Conference Attempted:
37, vs. Kansas, Feb. 24, 2002 (18 made)

Percentage*:
.750, vs. Texas-Pan American, Dec. 2, 2009 (9-12)

Conference Percentage*:
.667, at Kansas State, Feb. 17, 2010 (14-21)

Opponent Made:
18, at Minnesota, March 8, 2020 (35 att.)
18, at Wisconsin, Jan. 21, 2020 (34 att.)

Opponent Attempted:
46, Doane, Dec. 17, 2020 (13 made)

Opponent Conference Attempted:
43, at Iowa, March 4, 2021 (16 made)

Opponent Percentage*:
.765, at Kansas State, Jan. 10, 1987 (13-17)

*Minimum 10 attempts

3-PT. FIELD GOALS - SEASON

Made:
270, 2018-19 (800 att.)

Conference Made:
167, 2001-02 (447 att.)

Attempted:
800, 2018-19 (270 made)

Conference Attempted:
506, 2019-20 (159 made)

Percentage:
.397, 2009-10 (217-547)

Conference Percentage:
.413, 1986-87 (52-126)



Before leaving a year early for the NBA Draft, Tyrone Lue led NU to three postseason tournament appearances. He ranks ninth on the Nebraska career scoring chart and fourth in career assists and was inducted into the Nebraska Basketball Hall of Fame in 2013.

Opponent Percentage:
 .423, 1986-87 (143-338)
Opponent Conference Percentage:
 .500, 1986-87 (59-118)

FREE THROWS - GAME

Made:
 43, vs. Texas, Jan. 3, 1996 (59 att.)
Attempted:
 60, vs. Kansas State, Jan. 11, 1954 (36 made)
No Misses:
 17, at Oklahoma State, Jan. 31, 1979
No Misses, Half:
 17, vs. Oklahoma, at Kansas City,
 March 8, 1991 (1st, B8T)
Consecutive Made:
 25 vs. Oklahoma, at Kansas City, Dec. 28, 1967

Opponent Made:
 44, Oklahoma State, at Nebraska, Feb. 14, 1990 (52 att.)
Opponent Attempted:
 52, Oklahoma St., at Nebraska, Feb. 14, 1990 (44 made)
Opponent No Misses:
 16, at Kansas State, Jan. 26, 1980

FREE THROWS - SEASON

Made:
 690, 1990-91 (981 att.)
Conference Made:
 301, 1990-91 (417 att.)
Attempted:
 981, 1990-91 (690 made)
Conference Attempted:
 417, 1990-91 (301 made)
Percentage:
 .767, 2011-12 (335-437)
Conference Percentage:
 .782, 1993-94 (258-330)
Consecutive Made:
 34, 1985-86 (last 13 at Oklahoma, Jan. 29;
 first 21 at Colorado, Feb. 1)
Opponent Percentage:
 .750, 1979-80 (389-519)
Opponent Conference Percentage:
 .800, 1979-80 (179-212)

REBOUNDS - GAME

Rebounds:
 77, vs. Kansas State, Feb. 18, 1957
Opponent:
 77, at Kansas, Feb. 23, 1957

REBOUNDS - SEASON

Rebounds:
 1,454, 1990-91 (34 games)
Conference:
 655, 1959-60 (14 games)
Average:
 48.8, 1959-60 (1,170 in 24 games)
Conference Average:
 46.8, 1959-60 (655 in 14 games)
Highest Margin:
 +6.6, 1990-91 (42.8-36.2)
Opponent Average:
 49.6, 1959-60 (1,191 in 24 games)

ASSISTS - GAME

Assists:
 36, vs. Montana State, Dec. 23, 1977
Conference:
 31, vs. Iowa State, Feb. 4, 1973

Opponent:
 36, at Oklahoma, Feb. 21, 1987

ASSISTS - SEASON

Assists:
 696, 1990-91 (34 games)
Conference:
 289, 1984-85 (14 games)
Average:
 20.5, 1984-85 (615 in 30 games)
Conference Average:
 20.6, 1984-85 (289 in 14 games)
Opponent:
 579, 1990-91 (34 games)
Opponent Conference:
 334, 2019-20 (20 games)
 Note: Assist statistics available only since 1974.

TURNOVERS - GAME

Fewest:
 2, vs. Purdue, Jan. 16, 2013
Most:
 31, at Creighton, Dec. 11, 2005
Fewest by Opponent:
 4, at Evansville, Jan. 3, 1985
 4, Western Kentucky, March 14, 1986 (NCAA)
 4, Missouri, March 10, 2010 (B12T)
 4, Maryland, Feb. 18, 2022
Most by Opponent:
 35, Denver, at Nebraska, Nov. 26, 1982

TURNOVERS - SEASON

Fewest:
 302, 1981-82 (28 games)
Fewest Conference:
 132, 1981-82 (14 games)
Most:
 627, 1995-96 (35 games)
Most Conference:
 310, 1999-00 (16 games)
Fewest Per Game:
 9.6, 2018-19 (344 in 36 games)
Most Per Game:
 19.3, 1999-00 (579 in 30 games)
Fewest Opponent:
 363, 1985-86 (30 games)
Fewest Opponent Conference:
 168, 1984-85 (14 games)
Most Opponent:
 618, 1990-91 (34 games)
Most Opponent Conference:
 291, 1998-99 (16 games)
 Note: Turnover statistics available only since 1978.

BLOCKED SHOTS - GAME

Most:
 15, vs. Coppin State, Dec. 6, 1996
Conference:
 14, at Northwestern, Jan. 2, 2018
Opponent:
 17, at Iowa State, Jan. 25, 2003

BLOCKED SHOTS - SEASON

Most:
 202, 1996-97 (33 games)
Conference:
 95, 2017-18 (18 games)
Opponent:
 167, 2019-20 (32 games)

Opponent Conference:
 106, 2019-20 (20 games)
 Note: Blocked shot statistics available only since 1978.

STEALS - GAME

Steals:
 23, vs. Texas Tech, March 4, 1999 (B12T)
Conference:
 21, vs. Texas, Jan. 10, 1999
Opponent:
 20, at Oklahoma, Jan. 14, 1993

STEALS - SEASON

Steals:
 359, 1998-99 (33 games)
Conference:
 166, 1998-99 (16 games)
Opponent:
 327, 1995-96 (35 games)
Opponent Conference:
 165, 1991-92 (14 games)
 Note: Steal statistics available only since 1978.

GAMES PLAYED - SEASON

Played:
 36, 2018-19 (19-17)
Victories:
 26, 1990-91 (8 losses)
Conference Victories:
 13, 2017-18 (13-5)
Home Victories:
 17, 2010-11 (2 losses)
 17*, 2007-08 (3 losses)
 17, 1982-83 (1 loss)
 * game at Qwest Center Omaha considered home game
Road Victories:
 12, 1990-91 (7 losses)
Percentage:
 .933, 1911-12 (14-1)
Conference Percentage:
 1.000, 1911-12 (8-0)
 1.000, 1912-13 (10-0)
 1.000, 1913-14 (7-0)
 1.000, 1915-16 (12-0)
Losses:
 25, 2019-20 (7 wins)
Conference Losses:
 18, 2019-20 (2 wins)
Home Losses:
 12, 2021-22 (7 wins)
Road Losses:
 13, 1951-52 (0 wins)
 13, 1963-64 (1 win)
 13, 1999-00 (1 win)
 13, 2002-03 (3 wins)
Overtime Games:
 4, 1955-56 (won 3)
 4, 1979-80 (won 3)
 4, 1986-87 (won 4)
 4, 1996-97 (won 2)
 4, 2007-08 (won 1)
 4, 2019-20 (won 1)
Overtimes, Single Game:
 4, Nebraska 92, UAB 84, at Nebraska, Dec. 22, 1979
 4, NC State 104, Nebraska 100, at NC State, Dec. 1, 2021



2022-23 NEBRASKA BASKETBALL SINGLE-SEASON RECORDS

POINTS SCORED

| | | |
|-----|-------------------------|-----|
| 1. | James Palmer Jr. (2019) | 708 |
| 2. | Dave Hoppen (1985) | 704 |
| 3. | Tyronn Lue (1998) | 678 |
| 4. | Eric Piatkowski (1994) | 646 |
| 5. | Tyronn Lue (1997) | 603 |
| 6. | Andre Smith (1980) | 600 |
| 7. | Dave Hoppen (1984) | 598 |
| 8. | Terran Petteway (2014) | 579 |
| 9. | James Palmer Jr. (2018) | 568 |
| 10. | Terran Petteway (2015) | 564 |

SCORING AVERAGE (min. 400 pts.)

| | G | Pts. | Avg. | |
|-----|-------------------------|------|------|------|
| 1. | Dave Hoppen (1985) | 30 | 704 | 23.5 |
| 2. | Dave Hoppen (1986) | 19 | 420 | 22.1 |
| 3. | Eric Piatkowski (1994) | 30 | 646 | 21.5 |
| 4. | Marvin Stewart (1971) | 26 | 556 | 21.4 |
| 5. | Chuck Jura (1972) | 26 | 551 | 21.2 |
| 6. | Tyronn Lue (1998) | 32 | 678 | 21.2 |
| 7. | Jerry Fort (1975) | 26 | 525 | 20.2 |
| 8. | Dave Hoppen (1984) | 30 | 598 | 19.9 |
| 9. | James Palmer Jr. (2019) | 36 | 708 | 19.7 |
| 10. | Andre Smith (1980) | 31 | 600 | 19.4 |

FIELD GOALS MADE

| | | |
|-----|-------------------------|-----|
| 1. | Dave Hoppen (1985) | 270 |
| 2. | Tyronn Lue (1998) | 240 |
| 3. | Andre Smith (1980) | 237 |
| 4. | Eric Piatkowski (1994) | 226 |
| 5. | Dave Hoppen (1984) | 220 |
| 6. | Chuck Jura (1972) | 220 |
| 7. | Jerry Fort (1975) | 218 |
| 8. | Marvin Stewart (1971) | 215 |
| 9. | Tyronn Lue (1997) | 215 |
| 10. | James Palmer Jr. (2019) | 213 |

FIELD GOALS ATTEMPTED

| | | |
|-----|-------------------------|-----|
| 1. | James Palmer Jr. (2019) | 578 |
| 2. | Tyronn Lue (1998) | 547 |
| 3. | Jerry Fort (1975) | 508 |
| 4. | Jerry Fort (1974) | 484 |
| 5. | Jim Buchanan (1952) | 484 |
| 6. | Tyronn Lue (1997) | 476 |
| 7. | Terran Petteway (2015) | 465 |
| 8. | Eric Piatkowski (1994) | 456 |
| 9. | Jaron Boone (1995) | 455 |
| 10. | Jerry Fort (1976) | 452 |

FIELD GOAL PCT. (min. 5 att./team game)

| | FG-FGA | Pct. | |
|-----|-------------------------|---------|------|
| 1. | Derrick Walker (2022) | 129-189 | .683 |
| 2. | Larry Cox (1976) | 133-198 | .672 |
| 3. | Dave Hoppen (1985) | 270-418 | .646 |
| 4. | Kimani Ffriend (2001) | 144-231 | .623 |
| 5. | Dave Hoppen (1986) | 151-245 | .616 |
| 6. | Andre Smith (1980) | 237-388 | .611 |
| 7. | Steffon Bradford (2001) | 155-257 | .603 |
| 8. | Dave Hoppen (1984) | 220-367 | .599 |
| 9. | Chuck Jura (1971) | 181-306 | .592 |
| 10. | Pete Manning (1988) | 111-188 | .590 |

3-POINT FIELD GOALS MADE

| | | |
|-----|-------------------------|----|
| 1. | Cary Cochran (2002) | 89 |
| 2. | Andrew White III (2016) | 87 |
| 3. | Ray Gallegos (2013) | 83 |
| 4. | Glynn Watson Jr. (2019) | 82 |
| 5. | Joe McCray (2005) | 80 |
| 6. | Cary Cochran (2001) | 78 |
| 7. | Tyronn Lue (1998) | 78 |
| 8. | Jaron Boone (1995) | 70 |
| 9. | Terran Petteway (2015) | 68 |
| 10. | Marcus Perry (2007) | 67 |
| | James Palmer Jr. (2019) | 67 |

3-POINT FIELD GOALS ATTEMPTED

| | | |
|-----|-------------------------|-----|
| 1. | Ray Gallegos (2013) | 271 |
| 2. | Joe McCray (2005) | 226 |
| 3. | Terran Petteway (2015) | 217 |
| 4. | James Palmer Jr. (2019) | 214 |
| 5. | Glynn Watson Jr. (2019) | 214 |
| 6. | Andrew White III (2016) | 211 |
| 7. | Tyronn Lue (1998) | 209 |
| 8. | Cary Cochran (2002) | 207 |
| 9. | Bo Spencer (2012) | 185 |
| 10. | Jaron Boone (1995) | 182 |

3-POINT PCT. (min. 25 made)

| | 3FG-Att. | Pct. | |
|-----|--------------------------|--------|------|
| 1. | Brian Conklin (2004) | 66-118 | .559 |
| 2. | Cary Cochran (2001) | 78-165 | .473 |
| 3. | Jay-R Strowbridge (2007) | 25-54 | .473 |
| 4. | Clifford Scales (1991) | 26-57 | .456 |
| 5. | Henry T. Buchanan (1987) | 28-62 | .452 |
| 6. | Eshaunte Jones (2010) | 40-92 | .435 |
| 7. | Brian Conklin (2002) | 65-150 | .433 |
| 8. | Ryan Anderson (2007) | 48-111 | .432 |
| 9. | Cary Cochran (2002) | 89-207 | .430 |
| 10. | Ryan Anderson (2010) | 54-126 | .429 |

FREE THROWS MADE

| | | |
|-----|-------------------------|-----|
| 1. | James Palmer Jr. (2019) | 215 |
| 2. | Jack Moore (1980) | 184 |
| 3. | Terran Petteway (2014) | 167 |
| 4. | Dave Hoppen (1985) | 164 |
| 5. | James Palmer Jr. (2018) | 163 |
| 6. | Bryce McGowens (2022) | 162 |
| 7. | Dave Hoppen (1984) | 158 |
| 8. | Aleks Maric (2007) | 147 |
| 9. | Bob Gratopp (1969) | 141 |
| 10. | Tom Russell (1962) | 140 |

FREE THROWS ATTEMPTED

| | | |
|-----|-------------------------|-----|
| 1. | James Palmer Jr. (2019) | 282 |
| 2. | Kimani Ffriend (2000) | 227 |
| 3. | James Palmer Jr. (2018) | 221 |
| 4. | Aleks Maric (2007) | 216 |
| 5. | Kimani Ffriend (2001) | 213 |
| 6. | Bill Johnson (1954) | 212 |
| 7. | Jack Moore (1980) | 211 |
| 8. | Dave Hoppen (1985) | 210 |
| 9. | Dave Hoppen (1984) | 208 |
| 10. | Aleks Maric (2008) | 207 |

FREE THROW PCT. (min. 2 att./game)

| | FT-FTA | Pct. | |
|-----|----------------------|---------|-------|
| 1. | Jack Moore (1982) | 123-131 | .939 |
| 2. | Cary Cochran (2002) | 71-77 | .9221 |
| 3. | Jack Moore (1981) | 118-128 | .9219 |
| 4. | Bo Spencer (2012) | 92-105 | .876 |
| 5. | Jack Moore (1980) | 184-211 | .872 |
| 6. | David Ponce (1984) | 67-77 | .870 |
| 7. | Nate Johnson (2004) | 103-119 | .866 |
| 8. | Kent Reckewey (1973) | 35-41 | .854 |
| 9. | Tom Baack (1966) | 92-108 | .852 |
| 10. | Brian Carr (1986) | 79-93 | .849 |

REBOUNDS

| | | |
|-----|------------------------|-----|
| 1. | Aleks Maric (2008) | 335 |
| 2. | Venson Hamilton (1999) | 335 |
| 3. | Venson Hamilton (1998) | 315 |
| 4. | Chuck Jura (1972) | 305 |
| 5. | Leroy Chalk (1971) | 290 |
| 6. | Rich King (1991) | 274 |
| 7. | Venson Hamilton (1997) | 269 |
| 8. | Kimani Ffriend (2000) | 263 |
| 9. | Aleks Maric (2007) | 260 |
| 10. | Dave Hoppen (1985) | 258 |

REBOUND AVG. (min. 175 rebounds)

| | G | Reb. | Avg. | |
|-----|------------------------|------|------|------|
| 1. | Chuck Jura (1972) | 26 | 305 | 11.7 |
| 2. | Rex Ekwall (1955) | 21 | 241 | 11.5 |
| 3. | Bill Johnson (1954) | 21 | 236 | 11.2 |
| 4. | Leroy Chalk (1971) | 26 | 290 | 11.1 |
| 5. | Rex Ekwall (1956) | 21 | 224 | 10.7 |
| 6. | Aleks Maric (2008) | 33 | 335 | 10.2 |
| 7. | Venson Hamilton (1999) | 33 | 335 | 10.2 |
| 8. | Leroy Chalk (1969) | 26 | 257 | 9.9 |
| 9. | Venson Hamilton (1998) | 32 | 315 | 9.8 |
| 10. | Leroy Chalk (1970) | 24 | 235 | 9.8 |

ASSISTS

| | | |
|-----|-------------------------------|-----|
| 1. | Brian Carr (1985) | 237 |
| 2. | Brian Carr (1986) | 201 |
| 3. | Charles Richardson Jr. (2007) | 179 |
| 4. | Cam Mack (2020) | 179 |
| 5. | Alonzo Verge Jr. (2022) | 169 |
| 6. | Brian Carr (1987) | 166 |
| 7. | Alonzo Verge Jr. (2022) | 154 |
| 8. | Tyronn Lue (1998) | 152 |
| 9. | Lance Jeter (2011) | 145 |
| 10. | Jack Moore (1980) | 145 |

ASSISTS PER GAME (min. 100 Assists)

| | G | Assists | APG | |
|-----|-------------------------------|---------|-----|------|
| 1. | Brian Carr (1985) | 30 | 237 | 7.90 |
| 2. | Brian Carr (1986) | 30 | 201 | 6.70 |
| 3. | Cam Mack (2020) | 28 | 179 | 6.39 |
| 4. | Charles Richardson Jr. (2007) | 31 | 179 | 5.77 |
| 5. | Alonzo Verge Jr. (2022) | 31 | 169 | 5.45 |
| 6. | Brian Carr (1987) | 33 | 166 | 5.03 |
| 7. | Tyronn Lue (1998) | 32 | 152 | 4.75 |
| 8. | Jack Moore (1980) | 31 | 145 | 4.68 |
| 9. | Jamar Johnson (1992) | 28 | 130 | 4.64 |
| 10. | Lance Jeter (2011) | 32 | 145 | 4.53 |

STEALS

| | | |
|-----|-------------------------|-----|
| 1. | Cookie Belcher (1999) | 102 |
| 2. | Erick Strickland (1995) | 89 |
| 3. | Cookie Belcher (1997) | 87 |
| 4. | Cookie Belcher (2001) | 82 |
| 5. | Cookie Belcher (1998) | 75 |
| 6. | Eric Johnson (1989) | 68 |
| 7. | Venson Hamilton (1999) | 67 |
| 8. | Brian Carr (1987) | 67 |
| 9. | Clifford Scales (1991) | 64 |
| 10. | Tyronn Lue (1998) | 63 |

BLOCKED SHOTS

| | | |
|-----|-------------------------|----|
| 1. | Derrick Chandler (1992) | 91 |
| 2. | Mikki Moore (1997) | 88 |
| 3. | Kimani Ffriend (2000) | 85 |
| 4. | Venson Hamilton (1999) | 80 |
| 5. | Kimani Ffriend (2001) | 74 |
| 6. | Mikki Moore (1996) | 71 |
| 7. | Rich King (1991) | 68 |
| 8. | Mikki Moore (1995) | 67 |
| 9. | Isaiah Roby (2018) | 66 |
| 10. | Venson Hamilton (1998) | 66 |

MINUTES PLAYED

| | | |
|-----|-------------------------------|-------|
| 1. | James Palmer Jr. (2019) | 1,269 |
| 2. | Glynn Watson Jr. (2019) | 1,240 |
| 3. | Ray Gallegos (2013) | 1,237 |
| 4. | Dylan Talley (2013) | 1,173 |
| 5. | Dave Hoppen (1985) | 1,155 |
| 6. | Tyronn Lue (1997) | 1,150 |
| 7. | Tyronn Lue (1998) | 1,149 |
| 8. | Jack Moore (1980) | 1,143 |
| 9. | Andre Smith (1980) | 1,141 |
| 10. | Charles Richardson Jr. (2007) | 1,125 |

POINTS

| | |
|--------------------------------------|-------|
| 1. Dave Hoppen (1983-86) | 2,167 |
| 2. Eric Piatkowski (1991-94) | 1,934 |
| 3. Jerry Fort (1973-76) | 1,882 |
| 4. Andre Smith (1978-81) | 1,717 |
| 5. Aleks Maric (2005-08) | 1,630 |
| Shavon Shields (2013-16) | 1,630 |
| 7. Jaron Boone (1993-96) | 1,609 |
| 8. Erick Strickland (1993-96) | 1,586 |
| 9. Tyronn Lue (1996-98) | 1,577 |
| 10. Cookie Belcher (1997-2001) | 1,552 |

SCORING AVERAGE (min. 675 Points)

| | G | Pts. | Avg. |
|-------------------------------------|-----|-------|------|
| 1. Dave Hoppen (1983-86) | 111 | 2,167 | 19.5 |
| 2. James Palmer Jr. (2018-19) | 69 | 1,276 | 18.5 |
| 3. Terran Petteway (2014-15) | 63 | 1,143 | 18.1 |
| 4. Jerry Fort (1973-76) | 105 | 1,882 | 17.9 |
| 5. Tom Baack (1966-68) | 75 | 1,299 | 17.3 |
| 6. Marvin Stewart (1969-71) | 75 | 1,138 | 17.2 |
| 7. Stuart Lantz (1969-71) | 75 | 1,269 | 16.9 |
| 8. Chuck Jura (1970-72) | 77 | 1,255 | 16.3 |
| 9. Tyronn Lue (1996-98) | 99 | 1,577 | 15.9 |
| 10. Eric Piatkowski (1991-94) | 123 | 1,934 | 15.7 |

FIELD GOALS MADE

| | |
|--------------------------------------|-----|
| 1. Dave Hoppen (1983-86) | 804 |
| 2. Jerry Fort (1973-76) | 777 |
| 3. Eric Piatkowski (1991-94) | 676 |
| 4. Andre Smith (1978-81) | 673 |
| 5. Aleks Maric (2005-08) | 589 |
| 6. Jaron Boone (1993-96) | 575 |
| 7. Rich King (1988-91) | 564 |
| 8. Shavon Shields (2013-16) | 562 |
| 9. Tyronn Lue (1996-98) | 560 |
| 10. Glynn Watson Jr. (2016-19) | 557 |

FIELD GOALS ATTEMPTED

| | |
|-------------------------------------|-------|
| 1. Jerry Fort (1973-76) | 1,793 |
| 2. Eric Piatkowski (1991-94) | 1,436 |
| 3. Glynn Watson Jr. (2016-19) | 1,417 |
| 4. Dave Hoppen (1983-86) | 1,341 |
| 5. Jaron Boone (1993-96) | 1,327 |
| 6. Tyronn Lue (1996-98) | 1,255 |
| 7. Shavon Shields (2013-16) | 1,236 |
| 8. Erick Strickland (1993-96) | 1,219 |
| 9. Larry Florence (1997-2000) | 1,150 |
| 10. Andre Smith (1978-81) | 1,148 |

FIELD GOAL PCT. (min. 400 att.)

| | FG-FGA | Pct. |
|-----------------------------------|-----------|------|
| 1. Larry Cox (1974-76) | 270-432 | .625 |
| 2. Dave Hoppen (1983-86) | 804-1,341 | .600 |
| 3. Andre Smith (1978-81) | 673-1,148 | .586 |
| 4. Kimani Ffriend (2000-01) | 267-460 | .580 |
| 5. Rich King (1988-91) | 564-1,000 | .564 |
| 6. Bruce Chubick (1991-94) | 303-540 | .561 |
| 7. Mikki Moore (1994-97) | 274-676 | .553 |
| 8. Chuck Jura (1970-72) | 500-910 | .549 |
| 9. Bernard Day (1985-86) | 309-567 | .545 |
| 10. Pete Manning (1988-89) | 242-446 | .543 |

3-POINT FIELD GOALS MADE

| | |
|-------------------------------------|-----|
| 1. Cary Cochran (1999-2002) | 268 |
| 2. Eric Piatkowski (1991-94) | 202 |
| 3. Ryan Anderson (2007-10) | 185 |
| 4. Glynn Watson Jr. (2016-19) | 184 |
| 5. Jaron Boone (1993-96) | 181 |
| 6. Erick Strickland (1993-96) | 179 |
| 7. Brian Conklin (2001-04) | 176 |
| 8. Ray Gallegos (2010-14) | 158 |
| 9. Cookie Belcher (1997-2001) | 146 |
| 10. Tyronn Lue (1996-98) | 145 |

3-POINT FIELD GOALS ATTEMPTED

| | |
|-------------------------------------|-----|
| 1. Cary Cochran (1999-2002) | 630 |
| 2. Eric Piatkowski (1991-94) | 564 |
| 3. Glynn Watson Jr. (2016-19) | 527 |
| 4. Ray Gallegos (2010-14) | 517 |
| 5. Erick Strickland (1993-96) | 512 |
| 6. Jaron Boone (1993-96) | 501 |
| 7. Ryan Anderson (2007-10) | 470 |
| 8. Cookie Belcher (1997-2001) | 450 |
| 9. Brian Conklin (2001-04) | 407 |
| Tyronn Lue (1996-98) | 407 |

3-POINT FG PCT. (min. 100 att.)

| | 3FG-Att. | Pct. |
|--------------------------------------|----------|------|
| 1. Brian Conklin (2001-04) | 176-407 | .432 |
| 2. Cary Cochran (1999-2002) | 268-630 | .425 |
| 3. Jay-R Strowbridge (2007-08) | 50-122 | .410 |
| 4. Clifford Scales (1988-91) | 45-110 | .409 |
| 5. Henry T. Buchanan (1987-88) | 67-165 | .406 |
| 6. Chris Cresswell (1990-92) | 103-261 | .395 |
| 7. Ryan Anderson (2007-10) | 185-470 | .394 |
| 8. Marcus Perry (2006-07) | 98-249 | .394 |
| 9. Eshaunte Jones (2010-2011) | 68-172 | .390 |
| 10. Paul Velander (2006-09) | 128-329 | .389 |

FREE THROWS MADE

| | |
|--------------------------------------|-----|
| 1. Dave Hoppen (1983-86) | 559 |
| 2. Aleks Maric (2005-08) | 448 |
| 3. Jack Moore (1979-82) | 446 |
| 4. Shavon Shields (2013-16) | 429 |
| 5. Eric Piatkowski (1991-94) | 380 |
| 6. James Palmer Jr. (2018-19) | 378 |
| 7. Andre Smith (1978-81) | 371 |
| 8. Venson Hamilton (1996-99) | 360 |
| 9. Rich King (1988-91) | 345 |
| 10. Erick Strickland (1993-96) | 337 |

FREE THROW ATTEMPTS

| | |
|-------------------------------------|-----|
| 1. Dave Hoppen (1983-86) | 724 |
| 2. Aleks Maric (2005-08) | 679 |
| 3. Venson Hamilton (1996-99) | 590 |
| 4. Shavon Shields (2013-16) | 565 |
| 5. Andre Smith (1978-81) | 562 |
| 6. Rich King (1988-91) | 510 |
| 7. James Palmer Jr. (2018-19) | 503 |
| 8. Jack Moore (1979-82) | 495 |
| 9. Eric Piatkowski (1991-94) | 489 |
| 10. Jerry Fort (1973-76) | 486 |

FREE THROW PCT. (min. 200 att.)

| | FT-FTA | Pct. |
|--|---------|------|
| 1. Jack Moore (1979-82) | 446-495 | .901 |
| 2. Tom Baack (1966-68) | 247-297 | .832 |
| 3. Brandon Richardson (2009-12) | 230-278 | .827 |
| 4. Brandon Ubel (2010-13) | 240-299 | .803 |
| 5. Brian Carr (1984-87) | 230-287 | .801 |
| 6. Nate Johnson (2003-04) | 186-233 | .798 |
| 7. Jamar Johnson (1992-94) | 166-210 | .790 |
| 8. Bob Gratopp (1968-70) | 316-400 | .790 |
| 9. Tyronn Lue (1996-98) | 312-396 | .788 |
| 10. Charles Richardson Jr. (2004-07) | 156-200 | .780 |

REBOUNDS (since 1952)

| | |
|------------------------------------|-------|
| 1. Venson Hamilton (1996-99) | 1,080 |
| 2. Aleks Maric (2005-08) | 1,015 |
| 3. Leroy Chalk (1969-71) | 782 |
| 4. Dave Hoppen (1983-86) | 773 |
| 5. Rich King (1988-91) | 761 |
| 6. Andre Smith (1978-81) | 753 |
| 7. Chuck Jura (1970-72) | 740 |
| 8. Carl McPipe (1976-79) | 723 |
| 9. John Turek (2002-05) | 682 |
| 10. Rex Ekwall (1955-57) | 679 |

REBOUND AVG. (min. 400 rebounds)

| | G | Reb. | Avg. |
|--------------------------------------|-----|-------|------|
| 1. Rex Ekwall (1955-57) | 65 | 679 | 10.4 |
| 2. Leroy Chalk (1969-71) | 76 | 782 | 10.3 |
| 3. Chuck Jura (1970-72) | 77 | 740 | 9.6 |
| 4. Bill Johnson (1952-54) | 65 | 569 | 9.5 |
| 5. Tom Russell (1961-62) | 49 | 432 | 8.8 |
| 6. Herschell Turner (1958-60) | 72 | 626 | 8.7 |
| 7. Kimani Ffriend (2000-01) | 58 | 492 | 8.5 |
| 8. Aleks Maric (2005-08) | 121 | 1,015 | 8.4 |
| 9. Venson Hamilton (1996-99) | 129 | 1,080 | 8.4 |
| 10. Derrick Chandler (1992-93) | 60 | 490 | 8.2 |

ASSISTS (since 1974)

| | |
|---|-----|
| 1. Brian Carr (1984-87) | 682 |
| 2. Cookie Belcher (1997-2001) | 477 |
| 3. Jaron Boone (1993-96) | 446 |
| 4. Tyronn Lue (1996-98) | 432 |
| 5. Erick Strickland (1993-96) | 414 |
| 6. Charles Richardson Jr. (2004-07) | 399 |
| 7. Glynn Watson Jr. (2016-19) | 382 |
| Jack Moore (1979-82) | 382 |
| 9. Jamar Johnson (1992-94) | 355 |
| 10. Clifford Scales (1988-91) | 354 |

STEALS (since 1978)

| | |
|---------------------------------------|-----|
| 1. Cookie Belcher (1997-2001) | 353 |
| 2. Erick Strickland (1993-96) | 257 |
| 3. Venson Hamilton (1996-99) | 186 |
| 4. Glynn Watson Jr. (2016-19) | 177 |
| Clifford Scales (1988-91) | 177 |
| 6. Ryan Anderson (2007-10) | 166 |
| 7. Brian Carr (1984-87) | 159 |
| 8. Tyronn Lue (1996-98) | 154 |
| 9. Brandon Richardson (2009-12) | 145 |
| 10. Benny Parker (2013-16) | 137 |
| Larry Florence (1997-2000) | 137 |
| Glynn Watson Jr. (2016-18) | 137 |

BLOCKED SHOTS (since 1978)

| | |
|--------------------------------------|-----|
| 1. Venson Hamilton (1996-99) | 241 |
| 2. Mikki Moore (1994-97) | 236 |
| 3. Rich King (1988-91) | 183 |
| 4. John Turek (2002-05) | 163 |
| 5. Kimani Ffriend (2000-01) | 159 |
| 6. Isaiah Roby (2017-19) | 154 |
| 7. Aleks Maric (2005-08) | 145 |
| 8. Derrick Chandler (1992-93) | 144 |
| 9. Wes Wilkinson (2003-06) | 113 |
| 10. Jorge Brian Diaz (2010-12) | 110 |

GAMES PLAYED

| | |
|-------------------------------------|-----|
| 1. Glynn Watson Jr. (2016-19) | 134 |
| 2. Cookie Belcher (1997-2001) | 131 |
| 3. Benny Parker (2013-16) | 130 |
| 4. Venson Hamilton (1996-99) | 129 |
| 5. Sek Henry (2007-10) | 128 |
| 6. Tai Webster (2014-17) | 127 |
| Terrance Badgett (1993-96) | 127 |
| Erick Strickland (1993-96) | 127 |
| Jaron Boone (1993-96) | 127 |
| 10. Brandon Ubel (2010-13) | 125 |

GAMES STARTED

| | |
|-------------------------------------|-----|
| 1. Cookie Belcher (1997-2001) | 129 |
| 2. Glynn Watson Jr. (2016-19) | 113 |
| 3. Shavon Shields (2013-16) | 112 |
| 4. Dave Hoppen (1983-86) | 111 |
| 5. Larry Florence (1997-2000) | 105 |
| 6. Jaron Boone (1993-96) | 102 |
| 7. Ryan Anderson (2007-10) | 101 |
| 8. Sek Henry (2007-10) | 99 |
| Aleks Maric (2005-08) | 99 |
| 10. Jake Muhleisen (2002-05) | 98 |

N 2022-23 NEBRASKA BASKETBALL SINGLE-SEASON RECORDS BY CLASS

POINTS SCORED (since 1970)

| Senior | | |
|--------|-------------------------|-----|
| 1. | James Palmer Jr. (2019) | 708 |
| 2. | Eric Piatkowski (1994) | 646 |
| 3. | Marvin Stewart (1971) | 556 |
| 4. | Chuck Jura (1972) | 551 |
| 5. | Tai Webster (2017) | 528 |
| 6. | Rich King (1991) | 526 |
| 7. | Aleks Maric (2008) | 519 |
| 8. | Venson Hamilton (1999) | 518 |
| | Erick Strickland (1996) | 516 |
| 10. | Jerry Fort (1976) | 513 |

| Junior | | |
|--------|-------------------------|-----|
| 1. | Dave Hoppen (1985) | 704 |
| 2. | Tyronn Lue (1998) | 678 |
| 3. | Andre Smith (1980) | 600 |
| 4. | James Palmer Jr. (2018) | 568 |
| 5. | Terran Petteway (2015) | 564 |
| 6. | Andrew White III (2016) | 563 |
| 7. | Jaron Boone (1995) | 559 |
| 8. | Aleks Maric (2007) | 556 |
| 9. | Jerry Fort (1975) | 525 |
| 10. | Erick Strickland (1995) | 505 |

| Sophomore | | |
|-----------|-------------------------|-----|
| 1. | Tyronn Lue (1997) | 603 |
| 2. | Dave Hoppen (1984) | 598 |
| 3. | Terran Petteway (2014) | 579 |
| 4. | Jerry Fort (1974) | 468 |
| 5. | Jack Moore (1980) | 458 |
| 6. | Carl McPipe (1977) | 440 |
| 7. | Eric Piatkowski (1992) | 414 |
| 8. | Shavon Shields (2014) | 409 |
| 9. | Glynn Watson Jr. (2017) | 404 |
| 10. | Brian Banks (1977) | 386 |

| Freshman | | |
|----------|-------------------------|-----|
| 1. | Bryce McGowens (2022) | 522 |
| 2. | Dave Hoppen (1983) | 445 |
| 3. | Joe McCray (2005) | 432 |
| 4. | Jerry Fort (1973) | 376 |
| 5. | Eric Piatkowski (1991) | 372 |
| 6. | Jake Muhleisen (2002) | 328 |
| 7. | Cookie Belcher (1997) | 305 |
| 8. | Tyronn Lue (1996) | 296 |
| 9. | Glynn Watson Jr. (2016) | 292 |
| 10. | Jorge Brian Diaz (2010) | 291 |

SCORING AVERAGE (since 1970)

| Senior | | |
|--------|-------------------------|------|
| 1. | Dave Hoppen (1986) | 22.1 |
| 2. | Eric Piatkowski (1994) | 21.5 |
| 3. | Marvin Stewart (1971) | 21.4 |
| 4. | Chuck Jura (1972) | 21.2 |
| 5. | James Palmer Jr. (2019) | 19.7 |
| 6. | Jerry Fort (1976) | 19.0 |
| 7. | Andre Smith (1981) | 18.3 |
| 8. | Tai Webster (2017) | 17.0 |
| 9. | Shavon Shields (2016) | 16.8 |
| 10. | Cookie Belcher (2001) | 16.4 |

| Junior | | |
|--------|-------------------------|------|
| 1. | Dave Hoppen (1985) | 23.5 |
| 2. | Tyronn Lue (1998) | 21.2 |
| 3. | Jerry Fort (1975) | 20.2 |
| 4. | Andre Smith (1980) | 19.4 |
| 5. | Tyronn Lue (1997) | 18.8 |
| 6. | Aleks Maric (2007) | 18.5 |
| 7. | Terran Petteway (2015) | 18.2 |
| 8. | Jaron Boone (1995) | 17.5 |
| | Chuck Jura (1971) | 17.5 |
| 10. | James Palmer Jr. (2018) | 17.2 |

| Sophomore | | |
|-----------|-------------------------|------|
| 1. | Dave Hoppen (1984) | 19.9 |
| 2. | Tyronn Lue (1997) | 18.8 |
| 3. | Jerry Fort (1974) | 18.0 |
| 4. | Terran Petteway (2014) | 18.1 |
| 5. | Carl McPipe (1977) | 15.2 |
| 6. | Jack Moore (1980) | 14.8 |
| 7. | Eric Piatkowski (1992) | 14.3 |
| 8. | Andre Smith (1979) | 13.5 |
| 9. | Brian Banks (1977) | 13.3 |
| 10. | Glynn Watson Jr. (2017) | 13.0 |

| Freshman | | |
|----------|-------------------------|------|
| 1. | Bryce McGowens (2022) | 16.8 |
| 2. | Joe McCray (2005) | 15.5 |
| 3. | Jerry Fort (1973) | 14.5 |
| 4. | Dave Hoppen (1983) | 13.9 |
| 5. | Jake Muhleisen (2002) | 11.7 |
| 6. | Eric Piatkowski (1991) | 10.9 |
| 7. | Ryan Anderson (2007) | 10.1 |
| 8. | Andre Smith (1978) | 9.3 |
| 9. | Cookie Belcher (1997) | 9.2 |
| 10. | Ron Taylor (1974) | 8.8 |
| | Jorge Brian Diaz (2010) | 8.8 |

FIELD GOALS MADE (since 1970)

| Senior | | |
|--------|-------------------------|-----|
| 1. | Eric Piatkowski (1994) | 226 |
| 2. | Chuck Jura (1972) | 220 |
| 3. | Marvin Stewart (1971) | 215 |
| 4. | James Palmer Jr. (2019) | 213 |
| 5. | Rich King (1991) | 202 |
| 6. | Jerry Fort (1976) | 201 |
| 7. | Aleks Maric (2008) | 191 |
| 8. | Venson Hamilton (1999) | 194 |
| 9. | Andre Smith (1981) | 185 |
| 10. | Tai Webster (2017) | 183 |

| Junior | | |
|--------|-------------------------|-----|
| 1. | Dave Hoppen (1985) | 270 |
| 2. | Tyronn Lue (1998) | 240 |
| 3. | Andre Smith (1980) | 237 |
| 4. | Jerry Fort (1975) | 218 |
| 5. | Aleks Maric (2007) | 203 |
| 6. | Jaron Boone (1995) | 199 |
| 7. | Andrew White III (2016) | 195 |
| 8. | Danny Walker (1991) | 192 |
| 9. | Carl McPipe (1978) | 190 |
| 10. | Terran Petteway (2015) | 184 |

| Sophomore | | |
|-----------|-------------------------|-----|
| 1. | Dave Hoppen (1984) | 220 |
| 2. | Tyronn Lue (1997) | 215 |
| 3. | Jerry Fort (1974) | 207 |
| 4. | Carl McPipe (1977) | 183 |
| 5. | Terran Petteway (2014) | 182 |
| 6. | Brian Banks (1977) | 160 |
| 7. | Jorge Brian Diaz (2011) | 150 |
| 8. | Andre Smith (1979) | 146 |
| 9. | Glynn Watson Jr. (2017) | 144 |
| | Eric Piatkowski (1992) | 144 |

| Freshman | | |
|----------|-------------------------|-----|
| 1. | Dave Hoppen (1983) | 163 |
| 2. | Bryce McGowens (2022) | 160 |
| 3. | Jerry Fort (1973) | 151 |
| 4. | Joe McCray (2005) | 143 |
| 5. | Jorge Brian Diaz (2010) | 133 |
| 6. | Cookie Belcher (1997) | 117 |
| 7. | Jake Muhleisen (2002) | 115 |
| | Glynn Watson Jr. (2016) | 115 |
| 9. | Tyronn Lue (1996) | 105 |
| | Andre Smith (1978) | 105 |

3-POINTERS MADE (since 1987)

| Senior | | |
|--------|-------------------------|----|
| 1. | Cary Cochran (2002) | 89 |
| 2. | Glynn Watson Jr. (2019) | 82 |
| 3. | James Palmer Jr. (2019) | 67 |
| | Marcus Perry (2007) | 67 |
| 5. | Brian Conklin (2004) | 66 |
| 6. | Bo Spencer (2012) | 63 |
| | Eric Piatkowski (1994) | 63 |
| 8. | Wes Wilkinson (2006) | 62 |
| 9. | Paul Velander (2009) | 60 |
| 10. | Jaron Boone (1996) | 59 |
| | Chris Cresswell (1992) | 59 |

| Junior | | |
|--------|------------------------------|----|
| 1. | Andrew White III (2016) | 87 |
| 2. | Ray Gallegos (2013) | 83 |
| 3. | Cary Cochran (2001) | 78 |
| | Tyronn Lue (1998) | 78 |
| 5. | Jaron Boone (1995) | 70 |
| 6. | Terran Petteway (2015) | 68 |
| 7. | Ray Richardson (1989) | 57 |
| 8. | Erick Strickland (1995) | 54 |
| 9. | Danny Walker (2000) | 53 |
| 10. | Lat Mayen (2021) | 48 |
| | Thorir Thorbjarnarson (2020) | 48 |
| | Andrew Drevo (2003) | 48 |
| | Eric Piatkowski (1993) | 48 |



Jerry Fort held the Husker freshman scoring average record from 1973 until 2005 when Joe McCray bettered his mark by nearly 1.0 point per game. Fort was the first-ever Husker freshman to lead Nebraska in scoring average.



Sophomore

| | |
|---------------------------------|----|
| 1. Brian Conklin (2002) | 65 |
| 2. Cary Cochran (2000) | 62 |
| 3. Ryan Anderson (2008)..... | 50 |
| 4. Glynn Watson Jr. (2017)..... | 48 |
| Terran Petteway (2014)..... | 48 |
| Walter Pitchford (2014)..... | 48 |
| 7. Jack McVeigh (2017)..... | 47 |
| Tyronn Lue (1997)..... | 47 |
| Eric Piatkowski (1992)..... | 47 |
| 10. Cam Mack (2020)..... | 43 |

Freshman

| | |
|-------------------------------|----|
| 1. Joe McCray (2005) | 80 |
| 2. C.J. Wilcher (2022)..... | 52 |
| 3. Ryan Anderson (2007)..... | 48 |
| 4. Jamel White (2006)..... | 44 |
| Eric Piatkowski (1991)..... | 44 |
| 6. Bryce McGowens (2022)..... | 40 |
| Eshaunte Jones (2010)..... | 40 |
| 8. Cary Cochran (1999)..... | 39 |
| 9. Jake Muhleisen (2002)..... | 35 |
| 10. Jack McVeigh (2016)..... | 34 |

REBOUNDS (since 1969)

Senior

| | |
|---------------------------------|-----|
| 1. Aleks Maric (2008) | 335 |
| Venson Hamilton (1999)..... | 335 |
| 3. Chuck Jura (1972)..... | 305 |
| 4. Leroy Chalk (1971)..... | 290 |
| 5. Rich King (1991)..... | 274 |
| 6. Derrick Chandler (1993)..... | 252 |
| 7. Mikki Moore (1997)..... | 245 |
| 8. Steffon Bradford (2001)..... | 244 |
| 9. Jason Dourisseau (2006)..... | 240 |
| 10. Kimani Ffriend (2001)..... | 229 |

Junior

| | |
|----------------------------------|-----|
| 1. Venson Hamilton (1998)..... | 315 |
| 2. Kimani Ffriend (2000)..... | 263 |
| 3. Aleks Maric (2007)..... | 260 |
| 4. Dave Hoppen (1985)..... | 258 |
| 5. Tony Farmer (1991)..... | 251 |
| Andre Smith (1980)..... | 251 |
| 7. Steffon Bradford (2000)..... | 243 |
| Chuck Jura (1971)..... | 243 |
| 9. Isaiah Roby (2019)..... | 240 |
| 10. Derrick Chandler (1992)..... | 238 |

Sophomore

| | |
|--------------------------------|-----|
| 1. Venson Hamilton (1997)..... | 269 |
| 2. Leroy Chalk (1969)..... | 257 |
| 3. Aleks Maric (2006)..... | 251 |
| 4. Carl McPipe (1977)..... | 241 |
| 5. Bob Siegel (1975)..... | 227 |
| 6. Dave Hoppen (1984)..... | 207 |
| 7. Isaiah Roby (2018)..... | 200 |
| 8. Mikki Moore (1995)..... | 198 |
| 9. John Turek (2003)..... | 197 |
| 10. Rich King (1989)..... | 195 |

Freshman

| | |
|---------------------------------|-----|
| 1. Yvan Ouedraogo (2020)..... | 203 |
| 2. Aleks Maric (2005)..... | 169 |
| 3. John Turek (2002)..... | 162 |
| 4. Bryce McGowens (2022)..... | 161 |
| Venson Hamilton (1996)..... | 161 |
| Dave Hoppen (1983)..... | 161 |
| 7. Michael Jacobson (2016)..... | 147 |
| 8. Shavon Shields (2013)..... | 144 |
| Andre Smith (1978)..... | 144 |
| 10. Joe McCray (2005)..... | 140 |

ASSISTS (since 1974)

Senior

| | |
|---------------------------------------|-----|
| 1. Charles Richardson Jr. (2007)..... | 179 |
| 2. Alonzo Verge Jr. (2022)..... | 169 |
| 3. Brian Carr (1987)..... | 166 |
| 4. Lance Jeter (2011)..... | 145 |
| 5. Eric Johnson (1989)..... | 135 |
| 6. Jaron Boone (1996)..... | 134 |
| 7. Cookie Belcher (2001)..... | 131 |
| 8. Beau Reid (1991)..... | 130 |
| 9. Tai Webster (2017)..... | 124 |
| David Ponce (1984)..... | 124 |

Junior

| | |
|---------------------------------|-----|
| 1. Brian Carr (1986)..... | 201 |
| 2. Tyronn Lue (1998)..... | 152 |
| 3. Cookie Belcher (1999)..... | 138 |
| 4. Lance Jeter (2010)..... | 134 |
| 5. Erick Strickland (1995)..... | 133 |
| 6. Tom Wald (1995)..... | 128 |
| 7. Jaron Boone (1995)..... | 116 |
| 8. Eric Johnson (1988)..... | 112 |
| 9. Clifford Scales (1990)..... | 110 |
| 10. Jack Moore (1981)..... | 108 |

Sophomore

| | |
|-------------------------------|-----|
| 1. Brian Carr (1985)..... | 237 |
| 2. Cam Mack (2020)..... | 179 |
| 3. Jack Moore (1980)..... | 145 |
| 4. Tyronn Lue (1997)..... | 136 |
| 5. Beau Reid (1989)..... | 135 |
| 6. Jamar Johnson (1992)..... | 130 |
| 7. Cookie Belcher (1998)..... | 124 |
| 7. Cookie Miller (2009)..... | 109 |
| Jaron Boone (1994)..... | 109 |
| 10. Dalano Banton (2021)..... | 105 |

Freshman

| | |
|---------------------------------|-----|
| 1. Tyronn Lue (1996)..... | 144 |
| 2. Cookie Miller (2008)..... | 109 |
| 3. Jake Muhleisen (2002)..... | 105 |
| 4. Jaron Boone (1993)..... | 87 |
| 5. Glynn Watson Jr. (2016)..... | 83 |
| 6. Brian Carr (1984)..... | 78 |
| 7. Marcus Walker (2006)..... | 74 |
| 8. Benny Parker (2013)..... | 69 |
| 9. Cookie Belcher (1997)..... | 68 |
| Eric Piatkowski (1991)..... | 68 |

STEALS (since 1978)

Senior

| | |
|---------------------------------------|----|
| 1. Cookie Belcher (2001)..... | 82 |
| 2. Eric Johnson (1989)..... | 68 |
| 3. Venson Hamilton (1999)..... | 67 |
| Brian Carr (1987)..... | 67 |
| 5. Clifford Scales (1991)..... | 64 |
| 6. Erick Strickland (1996)..... | 61 |
| 7. Lance Jeter (2011)..... | 57 |
| 8. Charles Richardson Jr. (2007)..... | 56 |
| 9. Brandon Richardson (2012)..... | 54 |
| 10. Ryan Anderson (2010)..... | 53 |

Junior

| | |
|---------------------------------|-----|
| 1. Cookie Belcher (1999)..... | 102 |
| 2. Erick Strickland (1995)..... | 89 |
| 3. Tyronn Lue (1998)..... | 63 |
| 4. Eric Johnson (1988)..... | 60 |
| 5. Carl Hayes (1991)..... | 54 |
| 6. Venson Hamilton (1998)..... | 53 |
| 7. Jamar Johnson (1993)..... | 52 |
| 8. Brennon Clemmons (2002)..... | 48 |
| 9. Glynn Watson Jr. (2018)..... | 47 |
| 10. Tai Webster (2016)..... | 46 |
| Ray Gallegos (2013)..... | 46 |

Sophomore

| | |
|---------------------------------|----|
| 1. Cookie Belcher (1998)..... | 75 |
| 2. Erick Strickland (1994)..... | 60 |
| 3. Glynn Watson Jr. (2017)..... | 50 |
| 4. Ryan Anderson (2008)..... | 47 |
| 5. Venson Hamilton (1997)..... | 46 |
| 6. Cookie Miller (2009)..... | 45 |
| 7. Jack Moore (1980)..... | 42 |
| 8. Tyronn Lue (1997)..... | 41 |
| 9. Brian Carr (1985)..... | 40 |
| 10. Jamar Johnson (1992)..... | 38 |
| Carl Hayes (1990)..... | 38 |

Freshman

| | |
|------------------------------------|----|
| 1. Cookie Belcher (1997)..... | 87 |
| 2. Cookie Miller (2008)..... | 57 |
| 3. Tyronn Lue (1996)..... | 50 |
| 4. Erick Strickland (1993)..... | 47 |
| 5. Glynn Watson Jr. (2016)..... | 40 |
| 6. Joe McCray (2005)..... | 32 |
| Clifford Scales (1988)..... | 32 |
| 8. Jake Muhleisen (2002)..... | 28 |
| 9. Jaron Boone (1993)..... | 26 |
| 10. Brandon Richardson (2009)..... | 25 |
| Ryan Anderson (2007)..... | 25 |

BLOCKED SHOTS (since 1978)

Senior

| | |
|---------------------------------|----|
| 1. Mikki Moore (1997)..... | 88 |
| 2. Venson Hamilton (1999)..... | 80 |
| 3. Kimani Ffriend (2001)..... | 74 |
| 4. Rich King (1991)..... | 68 |
| 5. Wes Wilkinson (2006)..... | 61 |
| 6. Aleks Maric (2008)..... | 57 |
| 7. Derrick Chandler (1993)..... | 53 |
| 8. John Turek (2005)..... | 35 |
| 9. Andre Almeida (2013)..... | 32 |
| 10. Carl McPipe (1979)..... | 30 |

Junior

| | |
|---------------------------------|----|
| 1. Derrick Chandler (1992)..... | 91 |
| 2. Kimani Ffriend (2000)..... | 85 |
| 3. Mikki Moore (1996)..... | 71 |
| 4. Isaiah Roby (2019)..... | 66 |
| Venson Hamilton (1998)..... | 66 |
| 6. Rich King (1990)..... | 45 |
| 7. Andre Almeida (2011)..... | 39 |
| 8. John Turek (2004)..... | 37 |
| 9. Isaac Copeland (2018)..... | 33 |
| Aleks Maric (2007)..... | 33 |
| Wes Wilkinson (2005)..... | 33 |

Sophomore

| | |
|---------------------------------|----|
| 1. Mikki Moore (1995)..... | 67 |
| 2. Isaiah Roby (2018)..... | 63 |
| 3. Venson Hamilton (1997)..... | 56 |
| 4. John Turek (2003)..... | 52 |
| 5. Rich King (1989)..... | 50 |
| 6. Aleks Maric (2006)..... | 39 |
| 7. Jorge Brian Diaz (2011)..... | 38 |
| 8. Terrance Badgett (1994)..... | 26 |
| 9. Dalano Banton (2021)..... | 25 |
| Louis Truscott (2000)..... | 24 |
| Terran Petteway (2014)..... | 24 |

Freshman

| | |
|---------------------------------|----|
| 1. Jorge Brian Diaz (2010)..... | 41 |
| 2. John Turek (2002)..... | 39 |
| Venson Hamilton (1996)..... | 39 |
| 4. Michael Jacobson (2016)..... | 28 |
| 5. Isaiah Roby (2017)..... | 25 |
| 6. Ed Morrow Jr. (2016)..... | 21 |
| 7. Cookie Belcher (1997)..... | 20 |
| Rich King (1988)..... | 20 |
| 9. Brant Harriman (1988)..... | 19 |
| Dave Hoppen (1983)..... | 19 |



VICTORIES

Table with 2 columns: Rank, Year, Victories. Top 10: 1. 1991 (26), 2. 2018 (22), 1983 (22), 1978 (22), 1920 (22), 6. 1996 (21), 1987 (21), 8. 2008 (20), 1999 (20), 1998 (20), 1966 (20), 1994 (20), 1993 (20)

LOSSES

Table with 2 columns: Rank, Year, Losses. Top 10: 1. 2020 (25), 2. 2022 (22), 3. 2021 (20), 4. 1963 (19), 2000 (19), 2003 (19), 2017 (19), 2021 (19), 9. 1964 (18), 1988 (18), 1990 (18), 2010 (18), 2012 (18), 2013 (18), 2015 (18), 2016 (18)

SCORING AVERAGE

Table with 2 columns: Rank, Year, Scoring Average. Top 10: 1. 1991 (87.6), 2. 1994 (87.3), 3. 1990 (80.7), 4. 1992 (80.5), 1993 (80.5), 6. 1996 (80.2), 7. 1967 (78.9), 8. 1995 (78.4), 9. 1968 (78.2), 10. 1966 (77.2)

FIELD GOALS MADE

Table with 2 columns: Rank, Year, Field Goals Made. Top 10: 1. 1991 (1,081), 2. 1996 (1,007), 3. 1994 (956), 4. 1989 (936), 5. 2019 (916), 6. 1993 (908), 7. 1995 (907), 8. 1987 (904), 9. 1997 (895), 10. 2016 (883)

FIELD GOALS ATTEMPTED

Table with 2 columns: Rank, Year, Field Goals Attempted. Top 10: 1. 1991 (2,185), 2. 2019 (2,133), 3. 1996 (2,089), 4. 2020 (2,011), 5. 1989 (1,991), 6. 1994 (1,978), 7. 2016 (1,976), 8. 1993 (1,975), 9. 1995 (1,947), 10. 1998 (1,938)

FIELD GOAL PERCENTAGE

Table with 2 columns: Rank, Year, Field Goal Percentage. Top 10: 1. 1984 (514), 2. 1983 (513), 3. 1985 (512), 4. 1986 (511), 5. 1980 (508), 6. 1971 (505), 7. 1991 (495), 8. 1981 (490), 9. 1978 (489), 10. 2001 (487)

3-POINT FG MADE

Table with 2 columns: Rank, Year, 3-Point FG Made. Top 10: 1. 2019 (270), 2. 2002 (267), 3. 2020 (253), 4. 2007 (244), 5. 2018 (232), 6. 2021 (228), 7. 2022 (224), 8. 2006 (221), 9. 2016 (220), 10. 2010 (217)

3-POINT FG ATTEMPTED

Table with 2 columns: Rank, Year, 3-Point FG Attempted. Top 10: 1. 2019 (800), 2. 2020 (796), 3. 2002 (729), 4. 2022 (701), 5. 2021 (684), 6. 2018 (670), 7. 2007 (650), 8. 2006 (637), 9. 2016 (634), 10. 2012 (599)

3-POINT FG PERCENTAGE

Table with 2 columns: Rank, Year, 3-Point FG Percentage. Top 10: 1. 2010 (397), 2. 2004 (389), 3. 2001 (383), 4. 2007 (375), 5. 1992 (374), 6. 1987 (369), 7. 2002 (366), 8. 1989 (364), 9. 2009 (361), 10. 1988 (358)

FREE THROWS MADE

Table with 2 columns: Rank, Year, Free Throws Made. Top 10: 1. 1991 (690), 2. 1996 (618), 3. 1987 (544), 4. 1989 (541), 5. 1969 (527), 6. 1993 (523), 1995 (523), 8. 2018 (514), 1994 (514), 10. 2014 (511)

FREE THROWS ATTEMPTED

Table with 2 columns: Rank, Year, Free Throws Attempted. Top 10: 1. 1991 (981), 2. 1996 (897), 3. 1989 (808), 4. 1953 (795), 5. 1987 (778), 6. 1954 (772), 7. 1995 (766)

Table with 2 columns: Rank, Year, Free Throw Percentage. Top 10: 8. 1993 (765), 9. 2006 (758), 10. 1997 (752)

FREE THROW PERCENTAGE

Table with 2 columns: Rank, Year, Free Throw Percentage. Top 10: 1. 2012 (766), 2. 1968 (765), 3. 1981 (750), 4. 1980 (749), 5. 1994 (745), 6. 1986 (743), 7. 1982 (741), 8. 2022 (731), 9. 2016 (730), 10. 1967 (727)

REBOUNDS

Table with 2 columns: Rank, Year, Rebounds. Top 10: 1. 1991 (1,454), 2. 1996 (1,353), 3. 1994 (1,320), 4. 1992 (1,305), 5. 1997 (1,295), 6. 1989 (1,292), 7. 1993 (1,283), 8. 2006 (1,277), 2019 (1,277), 10. 1998 (1,263)

REBOUND AVERAGE

Table with 2 columns: Rank, Year, Rebound Average. Top 10: 1. 1961 (48.8), 1960 (48.8), 3. 1962 (45.1), 4. 1992 (45.0), 5. 1959 (44.9), 6. 1963 (44.0), 7. 1974 (43.4), 8. 1991 (42.8), 9. 1964 (42.5), 10. 1966 (42.4)

ASSISTS (since 1974)

Table with 2 columns: Rank, Year, Assists. Top 10: 1. 1991 (696), 2. 1985 (615), 3. 1996 (608), 4. 1989 (592), 5. 1994 (581), 6. 1995 (572), 7. 1986 (558), 8. 1983 (555), 9. 1993 (540), 1992 (540)

FEWEST TURNOVERS (since 1977)

Table with 2 columns: Rank, Year, Fewest Turnovers. Top 10: 1. 1982 (302), 2. 2002 (317), 3. 1981 (318), 4. 1985 (339), 5. 1986 (341)

MOST TURNOVERS (since 1977)

Table with 2 columns: Rank, Year, Most Turnovers. Top 10: 1. 1996 (627), 2. 1991 (610), 3. 1999 (597), 4. 1997 (585), 5. 1989 (580)

BLOCKED SHOTS (since 1978)

Table with 2 columns: Rank, Year, Blocked Shots. Top 10: 1. 1997 (202), 2. 1996 (185), 3. 2018 (183), 4. 1992 (169), 5. 1991 (165), 6. 1999 (158), 7. 1998 (156), 8. 2019 (151), 1995 (151), 10. 2000 (145)

STEALS (since 1978)

Table with 2 columns: Rank, Year, Steals. Top 10: 1. 1999 (359), 2. 1998 (319), 3. 1991 (315), 4. 1995 (299), 5. 1997 (298), 6. 1996 (292), 7. 2008 (277), 8. 1988 (274), 9. 1994 (267), 10. 2009 (265)

FEWEST POINTS ALLOWED, SEASON

Table with 2 columns: Rank, Year, Fewest Points Allowed. Top 10: 1. 1950 (1,233), 2. 1949 (1,322), 3. 1951 (1,345), 4. 1948 (1,356), 5. 1953 (1,432), 6. 1958 (1,478), 7. 1959 (1,504), 8. 1955 (1,508), 9. 1960 (1,516), 10. 1957 (1,519)

FEWEST POINTS ALLOWED PER GAME

Table with 2 columns: Rank, Year, Fewest Points Allowed Per Game. Top 10: 1. 1949 (50.8), 2. 1950 (53.6), 3. 1982 (55.3), 4. 1948 (56.5), 5. 1951 (58.5), 6. 1959 (60.2), 7. 2009 (60.4), 8. 2011 (60.5), 9. 2008 (60.7), 10. 1983 (60.9)

MOST POINTS ALLOWED, SEASON

Table with 2 columns: Rank, Year, Most Points Allowed. Top 10: 1. 1991 (2,977), 2. 1996 (2,643), 3. 1988 (2,578), 4. 2022 (2,513), 5. 2020 (2,499)

MOST POINTS ALLOWED PER GAME

Table with 2 columns: Rank, Year, Most Points Allowed Per Game. Top 10: 1. 1990 (86.1), 2. 1994 (80.6), 3. 2022 (78.5), 4. 1991 (78.2), 5. 2020 (78.1)



Cary Cochran helped the Huskers set the then-school record with 267 3-pointers as a team during the 2001-02 season.

FEWEST POINTS ALLOWED, SINGLE GAME (since 1947)

- 26 vs. Bethune-Cookman, Dec. 20, 2003 (NU 70)
- 28 vs. North Carolina Central, Dec. 22, 2007 (71)
- 32 vs. South Dakota, Dec. 3, 1949 (61)
- 34 vs. Morgan State, Dec. 6, 2004 (64)
- 34 vs. Kansas, Jan. 8, 1949 (52)
- 35 vs. Southeastern Louisiana, Nov. 11, 2018 (87)
- 37 vs. Mississippi Valley State, Nov. 6, 2018 (106)
- 37 vs. Savannah State, Dec. 11, 2007 (82)
- 38 vs. South Dakota, Dec. 16, 1947 (65)
- 38 vs. Santa Clara, Dec. 12, 1950 (53)
- 38 vs. Kansas, Feb. 11, 1961 (33)
- 38 vs. Mary, Nov. 15, 2016 (70)

FEWEST POINTS BY NU, SINGLE GAME (since 1947)

- 28 at Kansas State (53), March 1, 1949
- 33 vs. Kansas (38), Feb. 11, 1961
- 34 vs. Kansas State (48), Dec. 27, 1948
- 34 at Michigan State (62), Feb. 25, 2012
- 35 vs. Oklahoma State (52), March 16, 1949 (NCAA Playoff)
- 36 at Kansas (49), Feb. 11, 1950
- 36 at Kansas State (71), Jan. 12, 1952
- 38 at San Jose State (39), Dec. 29, 1947
- 38 at Oregon (60), Dec. 15, 2012
- 39 at Oklahoma (66), Feb. 10, 1958
- 39 at Oklahoma State (54), Feb. 7, 1959
- 39 vs. Kansas (45), Feb. 23, 1963
- 39 vs. Kansas State (41), March 7, 1984 (B8T)
- 39 vs. Kansas (92), Feb. 17, 2007
- 39 vs. Oklahoma State (54), March 8, 2007 (B12T)

MOST POINTS, BOTH TEAMS

- 230 at Oklahoma 133, Nebraska 97, Feb. 21, 1987
- 230 Nebraska 117, Oklahoma 113, March 8, 1991 (B8T, OT)
- 226 at Oklahoma 115, Nebraska 111, Feb. 14, 1994 (OT)
- 220 Nebraska 114, Oregon 106, Nov. 25, 1995 (OT)

- 217 at Oklahoma 117, Nebraska 100, Jan. 13, 1996 (30T)
- 213 Northern Iowa 109, Nebraska 104, Dec. 16, 1995
- 211 at Nebraska 116, Texas-Arlington 95, Dec. 21, 1992
- 210 Nebraska 111, at Oklahoma 99, Jan. 26, 1991
- 210 at California-Irvine 109, Nebraska 101, Nov. 28, 1986
- 207 Marshall 119, Nebraska 88, March 13, 1967 (NIT)
- 207 Nebraska 106, at Southern Utah 101, Nov. 30, 1991

FEWEST POINTS, BOTH TEAMS

- 71 Kansas 38, at Nebraska 33, Feb. 11, 1961
- 77 at San Jose State 39, Nebraska 38, Dec. 29, 1947
- 80 Kansas State 41, at Nebraska 39, March 7, 1984 (B8T)
- 81 at Kansas State 53, Nebraska 28, March 1, 1949
- 82 Kansas State 48, Nebraska 34, Dec. 27, 1948 (KC,B7HT)
- 82 at Nebraska 43, Air Force 39, Dec. 8, 1962
- 84 at Nebraska 43, Kansas 41, Feb. 22, 1958
- 84 Kansas 45, at Nebraska 39, Feb. 23, 1963
- 85 Nebraska 44, at Iowa State 41, Feb. 19, 1949
- 85 at Kansas 49, Nebraska 36, Feb. 11, 1950

100-POINT HUSKER GAMES

- 117 vs. Harvard (79), Dec. 1, 1989
- 117 vs. Oklahoma (113), March 8, 1991 (B8T, OT)
- 116 vs. Nevada (71), Dec. 14, 1970
- 116 vs. Texas-Arlington (95), Dec. 21, 1992
- 114 vs. Oregon (106), Nov. 25, 1995 (OT)
- 113 vs. Augustana, S.D. (69), Nov. 26, 1983
- 113 vs. Tennessee Tech (92), Dec. 14, 1990
- 111 vs. Cal State Fullerton (74), Dec. 4, 1967
- 111 at Oklahoma (99), Jan. 26, 1991
- 111 vs. Portland (85), Dec. 4, 1993
- *111 at Oklahoma (115), Feb. 14, 1994 (OT)
- 110 vs. Oklahoma (90), Jan. 27, 1968
- 110 vs. Doane (64), Dec. 17, 2020
- 108 vs. Appalachian State (71), Dec. 31, 1994
- 108 vs. Colgate (76), Dec. 4, 1992
- 107 vs. Saint Louis (79), Nov. 23, 1990
- 107 vs. North Carolina A&T (57), Dec. 19, 2005
- 106 vs. Mississippi Valley State (37), Nov. 6, 2019
- 106 at Southern Utah (101), Nov. 30, 1991
- 106 vs. Colorado (67), Jan. 8, 1994
- 105 vs. Eastern Washington (71), Jan. 14, 1984
- 105 vs. Northwest Missouri St. (64), Jan. 5, 1987
- 105 vs. Toledo (68), Dec. 8, 1990
- 105 vs. Oklahoma (93), Feb. 16, 1991
- 105 vs. Oklahoma (88), March 11, 1994 (B8T)
- 104 vs. UTSA (94), Dec. 20, 2017
- 104 vs. Montana State (60), Dec. 23, 1978
- 104 vs. Pepperdine (100), Dec. 2, 1989
- 104 vs. Northern Iowa (109), Dec. 16, 1995
- 102 vs. Eastern Washington (67), Dec. 21, 1991
- 102 vs. Iowa State (86), Feb. 12, 1994
- 102 vs. McNeese State (55), Nov. 25, 2020
- 101 at Wisconsin (88), Dec. 1, 1965
- 101 vs. South Dakota (69), Dec. 1, 1984
- 101 at California-Irvine (109), Nov. 28, 1986
- 101 vs. Northeastern Illinois (60), Dec. 21, 1994
- 100 vs. Washington State (75), Dec. 12, 1966
- 100 vs. South Dakota State (83), Nov. 30, 1979
- 100 vs. Illinois (73), Nov. 24, 1990
- 100 vs. Creighton (83), Dec. 10, 1992
- 100 vs. Southern Utah (85), Jan. 5, 1993
- 100 at Colorado (86), Feb. 8, 1995
- 100 at Oklahoma (117), Jan. 13, 1996 (30T)
- 100 at NC State (104), Dec. 1, 2021 (40T)

Note: Nebraska is 39-5 when it has scored 100 or more points. *Most points scored in loss

100-POINT GAMES AGAINST NU

- 133 at Oklahoma, Feb. 21, 1987 (NU 97)
- 119 by Marshall, March 13, 1967 (88, NIT)
- 117 at Oklahoma, Jan. 13, 1996 (100, 30T)
- 115 at Oklahoma, Feb. 14, 1994 (111, OT)
- 114 at Kansas State, Jan. 10, 1987 (82)
- 114 at Iowa State, Jan. 28, 1988 (76)
- 113 at Oklahoma, March 5, 1988 (93)
- 113 by Oklahoma, March 8, 1991 (117, B8T, OT)##
- 112 at Houston, Dec. 12, 1969 (82)
- *111 by Missouri, Jan. 13, 1990 (95)
- 110 at Kansas, Feb. 26, 1966 (73)
- 109 at California-Irvine, Nov. 28, 1986 (101)
- 109 by SW Louisiana, Dec. 29, 1992 (80)
- 109 by Northern Iowa, Dec. 16, 1995 (104)
- 108 at Kansas State, March 10, 1953 (80)
- 107 at Missouri, Feb. 10, 1990 (85)
- 107 by Oklahoma, March 13, 1992 (85, B8T)
- 107 at Minnesota, March 8, 2020
- 106 at Oklahoma, March 7, 1992 (97)
- 106 by Oregon, Nov. 25, 1995 (114, OT)##
- 105 at Oklahoma, Jan. 31, 1990 (64)
- 105 at Texas, Jan. 21, 1998 (91)
- 104 at NC State, Dec. 1, 2021 (100, 4 OT)
- 103 at Ohio State, Dec. 14, 1988 (76)
- 103 at Oklahoma, March 4, 1989 (76)
- 103 vs. Oklahoma State, Feb. 14, 1990 (84)
- 103 at Kansas, Jan. 25, 1992 (78)
- 102 at Kansas, Feb. 8, 1958 (46)
- 102 at Wyoming, Dec. 7, 1966 (98)
- 102 at Oklahoma, Jan. 14, 1993 (89)
- 102 at Texas, Jan. 4, 1995 (74)
- 102 at Iowa, March 2, 2021 (64)
- 102 Michigan, Dec. 7, 2021 (67)
- 101 at Iowa State, Feb. 24, 1990 (85)
- 101 at Michigan State, Dec. 4, 1991 (78)
- 101 at Southern Utah, Nov. 30, 1992 (106)##
- 101 at Texas Christian, March 15, 1999 (89)
- 100 vs. Kansas State, Dec. 26, 1963 (78)
- 100 at Kansas, Feb. 17, 1970 (87)
- 100 vs. Pepperdine, Dec. 2, 1989 (104)##

Note: Nebraska is 4-36 when allowing 100 or more points, (wins indicated with ##). *Most points scored against NU in Lincoln.



Aleks Maric helped the Huskers to a pair of postseason appearances during his Husker career from 2005-08.

LARGEST VICTORY MARGIN

| No. | Margin | Score | H/A | Opponent | Season |
|-----|--------|--------|-----|--------------------------|-----------|
| 1. | 74 | 82-8 | A | Crete | 1906-07 |
| 2. | 69 | 106-37 | H | Mississippi Valley State | 2018-19 |
| 3. | 57 | 97-40 | H | Arkansas-Pine Bluff | 2004-05 |
| 4. | 54 | 57-3 | H | Doane | 1899-1900 |
| | 54 | 57-3 | A | Nebraska Wesleyan | 1898-99 |
| 6. | 52 | 87-35 | H | Southeastern Louisiana | 2018-19 |
| | 52 | 98-46 | H | Southwest Missouri State | 1982-83 |
| | 52 | 62-10 | H | Morningside | 1911-12 |
| 9. | 50 | 107-57 | H | North Carolina A&T | 2005-06 |
| | 50 | 93-43 | H | Missouri Western State | 1982-83 |
| 11. | 49 | 91-42 | H | Sam Houston State | 1991-92 |
| | 49 | 63-14 | H | Nebraska Wesleyan | 1901-02 |
| 13. | 47 | 88-41 | H | Delaware State | 1995-96 |
| | 47 | 102-55 | H | McNeese State | 2020-21 |
| 14. | 46 | 97-51 | H | Mississippi Valley State | 2015-16 |
| | 46 | 110-64 | H | Doane | 2020-21 |

Note: Nebraska's largest margin of victory over a conference opponent was 40 points vs. Kansas, March 2, 1901 (48-8).

LARGEST LOSING MARGIN

| No. | Margin | Score | Opponent | Season |
|-----|--------|--------|------------------------|-----------|
| 1. | 56 | 46-102 | at Kansas | 1957-58 |
| 2. | 53 | 39-92 | at Kansas | 2006-07 |
| 3. | 44 | 29-73 | at Haskell Institute | 1901-02 |
| 4. | 43 | 9-52 | at Minnesota | 1901-02 |
| 5. | 42 | 54-96 | at Kansas | 2005-06 |
| | 42 | 27-69 | at Illinois | 1942-43 |
| | 42 | 30-72 | at Kansas | 1945-46 |
| | 42 | 47-89 | vs. Colorado (at K.C.) | 1954-55 |
| 9. | 41 | 64-105 | at Oklahoma | 1989-90 |
| 10. | 40 | 51-91 | at Texas | 2009-10 |
| | 40 | 15-55 | at DePaul | 1943-44 |
| | 40 | 53-93 | at Oklahoma State | 1994-95 |
| 13. | 39 | 4-43 | at Wisconsin | 1907-08 |
| | 39 | 16-55 | at Missouri | 1921-22 |
| | 39 | 54-93 | at Oklahoma State | 1964-65 |
| | 39 | 55-94 | at Oklahoma State | 1999-2000 |
| | 39 | 57-96 | at Kansas | 2001-02 |

HUSKER WINNING STREAKS

| No. | Season | Win Streak | Date Started | Date Ended |
|-----|-----------------|------------|--------------|------------|
| 1. | 1990-91 | 14 games | 11-28-90 | 1-22-91 |
| | 1911-12/12-13 | 14 games | 1-27-12 | 1-25-13 |
| 3. | 1919-20/20-21 | 13 games | 2-6-20 | 1-3-21 |
| | 1897-98/1900-01 | 13 games | 2-22-1898 | 1901** |
| 5. | 1912-13 | 12 games | 1-31-13 | 3-12-13 |
| 6. | 2010-11 | 11 games | 11-20-10 | 1-12-11 |
| | 1993-94 | 11 games | 12-3-93 | 1-19-94 |
| | 1905-06/06-07 | 11 games | 2-25-06 | 2-15-07 |
| 9. | 1994-95 | 10 games | 11-27-94 | 1-4-95 |
| | 1977-78 | 10 games | 12-2-77 | 12-29-77 |

**Dates unavailable

Consecutive Conference Victories:

29, all eight in 1911-12, all 10 in 1912-13, all seven in 1913-14, first four in 1914-15 (ended at Kansas, 43-18, Jan. 22, 1915)

Consecutive Home Victories:

20, all 11 games in 1965-66, first nine games in 1966-67 (ended by Kansas, 64-57, March 4, 1967)

20, final 11 game in 2017-18, first nine games in 2018-19 (ended by Michigan State, 70-64, Jan. 17, 2019)

Consecutive Home Conference Victories:

15, all four games in 1911-12, all five games in 1912-13, all four games in 1913-14, first two games in 1914-15 (ended by Drake, 20-19, Feb. 19, 1915)

Consecutive Losses:

17, final 17 games of 2019-20 season

Consecutive Conference Losses:

25, final 15 games of 2019-20 season, first nine games of 2020-21 (ended at Penn State, 62-61, Feb. 14, 2021)

Consecutive Home Losses:

7, games five through 11 in 1962-63 (ended vs. Oklahoma State, 49-48, Feb. 25, 1963)

7, final seven games of 2019-20,

7, games, games seven through 13 in 2020-21 (ended vs. Minnesota, 78-74, Feb. 27, 2021)

Consecutive Home Conference Losses:

14, last seven games of 2019-20, first seven games of 2020-21 (ended vs. Minnesota, 78-74, Feb. 27, 2021)



Derrick Chandler blocked 144 shots during his two-year career. He holds the Nebraska single-season blocked shots record with 91 rejections in 1991-92.



POINTS SCORED

| Year | Leader | G | Pts. | PPG |
|------|-------------------------|----|------|------|
| 2022 | Bryce McGowens, Fr, G | 31 | 522 | 16.8 |
| 2021 | Teddy Allen, Jr, G | 22 | 362 | 16.5 |
| 2020 | Haanif Cheatham, Sr, G | 32 | 419 | 13.1 |
| 2019 | James Palmer Jr., Sr, G | 36 | 708 | 19.7 |
| 2018 | James Palmer Jr., Jr, G | 33 | 568 | 17.2 |
| 2017 | Tai Webster, Sr, G | 31 | 527 | 17.0 |
| 2016 | Shavon Shields, Sr, F | 30 | 503 | 16.8 |
| 2015 | Terran Petteway, Jr, G | 31 | 564 | 18.2 |
| 2014 | Terran Petteway, So., G | 32 | 579 | 18.1 |
| 2013 | Dylan Talley, Sr, G | 33 | 453 | 13.7 |
| 2012 | Bo Spencer, Sr, G | 30 | 461 | 15.4 |
| 2011 | Lance Jeter, Sr, G | 32 | 373 | 11.7 |
| 2010 | Ryan Anderson, Sr, G | 31 | 351 | 11.3 |
| 2009 | Ade Dagunduro, Sr, G | 31 | 398 | 12.8 |
| 2008 | Aleks Maric, Sr, C | 33 | 519 | 15.7 |
| 2007 | Aleks Maric, Jr, C | 30 | 556 | 18.5 |
| 2006 | Wes Wilkinson, Sr, F | 32 | 382 | 11.9 |
| 2005 | Joe McCray, Fr, G | 28 | 433 | 15.5 |
| 2004 | Nate Johnson, Sr, G | 30 | 389 | 13.0 |
| 2003 | Andrew Drevo, Jr, F | 29 | 402 | 13.9 |
| 2002 | Cary Cochran, Sr, G | 28 | 392 | 14.0 |
| 2001 | Cookie Belcher, Sr, G | 30 | 492 | 16.4 |
| 2000 | Larry Florence, Sr, F | 30 | 389 | 13.0 |
| 1999 | Venson Hamilton, Sr, C | 33 | 518 | 15.7 |
| 1998 | Tyronn Lue, Jr, G | 32 | 678 | 21.2 |
| 1997 | Tyronn Lue, So., G | 32 | 603 | 18.8 |
| 1996 | Erick Strickland, Sr, G | 35 | 516 | 14.7 |
| 1995 | Jaron Boone, Jr, G | 32 | 559 | 17.5 |
| 1994 | Eric Piatkowski, Sr, F | 30 | 646 | 21.5 |
| 1993 | Eric Piatkowski, Jr, F | 30 | 502 | 16.7 |
| 1992 | Eric Piatkowski, So., F | 29 | 414 | 14.3 |
| 1991 | Rich King, Sr, C | 34 | 526 | 15.5 |
| 1990 | Rich King, Jr, C | 28 | 450 | 16.1 |
| 1989 | Beau Reid, So., F | 32 | 382 | 11.9 |
| 1988 | Derrick Vick, Sr, F | 31 | 348 | 11.2 |
| 1987 | Bernard Day, Sr, F | 33 | 410 | 12.4 |
| 1986 | Dave Hoppen, Sr, C | 19 | 420 | 22.1 |
| 1985 | Dave Hoppen, Jr, C | 30 | 704 | 23.5 |
| 1984 | Dave Hoppen, So., C | 30 | 598 | 19.9 |
| 1983 | Dave Hoppen, Fr, C | 32 | 445 | 13.9 |
| 1982 | Jack Moore, Sr, G | 27 | 343 | 12.7 |
| 1981 | Andre Smith, Sr, C | 26 | 475 | 18.3 |
| 1980 | Andre Smith, Jr, C | 31 | 600 | 19.4 |
| 1979 | Andre Smith, So., C | 27 | 364 | 13.5 |
| 1978 | Carl McPipe, Jr, C | 29 | 445 | 15.3 |
| 1977 | Carl McPipe, So., C | 29 | 440 | 15.2 |
| 1976 | Jerry Fort, Sr, G | 27 | 513 | 19.0 |
| 1975 | Jerry Fort, Jr, G | 26 | 525 | 20.2 |
| 1974 | Jerry Fort, So., G | 26 | 468 | 18.0 |
| 1973 | Jerry Fort, Fr, G | 26 | 376 | 14.5 |
| 1972 | Chuck Jura, Sr, C | 26 | 551 | 21.2 |
| 1971 | Marvin Stewart, Sr, G | 26 | 556 | 21.4 |
| 1970 | Tom Scantlebury, Jr, G | 25 | 361 | 14.4 |
| 1969 | Marvin Stewart, So., G | 26 | 381 | 14.6 |
| 1968 | Stuart Lantz, Sr, G | 25 | 482 | 19.3 |
| 1967 | Stuart Lantz, Jr, G | 25 | 481 | 19.2 |
| 1966 | Tom Baack, So., F | 25 | 386 | 15.4 |
| 1965 | Fred Hare, So., F | 25 | 380 | 15.2 |
| 1964 | Charlie Jones, F | 25 | 322 | 12.9 |
| 1963 | Daryl Petsch, G | 25 | 369 | 14.8 |
| 1962 | Tom Russell, Sr, F/C | 25 | 412 | 16.5 |
| 1961 | Tom Russell, Jr, F/C | 24 | 300 | 12.5 |
| 1960 | Herschell Turner, G | 24 | 382 | 15.9 |
| 1959 | Herschell Turner, G | 25 | 428 | 17.1 |
| 1958 | Wilson Fitzpatrick, G | 23 | 264 | 11.5 |
| | Gary Reimers, G | 23 | 264 | 11.5 |
| 1957 | Rex Ekwall, F | 23 | 307 | 13.3 |
| 1956 | Rex Ekwall, F | 21 | 312 | 14.9 |
| 1955 | Willard Fagler, C | 21 | 285 | 13.6 |
| 1954 | Bill Johnson, C | 21 | 382 | 18.2 |
| 1953 | Bill Johnson, C | 20 | 277 | 13.9 |
| 1952 | Jim Buchanan, G | 24 | 400 | 16.7 |
| 1951 | Bob Pierce, C | 23 | 384 | 16.7 |
| 1950 | Bus Whitehead, C | 23 | 360 | 15.7 |
| 1949 | Claude Retherford, G | 26 | 311 | 12.0 |
| 1948 | Claude Retherford, G | 24 | 259 | 10.8 |

FIELD GOAL PERCENTAGE

| Year | Leader* | G | FG-FGA | Pct. |
|------|---------------------------|----|---------|------|
| 2022 | Derrick Walker Jr., Jr, F | 32 | 129-189 | .683 |
| 2021 | Teddy Allen, Jr, G | 22 | 131-292 | .449 |
| 2020 | Haanif Cheatham, Sr, G | 32 | 152-327 | .465 |
| 2019 | Isaiah Roby, Jr, F | 35 | 148-325 | .454 |
| 2018 | Isaiah Roby, So., F | 33 | 95-168 | .565 |
| 2017 | Ed Morrow Jr., So., F | 24 | 92-179 | .514 |
| 2016 | Andrew White III, Jr, G | 34 | 195-405 | .481 |
| 2015 | Shavon Shields, Jr, F | 31 | 161-366 | .440 |
| 2014 | Walter Pitchford, So., F | 32 | 107-226 | .473 |
| 2013 | Brandon Ubel, Sr, F | 31 | 129-269 | .480 |
| 2012 | Caleb Walker, Sr, G | 30 | 78-172 | .453 |
| 2011 | Jorge Brian Diaz, So., C | 32 | 150-279 | .538 |
| 2010 | Jorge Brian Diaz, Fr, C | 33 | 133-255 | .522 |
| 2009 | Ade Dagunduro, Sr, G | 31 | 143-275 | .520 |
| 2008 | Aleks Maric, Sr, C | 33 | 191-332 | .575 |
| 2007 | Aleks Maric, Jr, C | 30 | 203-359 | .565 |
| 2006 | Jason Dourisseau, Sr, G | 33 | 127-266 | .477 |
| 2005 | John Turek, Sr, F | 28 | 88-170 | .518 |
| 2004 | Nate Johnson, Sr, G | 30 | 127-271 | .469 |
| 2003 | Corey Simms, So., G | 29 | 77-167 | .461 |
| 2002 | Cary Cochran, Sr, G | 28 | 116-277 | .419 |
| 2001 | Kimani Ffriend, Sr, C | 28 | 144-231 | .623 |
| 2000 | Kimani Ffriend, Jr, C | 30 | 123-229 | .537 |
| 1999 | Larry Florence, Jr, F | 33 | 133-262 | .508 |
| 1998 | Venson Hamilton, Jr, C | 32 | 139-269 | .517 |
| 1997 | Mikki Moore, Sr, C | 33 | 144-247 | .583 |
| 1996 | Mikki Moore, Jr, C | 35 | 118-202 | .584 |
| 1995 | Terrance Badgett, Jr, F | 32 | 106-212 | .500 |
| 1994 | Bruce Chubick, Sr, F | 31 | 121-215 | .563 |
| 1993 | Bruce Chubick, Jr, F | 31 | 90-173 | .520 |
| 1992 | Dapreis Owens, Sr, F | 29 | 116-213 | .545 |
| 1991 | Rich King, Sr, C | 34 | 202-352 | .574 |
| 1990 | Rich King, Jr, C | 28 | 170-305 | .557 |
| 1989 | R. van Poelgeest, Jr, C | 29 | 103-177 | .582 |
| 1988 | Pete Manning, Jr, F | 31 | 111-188 | .590 |
| 1987 | Derrick Vick, Jr, F | 32 | 131-240 | .546 |
| 1986 | Bernard Day, Jr, F | 30 | 158-280 | .564 |
| 1985 | Dave Hoppen, Jr, C | 30 | 270-418 | .646 |
| 1984 | Dave Hoppen, So., C | 30 | 220-367 | .599 |
| 1983 | Greg Downing, Sr, G/F | 31 | 101-174 | .580 |
| 1982 | Ray Collins, Sr, G/F | 28 | 111-221 | .502 |
| 1981 | Andre Smith, Sr, C | 26 | 185-314 | .589 |
| 1980 | Andre Smith, Jr, C | 31 | 237-388 | .611 |
| 1979 | Andre Smith, So., C | 27 | 146-256 | .570 |
| 1978 | Andre Smith, Fr, C | 27 | 105-190 | .553 |
| 1977 | Carl McPipe, Jr, C | 29 | 183-376 | .487 |
| 1976 | Larry Cox, Sr, C | 27 | 133-198 | .672 |
| 1975 | Larry Cox, Jr, C | 26 | 72-151 | .589 |
| 1974 | Tom Novak, Sr, G | 22 | 62-140 | .443 |
| 1973 | Brendy Lee, Jr, C/F | 26 | 88-192 | .458 |
| 1972 | Chuck Jura, Sr, C | 26 | 111-181 | .613 |
| 1971 | Chuck Jura, Jr, C | 26 | 181-306 | .592 |
| 1970 | Sam Martin, Sr, C | 22 | 58-116 | .500 |
| 1969 | Leroy Chalk, So., C | 26 | 98-182 | .538 |
| 1968 | Stuart Lantz, Sr, G | 25 | 173-349 | .496 |
| 1967 | Stuart Lantz, Jr, G | 25 | 190-368 | .516 |
| 1966 | Grant Simmons, So., G | 25 | 131-267 | .491 |
| 1965 | Willie Campbell, G | 18 | 47-111 | .423 |
| 1964 | Charlie Jones, F | 25 | 143-320 | .447 |
| 1963 | Ivan Grupe, F | 25 | 100-210 | .476 |
| 1962 | Tom Russell, F/C | 25 | 136-243 | .560 |
| 1961 | Tom Russell, F/C | 24 | 97-201 | .483 |
| 1960 | Herschell Turner, G | 24 | 143-326 | .439 |
| 1959 | Wayne Hester, G | 25 | 68-147 | .463 |
| 1958 | Gary Reimers, G | 23 | 84-203 | .414 |
| 1957 | Gary Reimers, G | 23 | 106-229 | .463 |
| 1956 | Rex Ekwall, F | 21 | 102-237 | .430 |
| 1955 | Rex Ekwall, F | 21 | 88-194 | .454 |
| 1954 | Bill Johnson, C | 21 | 130-301 | .432 |
| 1953 | Bill Johnson, C | 20 | 80-199 | .422 |
| 1952 | Jim Buchanan, G | 24 | 173-484 | .357 |
| 1951 | Bob Pierce, C | 23 | 131-327 | .401 |
| 1950 | Jim Buchanan, G | 23 | 58-159 | .365 |
| 1949 | Bus Whitehead, C | 26 | 99-284 | .349 |
| 1948 | Rodney Cox, F | 24 | 62-180 | .344 |

*Minimum of 5 att. per game while playing in 75 percent of team's games.

REBOUNDS

| Year | Leader | G | Reb. | RPG |
|------|---------------------------|-----|------|------|
| 2022 | Derrick Walker Jr., Jr, F | 32 | 193 | 6.0 |
| 2021 | Dalano Banton, So., G | 27 | 159 | 5.9 |
| 2020 | Yvan Ouedraogo, Fr, F | 32 | 203 | 6.3 |
| 2019 | Isaiah Roby, Jr, F | 35 | 242 | 6.9 |
| 2018 | Isaiah Roby, So., F | 32 | 200 | 6.3 |
| 2017 | Ed Morrow Jr., So., F | 24 | 180 | 7.5 |
| 2016 | Andrew White III, Jr, G | 34 | 199 | 5.9 |
| 2015 | Shavon Shields, Jr, F | 31 | 186 | 6.0 |
| 2014 | Shavon Shields, So., G/F | 32 | 184 | 5.8 |
| 2013 | Brandon Ubel, Sr, F | 31 | 209 | 6.7 |
| 2012 | Brandon Ubel, Jr, F | 30 | 160 | 5.3 |
| 2011 | Caleb Walker, Jr, G | 32 | 145 | 4.5 |
| 2010 | Ryan Anderson, Sr, G | 31 | 164 | 5.3 |
| 2009 | Ade Dagunduro, Sr, G | 31 | 135 | 4.4 |
| 2008 | Aleks Maric, Sr, C | 33 | 335 | 10.2 |
| 2007 | Aleks Maric, Jr, C | 30 | 260 | 8.7 |
| 2006 | Aleks Maric, So., C | 31 | 251 | 8.1 |
| 2005 | Aleks Maric, Fr, C | 27 | 169 | 6.3 |
| 2004 | John Turek, Jr, F | 31 | 182 | 5.9 |
| 2003 | Andrew Drevo, Jr, F | 29 | 212 | 7.3 |
| 2002 | John Turek, Fr, F | 26 | 162 | 6.2 |
| 2001 | Kimani Ffriend, Sr, C | 28 | 229 | 8.2 |
| 2000 | Kimani Ffriend, Jr, C | 30 | 263 | 8.8 |
| 1999 | Venson Hamilton, Sr, C | 33 | 335 | 10.2 |
| 1998 | Venson Hamilton, Jr, C | 32 | 315 | 9.8 |
| 1997 | Venson Hamilton, So., C | 32 | 269 | 8.4 |
| 1996 | Bernard Garner, Jr, F | 35 | 222 | 6.3 |
| 1995 | Mikki Moore, So., C | 32 | 198 | 6.2 |
| 1994 | Bruce Chubick, Sr, F | 31 | 219 | 7.3 |
| 1993 | Derrick Chandler, Sr, C | 31 | 252 | 8.1 |
| 1992 | Derrick Chandler, Jr, C | 29 | 238 | 8.2 |
| 1991 | Rich King, Sr, C | 34 | 274 | 8.1 |
| 1990 | Rich King, Jr, C | 28 | 208 | 7.4 |
| 1989 | Pete Manning, Sr, F/C | 33 | 201 | 6.1 |
| 1988 | Derrick Vick, Sr, F | 31 | 162 | 5.2 |
| 1987 | Bill Jackman, Sr, F | 33 | 213 | 6.5 |
| 1986 | Bernard Day, Jr, F | 30 | 198 | 6.6 |
| 1985 | Dave Hoppen, Jr, C | 30 | 258 | 8.6 |
| 1984 | Dave Hoppen, So., C | 30 | 207 | 6.9 |
| 1983 | Claude Renfro, Sr, F | 32 | 175 | 5.5 |
| 1982 | Jerry Shoecraft, Sr, F | 28 | 122 | 4.4 |
| 1981 | Andre Smith, Sr, C | 26 | 172 | 6.6 |
| 1980 | Andre Smith, Jr, C | 31 | 251 | 8.1 |
| 1979 | Carl McPipe, Sr, C | 26 | 196 | 7.5 |
| 1978 | Carl McPipe, Jr, C | 29 | 228 | 7.9 |
| 1977 | Carl McPipe, So., C | 29 | 241 | 8.3 |
| 1976 | Larry Cox, Sr, C | 27 | 166 | 6.1 |
| 1975 | Bob Siegel, So., F | 26 | 227 | 8.7 |
| 1974 | Brendy Lee, Sr, F/C | 26 | 197 | 7.6 |
| 1973 | Brendy Lee, Sr, F/C | 26 | 185 | 7.1 |
| 1972 | Chuck Jura, Sr, C | 26 | 305 | 11.7 |
| 1971 | Leroy Chalk, Sr, C | 26 | 290 | 11.2 |
| 1970 | Leroy Chalk, Jr, C | 24 | 235 | 9.4 |
| 1969 | Leroy Chalk, So., C | 26 | 257 | 9.9 |
| 1968 | Stuart Lantz, Sr, G | 25 | 179 | 7.2 |
| 1967 | Stuart Lantz, Jr, G | 25 | 193 | 7.7 |
| 1966 | Stuart Lantz, So., G | 25 | 199 | 8.0 |
| 1965 | Fred Hare, So., F | 25 | 185 | 7.4 |
| 1964 | Charlie Jones, F | 25 | 171 | 6.8 |
| 1963 | Charlie Jones, F | 25 | 204 | 8.2 |
| 1962 | Tom Russell, Sr, F/C | 25 | 200 | 8.0 |
| 1961 | Tom Russell, Jr, F/C | 24 | 232 | 9.7 |
| 1960 | Herschell Turner, G | 24 | 193 | 8.0 |
| 1959 | Herschell Turner, G | 25 | 244 | 9.8 |
| 1958 | Herschell Turner, G | 23 | 189 | 8.2 |
| 1957 | Rex Ekwall, F | 23 | 214 | 9.3 |
| 1956 | Rex Ekwall, F | 21 | 224 | 10.7 |
| 1955 | Rex Ekwall, F | 21 | 241 | 11.5 |
| 1954 | Bill Johnson, C | 21 | 236 | 11.2 |
| 1953 | Bill Johnson, C | 20 | 188 | 9.4 |
| 1952 | Bill Johnson, C | 19* | 145 | 7.6 |

*Rebounding statistics missing for five games in 1952, and not available for seasons prior to 1952.

FREE THROW PERCENTAGE

| Year | Leader* | G | FT-FTA | Pct. |
|------|--------------------------|----|---------|------|
| 2022 | Bryce McGowens, Fr, G | 31 | 162-195 | .831 |
| 2021 | Shamiel Stevenson, Jr, F | 26 | 47-65 | .723 |
| 2020 | Haanif Cheatham, Sr, G | 32 | 83-124 | .669 |
| 2019 | James Palmer Jr, Sr, G | 36 | 215-282 | .762 |
| 2018 | Glynn Watson Jr, Jr, G | 33 | 71-91 | .780 |
| 2017 | Glynn Watson Jr, So., G | 21 | 68-84 | .810 |
| 2016 | Andrew White III, Jr, G | 34 | 86-111 | .775 |
| 2015 | Shavon Shields, Jr, F | 32 | | |

2022-23 NEBRASKA BASKETBALL

STATISTICAL LEADERS (SINCE 1947)

| | | | | |
|------|---------------|----|--------|------|
| 1948 | Bob Gates | 23 | 37-49 | .755 |
| 1947 | Bus Whitehead | 26 | 75-108 | .694 |
| 1946 | Rodney Cox | 24 | 38-57 | .667 |

*Minimum of 2 att. per game while playing in 75 percent of team's games. #Led nation in free throw percentage.

3-POINT PERCENTAGE

| Year | Leader* | G | 3FG-Att. | Pct. |
|------|-------------------------------|----|----------|------|
| 2022 | C.J. Wilcher, Fr., G | 32 | 52-128 | .406 |
| 2021 | Kobe Webster, Sr., G | 27 | 46-121 | .380 |
| 2020 | Thorir Thorbjarnarson, Jr., G | 32 | 48-129 | .372 |
| 2019 | Glynn Watson Jr., Sr., G | 36 | 82-214 | .383 |
| 2018 | Anton Gill, Sr., G | 31 | 54-143 | .378 |
| 2017 | Glynn Watson Jr., So., G | 31 | 48-121 | .397 |
| 2016 | Andrew White III, Jr., G | 34 | 87-211 | .412 |
| 2015 | Terran Petteway, Jr., G | 32 | 68-217 | .313 |
| 2014 | Walter Pitchford, So., F | 32 | 48-117 | .410 |
| 2013 | Dylan Talley, Sr., G | 33 | 51-149 | .342 |
| 2012 | Dylan Talley, Jr., G | 25 | 38-103 | .369 |
| 2011 | Toney McCray, Jr., G | 32 | 35-96 | .407 |
| 2010 | Eshaunte Jones, Fr., G | 29 | 40-92 | .435 |
| 2009 | Paul Velander, Sr., G | 31 | 60-150 | .400 |
| 2008 | Paul Velander, Jr., G | 31 | 36-94 | .383 |
| 2007 | Jay-R Strowbridge, Fr., G | 29 | 25-54 | .463 |
| 2006 | Wes Wilkinson, Sr., F | 32 | 62-148 | .419 |
| 2005 | Joe McCray, Fr., G | 28 | 80-226 | .354 |
| 2004 | Brian Conklin, Sr., F | 31 | 66-118 | .559 |
| 2003 | Andrew Drevo, Jr., F | 29 | 48-149 | .322 |
| 2002 | Brian Conklin, So., F | 28 | 65-150 | .433 |
| 2001 | Cary Cochran, Jr., G | 30 | 78-165 | .473 |
| 2000 | Cary Cochran, So., G | 29 | 62-160 | .388 |
| 1999 | Cary Cochran, Fr., G | 32 | 39-98 | .398 |
| 1998 | Tyronn Lue, Jr., G | 32 | 78-209 | .373 |
| 1997 | Cookie Belcher, Fr., G | 33 | 30-76 | .395 |
| 1996 | Jaron Boone, Sr., G | 34 | 59-167 | .353 |
| 1995 | Jaron Boone, Jr., G | 32 | 70-182 | .385 |
| 1994 | Jaron Boone, So., G | 30 | 35-95 | .368 |
| 1993 | Eric Piatkowski, Jr., F | 30 | 48-129 | .372 |
| 1992 | Jamar Johnson, So., G | 28 | 39-95 | .411 |
| 1991 | Clifford Scales, Sr., G | 34 | 26-57 | .456 |
| 1990 | Chris Cresswell, Sr., G | 26 | 37-97 | .381 |
| 1989 | Ray Richardson, Jr., G/F | 32 | 57-145 | .393 |
| 1988 | Beau Reid, Fr., F | 28 | 26-67 | .388 |
| 1987 | Henry T. Buchanan, Jr., G | 33 | 28-62 | .452 |

*Minimum of 1.5 att. per game while playing in 75 percent of team's games.

ASSISTS

| Year | Leader | G | No. | Avg. |
|------|--------------------------------|----|-----|------|
| 2022 | Alonzo Verge Jr., Sr., G | 31 | 169 | 5.5 |
| 2021 | Dalano Banton, So., G | 27 | 105 | 3.9 |
| 2020 | Cam Mack, So., G | 28 | 179 | 6.4 |
| 2019 | Glynn Watson Jr., Sr., G | 36 | 112 | 3.1 |
| 2018 | Glynn Watson Jr., Jr., G | 33 | 106 | 3.2 |
| 2017 | Tai Webster, Sr., G | 31 | 124 | 4.0 |
| 2016 | Shavon Shields, Sr., F | 30 | 80 | 2.7 |
| 2015 | Terran Petteway, Jr., G | 31 | 87 | 2.7 |
| 2014 | Tai Webster, Fr., G | 32 | 63 | 2.0 |
| 2013 | Dylan Talley, Sr., G | 33 | 81 | 2.5 |
| 2012 | Bo Spencer, Sr., G | 30 | 98 | 3.8 |
| 2011 | Brandon Richardson, Sr., G | 30 | 98 | 3.8 |
| 2010 | Lance Jeter, Sr., G | 33 | 145 | 4.5 |
| 2009 | Lance Jeter, Jr., G | 33 | 134 | 4.1 |
| 2008 | Cookie Miller, So., G | 30 | 109 | 3.6 |
| 2007 | Cookie Miller, Fr., G | 30 | 109 | 3.6 |
| 2006 | Charles Richardson Jr., Sr., G | 31 | 179 | 5.8 |
| 2005 | Charles Richardson Jr., Jr., G | 30 | 100 | 3.3 |
| 2004 | Marcus Neal Jr., Sr., G | 28 | 93 | 3.3 |
| 2003 | Charles Richardson Jr., Fr., G | 31 | 66 | 2.1 |
| 2002 | Brennon Clemmons, Sr., G | 26 | 68 | 2.6 |
| 2001 | Jake Muhleisen, Fr., G | 28 | 105 | 3.8 |
| 2000 | Cookie Belcher, Sr., G | 30 | 131 | 4.4 |
| 1999 | Danny Walker, Jr., G | 29 | 97 | 3.3 |
| 1998 | Cookie Belcher, Jr., G | 32 | 138 | 4.3 |
| 1997 | Tyronn Lue, Jr., G | 32 | 152 | 4.8 |
| 1996 | Tyronn Lue, So., G | 32 | 136 | 4.3 |
| 1995 | Tyronn Lue, Fr., G | 35 | 144 | 4.1 |

| | | | | |
|------|--------------------------|----|-----|-----|
| 1995 | Erick Strickland, Jr., G | 31 | 133 | 4.3 |
| 1994 | Jamar Johnson, Sr., G | 28 | 123 | 4.4 |
| 1993 | Jamar Johnson, Jr., G | 28 | 102 | 3.3 |
| 1992 | Jamar Johnson, So., G | 28 | 130 | 4.6 |
| 1991 | Beau Reid, Sr., F | 34 | 130 | 3.8 |
| 1990 | Clifford Scales, Jr., G | 26 | 110 | 4.2 |
| 1989 | Eric Johnson, Sr., G | 32 | 135 | 4.2 |
| | Beau Reid, So., F | 32 | 135 | 4.2 |
| 1988 | Eric Johnson, Jr., G | 31 | 112 | 3.6 |
| 1987 | Brian Carr, Sr., G | 33 | 166 | 5.0 |
| 1986 | Brian Carr, Jr., G | 30 | 201 | 6.7 |
| 1985 | Brian Carr, So., G | 30 | 237 | 7.9 |
| 1984 | David Ponce, Sr., G | 30 | 124 | 4.1 |
| 1983 | Stan Cloudy, Jr., F | 28 | 106 | 3.3 |
| 1982 | Jack Moore, Sr., G | 27 | 109 | 4.0 |
| 1981 | Jack Moore, Jr., G | 27 | 108 | 4.0 |
| 1980 | Jack Moore, So., G | 31 | 145 | 4.7 |
| 1979 | Bob Moore, Sr., G | 27 | 81 | 3.0 |
| 1978 | Brian Banks, Jr., G | 30 | 96 | 3.2 |
| 1977 | Allen Holder, Sr., G/F | 29 | 119 | 4.1 |
| 1976 | Jerry Fort, Sr., G | 27 | 85 | 3.1 |
| 1975 | Steve Erwin, Sr., F | 26 | 85 | 3.3 |
| 1974 | Ricky Marsh, So., G | 26 | 77 | 3.0 |

BLOCKED SHOTS

| Year | Leader | G | No. | Avg. |
|------|----------------------------|----|-----|------|
| 2022 | Derrick Walker Jr., Jr., F | 32 | 29 | 0.9 |
| 2021 | Dalano Banton, So., G | 27 | 25 | 0.9 |
| 2020 | Dachon Burke Jr., Jr., G | 29 | 17 | 0.6 |
| 2019 | Isaiah Roby, Jr., F | 35 | 66 | 1.9 |
| 2018 | Isaiah Roby, So., F | 32 | 63 | 2.0 |
| 2017 | Ed Morrow Jr., So., F | 24 | 27 | 1.1 |
| 2016 | Michael Jacobson, Fr., F | 34 | 28 | 0.8 |
| 2015 | Terran Petteway, Jr., G | 31 | 27 | 0.9 |
| 2014 | Terran Petteway, So., G/F | 32 | 24 | 0.8 |
| 2013 | Andre Almeida, Sr., C | 29 | 32 | 1.1 |
| 2012 | Jorge Brian Diaz, Jr., C | 16 | 31 | 1.9 |
| 2011 | Andre Almeida, Jr., C | 30 | 39 | 1.3 |
| 2010 | Jorge Brian Diaz, Jr., C | 33 | 41 | 1.2 |
| 2009 | Toney McCray, Fr., G | 30 | 18 | 0.6 |
| 2008 | Aleks Maric, Sr., C | 33 | 57 | 1.7 |
| 2007 | Aleks Maric, Jr., C | 30 | 33 | 1.1 |
| 2006 | Wes Wilkinson, Sr., F | 32 | 61 | 1.9 |
| 2005 | John Turek, Sr., F | 28 | 35 | 1.3 |
| 2004 | John Turek, Jr., F | 31 | 37 | 1.2 |
| 2003 | John Turek, So., F | 30 | 52 | 1.7 |
| 2002 | John Turek, Fr., F | 26 | 39 | 1.4 |
| 2001 | Kimani Ffriend, Sr., C | 28 | 74 | 2.6 |
| 2000 | Kimani Ffriend, Jr., C | 30 | 85 | 2.8 |
| 1999 | Venson Hamilton, Sr., C | 33 | 80 | 2.4 |
| 1998 | Venson Hamilton, Jr., C | 32 | 66 | 2.1 |
| 1997 | Mikki Moore, Sr., C | 33 | 88 | 2.7 |
| 1996 | Mikki Moore, Jr., C | 35 | 71 | 2.1 |
| 1995 | Mikki Moore, So., C | 32 | 67 | 2.1 |
| 1994 | Terrance Badgett, So., F | 29 | 26 | 0.9 |
| 1993 | Derrick Chandler, Sr., C | 31 | 53 | 1.7 |
| 1992 | Derrick Chandler, Jr., C | 29 | 91 | 3.1 |
| 1991 | Rich King, Sr., C | 34 | 68 | 2.0 |
| 1990 | Rich King, Jr., C | 28 | 45 | 1.6 |
| 1989 | Rich King, So., C | 33 | 50 | 1.5 |
| 1988 | Derrick Vick, Sr., F | 31 | 21 | 0.7 |
| 1987 | Derrick Vick, Jr., F | 32 | 19 | 0.6 |
| 1986 | Dave Hoppen, Sr., C | 19 | 11 | 0.6 |
| 1985 | Ronnie Smith, Sr., C/F | 29 | 13 | 0.4 |
| | Dave Hoppen, Jr., C | 30 | 13 | 0.4 |
| 1984 | Dave Hoppen, So., C | 30 | 12 | 0.4 |
| 1983 | Dave Hoppen, Fr., C | 32 | 19 | 0.6 |
| 1982 | Lenard Johnson, Jr., F/C | 27 | 23 | 0.9 |
| 1981 | Andre Smith, Sr., C | 26 | 20 | 0.8 |
| 1980 | Greg Downing, Fr., G/F | 31 | 15 | 0.5 |
| 1979 | Carl McPipe, Sr., C | 26 | 30 | 1.2 |
| 1978 | Terry Novak, Sr., G/F | 30 | 18 | 0.6 |

STEALS

| Year | Leader | G | No. | Avg. |
|------|--------------------------|----|-----|------|
| 2022 | Alonzo Verge Jr., Sr., G | 31 | 50 | 1.6 |
| 2021 | Trey McGowens, Jr., G | 27 | 38 | 1.4 |

| | | | | |
|------|--------------------------------|----|-----|-----|
| 2020 | Dachon Burke Jr., Jr., G | 29 | 45 | 1.5 |
| 2019 | James Palmer Jr., Sr., G | 36 | 52 | 1.4 |
| 2018 | Glynn Watson Jr., Jr., G | 33 | 47 | 1.4 |
| 2017 | Glynn Watson Jr., So., G | 31 | 50 | 1.6 |
| 2016 | Tai Webster, Jr., G | 34 | 46 | 1.4 |
| 2015 | Benny Parker, Jr., G | 31 | 45 | 1.5 |
| 2014 | David Rivers, Jr., F | 25 | 25 | 1.0 |
| 2013 | Ray Gallegos, Jr., G | 33 | 46 | 1.4 |
| 2012 | Brandon Richardson, Sr., G | 30 | 54 | 1.8 |
| 2011 | Lance Jeter, Sr., G | 32 | 57 | 1.8 |
| 2010 | Ryan Anderson, Sr., G | 31 | 53 | 1.7 |
| 2009 | Cookie Miller, So., G | 30 | 45 | 1.5 |
| | Steve Harley, Sr., G | 31 | 45 | 1.5 |
| 2008 | Cookie Miller, Fr., G | 30 | 58 | 1.7 |
| 2007 | Charles Richardson Jr., Sr., G | 31 | 56 | 1.8 |
| 2006 | Charles Richardson Jr., Jr., G | 30 | 34 | 1.1 |
| 2005 | Joe McCray, Fr., G | 28 | 32 | 1.1 |
| 2004 | Jake Muhleisen, Jr., G | 31 | 36 | 1.2 |
| 2003 | Brennon Clemmons, Sr., G | 26 | 47 | 1.8 |
| | Brennon Clemmons, Jr., G | 28 | 48 | 1.7 |
| 2001 | Cookie Belcher, Sr., G | 30 | 82 | 2.7 |
| 2000 | Larry Florence, Sr., F | 30 | 44 | 1.5 |
| 1999 | Cookie Belcher, Jr., G | 32 | 102 | 3.2 |
| 1998 | Cookie Belcher, So., G | 32 | 75 | 2.3 |
| 1997 | Cookie Belcher, Fr., G | 33 | 87 | 2.6 |
| 1996 | Eric Strickland, Sr., G | 35 | 61 | 1.7 |
| 1995 | Eric Strickland, Jr., G | 31 | 89 | 2.9 |
| 1994 | Eric Strickland, So., G | 30 | 60 | 2.0 |
| 1993 | Jamar Johnson, Jr., G | 31 | 52 | 1.7 |
| | Jamar Johnson, So., G | 28 | 36 | 1.3 |
| 1992 | Eric Piatkowski, Sr., F | 34 | 64 | 1.9 |
| 1991 | Clifford Scales, Jr., G | 26 | 44 | 1.7 |
| 1989 | Eric Johnson, Sr., G | 32 | 68 | 2.1 |
| 1988 | Eric Johnson, Jr., G | 31 | 60 | 1.9 |
| 1987 | Brian Carr, Sr., G | 33 | 67 | 2.0 |
| 1986 | Brian Carr, Jr., G | 30 | 31 | 1.0 |
| 1985 | Curtis Moore, Sr., F | 30 | 45 | 1.5 |
| 1984 | David Ponce, Sr., G | 30 | 36 | 1.2 |
| 1983 | Greg Downing, Sr., G/F | 31 | 46 | 1.5 |
| 1982 | Ray Collins, Sr., G/F | 28 | 38 | 1.4 |
| 1981 | Jack Moore, Jr., G | 27 | 36 | 1.3 |
| 1980 | Jack Moore, So., G | 31 | 42 | 1.4 |
| 1979 | Brian Banks, Sr., G | 24 | 34 | 1.4 |
| 1978 | Brian Banks, Jr., G | 30 | 36 | 1.2 |

MINUTES PLAYED

| Year | Leader | G | Min. | Avg. |
|------|--------------------------------|----|-------|------|
| 2022 | Bryce McGowens, Fr., G | 31 | 1031 | 33.3 |
| 2021 | Trey McGowens, Jr., G | 27 | 766 | 28.4 |
| 2020 | Haanif Cheatham, Sr., G | 32 | 1030 | 32.2 |
| 2019 | James Palmer Jr., Sr., G | 36 | 1269 | 35.2 |
| 2018 | James Palmer Jr., Jr., G | 33 | 1024 | 31.0 |
| 2017 | Tai Webster, Sr., G | 31 | 1075 | 34.7 |
| 2016 | Shavon Shields, Sr., F | 30 | 921 | 30.7 |
| 2015 | Shavon Shields, Jr., F | 31 | 1095 | 35.3 |
| 2014 | Shavon Shields, So., F | 32 | 1042 | 32.6 |
| 2013 | Ray Gallegos, Jr., G | 33 | 1237 | 37.5 |
| 2012 | Bo Spencer, Sr., G | 30 | 976 | 32.5 |
| 2011 | Lance Jeter, Sr., G | 33 | 967 | 30.2 |
| 2010 | Lance Jeter, Jr., G | 33 | 1,024 | 31.0 |
| 2009 | Steve Harley, Sr., G | 31 | 937 | 30.2 |
| 2008 | Ryan Anderson, So., G | 33 | 980 | 29.7 |
| 2007 | Charles Richardson Jr., Sr., G | 31 | 1,125 | 36.3 |
| 2006 | Jason Dourisseau, Sr., G | 33 | 1,006 | 30.5 |
| 2005 | Joe McCray, Fr., G | 28 | 832 | 29.7 |
| 2004 | Jake Muhleisen, Jr., G | 31 | 827 | 26.7 |
| 2003 | Nate Johnson, Jr., G | 28 | 895 | 32.0 |
| 2002 | Jake Muhleisen, Fr., G | 28 | 821 | 29.3 |
| 2001 | Cookie Belcher, Sr., G | 30 | 1,024 | 34.1 |
| 2000 | Steffon Bradford, Jr., F | 30 | 904 | 30.1 |
| 1999 | Venson Hamilton, Sr., C | 33 | 1,074 | 32.5 |
| 1998 | Tyronn Lue, Jr., G | 32 | 1,149 | 35.9 |
| 1997 | Tyronn Lue, So., G | 32 | 1,150 | 35.9 |
| 1996 | Jaron Boone, Sr., G | 34 | 1,105 | 32.5 |
| 1995 | Jaron Boone, Jr., G | 32 | 1,043 | 32.6 |
| 1994 | Eric Piatkowski, Sr., F | 30 | 972 | 32.4 |
| 1993 | Eric Piatkowski, Jr., F | 30 | 892 | 29.7 |
| 1992 | Eric Piatkowski, So., F | 29 | 873 | 30.1 |
| 1991 | Clifford Scales, Sr., G | 34 | 982 | 28.9 |
| 1990 | Clifford Scales, Jr., G | 26 | 824 | 31.7 |
| 1989 | Eric Johnson, Sr., G | 32 | 996 | 31.1 |
| 1988 | Eric Johnson, Jr., G | 31 | 889 | 28.7 |
| 1987 | Brian Carr, Sr., G | 33 | 1,065 | 32.3 |
| 1986 | Brian Carr, Jr., G | 30 | 1,063 | 35.4 |
| 1985 | Dave Hoppen, Jr., C | 30 | 1,155 | 38.5 |
| 1984 | Dave Hoppen, So., C | 30 | 1,058 | 35.3 |
| 1983 | Stan Cloudy, Jr., F | 32 | 1,021 | 31.9 |
| 1982 | Jack Moore, Sr., G | 27 | 1,017 | 37.7 |
| 1981 | Jack Moore, Jr., G | 27 | 984 | 36.4 |
| 1980 | Jack Moore, So., G | 31 | 1,143 | 36.9 |
| 1979 | Bob Moore, Sr., G | 27 | 868 | 32.1 |



Shavon Shields led the Huskers in both scoring and assists during the 2015-16 season.



| Season | Won-Lost | FG-FGA | Pct. | FT-FTA | Pct. | Reb.-Avg. | Pts.-Avg. |
|--------|----------|-----------|----------|---------|-----------|------------|------------|
| 1948 | 11-13 | 494-1,717 | .288 | 356-613 | .581 | * | 1,344-56.0 |
| 1949 | 16-10 | 504-1,719 | .293 | 351-595 | .590 | * | 1,359-52.3 |
| 1950 | 16-7 | 490-1,506 | .325 | 369-598 | .617 | * | 1,349-58.7 |
| 1951 | 9-14 | 440-1,283 | .343 | 329-447 | .662 | * | 1,209-52.6 |
| 1952 | 7-17 | 569-1,661 | .343 | 357-603 | .592 | 888-37.0 | 1,495-62.3 |
| 1953 | 9-11 | 444-1,252 | .355 | 510-795 | .642 | 835-41.8 | 1,398-69.9 |
| 1954 | 8-13 | 503-1,336 | .376 | 463-772 | .600 | 747-35.6 | 1,469-70.0 |
| 1955 | 9-12 | 506-1,288 | .393 | 474-681 | .696 | 882-42.0 | 1,486-70.8 |
| 1956 | 7-16 | 490-1,421 | .345 | 452-715 | .632 | 770-33.5 | 1,432-62.3 |
| 1957 | 11-12 | 487-1,301 | .374 | 446-667 | .669 | 905-39.3 | 1,420-61.7 |
| 1958 | 10-13 | 470-1,255 | .375 | 387-637 | .608 | 892-38.8 | 1,327-57.7 |
| 1959 | 12-13 | 531-1,422 | .373 | 402-619 | .649 | 1,122-44.9 | 1,464-58.6 |
| 1960 | 7-17 | 561-1,559 | .360 | 370-573 | .646 | 1,170-48.8 | 1,492-62.7 |
| 1961 | 10-14 | 554-1,447 | .383 | 437-651 | .671 | 1,162-48.4 | 1,545-64.4 |
| 1962 | 9-16 | 575-1,470 | .391 | 389-592 | .657 | 1,128-45.1 | 1,539-61.6 |
| 1963 | 6-19 | 573-1,502 | .381 | 341-554 | .616 | 1,101-44.0 | 1,487-59.5 |
| 1964 | 8-17 | 645-1,676 | .385 | 289-521 | .555 | 1,063-42.5 | 1,579-63.2 |
| 1965 | 10-15 | 635-1,611 | .394 | 436-724 | .602 | 1,053-42.1 | 1,706-68.2 |
| 1966 | 20-5 | 739-1,708 | .433 | 450-650 | .692 | 1,061-42.4 | 1,928-77.2 |
| 1967 | 16-9 | 784-1,749 | .448 | 424-583 | .727 | 1,032-41.3 | 1,992-78.9 |
| 1968 | 15-10 | 725-1,612 | .450 | 504-659 | .765 (3) | 835-33.4 | 1,954-78.2 |
| 1969 | 12-14 | 690-1,587 | .435 | 527-739 | .713 | 908-34.9 | 1,908-73.4 |
| 1970 | 16-9 | 696-1,527 | .455 | 421-620 | .679 | 899-36.0 | 1,813-72.5 |
| 1971 | 18-8 | 753-1,490 | .505 (6) | 402-574 | .700 | 890-34.2 | 1,908-73.4 |
| 1972 | 14-12 | 734-1,509 | .486 | 367-579 | .634 | 1,022-39.3 | 1,835-70.6 |
| 1973 | 9-17 | 704-1,647 | .427 | 244-380 | .642 | 972-37.4 | 1,652-63.5 |
| 1974 | 14-12 | 725-1,730 | .419 | 291-443 | .657 | 1,121-43.1 | 1,741-67.0 |
| 1975 | 14-12 | 741-1,679 | .441 | 317-485 | .654 | 1,032-39.7 | 1,799-69.2 |
| 1976 | 19-8 | 715-1,637 | .465 | 385-532 | .724 | 890-33.0 | 1,815-67.2 |
| 1977 | 15-14 | 732-1,638 | .447 | 350-541 | .647 | 1,010-34.8 | 1,814-62.6 |
| 1978 | 22-8 | 829-1,696 | .489 | 374-551 | .679 | 963-32.1 | 2,032-67.7 |
| 1979 | 14-13 | 720-1,555 | .463 | 289-438 | .660 | 882-32.7 | 1,729-64.0 |
| 1980 | 18-13 | 812-1,600 | .508 | 507-677 | .749 (15) | 809-26.1 | 2,131-68.7 |
| 1981 | 15-12 | 666-1,360 | .490 | 380-507 | .750 (11) | 737-27.3 | 1,712-63.4 |
| 1982 | 16-12 | 679-1,441 | .471 | 409-552 | .741 (11) | 777-27.8 | 1,767-63.1 |
| 1983 | 22-10 | 855-1,667 | .513 | 478-696 | .687 | 979-30.6 | 2,188-68.4 |
| 1984 | 18-12 | 786-1,529 | .514 | 376-534 | .704 | 846-28.2 | 1,948-64.9 |
| 1985 | 16-14 | 873-1,706 | .512 | 409-568 | .720 | 913-30.4 | 2,155-71.8 |
| 1986 | 19-11 | 835-1,635 | .511 | 455-612 | .743 | 902-30.1 | 2,125-70.8 |

| Season | Won-Lost | FG-FGA | Pct. | 3FG-Att. | Pct. | FT-FTA | Pct. | Reb.-Avg. | Pts.-Avg. |
|--------|----------|-------------|-----------|----------|-----------|---------|----------|------------|----------------|
| 1987 | 21-12 | 904-1,933 | .468 | 120-325 | .369 | 544-778 | .699 | 1,119-33.9 | 2,472-74.9 |
| 1988 | 13-18 | 832-1,737 | .479 | 88-246 | .358 | 456-636 | .718 | 1,016-32.8 | 2,208-71.2 |
| 1989 | 17-16 | 936-1,991 | .470 | 122-335 | .364 | 541-808 | .670 | 1,292-39.2 | 2,535-76.8 |
| 1990 | 10-18 | 829-1,759 | .471 | 106-302 | .351 | 495-717 | .690 | 1,069-38.2 | 2,259-80.7 |
| 1991 | 26-8 | 1,081-2,185 | .495 | 125-358 | .349 | 690-981 | .703 | 1,454-42.8 | 2,977-87.6 |
| 1992 | 19-10 | 842-1,826 | .461 | 183-489 | .374 | 467-739 | .632 | 1,305-45.0 | 2,334-80.5 |
| 1993 | 20-11 | 908-1,975 | .460 | 158-468 | .338 | 523-765 | .684 | 1,283-41.4 | 2,497-80.5 |
| 1994 | 20-10 | 956-1,978 | .483 | 194-564 | .344 | 514-690 | .745 (9) | 1,201-40.0 | 2,620-87.3(11) |
| 1995 | 18-14 | 907-1,947 | .466 | 173-504 | .343 | 523-766 | .683 | 1,209-37.8 | 2,510-78.4 |
| 1996 | 21-14 | 1,007-2,089 | .482 | 176-494 | .356 | 618-897 | .689 | 1,353-38.7 | 2,808-80.2 |
| 1997 | 18-15 | 895-1,927 | .464 | 113-349 | .324 | 504-752 | .670 | 1,295-39.2 | 2,407-72.9 |
| 1998 | 20-12 | 867-1,938 | .447 | 150-436 | .344 | 406-649 | .626 | 1,263-39.5 | 2,290-71.6 |
| 1999 | 20-13 | 799-1,764 | .453 | 113-365 | .310 | 466-716 | .651 | 1,169-35.4 | 2,177-66.0 |
| 2000 | 11-19 | 737-1,729 | .426 | 144-434 | .332 | 432-700 | .617 | 1,217-40.6 | 2,050-68.3 |
| 2001 | 14-16 | 755-1,591 | .487 (11) | 184-480 | .383 | 400-670 | .597 | 1,075-35.8 | 2,134-71.1 |
| 2002 | 13-15 | 656-1,668 | .393 | 267-729# | .366 | 375-555 | .676 | 998-35.6 | 1,954-69.8 |
| 2003 | 11-19 | 686-1,724 | .398 | 139-504 | .276 | 389-599 | .649 | 1,114-38.1 | 1,900-63.3 |
| 2004 | 18-13 | 765-1,641 | .466 | 210-540 | .389 (19) | 444-618 | .718 | 1,120-36.1 | 2,184-70.5 |
| 2005 | 14-14 | 661-1,556 | .425 | 174-550 | .316 | 409-620 | .660 | 1,072-38.3 | 1,905-68.0 |
| 2006 | 19-14 | 736-1,796 | .410 | 221-637 | .347 | 508-758 | .670 | 1,277-38.7 | 2,201-66.7 |
| 2007 | 17-14 | 700-1,537 | .455 | 244-650 | .375 | 428-600 | .713 | 928-29.9 | 2,072-66.8 |
| 2008 | 20-13 | 790-1,729 | .457 | 190-555 | .342 | 444-667 | .666 | 1,131-34.3 | 2,214-67.1 |
| 2009 | 18-13 | 686-1,571 | .437 | 206-571 | .361 | 421-600 | .702 | 861-27.8 | 1,999-64.5 |
| 2010 | 15-18 | 768-1,745 | .440 | 217-547 | .397 (15) | 441-654 | .674 | 1,069-32.4 | 2,194-66.5 |
| 2011 | 19-13 | 773-1,677 | .461 | 164-522 | .314 | 414-590 | .702 | 1,131-35.3 | 2,124-66.4 |
| 2012 | 12-18 | 649-1,521 | .427 | 194-599 | .324 | 335-437 | .767 (7) | 901-30.0 | 1,827-60.9 |
| 2013 | 15-18 | 708-1,741 | .407 | 165-537 | .307 | 342-494 | .692 | 1,041-31.5 | 1,923-58.3 |
| 2014 | 19-13 | 719-1,684 | .427 | 188-564 | .333 | 511-713 | .717 | 1,059-33.1 | 2,137-66.8 |
| 2015 | 13-18 | 664-1,613 | .412 | 161-566 | .284 | 416-588 | .707 | 1,022-33.0 | 1,905-61.5 |
| 2016 | 16-18 | 883-1,976 | .447 | 220-634 | .347 | 470-644 | .730 | 1,198-35.2 | 2,456-72.2 |
| 2017 | 12-19 | 793-1,906 | .416 | 179-560 | .320 | 403-568 | .710 | 1,187-38.3 | 2,168-69.9 |
| 2018 | 22-11 | 820-1,906 | .430 | 232-670 | .346 | 514-716 | .718 | 1,191-36.1 | 2,386-72.3 |
| 2019 | 19-17 | 916-2,133 | .429 | 270-800 | .338 | 484-694 | .697 | 1,277-35.5 | 2,586-71.8 |
| 2020 | 7-25 | 815-2,011 | .405 | 253-796 | .318 | 352-584 | .603 | 1,138-35.6 | 2,235-69.8 |
| 2021 | 7-20 | 671-1,604 | .418 | 228-684 | .333 | 319-499 | .639 | 977-36.2 | 1,889-70.0 |
| 2022 | 10-22 | 832-1,875 | .444 | 224-701 | .320 | 457-625 | .731 | 1,059-33.1 | 2,375-73.3 |

*Rebounding statistics unavailable prior to 1952 and for five games in 1952. #Third nationally in 3-pointers made per game. Note: National top-25 rank, if any, indicated in ().



2022-23 NEBRASKA BASKETBALL

OPPONENT YEAR-BY-YEAR TOTALS

| Season | Games | FG-FGA | Pct. | FT-FTA | Pct. | Reb.-Avg. | Pts.-Avg. |
|--------|-------|-----------|------|---------|------|------------|-----------------|
| 1948 | 24 | 503* | * | 350-588 | .627 | * | 1,356-56.5 |
| 1949 | 26 | 487* | * | 348-600 | .580 | * | 1,322-50.8 |
| 1950 | 23 | 437* | * | 359-586 | .613 | * | 1,233-53.6 |
| 1951 | 23 | 531-1,462 | .363 | 283-445 | .636 | * | 1,345-58.5 |
| 1952 | 24 | * | * | * | * | * | 1,580-65.8 |
| 1953 | 20 | 487-1,409 | .346 | 458-707 | .648 | 790-39.5 | 1,432-71.6 |
| 1954 | 21 | 546-1,407 | .388 | 461-721 | .639 | 707-33.7 | 1,553-74.0 |
| 1955 | 21 | 497-1,451 | .343 | 514-748 | .687 | 940-44.8 | 1,508-71.8 |
| 1956 | 23 | 574-1,626 | .353 | 491-712 | .690 | 1,019-44.3 | 1,639-71.3 |
| 1957 | 23 | 513-1,475 | .348 | 493-754 | .654 | 1,010-43.9 | 1,519-66.0 |
| 1958 | 23 | 567-1,526 | .372 | 344-539 | .638 | 985-42.8 | 1,478-64.3 |
| 1959 | 25 | 565-1,538 | .367 | 374-559 | .669 | 1,135-45.4 | 1,504-60.2 |
| 1960 | 24 | 545-1,476 | .369 | 426-655 | .650 | 1,191-49.6 | 1,516-63.2 |
| 1961 | 24 | 595-1,621 | .367 | 381-571 | .667 | 1,161-48.4 | 1,571-65.5 |
| 1962 | 25 | 656-1,584 | .414 | 364-518 | .703 | 1,052-42.1 | 1,676-67.0 |
| 1963 | 25 | 622-1,457 | .427 | 441-639 | .690 | 1,062-42.5 | 1,685-67.4 |
| 1964 | 25 | 661-1,633 | .405 | 478-698 | .685 | 1,097-43.9 | 1,800-72.0 |
| 1965 | 25 | 676-1,631 | .414 | 486-714 | .681 | 946-37.8 | 1,838-73.5 |
| 1966 | 25 | 718-1,666 | .431 | 367-575 | .638 | 987-39.5 | 1,803-72.1 |
| 1967 | 25 | 730-1,635 | .446 | 480-691 | .695 | 992-39.7 | 1,940-77.6 |
| 1968 | 25 | 750-1,526 | .491 | 370-550 | .673 | 799-32.0 | 1,870-74.8 |
| 1969 | 26 | 736-1,639 | .449 | 451-656 | .688 | 886-34.1 | 1,923-74.0 |
| 1970 | 25 | 674-1,457 | .462 | 456-675 | .676 | 839-33.6 | 1,804-72.1 |
| 1971 | 26 | 689-1,483 | .465 | 384-600 | .640 | 906-34.8 | 1,762-67.7 (15) |
| 1972 | 26 | 654-1,519 | .431 | 451-657 | .686 | 973-37.4 | 1,759-67.7 |
| 1973 | 26 | 767-1,706 | .450 | 275-423 | .650 | 1,194-45.9 | 1,809-69.2 |
| 1974 | 26 | 716-1,729 | .414 | 301-448 | .672 | 1,084-41.7 | 1,733-66.7 |
| 1975 | 26 | 716-1,598 | .448 | 365-525 | .695 | 1,121-43.1 | 1,797-69.1 |
| 1976 | 27 | 674-1,447 | .468 | 347-518 | .670 | 907-33.6 | 1,695-62.8 (8) |
| 1977 | 29 | 694-1,572 | .441 | 383-547 | .700 | 1,049-36.2 | 1,771-61.1 (6) |
| 1978 | 30 | 735-1,546 | .475 | 418-608 | .688 | 967-32.2 | 1,888-62.9 (8) |
| 1979 | 27 | 646-1,333 | .485 | 391-552 | .708 | 931-34.5 | 1,683-62.3 (9) |
| 1980 | 31 | 856-1,644 | .521 | 389-519 | .750 | 952-30.7 | 2,101-67.8 |
| 1981 | 27 | 631-1,265 | .499 | 350-473 | .739 | 753-29.0 | 1,612-62.0 (14) |
| 1982 | 28 | 607-1,351 | .449 | 335-474 | .707 | 883-31.5 | 1,549-55.3 (10) |
| 1983 | 32 | 766-1,606 | .477 | 418-609 | .686 | 963-30.1 | 1,950-60.9 |
| 1984 | 30 | 723-1,452 | .498 | 403-565 | .713 | 821-27.4 | 1,849-61.6 |
| 1985 | 30 | 834-1,652 | .505 | 401-574 | .699 | 935-31.2 | 2,069-69.0 |
| 1986 | 30 | 822-1,669 | .493 | 356-537 | .663 | 923-30.8 | 2,000-66.7 |

| Season | Games | FG-FGA | Pct. | 3FG-Att. | Pct. | FT-FTA | Pct. | Reb.-Avg. | Pts.-Avg. |
|--------|-------|-----------|-----------|----------|------|---------|------|------------|-----------------|
| 1987 | 33 | 887-1,888 | .470 | 143-338 | .423 | 537-773 | .695 | 1,201-36.4 | 2,454-74.4 |
| 1988 | 31 | 803-1,684 | .477 | 120-317 | .379 | 602-844 | .713 | 1,018-32.8 | 2,328-75.1 |
| 1989 | 33 | 916-2,011 | .455 | 160-420 | .381 | 586-880 | .666 | 1,204-36.5 | 2,578-78.1 |
| 1990 | 28 | 863-1,817 | .475 | 168-417 | .403 | 516-715 | .722 | 1,065-38.0 | 2,410-86.1 |
| 1991 | 34 | 950-2,173 | .437 | 209-605 | .345 | 563-891 | .632 | 1,230-36.2 | 2,672-78.6 |
| 1992 | 29 | 846-2,016 | .429 | 178-544 | .327 | 345-563 | .613 | 1,118-38.6 | 2,215-76.4 |
| 1993 | 31 | 827-1,923 | .430 | 154-508 | .303 | 538-833 | .646 | 1,175-37.9 | 2,346-75.7 |
| 1994 | 30 | 850-1,951 | .436 | 196-599 | .327 | 523-791 | .661 | 1,165-38.8 | 2,419-80.6 |
| 1995 | 32 | 831-1,997 | .416 | 230-652 | .353 | 475-707 | .672 | 1,272-39.8 | 2,367-74.0 |
| 1996 | 35 | 900-2,174 | .414 | 212-613 | .346 | 631-956 | .660 | 1,319-37.7 | 2,643-75.5 |
| 1997 | 33 | 791-1,928 | .410 | 185-519 | .356 | 589-864 | .682 | 1,162-35.2 | 2,356-71.4 |
| 1998 | 32 | 774-1,935 | .400 | 202-635 | .318 | 442-671 | .659 | 1,222-38.2 | 2,192-68.5 |
| 1999 | 33 | 752-1,809 | .416 | 207-609 | .340 | 410-639 | .642 | 1,139-34.5 | 2,121-64.3 |
| 2000 | 30 | 797-1,888 | .422 | 228-661 | .345 | 398-609 | .654 | 1,113-37.1 | 2,220-74.0 |
| 2001 | 30 | 742-1,720 | .431 | 184-543 | .339 | 418-594 | .704 | 980-32.7 | 2,086-69.5 |
| 2002 | 28 | 706-1,631 | .433 | 213-610 | .349 | 355-510 | .696 | 1,135-40.5 | 1,980-70.7 |
| 2003 | 30 | 724-1,776 | .408 | 193-639 | .302 | 413-585 | .706 | 1,172-39.1 | 2,054-68.5 |
| 2004 | 31 | 685-1,711 | .400 (20) | 180-551 | .327 | 399-583 | .684 | 995-32.1 | 1,949-62.9 |
| 2005 | 28 | 618-1,493 | .414 | 169-520 | .325 | 385-567 | .679 | 926-33.1 | 1,790-63.9 |
| 2006 | 33 | 793-1,928 | .411 | 252-693 | .364 | 342-522 | .655 | 1,159-35.1 | 2,180-66.1 |
| 2007 | 31 | 686-1,593 | .431 | 236-624 | .378 | 381-541 | .704 | 994-32.1 | 1,989-64.2 |
| 2008 | 33 | 687-1,710 | .402 (28) | 243-668 | .364 | 385-548 | .703 | 1,063-32.2 | 2,002-60.7 (18) |
| 2009 | 31 | 638-1,482 | .431 | 191-563 | .339 | 405-586 | .691 | 1,066-34.4 | 1,872-60.4 (22) |
| 2010 | 33 | 725-1,682 | .431 | 233-625 | .373 | 486-700 | .694 | 1,080-32.7 | 2,169-65.7 |
| 2011 | 32 | 773-1,677 | .389 (7) | 229-681 | .336 | 393-581 | .676 | 1,016-31.8 | 1,936-60.5 (16) |
| 2012 | 30 | 696-1,533 | .454 | 218-596 | .366 | 359-509 | .705 | 932-31.1 | 1,969-65.6 |
| 2013 | 33 | 736-1,695 | .434 | 177-530 | .344 | 445-659 | .675 | 1,161-35.2 | 2,094-63.5 |
| 2014 | 32 | 696-1,658 | .420 | 186-590 | .315 | 507-744 | .681 | 1,121-35.0 | 2,085-65.2 |
| 2015 | 31 | 657-1,627 | .404 | 208-622 | .334 | 435-627 | .694 | 1,085-35.0 | 1,957-63.1 |
| 2016 | 34 | 799-1,823 | .438 | 227-620 | .366 | 520-723 | .719 | 1,130-33.2 | 2,345-69.0 |
| 2017 | 31 | 805-1,800 | .447 | 240-601 | .399 | 414-593 | .698 | 1,124-36.3 | 2,264-73.0 |
| 2018 | 33 | 856-2,025 | .430 | 192-597 | .322 | 361-537 | .672 | 1,257-38.1 | 2,265-68.6 |
| 2019 | 36 | 875-2,080 | .421 | 237-714 | .332 | 434-613 | .708 | 1,358-37.7 | 2,421-67.2 |
| 2020 | 32 | 957-2,126 | .450 | 276-828 | .333 | 309-463 | .667 | 1,446-45.2 | 2,499-78.1 |
| 2021 | 27 | 711-1,687 | .421 | 240-771 | .311 | 342-476 | .718 | 1,074-39.8 | 2,004-74.2 |
| 2022 | 27 | 900-2,022 | .445 | 283-816 | .347 | 430-595 | .723 | 1,284-40.1 | 2,513-78.5 |

*Rebounding statistics unavailable prior to 1952 and for five games in 1952. Note: NU's national defensive rank, if any, indicated in ().

Opened on Aug. 29, 2013, Pinnacle Bank Arena is the home of the Nebraska men's and women's basketball programs. Located in the Haymarket District in downtown Lincoln, Pinnacle Bank Arena has a basketball capacity of 15,000 and is quickly becoming one of the premier concert destinations in the Midwest. Since its opening, it has hosted concerts ranging from Jay-Z, Paul McCartney, Jason Aldean, Katy Perry, The Eagles and Michael Bublé.

Pinnacle Bank Arena opened to rave reviews during its first year of operation. It was a nominee for best New Major Concert Venue by Pollstar Magazine, one of five facilities in the world chosen for the honor. In April of 2014, the facility was chosen as the Best Arena in College Basketball by Athletic Business, a magazine source for athletic, fitness and recreation professionals.

The 470,400-square foot arena was created with basketball in mind. The facility features a split upper concourse, allowing fans to be closer to the floor than in a typical arena. Pinnacle Bank Arena also features expansive premium seating with 36 suites, 20 loge boxes and over 800 club seats in addition to courtside seating. Other arena amenities include free wi-fi, a Panasonic video board which is 16 1/2 feet tall and 22 feet wide, as well as an upper video board which is six feet tall and 22 feet wide, and retractable seating to allow an intimate environment on game days as well as over 160 concession points of sale. The arena also features an expansive student section with 1,000 seats on the 100 Level, including behind both team benches.

The \$179-million dollar arena is easily accessible in downtown Lincoln as nearly 5,100 parking stalls are within walking distance of the facility, including three new parking garages and the Festival Space to the north of Pinnacle Bank Arena. Pinnacle Bank Arena is part of a \$344 million project in the Haymarket District in downtown Lincoln which also includes a 200-room hotel, 100,000 square feet of retail space, another 100,000 square feet of office space and 100 residential units.

PINNACLE BANK ARENA TIMELINE

- May 11, 2010 Lincoln Arena Bond Issue Passes
- Sept. 7, 2011 Arena Groundbreaking
- Dec. 6, 2011 Naming rights awarded to Pinnacle Bank Arena
- June 2, 2012 Removal of BNSF Railroad begins
- Sept. 14, 2012 Canopy Street Groundbreaking
- Dec. 12, 2012 Arena Topping Off Ceremony
- Aug. 12, 2013 Arena Completion Date
- Aug. 16, 2013 UNL Graduate Commencement
- Aug. 17, 2013 UNL Undergraduate Commencement
- Aug. 29, 2013 Pinnacle Bank Arena Grand Opening
- Sept. 13, 2013 Michael Bublé Concert (1st concert)
- Oct. 27, 2013 NU WBB vs. Pittsburg State (exhibition)
- Nov. 4, 2013 NU MBB vs. UNK (exhibition)
- Nov. 8, 2013 NU Women's Basketball Opener vs. UCLA
- Nov. 8, 2013 NU Men's Basketball Opener vs. FGCU

PINNACLE BANK ARENA CONSTRUCTION

- Owner:** City of Lincoln
- Owner's Representative:** PC Sports
- Operator:** SMG
- Construction Managers:** M.A. Mortenson Company/
Hampton Construction Company
- Architect:** DLR Group
- Associate Architects:** BVH Architects/The Clark Enersen Partners
- Food Service Consultant:** SMG/Savor and Williams Caruso & Associates



PINNACLE BANK ARENA OPENING



Opening night for the Huskers at Pinnacle Bank Arena was a smashing success. The pregame ceremonies included performances from Tommy Lee and DJ Aero (upper left), the Cornhusker Marching Band (middle and lower left) while Karmin (top right) sang the national anthem. A sellout crowd of 15,119 was on hand as Nebraska defeated Florida Gulf Coast, 79-55, behind a game-high 28 points from Shavon Shields.

RECORDS

PINNACLE BANK ARENA FACTS

Games: 151 in 9 seasons
All-time Record: 90-61 (.629)
Overtime Record: 4-7 (.363)
Record vs. Ranked Opponents: 5-22 (.185)
Record vs. Unranked Opponents: 85-39 (.685)
Most Consecutive Home Winning Seasons: 3, 2014-16
Most Home Games, Season: 19, 2021-22
Most Wins in Pinnacle Bank Arena, Season: 16, 2017-18
Most Home Wins, Season: 16, 2017-18
Most Home Losses, Season: 12, 2021-22
Most Consecutive Home Wins: 20, Dec. 20, 2017-Jan. 10, 2019
Most Consecutive Home Losses:
 7, Jan. 18-March 1, 2020; Dec. 25, 2020-Feb. 23, 2021
Most Consecutive Home Conference Wins:
 11, Dec. 5, 2017-Jan. 10, 2019
Most Consecutive Home Conference Losses:
 14, Jan. 18, 2020-Feb. 23, 2021

TOP-10 PINNACLE BANK ARENA CROWDS

| No. | Attend. | Opponent | Date |
|-----|---------|--------------------|---------------|
| 1. | 15,998 | Wisconsin | March 9, 2014 |
| 2. | 15,991 | Penn State | Feb. 25, 2018 |
| 3. | 15,987 | Tennessee-Martin | Nov. 28, 2014 |
| 4. | 15,978 | Northwestern | March 1, 2014 |
| 5. | 15,960 | Iowa | Feb. 25, 2021 |
| 6. | 15,952 | Iowa | Jan. 27, 2018 |
| 7. | 15,950 | Creighton | Dec. 8, 2018 |
| 8. | 15,949 | Arkansas State | Dec. 14, 2013 |
| 9. | 15,946 | South Dakota State | Nov. 15, 2019 |
| 10. | 15,945 | Minnesota | Jan. 26, 2014 |

15,000-plus crowds

116 (Last time, Feb. 25, 2022 vs. Iowa)

14,000-plus crowds

134 (Last time, Feb. 25, 2022 vs. Iowa)

Season Opener Record

15,883, vs. Sacramento State, Nov. 13, 2016

Opening-Night Attendance

15,119, vs. Florida Gulf Coast, Nov. 8, 2013

Last Conference Sellout

15,960, vs. Iowa, Feb. 25, 2022

Last Non-Conference Sellout

15,043 vs. Kansas State, Dec. 19, 2021

PINNACLE BANK ARENA YEAR BY YEAR

| Season | Overall | | Conference | | Non-Conference | |
|---------------|--------------|-------------|--------------|-------------|----------------|-------------|
| | W-L | Pct. | W-L | Pct. | W-L | Pct. |
| 2013-14 | 15-1 | .938 | 8-1 | .889 | 7-0 | 1.000 |
| 2014-15 | 10-6 | .625 | 5-4 | .555 | 5-2 | .714 |
| 2015-16 | 10-8 | .556 | 3-6 | .333 | 7-2 | .778 |
| 2016-17 | 8-8 | .500 | 3-6 | .333 | 5-2 | .714 |
| 2017-18 | 16-1 | .941 | 9-0 | 1.000 | 7-1 | .875 |
| 2018-19 | 13-5 | .722 | 5-5 | .500 | 8-0 | 1.000 |
| 2019-20 | 5-11 | .313 | 2-8 | .200 | 3-3 | .500 |
| 2020-21 | 6-9 | .400 | 2-7 | .222 | 4-2 | .667 |
| 2021-22 | 7-12 | .368 | 1-9 | .100 | 6-3 | .667 |
| Totals | 90-61 | .596 | 38-46 | .452 | 52-15 | .776 |



RECORD VS. OPPONENTS AT PINNACLE BANK ARENA

| Opponent | W-L | Pct. |
|------------------------------|--------------|-------------|
| Abilene Christian | 1-0 | 1.000 |
| Arkansas Pine Bluff | 1-0 | 1.000 |
| Arkansas State | 1-0 | 1.000 |
| Boston College | 1-0 | 1.000 |
| Butler | 1-0 | 1.000 |
| Cal State Fullerton | 1-0 | 1.000 |
| Central Arkansas | 1-0 | 1.000 |
| Cincinnati | 1-0 | 1.000 |
| Creighton | 1-3 | .250 |
| Delaware State | 2-0 | 1.000 |
| Doane | 1-0 | 1.000 |
| Eastern Illinois | 1-0 | 1.000 |
| Florida Gulf Coast | 1-0 | 1.000 |
| Gardner-Webb | 0-1 | .000 |
| Georgia Tech | 0-1 | .000 |
| Idaho State | 1-0 | 1.000 |
| Illinois | 4-3 | .571 |
| Incarinate Word | 0-1 | .000 |
| Indiana | 2-5 | .286 |
| Iowa | 4-2 | .667 |
| Kansas | 0-1 | .000 |
| Kansas State | 0-1 | .000 |
| Kennesaw State | 1-0 | 1.000 |
| Louisiana Tech | 1-0 | 1.000 |
| Mary | 1-0 | 1.000 |
| Maryland | 1-4 | .200 |
| McNeese State | 1-0 | 1.000 |
| Miami (Fla.) | 1-1 | .500 |
| Michigan | 1-6 | .143 |
| Michigan State | 1-4 | .200 |
| Minnesota | 7-0 | 1.000 |
| Mississippi Valley State | 2-0 | 1.000 |
| Nevada | 0-1 | .000 |
| North Dakota | 1-1 | .500 |
| North Dakota State | 1-0 | 1.000 |
| North Texas | 1-0 | 1.000 |
| Northern Illinois | 1-0 | 1.000 |
| Northern Kentucky | 1-0 | 1.000 |
| Northwestern | 3-4 | .429 |
| Ohio State | 1-5 | .167 |
| Omaha | 1-0 | 1.000 |
| Penn State | 5-2 | .714 |
| Prairie View A&M | 1-0 | 1.000 |
| Purdue | 3-3 | .500 |
| Rutgers | 4-2 | .667 |
| Sacramento State | 1-0 | 1.000 |
| Samford | 0-1 | .000 |
| Sam Houston | 1-0 | 1.000 |
| Seton Hall | 1-0 | 1.000 |
| South Carolina State | 1-0 | 1.000 |
| South Dakota | 2-0 | 1.000 |
| South Dakota State | 1-0 | 1.000 |
| Southern | 3-0 | 1.000 |
| Southern Utah | 0-1 | .000 |
| Southeastern Louisiana | 2-0 | 1.000 |
| Southwest Minnesota State | 1-0 | 1.000 |
| Stetson | 1-0 | 1.000 |
| Tennessee-Martin | 1-0 | 1.000 |
| Tennessee State | 1-0 | 1.000 |
| Texas A&M-Corpus Christi | 1-0 | 1.000 |
| The Citadel | 1-0 | 1.000 |
| UC Riverside | 0-1 | .000 |
| UTSA | 1-0 | 1.000 |
| Western Illinois | 2-1 | .667 |
| Wisconsin | 2-5 | .286 |
| Non-Conference Totals | 52-15 | .776 |
| Conference | 38-46 | .452 |
| All-Time Record | 90-61 | .596 |

**NEBRASKA INDIVIDUAL**

Points:
41, Teddy Allen vs. Penn State, Feb. 23, 2021

Field Goals:
16, Teddy Allen vs. Penn State, Feb. 23, 2021 (24 att.)

Field Goal Attempts:
25, Shavon Shields vs. Miami, Dec. 1, 2015 (11 made)

Field Goal Percentage:
1.000, Derrick Walker Jr. vs. Tenn. St., Nov. 23, 2021 (7-7)
1.000, Derrick Walker Jr. vs. Idaho St., Nov. 19, 2021 (5-5)
1.000, David Rivers vs. No. Kentucky, Nov. 16, 2014 (5-5)
1.000, Ed Morrow Jr. vs. SE Louisiana, Nov. 22, 2015 (5-5)

Field Goals, No Misses:
7, Derrick Walker Jr. vs. Tenn. St., Nov. 23, 2021 (7-7)

3-Point Field Goals:
7, Glynn Watson Jr., vs. Iowa, March 10, 2019 (12 att)
7, Glynn Watson Jr., vs. Iowa, Jan. 5, 2017 (8 att)

3-Point Field Goals Attempted:
12, Glynn Watson Jr. vs. Iowa, March 10, 2019 (7 made)
12, Andrew White III vs. Abilene Christian, Dec. 6, 2015 (4 made)

3-Point Field Goal Percentage: (Most w/o Miss)
1.000, Isaiah Roby vs. Iowa, March 10, 2019 (4-4)
1.000, Shavon Shields vs. Omaha, Nov. 22, 2014 (4-4)
1.000, Jack McVeigh vs. Miss. Valley St., Nov. 14, 2015 (4-4)

Free Throws:
15, Shavon Shields vs. Illinois, Feb. 12, 2014 (15 att.)

Free Throw Attempts:
19, Terran Petteway vs. Penn State, Feb. 20, 2014 (14 made)

Free Throws, No Misses:
15, Shavon Shields vs. Illinois, Feb. 12, 2014

Rebounds:
19, Yvan Ouedraogo vs. Northwestern, March 1, 2020

Assists:
12, Alonzo Verge Jr., vs. Kennesaw State, Dec. 22, 2021
12, Cam Mack vs. Purdue, Dec. 15, 2019

Blocked Shots:
6, Isaiah Roby vs. Eastern Illinois, Nov. 11, 2017

Steals:
5, six times, most recently by
Wilhelm Breidenbach vs. South Dakota, Nov. 27, 2021

Minutes Played:
49, Tai Webster vs. Iowa (2 OT), Jan. 5, 2017

NEBRASKA OPPONENT

Points:
41, Marcus Carr, Minnesota, Feb. 27, 2021

Field Goals:
13, Malaki Branham, Ohio State, Jan. 2, 2021 (19 att.)
13, Udoka Azubuike, Kansas, Dec. 16, 2017 (17 att.)

Field Goal Attempts:
27, Marcus Carr, Minnesota, Feb. 27, 2021 (11 made)

Field Goal Percentage:
1.000, Caleb McConnell, Rutgers, Jan 3, 2020 (8-8)
1.000, Kenny Goins, Michigan State, Feb. 2, 2017 (5-5)

Field Goals, No Misses (Min. 5 att.):
8, Caleb McConnell, Rutgers, Jan 3, 2020
5, Kenny Goins, Michigan State, Feb. 2, 2017

3-Point Field Goals:
8, Malik Smith, Minnesota, Jan. 26, 2014 (12 att.)
8, Brad Davison, Wisconsin, Feb. 15, 2020 (11 att.)

3-Point Field Goals Attempted:
15, Marcus Carr, Minnesota, Feb. 27, 2021 (6 made)

3-Point Field Goal Percentage: (Most w/o Miss)
1.000 (3-3), eight times, most recently by
Connor McCaffrey, Iowa, Feb. 25, 2022 (3-3)

Free Throws:
13, Marcus Carr, Minnesota, Feb. 27, 2021 (16 att.)

Free Throw Attempts:
16, Marcus Carr, Minnesota, Feb. 27, 2021 (13 made)

Free Throws, No Misses:
9, Myles Powell, Seton Hall, Nov. 14, 2018

Rebounds:
19, Bruno Fernando, Maryland, Feb. 6, 2019

Assists:
16, Derrick Walton Jr., Michigan, March 5, 2017

Blocked Shots:
8, Diamond Stone, Maryland, Feb. 3, 2016

Steals:
7, Josh Reeves, Penn State, Feb. 25, 2018

Minutes Played:
45, Tony Caupain, Cincinnati, Dec. 13, 2014 (2 OT)

NEBRASKA TEAM

Points in a Game:
110, vs. Doane, Dec. 17, 2020

Fewest Points in a Game:
45, vs. Maryland, Feb. 6, 2019

Points in a Half:
57, vs. Doane, Dec. 17, 2020 (1st)
55, vs. UTSA, Dec. 20, 2017 (2nd)

Fewest Points in a Half:
13, vs. Wisconsin, Feb. 10, 2015 (1st)

Margin of Victory:
69, vs. Mississippi Valley State, Nov. 6, 2018 (106-37)

Margin of Defeat:
36, vs. Michigan, March 5, 2017 (57-93)

Field Goals:
41, vs. Doane, Dec. 17, 2020 (74 att.)

Field Goal Attempts:
74, vs. Doane, Dec. 17, 2020 (41 made)

Field Goal Percentage:
.628, vs. Northwestern, Feb. 3, 2015 (27-43)

Lowest Field Goal Percentage:
.211, vs. Maryland, Feb. 6, 2019 (12-57)

3-Point Field Goals:
15, vs. Mississippi Valley State, Nov. 6, 2018 (37 att.)
15, vs. Kennesaw State, Dec. 22, 2022 (29 att.)

3-Point Field Goals Attempted:
41, vs. Nevada, Nov. 26, 2020 (9 made)

3-Point Field Goal Percentage:
.750, vs. Rhode Island, Dec. 13, 2015 (6-8)

Free Throws Made:
37, vs. Penn State, Feb. 20, 2014 (48 att.)
37, vs. UTSA, Dec. 20, 2018 (50 att.)

Fewest Free Throws Made:
3, vs. Michigan, March 5, 2017 (15 att.)

Free Throw Attempts:
50, vs. UTSA, Dec. 20, 2017 (37 made)

Fewest Free Throws Attempted:
5, vs. Illinois, Jan. 11, 2015 (5 made)

Free Throw Percentage (Min. 10 att.):
.923, vs. Penn State, Feb. 13, 2016 (12-13)

Rebounds:
55, vs. Mississippi Valley State, Nov. 6, 2018
55, vs. Doane, Dec. 17, 2020

Fewest Rebounds:
22, vs. Indiana, Jan. 30, 2014

Personal Fouls:
26, vs. Purdue, Feb. 23, 2014

Fewest Personal Fouls:
9, vs. Western Illinois, Nov. 24, 2018
9, vs. Purdue, Dec. 15, 2019

Assists:
24, vs. Delaware State, Dec. 22, 2017

Turnovers:
22, vs. Cincinnati, Dec. 13, 2014
22, vs. Wisconsin, Feb. 9, 2017

Fewest Turnovers:
5, vs. South Carolina State, Nov. 17, 2013
5, vs. Wisconsin, March 9, 2014
5, vs. Maryland, Feb. 6, 2019

Blocked Shots:
9, vs. Eastern Illinois, Nov. 11, 2017
9, vs. North Texas, Nov. 13, 2017
9, vs. Minnesota, Dec. 5, 2017
9, vs. Stetson, Dec. 29, 2017

Steals:
16, vs. Northwestern, March 1, 2020

OPPONENT TEAM

Points in a Game:
102, by Michigan, Dec. 7, 2021

Fewest Points in a Game:
35, by Southeastern Louisiana, Nov. 11, 2019

Points in a Half:
52, by Michigan State, Jan. 24, 2015 (2nd)
52, by UTSA, Dec. 20, 2017 (2nd)

Fewest Points in a Half:
13, by Miami (Fla.), Dec. 4, 2013 (1st)
13, by Mississippi Valley State, Nov. 6, 2018 (1st)

Margin of Victory:
36, by Michigan, March 5, 2017 (57-93)

Field Goals:
39, by Michigan, Dec. 7, 2021 (76 att.)

Field Goal Attempts:
83, by Southern, Nov. 22, 2019 (34 made)

Field Goal Percentage:
.630, by Michigan, March 5, 2017 (34-54)

Lowest Field Goal Percentage:
.191, by Mississippi Valley St., Nov. 6, 2018 (13-68)

3-Point Field Goals:
16, by Ohio State, Jan. 2, 2022 (34 att.)

3-Point Field Goals Attempted:
46, by Doane, Dec. 17, 2020 (13 made)

3-Point Field Goal Percentage:
.647, by Michigan State, Feb. 2, 2017 (11-17)

Free Throws:
24, by Wisconsin, Feb. 10, 2015 (31 att.)
24, by Maryland, Feb. 18, 2022 (33 att.)

Fewest Free Throws:
2, by Southeastern Louisiana, Nov. 11, 2018 (4 att)
2, by Purdue, Dec. 15, 2019 (5 att.)
2, by Iowa, Jan. 7, 2020 (5 att.)

Free Throw Attempts:
33, by Maryland, Feb. 18, 2022 (25 made)

Fewest Free Throw Attempts:
4, by Southeastern Louisiana, Nov. 11, 2018 (2 made)

Free Throw Percentage (Min. 10 att.):
.929, by Northwestern, Jan. 8, 2017 (13-14)

Rebounds:
58, by Southern Utah, Nov. 9, 2019

Fewest Rebounds:
18, by Northwestern, Feb. 3, 2015

Personal Fouls:
34, by North Texas, Nov. 13, 2017

Fewest Fouls:
11, by Northwestern, Dec. 30, 2015

Assists:
25, by Michigan, Dec. 7, 2021

Turnovers:
27, by McNeese State, Nov. 25, 2020

Fewest Turnovers:
4, by Maryland, Feb. 18, 2021

Blocked Shots:
13, by Maryland, Feb. 3, 2016

Steals:
14, by Gardner-Webb, Dec. 18, 2017
14, by Penn State, Feb. 23, 2021

N 2022-23 NEBRASKA BASKETBALL SEASON ATTENDANCE

PINNACLE BANK ARENA

| Year | Total | | | Conference | | |
|----------------|------------|------------------|---------------|------------|------------------|---------------|
| | G | Att. | Avg. | G | Att. | Avg. |
| 2013-14 | 16 | 246,702 | 15,419 | 9 | 140,700 | 15,633 |
| 2014-15 | 16 | 249,101 | 15,569 | 9 | 139,693 | 15,521 |
| 2015-16 | 18 | 277,739 | 15,430 | 9 | 139,510 | 15,501 |
| 2016-17 | 16 | 246,832 | 15,427 | 9 | 139,550 | 15,506 |
| 2017-18 | 17 | 263,367 | 15,492 | 9 | 142,242 | 15,805* |
| 2018-19 | 18 | 276,143 | 15,341 | 10 | 157,663* | 15,766 |
| 2019-20 | 16 | 249,667 | 15,604* | 10 | 156,249 | 15,625 |
| 2020-21 | 15 | N/A (COVID-19) | | 9 | N/A (COVID-19) | |
| 2021-22 | 19 | 290,371* | 15,283 | 10 | 152,634 | 15,263 |
| Totals^ | 136 | 2,099,922 | 15,441 | 75 | 1,168,241 | 15,577 |

*Single-season record; ^Does not include 2020-21 as no fans were allowed because of COVID-19

BOB DEVANEY SPORTS CENTER

| Year | Total | | | Conference | | |
|-----------|-------|---------|--------|------------|---------|--------|
| | G | Att. | Avg. | G | Att. | Avg. |
| 1976-77 | 11 | 106,868 | 9,715 | 7 | 74,243 | 10,606 |
| 1977-78 | 17 | 172,892 | 10,170 | 7 | 90,514 | 12,931 |
| 1978-79 | 11 | 131,769 | 11,979 | 7 | 87,502 | 12,500 |
| 1979-80 | 16 | 145,626 | 9,102 | 7 | 79,015 | 11,288 |
| 1980-81 | 15 | 136,483 | 9,099 | 7 | 82,009 | 11,716 |
| 1981-82 | 14 | 143,819 | 10,273 | 7 | 79,329 | 11,333 |
| 1982-83 | 18 | 195,333 | 10,852 | 7 | 86,511 | 12,359 |
| 1983-84 | 17 | 173,721 | 10,219 | 7 | 82,233 | 11,746 |
| 1984-85 | 15 | 176,045 | 11,736 | 7 | 95,221 | 13,603 |
| 1985-86 | 15 | 146,117 | 9,741 | 7 | 78,208 | 11,173 |
| 1986-87 | 17 | 197,395 | 11,611 | 7 | 81,680 | 11,669 |
| 1987-88 | 14 | 159,100 | 11,364 | 7 | 90,875 | 12,982 |
| 1988-89 | 18 | 193,545 | 10,753 | 7 | 87,283 | 12,469 |
| 1989-90 | 15 | 150,190 | 10,013 | 7 | 81,894 | 11,699 |
| 1990-91 | 15 | 199,605 | 13,307 | 7 | 100,740 | 14,391 |
| 1991-92 | 16 | 207,950 | 12,997 | 7 | 100,079 | 14,297 |
| 1992-93 | 16 | 213,715 | 13,357 | 7 | 100,620 | 14,374 |
| 1993-94 | 16 | 212,447 | 13,278 | 7 | 100,973 | 14,475 |
| 1994-95 | 17 | 202,688 | 11,923 | 7 | 95,768 | 13,681 |
| 1995-96 | 16 | 168,225 | 10,514 | 7 | 87,065 | 12,438 |
| 1996-97 | 16 | 174,119 | 10,882 | 8 | 99,167 | 12,396 |
| 1997-98 | 15 | 141,472 | 9,431 | 8 | 87,060 | 10,883 |
| 1998-99 | 16 | 146,653 | 9,166 | 8 | 77,477 | 9,685 |
| 1999-2000 | 16 | 117,466 | 7,342 | 8 | 70,321 | 8,790 |
| 2000-01 | 14 | 122,602 | 8,757 | 8 | 77,057 | 9,632 |
| 2001-02 | 16 | 130,053 | 8,128 | 8 | 78,637 | 9,830 |
| 2002-03 | 15 | 121,179 | 8,079 | 8 | 70,264 | 8,783 |
| 2003-04 | 18 | 144,663 | 8,037 | 8 | 79,274 | 9,909 |
| 2004-05 | 16 | 131,763 | 8,235 | 8 | 72,869 | 9,109 |
| 2005-06 | 19 | 125,267 | 6,593 | 8 | 72,233 | 9,029 |
| 2006-07 | 16 | 134,981 | 8,436 | 8 | 75,009 | 9,376 |
| 2007-08 | 19 | 155,258 | 8,171 | 8 | 80,875 | 10,109 |
| 2008-09 | 18 | 146,964 | 8,164 | 8 | 81,744 | 10,218 |
| 2009-10 | 18 | 122,387 | 6,799 | 8 | 66,777 | 8,347 |
| 2010-11 | 19 | 178,507 | 9,395 | 8 | 90,131 | 11,266 |
| 2011-12 | 17 | 170,019 | 10,019 | 9 | 96,264 | 10,696 |
| 2012-13 | 18 | 186,342 | 10,352 | 9 | 98,909 | 10,990 |

RECORDS

LARGEST CROWDS TO SEE NEBRASKA

- 25,348 Xavier, at Minneapolis, Minn., March 14, 1991 (NCAA)
- 21,229 Ohio State, at Chicago, March 16, 2013 (B1GT)
- 19,667 Purdue, at Chicago, March 15, 2013 (B1GT)
- 18,999 Kansas, at Dallas, March 11, 2006 (B12T)
- 18,910 Oklahoma State, at Kansas City, Mo., March 9, 2011 (B12T)
- 18,892 Oklahoma, at Dallas, March 10, 2006 (B12T)
- 18,879 Oklahoma State, at Oklahoma City, March 8, 2007 (B12T)
- 18,596 Ohio State, at Indianapolis, March 14, 2014 (B1GT)
- 18,268 Missouri, Dallas, Texas, March 10, 2004 (B12T)
- 17,876 Iowa State, at Kansas City, Mo., March 8, 1996 (B8T)



BIG EIGHT

1977 (NU, 0-1)
 at Kansas 61, Nebraska 58,
 Tournament Champion: Kansas State
 Regular-Season Champion: Kansas State

1978 (NU, 1-1)
 Nebraska 71, Oklahoma State 63
 Missouri 61, Nebraska 58
 Tournament Champion: Missouri
 Regular-Season Champion: Kansas

1979 (NU, 0-1)
 at Kansas State 61, Nebraska 60 (2OT)
 Tournament Champion: Oklahoma
 Regular-Season Champion: Oklahoma

1980 (NU, 1-1)
 Nebraska 75, Oklahoma 68
 Kansas State 60, Nebraska 59
 Jack Moore, All-Tournament
 Regular-Season Champion: Missouri
 Tournament Champion: Kansas State

1981 (NU, 0-1)
 Colorado 70, Nebraska 66
 Tournament Champion: Kansas
 Regular-Season Champion: Missouri

1982 (NU, 1-1)
 Nebraska 60, Oklahoma State 49
 Missouri 58, Nebraska 53
 Tournament Champion: Missouri
 Regular-Season Champion: Missouri

1983 (NU, 1-1)
 Nebraska 94, Iowa State 71
 Missouri 69, Nebraska 63
 Tournament Champion: Oklahoma St.
 Regular-Season Champion: Missouri

1984 (NU, 0-1)
 Kansas State 41, Nebraska 39
 Tournament Champion: Kansas
 Champion: Oklahoma St. (13-1, 29-5)

1985 (NU, 0-1)
 at Kansas 74, Nebraska 69
 Tournament Champion: Oklahoma
 Champion: Oklahoma (13-1, 31-6)

1986 (NU, 1-1)
 Nebraska 82, Oklahoma State 75
 Iowa State 75, Nebraska 58
 Bernard Day, All-Tournament
 Tournament Champion: Kansas
 Champion: Kansas (13-1, 35-4)

1987 (NU, 0-1)
 Kansas State 47, Nebraska 45
 Tournament Champion: Missouri
 Regular-Season Champion: Missouri

1988 (NU, 0-1)
 Kansas State 75, Nebraska 70
 Tournament Champion: Oklahoma
 Regular-Season Champion: Oklahoma

1989 (NU, 0-1)
 Missouri 98, Nebraska 70
 Tournament Champion: Missouri
 Regular-Season Champion: Oklahoma

1990 (NU, 0-1)
 Oklahoma 78, Nebraska 65
 Tournament Champion: Oklahoma
 Regular-Season Champion: Missouri

1991 (NU, 2-1)
 Nebraska 117, Oklahoma 113 (OT)
 Nebraska 87, Kansas 83
 Missouri 90, Nebraska 82
 Clifford Scales and Tony Farmer,
 All-Tournament
 Tournament Champion: Missouri
 Regular-Season Co-Champions: Oklahoma St.; Kansas

1992 (NU, 0-1)
 Oklahoma 107, Nebraska 85
 Tournament Champion: Kansas
 Regular-Season Champion: Kansas

1993 (NU, 0-1)
 Kansas State 47, Nebraska 45
 Tournament Champion: Missouri
 Regular-Season Champion: Kansas

1994 (NU, 3-0)
 Nebraska 105, Oklahoma 88
 Nebraska 98, Missouri 91
 Nebraska 77, Oklahoma State 66
 Tournament Champion: Nebraska
 Eric Piatkowski (MVP), Bruce Chubick
 Jaron Boone, All Tournament
 Regular-Season Champion: Missouri

1995 (NU, 0-1)
 Oklahoma State 68, Nebraska 48
 Tournament Champion: Oklahoma St.
 Regular-Season Champion: Kansas

1996 (NU, 0-1)
 Iowa State 62, Nebraska 60
 Tournament Champion: Iowa State
 Regular-Season Champion: Kansas

BIG 12

1997 (NU, 0-1)
 Missouri 78, Nebraska 72
 Tournament Champion: Kansas
 Regular-Season Champion: Kansas

1998 (NU, 1-1)
 Nebraska 65, Baylor 46
 Kansas 91, Nebraska 59
 Tournament Champion: Kansas
 Regular-Season Champion: Kansas

1999 (NU, 1-1)
 Nebraska 69, Texas Tech 50
 Kansas 77, Nebraska 53
 Tournament Champion: Kansas
 Regular-Season Champion: Texas

2000 (NU, 0-1)
 Baylor 63, Nebraska 55
 Tournament Champion: Iowa State
 Regular-Season Champion: Iowa State

2001 (NU, 0-1)
 Kansas State 72, Nebraska 68
 Tournament Champion: Oklahoma
 Regular-Season Champion: Iowa State

2002 (NU, 0-1)
 Colorado 67, Nebraska 60
 Tournament Champion: Oklahoma
 Regular-Season Champion: Kansas

2003 (NU, 0-1)
 Missouri 70, Nebraska 61
 Tournament Champion: Oklahoma
 Regular-Season Champion: Kansas

2004 (NU, 0-1)
 Oklahoma 63, Nebraska 59
 Tournament Champion: Oklahoma St.
 Regular-Season Champion: Oklahoma St.

2005 (NU, 0-1)
 Missouri 70, Nebraska 67
 Tournament Champion: Oklahoma St.
 Regular-Season Co-Champions: Oklahoma, Kansas

2006 (NU, 2-1)
 Nebraska 71, Missouri 64
 Nebraska 69, Oklahoma 63
 Kansas 79, Nebraska 65
 Tournament Champion: Kansas
 Regular-Season Co-Champions: Texas, Kansas

2007 (NU, 0-1)
 Oklahoma State 54, Nebraska 39
 Tournament Champion: Kansas
 Regular-Season Champion: Kansas

2008 (NU, 1-1)
 Nebraska 61, Missouri 56
 Kansas 64, Nebraska 54
 Tournament Champion: Kansas
 Regular-Season Co-Champions: Texas & Kansas

2009 (NU, 0-1)
 Baylor 65, Nebraska 49
 Tournament Champion: Missouri
 Regular-Season Champion: Kansas

2010 (NU, 1-1)
 Nebraska 75, Missouri 60
 Texas A&M 70, Nebraska 64
 Tournament Champion: Kansas
 Regular-Season Champion: Kansas

2011 (NU, 0-1)
 Oklahoma State 53, Nebraska 52
 Tournament Champion: Kansas
 Regular-Season Champion: Kansas

BIG TEN

2012 (NU, 0-1)
 Purdue 79, Nebraska 61
 Tournament Champion: Michigan State
 Regular-Season Co-Champions: Ohio State,
 Michigan State, Michigan

2013 (NU, 1-1)
 Nebraska 57, Purdue 55
 Ohio State 70, Nebraska 51
 Tournament Champion: Ohio State

Regular-Season Champion: Indiana

2014 (NU, 0-1)
 Ohio State 71, Nebraska 67
 Tournament Champion: Michigan State
 Regular-Season Champion: Michigan

2015 (NU, 0-1)
 Penn State 68, Nebraska 65
 Tournament Champion: Wisconsin
 Regular-Season Champion: Wisconsin

2016 (NU, 2-1)
 Nebraska 89, Rutgers 72
 Nebraska 70, Wisconsin 58
 Maryland 97, Nebraska 86
 Shavon Shields, All-Tournament
 Tournament Champion: Michigan State
 Regular-Season Champion: Indiana

2017 (NU, 0-1)
 Penn State 76, Nebraska 67 (OT)
 Tournament Champion: Michigan
 Regular-Season Champion: Purdue

2018 (NU, 0-1)
 Michigan 77, Nebraska 58
 Tournament Champion: Michigan
 Regular-Season Champion: Michigan State

2019 (NU, 2-1)
 Nebraska 68, Rutgers 61
 Nebraska 69, Maryland 61
 Wisconsin 66, Nebraska 62
 James Palmer Jr., All-Tournament
 Tournament Champion: Michigan State
 Regular-Season Co-Champions: Michigan
 State, Purdue

2020 (NU, 0-1)
 Indiana 89, Nebraska 64
 Tournament Champion: Not completed
 Regular-Season Co-Champions: Wisconsin,
 Michigan State, Maryland

2021 (NU, 0-1)
 Penn State 72, Nebraska 66
 Tournament Champion: Illinois
 Regular-Season Champions: Michigan

2022 (NU, 0-1)
 Northwestern 71, Nebraska 69
 Tournament Champion: Iowa
 Regular-Season Co-Champions:
 Illinois, Wisconsin

BIG TEN TOURNEY RECORD VS. OPPONENT

| Opponent | All-Time | League | League | League | League |
|----------------|-------------|------------|------------|---------------|---------------|
| | League | Tourney | Tourney | Tourney | Tourney |
| | Tourney | In Indy | In Chicago | In Wash. D.C. | New York City |
| Illinois | 0-0 | 0-0 | 0-0 | 0-0 | 0-0 |
| Indiana | 0-1 | 0-1 | 0-0 | 0-0 | 0-0 |
| Iowa | 0-0 | 0-0 | 0-0 | 0-0 | 0-0 |
| Maryland | 1-1 | 0-1 | 1-0 | 0-0 | 0-0 |
| Michigan | 0-1 | 0-0 | 0-0 | 0-0 | 0-1 |
| Michigan State | 0-0 | 0-0 | 0-0 | 0-0 | 0-0 |
| Minnesota | 0-0 | 0-0 | 0-0 | 0-0 | 0-0 |
| Northwestern | 0-1 | 0-1 | 0-0 | 0-0 | 0-0 |
| Ohio State | 0-2 | 0-1 | 0-1 | 0-0 | 0-0 |
| Penn State | 0-3 | 0-1 | 0-1 | 0-1 | 0-0 |
| Purdue | 1-1 | 0-1 | 1-0 | 0-0 | 0-0 |
| Rutgers | 2-0 | 1-0 | 1-0 | 0-0 | 0-0 |
| Wisconsin | 1-1 | 1-0 | 0-1 | 0-0 | 0-0 |
| Total | 5-11 | 2-6 | 3-3 | 0-1 | 0-1 |

RECORDS

N 2022-23 NEBRASKA BASKETBALL CONFERENCE TOURNAMENT RECORDS

INDIVIDUAL GAME

Points--42; Eric Piatkowski vs. Oklahoma, 1994
 Opponent--34; Jeff Webster, Oklahoma, 1994
 Field Goals--14; Eric Piatkowski vs. Oklahoma, 1994 (23 att.)
 Opponent--12; Jeff Webster, Oklahoma, 1994 (21 att.)
 Field Goal Attempts--23; Eric Piatkowski vs. Oklahoma,
 1994 (14 made); Tyronn Lue vs. Missouri, 1997 (10 made)
 Opponent--22; D.J., Newbill, Penn State, March 11, 2015 (9 made)
 Field Goals, No Misses--6; Andre Smith vs. Colorado, 1981
 Opponent--8; Ed Nealy, Kansas State, 1980
 3-Point Field Goals--6; Cary Cochran vs. Colorado, 2002 (11 att.)
 Opponent--6; Randy Rutherford, Oklahoma State, 1994 (11 att.);
 Blair Wilson, Colorado, 2002 (11 att.); Jake Layman, Maryland, 2016 (9 att.)
 3-Point Field Goal Attempts--11; Cary Cochran vs. Colorado, 2002 (6 made)
 Opponent--14; Mark Atkins, Missouri, 1994 (4 made)
 3-Point Field Goal Pct.--1.000; Clifford Scales vs. Oklahoma, 1991 (3-3);
 Marcus Perry, vs. Oklahoma, 2006 (3-3)
 Opponent--1.000; Muhammad-Ali Abdur-Rahkman, Michigan, 2018 (5-5)
 Free Throws--13; Tony Farmer, vs. Kansas, 1991 (16 att.)
 Opponent--12; Doug Smith, Missouri, 1991 (14 att.)
 Free Throw Attempts--16; Tony Farmer vs. Kansas, 1991 (13 made)
 Opponent--14; Doug Smith, Missouri, 1991 (12 made)
 Free Throws Made, No Misses--*12; Tony Farmer vs. Oklahoma, 1991
 Opponent--11; Mark Tucker, Oklahoma State, 1978
 Rebounds--16; Bruce Chubick vs. Missouri, 1994
 Opponent--20; Kevin Rogers, Baylor, 2009
 Assists--14; Brian Carr at Kansas, 1985
 Opponent--9; Lee Coward, Missouri, 1989
 Blocked Shots--5; Derrick Chandler vs. Kansas State, 1993; Isaiah Roby vs. Michigan, 2018
 Opponent--8; John Flippen, Baylor, 2000; Mike Watkins, Penn State, 2017
 Steals--8; Venson Hamilton vs. Texas Tech, 1999
 Opponent--6; Nick Bradford, Kansas, 1998
 Minutes--50; Andre Smith and Brian Banks at Kansas State, 1979
 Opponent--50; Glenn Marshall, Kansas State, 1979

INDIVIDUAL CAREER

Points--136; Eric Piatkowski, 1991-94 (8 games)
 Field Goals--45; Eric Piatkowski, 1991-94 (110 att., 8 games)
 Field Goal Attempts--110; Eric Piatkowski, 1991-94 (45 made, 8 games)
 Field Goal Percentage--.667; Mike Naderer, 1978-81 (24-36, 6 games)
 3-Point Field Goals--13; Eric Piatkowski, 1991-94 (47 att., 8 games);
 Erick Strickland, 1993-96 (30 att., 6 games)
 3-Point Field Goal Attempts--47; Eric Piatkowski, 1991-94 (13 made, 8 games)
 3-Point Field Goal Pct.--.556; Eric Johnson, 1988-89 (5-9, 2 games)
 Free Throws--33; Eric Piatkowski, 1991-94 (41 att., 8 games)
 Free Throw Attempts--41; Eric Piatkowski, 1991-94 (33 made, 8 games)
 Free Throw Percentage--.900; Jack Moore, 1980-82 (27-30, 5 games)
 Rebounds--54; Aleks Maric, 2005-08 (7 games)
 Assists--29; Brian Carr, 1984-87 (5 games)
 Blocked Shots--15; Venson Hamilton, 1996-99 (6 games)
 Steals--15; Venson Hamilton, 1996-99 (6 games)
 Minutes Played--255; Eric Piatkowski, 1991-94 (8 games)
 Minutes Per Game--*40.75; Brian Banks, 1977-79 (163 in 4 games)
 *Indicates overall tournament record

TEAM GAME

Points--117; vs. Oklahoma, 1991 (OT)
 Opponent--113; Oklahoma, 1991 (OT)
 Points in Half--59; vs. Oklahoma, 1991 (2nd)
 Opponent--59; Missouri, 1994 (2nd)
 Field Goals--38; vs. Oklahoma, 1991 (84 att.)
 Opponent--39; Missouri, 1989 (68 att.); Oklahoma, 1992 (73 att.)
 Field Goal Attempts--84; vs. Oklahoma, 1991 (38 made)
 Opponent--82; Missouri, 1994 (32 made)
 Field Goal Percentage--.646; vs. Oklahoma State, 1986 (31-48)
 Opponent--.610; Missouri, 1983 (25-41)

3-Point Field Goals--11; vs. Maryland, 2016 (31 att.)
 Opponent--13; Maryland, 2016 (22 att.)
 3-Point Field Goals Attempted--33; vs. Missouri, 2003 (10 made)
 Opponent--28; Missouri, 1994 (7 made)
 3-Point Field Goal Pct.--.571; vs. Kansas, 1991 (4-7)
 Opponent--.692; Oklahoma, 1992 (9-13)
 Free Throws--34; vs. Iowa State, 1983 (42 att.); Oklahoma, 1991 (41 att.)
 Opponent--37; Oklahoma, 1991 (51 att.)
 Free Throw Attempts--42; vs. Iowa State, 1983 (34 made)
 Opponent--*51; Oklahoma, 1991 (37 made)
 Free Throw Percentage--1.000; vs. Baylor, 2009 (10-10)
 Opponent--.923; Missouri, 1991 (12-13)
 Rebounds--55; vs. Oklahoma, 1991
 Opponent--53; Kansas, 1998
 Assists--22; vs. Oklahoma State, 1986
 Opponent--26; Kansas, 1998
 Blocked Shots--10; vs. Iowa State, 1996
 Opponent--16; Penn State, 2015
 Steals--23; vs. Texas Tech, 1999
 Opponent--15; Kansas, 1999



Venson Hamilton scored more than 1,400 career points and was the first player in Nebraska history to record more than 1,000 career rebounds.

| Year | Tournament/Round | Opponent | Result | Site | NU High Scorer | NU High Rebounds | NU High Assists |
|---------|-------------------|----------------------|---------------|---------------------|------------------------|-------------------------|----------------------|
| 1948-49 | *NCAA Playoff | Oklahoma State | L, 35-52 | Kansas City, Mo. | N/A | N/A | N/A |
| 1966-67 | NIT/First Round | Bye | | | | | |
| | Quarterfinals | Marshall | L, 88-119 | New York City | Tom Baack, 33 | Tom Baack, 10 | Tom Baack, 5 |
| 1977-78 | NIT/First Round | Utah State | W, 67-66 | Lincoln, Neb. | Andre Smith, 18 | Carl McPipe, 7 | Novak, Banks, 6 |
| | Quarterfinals | Texas | L, 48-67 | Austin, Texas | Carl McPipe, 16 | Carl McPipe, 7 | Terry Novak, 3 |
| 1979-80 | NIT/First Round | Michigan | L, 69-76 | Ann Arbor, Mich. | Andre Smith, 30 | Andre Smith, 12 | Jack Moore, 2 |
| 1982-83 | NIT/First Round | Tulane | W, 72-65 | Lincoln, Neb. | Stan Cloudy, 20 | Stan Cloudy, 14 | Stan Cloudy, 7 |
| | Second Round | Iona | W, 85-73 | Lincoln, Neb. | Stan Cloudy, 24 | Stan Cloudy, 8 | Cloudy, Williams, 5 |
| | Quarterfinals | TCU | W, 67-57 | Lincoln, Neb. | Stan Cloudy, 18 | Stan Cloudy, 9 | Ponce, Downing, 7 |
| | Semifinals | DePaul | L, 58-68 | New York City | Dave Hoppen, 15 | Dave Hoppen, 9 | Greg Downing, 5 |
| 1983-84 | NIT/First Round | Creighton | W, 56-54 | Omaha, Neb. | Dave Hoppen, 25 | Dave Hoppen, 10 | Carr, Ponce, 5 |
| | Second Round | Xavier | L, 57-58 | Cincinnati, Ohio | Dave Hoppen, 22 | Dave Hoppen, 7 | Eric Williams, 5 |
| 1984-85 | NIT/First Round | Canisius | W, 79-66 | Lincoln, Neb. | Dave Hoppen, 21 | Bill Jackman, 10 | Harvey Marshall, 5 |
| | Second Round | UCLA | L, 63-82 | Los Angeles, Calif. | Dave Hoppen, 23 | Dave Hoppen, 9 | Brian Carr, 6 |
| 1985-86 | NCAA/First Round | Western Kentucky | L, 59-67 | Charlotte, N.C. | Bernard Day, 18 | Chris Logan, 12 | Brian Carr, 5 |
| 1986-87 | NIT/First Round | Marquette | W, 78-76 | Lincoln, Neb. | Bernard Day, 18 | Vick, Day, 6 | Bernard Day, 5 |
| | Second Round | Arkansas | W, 78-71 | Lincoln, Neb. | Anthony Bailous, 20 | Bill Jackman, 9 | Henry T. Buchanan, 6 |
| | Quarterfinals | Washington | W, 81-76 | Lincoln, Neb. | Carr, Vick, 17 | Derrick Vick, 8 | Three with 3 |
| | Semifinals | Southern Mississippi | L, 75-82 | New York City | Bill Jackman, 19 | Bill Jackman, 9 | Brian Carr, 7 |
| | Third Place | Arkansas-Little Rock | W, 76-67 (OT) | New York City | Brian Carr, 18 | Derrick Vick, 12 | Brian Carr, 9 |
| 1988-89 | NIT/First Round | Arkansas State | W, 81-79 | Lincoln, Neb. | Eric Johnson, 18 | Pete Manning, 5 | Clifford Scales, 10 |
| | Second Round | Ohio State | L, 74-85 | Columbus, Ohio | Eric Johnson, 23 | Reid, Owens, 7 | Reid, Johnson, 5 |
| 1990-91 | NCAA/First Round | Xavier | L, 84-89 | Minneapolis, Minn. | Rich King, 25 | Rich King, 12 | Rich King, 4 |
| 1991-92 | NCAA/First Round | Connecticut | L, 65-86 | Cincinnati, Ohio | Derrick Chandler, 17 | Derrick Chandler, 11 | Eric Piatkowski, 5 |
| 1992-93 | NCAA/First Round | New Mexico State | L, 79-93 | Syracuse, N.Y. | Eric Piatkowski, 29 | Derrick Chandler, 10 | Three with 3 |
| 1993-94 | NCAA/First Round | Pennsylvania | L, 80-90 | Uniondale, N.Y. | Eric Piatkowski, 23 | Piatkowski, Chubbick, 8 | Jamar Johnson, 5 |
| 1994-95 | NIT/First Round | Georgia | W, 69-61 | Lincoln, Neb. | Erick Strickland, 21 | Erick Strickland, 10 | Jaron Boone, 6 |
| | Second Round | Penn State | L, 59-65 | Lincoln, Neb. | Mikki Moore, 15 | Erick Strickland, 7 | Erick Strickland, 8 |
| 1995-96 | NIT/First Round | Colorado State | W, 91-83 | Fort Collins, Colo. | Erick Strickland, 19 | Mikki Moore, 10 | Tyronn Lue, 5 |
| | Second Round | Washington State | W, 82-73 | Lincoln, Neb. | Erick Strickland, 18 | Venson Hamilton, 12 | Boone, Strickland, 4 |
| | Third Round | Fresno State | W, 83-71 | Fresno, Calif. | Erick Strickland, 17 | Moore, Garner, 10 | Erick Strickland, 5 |
| | Semifinals | Tulane | W, 90-78 | New York City | Garner, Strickland, 20 | Venson Hamilton, 9 | Jaron Boone, 6 |
| | Championship | St. Joseph's | W, 60-56 | New York City | Erick Strickland, 13 | Mikki Moore, 13 | Lue, Boone, 4 |
| 1996-97 | NIT/First Round | Washington | W, 67-63 | Lincoln, Neb. | Tyronn Lue, 14 | Venson Hamilton, 10 | Moore, Lue, 4 |
| | Second Round | Nevada | W, 78-68 | Reno, Nev. | Mikki Moore, 21 | Mikki Moore, 15 | Tyronn Lue, 4 |
| | Third Round | Connecticut | L, 67-76 | Storrs, Conn. | Mikki Moore, 24 | Venson Hamilton, 6 | Belcher, Markowski 2 |
| 1997-98 | NCAA/First Round | Arkansas | L, 65-74 | Boise, Idaho | Tyronn Lue, 18 | Venson Hamilton, 10 | Tyronn Lue, 6 |
| 1998-99 | NIT/First Round | UNLV | W, 68-55 | Lincoln, Neb. | Cookie Belcher, 17 | Andy Markowski, 11 | Cookie Belcher, 5 |
| | Second Round | TCU | L, 89-101 | Fort Worth, Texas | Cary Cochran, 23 | Venson Hamilton, 10 | Three with 4 |
| 2003-04 | NIT/Opening Round | Creighton | W, 71-70 | Omaha, Neb. | Andrew Drevo, 20 | Andrew Drevo, 9 | Marcus Neal, 4 |
| | First Round | Niagara | W, 78-70 | Lincoln, Neb. | Turek, Johnson, 17 | John Turek, 8 | Brian Conklin, 4 |
| | Second Round | Hawaii | L, 83-84 | Honolulu, Hawaii | Nate Johnson, 26 | Brian Conklin, 6 | Marcus Neal, 3 |
| 2005-06 | NIT/First Round | Hofstra | L, 62-73 | Hempstead, N.Y. | Jason Dourisseau, 15 | Aleks Maric, 12 | Jamel White, 6 |
| 2007-08 | NIT/First Round | Charlotte | W, 67-48 | Lincoln, Neb. | Ade Dagunduro, 15 | Aleks Maric, 10 | Aleks Maric, 5 |
| | NIT/Second Round | Mississippi | L, 75-87 (OT) | Oxford, Miss. | Aleks Maric, 18 | Aleks Maric, 10 | Sek Henry, 5 |
| 2008-09 | NIT/First Round | New Mexico | L, 71-83 | Albuquerque, N.M. | Sek Henry, 13 | Ade Dagunduro, 5 | Cookie Miller, 4 |
| 2010-11 | NIT/First Round | Wichita State | L, 49-76 | Wichita, Kan. | Jeter, Diaz, 12 | Jorge Brian Diaz, 8 | Lance Jeter, 3 |
| 2013-14 | NCAA/Second Round | Baylor | L, 60-74 | San Antonio, Texas | Terran Petteway, 18 | Shields, Pitchford, 5 | Ray Gallegos, 2 |
| 2017-18 | NIT/First Round | Mississippi State | L, 59-66 | Starkville, Miss. | James Palmer Jr., 13 | Isaiah Roby, 8 | James Palmer Jr., 5 |
| 2018-19 | NIT/First Round | Butler | W, 80-76 | Lincoln, Neb. | Isaiah Roby, 28 | Isaiah Roby, 8 | Johnny Trueblood, 5 |
| | NIT/Second Round | TCU | L, 72-88 | Fort Worth, Texas | James Palmer Jr., 19 | Tanner Borchardt, 13 | Glynn Watson Jr., 6 |



NEBRASKA IN THE POSTSEASON

All-Time Postseason Appearances*: 26 (7 NCAA, 19 NIT)

All-Time Postseason Record: 24-25

In the NCAA Tournament: 0-7 (1986, 1991, 1992, 1993, 1994, 1998, 2014)

In the NIT: 24-18 (1967, 1978, 1980, 1983, 1984, 1985, 1987, 1989, 1995, 1996, 1997, 1999, 2004, 2006, 2008, 2009, 2011, 2018, 2019)

In the NCAA Playoffs: 0-1* (1949)

*Playoff game between Big Seven and Missouri Valley Conference champions for berth in eight-team NCAA Tournament field. Not considered to be "official" participation in the NCAA Tournament.


N 2022-23 NEBRASKA BASKETBALL POSTSEASON RECORDS

INDIVIDUAL GAME

Points--33, Tom Baack vs. Marshall, March 13, 1967
 Opponent--46, George Stone, Marshall, March 13, 1967
 Field Goals--13, Tom Baack vs. Marshall, March 13, 1967 (24 att.)
 Opponent--20, George Stone, Marshall, March 13, 1967 (38 att.)
 Field Goal Attempts--25, James Palmer Jr. at TCU, March 24, 1967 (7 made)
 Opponent--38, George Stone, Marshall, March 13, 1967 (20 made)
 Field Goal Percentage (min. 5 att.)--1.000, Mikki Moore at Nevada, March 18, 1997 (9-9)
 Tanner Borchardt at TCU, March 24, 2019 (6-6)
 Opponent--1.000, Adrian Uter, Hofstra, March 16, 2006 (6-6)
 3-Point Field Goals--7, Cary Cochran at TCU, March 15, 1999 (7-9)
 Opponent--6, Jason Carter, Hawaii, March 22, 2004 (6-7); Desmond Bane, TCU, March 24, 2019 (6-9)
 3-Point Field Goal Attempts--12, Brian Conklin vs. Hawaii, March 22, 2004 (6 made)
 Opponent--17, Dominick Young, Fresno State, March 22, 1996 (5 made)
 3-Point Field Goal Pct.--.778, Cary Cochran at TCU, March 15, 1999 (7-9)
 Opponent--.857, Jason Carter, Hawaii, March 22, 2004 (6-7)
 Free Throws--13, Dave Hoppen vs. Canisius, March 13, 1985 (16 att.)
 Opponent--10, Brady Heslip, Baylor, March 21, 2014 (10 att.)
 Free Throw Attempts--16, Dave Hoppen vs. Canisius, March 13, 1985 (13 made)
 Opponent--11, Kevin Freeman, Connecticut, March 21, 1997 (7 made)
 Free Throws, No Misses--7, Sek Henry at New Mexico, March 17, 2009
 Opponent--10, Brady Heslip, Baylor, March 21, 2014
 Rebounds--15, Mikki Moore at Nevada, March 18, 1997
 Opponent--16, Bob Allen, Marshall, March 13, 1967;
 16, Tyrone Corbin, DePaul, March 28, 1983
 Assists--10, Clifford Scales vs. Arkansas State, March 16, 1989
 Opponent--16, Sam Crawford, New Mexico State, March 19, 1993
 Blocked Shots--5, Aleks Maric at Hofstra, March 16, 2006
 Opponent--8, Walter Downing, DePaul, March 28, 1983
 Steals--6, Brian Carr vs. Arkansas-Little Rock, March 26, 1987; Cookie Belcher vs. Washington, March 12, 1997; Cookie Belcher vs. Arkansas, March 12, 1998; Cookie Belcher vs. UNLV, March 10, 1999
 Opponent--8, Dominick Young, Fresno State, March 22, 1996

TEAM GAME

Points--91, vs. Colorado State, March 14, 1996
 Opponent--119, by Marshall, March 13, 1967
 Points in a Half--52, vs. Colorado State, March 14, 1996 (2nd)
 Opponent--61, by Marshall, March 13, 1967 (2nd)
 Field Goals--37, vs. Marshall, March 13, 1967 (90 att.)
 Opponent--46, by Marshall, March 13, 1967 (90 att.)
 Field Goal Attempts--90, vs. Marshall, March 13, 1967 (37 made)
 Opponent--90, by Marshall, March 13, 1967 (46 made)
 Field Goal Percentage--.588, vs. Washington State, March 19, 1996 (30-51)
 Opponent--.621, by TCU, March 15, 1999 (36-58)
 3-Point Field Goals--10, vs. Colorado State, March 14, 1996 (17 att.);
 10, at TCU, March 15, 1999 (19 att.)
 Opponent--12, by Penn State, March 21, 1995 (28 att.)
 3-Point Field Goal Attempts--27, at Hofstra, March 16, 2006 (9 made)
 Opponent--28, by Penn State, March 21, 1995 (12 made); Butler, March 21, 2019 (12 made);
 at TCU, March 24, 2019 (10 made)
 3-Point Field Goal Pct.--.588, vs. Colorado State, March 14, 1996 (10-17)
 Opponent--.571, by Arkansas State, March 16, 1989 (8-14)
 Free Throws--33, vs Canisius, March 13, 1985 (41 att.); vs. Tulane, March 26, 1996 (45 att.)
 Opponent--38, by Baylor, March 21, 2014 (48 att.)
 Free Throw Attempts--45, vs. Tulane, March 26, 1996 (33 made)
 Opponent--48, Baylor, March 21, 2014 (38 made)
 Free Throw Percentage--.900, at Ohio State, March 20, 1989 (9-10)
 Opponent--.905, Arkansas, March 12, 1998 (19-21)
 Rebounds--49, vs. Connecticut, March 19, 1992
 Opponent--63, by Marshall, March 13, 1967
 Assists--24, three times, most recently vs. Arkansas State, March 16, 1989
 Opponent--26, by TCU, March 15, 1999
 Blocked Shots--7, at Hofstra, March 16, 2006
 Opponent--10, by DePaul, March 28, 1983; by Connecticut, March 21, 1997;
 by TCU, March 15, 1999;
 Steals--15, vs. Washington, March 12, 1997
 Opponent--16, by Tulane, March 26, 1996



Mikki Moore led Nebraska to the 1996 NIT championship game, where the Huskers defeated St. Joseph's, 60-56, to earn their first-ever basketball title on the national level.



Cookie Belcher shares the school record with six steals in a postseason game. He accomplished the feat on three occasions as a Husker.

HISTORY



TYRONN
LUE

N 2022-23 NEBRASKA BASKETBALL

HISTORY OF NEBRASKA BASKETBALL

By Mike Babcock

As near as anyone can determine, the University of Nebraska was first represented by a men's basketball team on Feb. 2, 1897, just six years after Dr. James A. Naismith set down the rules of the game at the International YMCA Training School in Springfield, Mass.

A team from the Lincoln YMCA was the opponent, and Nebraska posted an 11-8 victory at Grant Memorial Hall, the home of the Huskers for all but two seasons until the Coliseum opened in 1926. The same teams played in Grant Hall three weeks later with a similar result, as NU won 23-14. Nebraska had to rally in the second game. The *Hesperian*, a student newspaper, reported: "At the end of the first half the score stood 9 to 6 in favor of the visitors but during the second half our boys took a brace and some excellent work was done."

Such was the modest beginning of a program that has enjoyed its greatest success since 1980. In that span, NU has earned a 684-569 record and 22 postseason appearances, including seven NCAA Tournaments, while adding a Phillips 66 Big Eight Tournament title in 1994 and the 1996 National Invitation Tournament championship.

Nebraska doubled its schedule in 1898, losing twice to the Lincoln YMCA and splitting two games with the Omaha YMCA. A 16-12 loss against the Omaha YMCA provided evidence as to why Nebraska finished 1-3 that season. According to The *Hesperian* account: "The great difficulty of the University team was mere recklessness. Our boys have been playing with a loose interpretation of the rules. The officials were strict and of course the resulting advantage was in favor of Omaha." Then as now, overly aggressive play had its drawbacks.

Nebraska played teams from other universities for the first time in 1899, winning two games against Nebraska Wesleyan and one against Doane en route to the unofficial state championship. The next season, Nebraska played an out-of-state opponent for the first time, defeating the University of Kansas, 48-8, at Lincoln. That game still ranks as the worst loss for a Jayhawk team and was the first for either school against a present-day NCAA Division I school.

The Kansas team was coached by Dr. Naismith. The Nebraska student yearbook, *Sombrero*, wrote: "A closely contested game was looked for. The Jayhawkers were, however, completely outclassed, the score being 48-8." Based on the victory against Kansas and four other similarly decisive victories, "the basketball team for this year was undoubtedly superior to any in the west," the *Sombrero* concluded. It would be several years before such a claim could be made again.

Nebraska hired its first full-time coach in 1911. E.O. "Jumbo" Stiehm, who scored 24 points against Nebraska as a Wisconsin basketball player in 1908, coached both football and basketball. His first Husker basketball team won 14 of 15 games, its only loss coming

at Minnesota, 40-15. The student newspaper, *The Daily Nebraskan*, blamed the loss on Nebraska's inability to adjust to the Gophers' "100-foot floor."

A *Daily Nebraskan* account of Nebraska's 29-28 season-ending victory against Kansas at Lincoln in 1912 provides evidence that some fans' behavior hasn't changed much over the years.

"The game as a whole was entirely unsatisfactory, being marred by rough tactics of the visitors, incompetent work on the part of the referee and interruptions by the audience, which were in part justifiable."

Nebraska shared the Missouri Valley Conference championship with Kansas in 1912 and 1914 and won the title outright in 1913 under Stiehm's leadership. The 1913-14 team was "so fast it took a movie camera to catch 'em," according to the *Cornhusker* student yearbook. It was described as a "point-a-minute" team, which wasn't quite accurate. Typically, games lasted 40 minutes (though that wasn't always the case), and Nebraska averaged 30 points per game. Guard Sam Carrier became Nebraska's first All-America basketball player in 1913. He and Carl Underwood led the Huskers to 17 victories in 19 games. Underwood was the Missouri Valley Conference scoring leader with 66 points in 10 conference games.

Nebraska won another conference title outright in 1916, after Sam Waugh replaced Stiehm as the *Cornhuskers'* coach for one season. Stiehm, who coached the first game of the season before giving way to Waugh, had planned to remain at Nebraska through the basketball season before leaving to become coach and athletic director at Wisconsin. But the Nebraska Athletic Board decided to replace him.

Waugh was succeeded by E.J. "Doc" Stewart, whose three *Cornhusker* teams had a combined record of 29-23. Nebraska was 22-2 in 1919-20 and 11-3 in 1920-21 under Coach P.J. Schissler. After the 1919-20 season, Schissler challenged the University of Chicago to a game, but to no avail. The *Cornhuskers* also were invited to a postseason AAU tournament in Atlanta but didn't go.

Schissler's teams played as independents. Nebraska lost its affiliation with the Missouri Valley Conference because of a decision to play a football game against Oklahoma in Omaha in 1919. Conference rules prohibited such games (Oklahoma had not yet joined the Missouri Valley Conference). Nebraska returned to the Missouri Valley Conference in 1921, and Owen Frank replaced Schissler as basketball coach. The remainder of the Roaring 1920s was, for the most part, undistinguished.

Basketball was rough and tumble. There was a center jump after every basket and no requirement to cross mid-court in 10 seconds or less. The ball was a lot different, too, more like a medicine ball, which contributed to some dull games.

The most significant event during the 1920s was the building of the Coliseum, which was dedicated on Feb. 6, 1926. The *Cornhuskers* dropped a 25-14 decision to Kansas in the first game at their new home, which was built at a cost of \$445,000 and seated 8,000 for basketball. Prior to that, Nebraska played most of its home games in Grant Hall, which seated about a fourth as many fans as the Coliseum and was located just to the north of where the Sheldon Art Gallery now stands.

Athletic Director Fred Leuhring arranged for Nebraska to play its home basketball games at the State Fairgrounds Coliseum in 1921, in order to accommodate more spectators. The *Cornhuskers* played two seasons at the Fairgrounds Coliseum, which had a wider court than Grant Hall.


The first game there was played on Jan. 14, 1921. Nebraska defeated conference opponent Grinnell 31-10 before an audience of 1,500, according to newspaper estimates. After two seasons, the *Cornhuskers* returned to Grant Hall, which had been remodeled, and continued to play home games there until the NU Coliseum opened.

Nebraska ended the decade with an 11-5 season under Charles T. Black, a former Kansas All-American in 1928-29. In the next 19 seasons, the Huskers had just two winning records, back-to-back campaigns under Coach W.H. Browne in 1935-36 and 1936-37. The 1937 team tied Kansas for the Big Six championship, after finishing second to the Jayhawks in 1936.

The 1930s produced four more *Cornhusker* All-Americans: center Don Maclay in 1931, guard Steve Hokuf in 1933, guard George Wahlquist in 1936 and guard Robert Parsons in 1937. Maclay was the Big Six scoring leader in 1930, scoring 112 points in 10 league games.

Harry Good was hired as head coach in 1946 and after two losing seasons, turned Nebraska's fortunes around. In 1948-49, Good's Huskers went 16-10, tied Oklahoma for the Big Seven regular-season championship and defeated the Sooners, 57-56, in a conference playoff to qualify for an NCAA playoff game. The NCAA Tournament was structured differently then, and the *Cornhuskers* needed to win that playoff to advance into the NCAA field. They lost to Oklahoma A&M, the Missouri Valley Conference champion, 52-35, at Kansas City, Mo. Coach Henry P. Iba's Aggies went on to finish second to Kentucky, coached by Adolph Rupp, in the NCAA Tournament.

In 1949-50, Nebraska again won 16 games and shared the Big Seven crown with Kansas and Kansas State. That marks the last time the conference had a three-way tie at the top. "We were King in our day," Claude Retherford once told a newspaper reporter. "They were firing football coaches left and right, but we packed 'em in. Oh, people were interested in football,



Bus Whitehead was a two-time All-Big Seven selection in 1949 and 1950. The court at the Hendricks Training Complex is named after Whitehead, who passed away in 2010.



Claude Retherford was the leading scorer on NU's 1949 Big Seven Championship team.

All-Star Game in New York City's Madison Square Garden. When he graduated, Whitehead held nine school scoring records.

Nebraska basketball experienced another drought beginning in 1950-51, with 15 consecutive losing seasons. Despite playing for a team that finished last in the Big Seven in 1952, Husker guard Jim Buchanan earned All-America and all-conference honors. And even though the late Jerry Bush, dubbed the "Big Bear of the Coliseum," never produced a winning team in his nine seasons as head coach at Nebraska, his colorful personality and uncanny ability to fashion upsets kept Cornhusker fans entertained.

The most dramatic upset during Bush's tenure as coach came on Feb. 22, 1958, against Kansas. The Jayhawks featured 7-foot center Wilt Chamberlain and were ranked fourth in the nation when they came to Lincoln. Earlier in the season, the Jayhawks had defeated the Huskers, 102-46, at Lawrence, Kan., with Chamberlain matching Nebraska by scoring 46 points. Nebraska scored a 43-41 victory in the rematch, when 5-9 guard Jim Kubacki hit a 15-foot jump shot with two seconds remaining.

But that's only part of the drama. Kubacki, a senior from Toledo, Ohio, spent all but the final 6:53 of the game sitting on the bench in street clothes, forced there by a knee injury and the kind of fate from which legends are built. When the Cornhuskers' captain, Gary Reimers, left the game with leg cramps, Kubacki convinced Bush to let him suit up. Four minutes and seven seconds later, Kubacki went into the game. Two minutes and 44 seconds after that, he hit the winning shot.

Bush also had the distinction of coaching the school's first 1,000-point scorer, guard Herschell Turner, who came from Indianapolis, Ind., where he was rated the second-best high school player in the state as a senior, behind only crosstown-rival Oscar Robertson. Turner earned All-America honors in 1959 and followed with All-Big Eight honors in 1960 and ended his Cornhusker career with 1,056 points.

Following the 1962-63 season, Bush was replaced as head coach by Joe Cipriano, who brought the nickname "Slippery Joe" and up-tempo basketball to the Coliseum. His teams pressed full-court and ran a fast-break offense, which led the Big Eight in scoring average in 1966, 1967 and 1968.

Cipriano's first two teams had a combined record of 17-33. But his third team, in 1965-66, was one of the most successful in school history, finishing 20-5 and second to Kansas in the Big Eight. All-Big Eight guard Grant Simmons, the first Cornhusker to earn academic All-Big Eight honors, was the team's leader.

The 1966-67 team finished 16-9 and made the school's first appearance in the 16-team National Invitation Tournament, played at New York City's Madison Square Garden. Guard Stu Lantz was a two-time All-Big Eight pick and led the Cornhuskers in scoring and rebounding in both 1966-67 and 1967-68.

Guard Marvin Stewart and center Chuck Jura earned All-Big Eight honors for Cipriano in 1971 and 1972, respectively. Guard Jerry Fort, who finished his career with a then-school-record 1,882 points, was the first Nebraska player chosen first-team all-conference three times, from 1974 through 1976. With Fort's leadership, Nebraska began a string of 14 winning seasons.

but basketball was THE game on the Nebraska campus when we played." Retherford earned All-Big Seven recognition in 1949 after leading the conference in scoring with a 12.4 points-per-game average.

The Cornhuskers had another first-team All-Big Seven performer in 1949, Milton "Bus" Whitehead. The 6-10 center from Scottsbluff, Neb., also earned all-conference honors in 1950, when he averaged a then-school-record 15.7 points per game. Whitehead was named to the District V All-America team by Collier's Magazine. Whitehead also was the first Cornhusker selected to play in the East-West

In the fall of 1976, Cornhusker basketball moved out of the Coliseum and into the state-of-the-art Bob Devaney Sports Center. Located on the State Fairgrounds, the \$13 million athletic complex was financed by a special cigarette tax.

Cipriano coached Nebraska to another 20-victory season in 1977-78. The Cornhuskers, led by All-Big Eight guard Brian Banks, finished with a 22-8 record and advanced to the second round of the NIT. Despite failing health – a battle against cancer that he finally lost – Cipriano shared coaching duties with his assistant, Moe Iba, in 1979-80, and took Nebraska to the NIT again. For their efforts, the duo shared United Press International Big Eight Coach-of-the-Year honors.

Cipriano brought Nebraska into the modern era, coaching 17 seasons and 450 games. His record was 253-197, and those 253 victories represent nearly one-sixth of Nebraska's all-time total. Following Cipriano's death, Iba was named head coach, and he continued Cipriano's winning ways. In Iba's six seasons on the bench, Nebraska was 106-71 and advanced to postseason play four times.

Center Andre Smith was the 1981 Big Eight MVP and twice earned All-Big Eight honors. However, it was the late Jack Moore, a 5-10 playmaker from Muncie, Ind., who captured the hearts of Nebraska fans from 1980 through 1982. Moore earned All-Big Eight honors in 1982, when he won the Naismith Award, given annually to the nation's top player under 6-feet tall. The first three-time academic All-Big Eight pick in Nebraska history, Moore scored 1,204 points and hit .901 from the free throw line during his career.

The cornerstone of Iba's teams from 1983 through 1986 was Omaha, Neb., native Dave Hoppen, a three-time All-Big Eight center and the first Nebraska basketball player to have his jersey number (42) retired by the school. In 1982-83, Hoppen's freshman season, the Cornhuskers were 22-10 and won three games in the NIT before losing to DePaul in the semifinals at Madison Square Garden. The Cornhuskers returned to the NIT each of the next two seasons, advancing to the second round both times.

Hoppen's college career, though, was ended by a knee injury he sustained in a game at Colorado on Feb. 1, 1986. He finished as the school's all-time scoring leader with 2,167 points and broke or tied 19 school records during his four-year stay. After Hoppen's injury,



Andre Smith was the Big Eight Player of the Year for Nebraska in 1981.

N 2022-23 NEBRASKA BASKETBALL

HISTORY OF NEBRASKA BASKETBALL

Iba's team regrouped and went on to earn the school's first-ever "official" NCAA Tournament berth. Nebraska lost to Western Kentucky in the first round of the Southeast Regional, 67-59. Following the game, Iba announced his resignation.

On March 27, 1986, Danny Nee was officially introduced as Nebraska's 24th basketball coach. During a news conference to announce his hiring, Nee said a "new era" in Cornhusker basketball was beginning.

Nee's 14 teams appeared in postseason play 11 times and topped the 20-victory mark in seven seasons. In his first season, Nebraska was 21-12 and finished third in the NIT.

After a 13-18 record in his second season, the Cornhuskers got back over the .500 mark with a 17-16 record in 1988-89 and advanced to the second round of the NIT.

Nebraska missed the school single-season record for losses by one in 1989-90 (10-18), then won a school-record 26 games, with only eight losses, in 1990-91. The Cornhuskers reached the Big Eight Tournament championship game for the first time and advanced to the NCAA Tournament, losing to Xavier 89-84 in the first round of the regionals at Minneapolis, Minn.

The 1990-91 team included two first-round NBA draft picks, senior Rich King and redshirt freshman Eric Piatkowski. The 7-2 King was the tallest player in Cornhusker history.

Piatkowski, Nebraska's sixth-man in 1990-91, went on to win first-team all-conference honors twice. He ranks second on the Cornhuskers' career-scoring list with 1,934 points, and he is the only Nebraska player to finish with at least 1,900 points, 600 rebounds (669) and 300 assists (322). In 2006, Piatkowski became the third Husker, joining Hoppen and Stu Lantz (No. 22), to have his jersey number (52) retired.

Three more NCAA Tournament appearances followed the record-shattering 1991 season. In 1992-93, the Huskers registered their highest league finish under Nee by tying for second in the Big Eight.

In addition to reaching the NCAA Tournament for a fourth consecutive season and recording back-to-back 20-victory seasons for the first time in school history, Nee's 1993-94 team made history by winning the school's first Phillips 66 Big Eight Tournament title. The Cornhuskers defeated Oklahoma, Missouri and Oklahoma State, in that order, to earn the tournament championship.

Nebraska's NCAA Tournament run ended at four in 1994-95, but the Huskers kept their postseason streak alive with an NIT berth, advancing to the second round. The 1995-96 team struggled down the stretch but was back in the NIT and capped its season with a run to the tournament title.

The Huskers won two games on the road and scored more than 80 points in four of their five postseason games. They finished with a 60-56 victory against St. Joseph's at Madison Square Garden.

"The NIT run was incredible when you look at the teams we beat and how we beat them," Nee said after the remarkable run. "I don't care what anybody says, it was domination."

The 1996 NIT championship team was one of the most talented in school history. Two



Nebraska won its only Big Eight Tournament title during the 1994 season as the Huskers won three straight over Oklahoma, No. 3 Missouri and No. 23 Oklahoma State.



Nebraska won the 1996 NIT title at Madison Square Garden. It was the third time since 1980 that the Huskers reached at least the NIT semifinals.

future NBA players, Erick Strickland and 1998 first-round draft pick Tyronn Lue, were in the backcourt. And two other players on the team scored 1,000 career points, Jaron Boone and freshman Venson Hamilton, who would finish his career in 1999 as the school's all-time leading rebounder and shot-blocker.

Lue's contributions as a freshman to the NIT championship team were only a preview of what was to come. The lightning-quick, 6-0 point guard finished his career as the seventh-leading scorer in school history, and he ranked in the top 10 in 12 other career categories. His leadership carried the 1996-97 Cornhusker team, the first to play in the Big 12, to another NIT appearance.

Behind a late-season run, which included Nebraska's longest conference winning streak in 20 years, Nee's 12th team finished fourth in the Big 12 and returned to the NCAA Tournament. The bid was the Cornhuskers' fifth during the 1990s and extended the school-record postseason run to eight.

The streak reached nine in 1999, as the Cornhuskers just missed an NCAA Tournament bid and advanced to the second round of the NIT. In the process, NU reached the 20-victory mark for a second consecutive season, and Hamilton was named Big 12 Player of the Year.

The optimism that preceded the 1999-2000 season, Nee's last, quickly faded with the loss of guard Cookie Belcher, who was sidelined by a wrist injury and forced to take a medical redshirt. The Cornhuskers were off-balance almost from the beginning of the season and fell far short of expectations.

Even though Nee became the winningest coach in school history in 1999-2000, getting victory No. 254 to pass Joe Cipriano in the Cornhuskers' final home game against Colorado, his final team finished with an 11-19 record. The 19 losses tied for the most in school history.

With then-Director of Athletics Bill Byrne setting his sites on bringing NU basketball back to national prominence, he hired Barry Collier as the Cornhuskers' new coach on April 5, 2000. In Collier's first season with the Huskers, Nebraska finished with a 14-16 mark as Belcher returned to the lineup and earned second-team All-Big 12 Conference honors while finishing third in NCAA history for career steals with 353.

In Collier's fourth season, Nebraska ran to an 18-13 record and its first postseason bid in five years. Nebraska won its first two games in the 2004 NIT, including an exhilarating 71-70



Venson Hamilton was the second Husker to be named conference player of the year when he earned the award in 1999.

road victory over in-state foe Creighton in the opening round. After a home-court victory over Niagara, the Huskers' season came to an end three days later in a valiant effort at Hawaii when NU came back from 17 points down at halftime to tie the game at the first media timeout of the second period before eventually falling by a point.

Nebraska struggled the following season but an influx of young talent helped the Huskers move forward. Aleks Maric made an immediate impact as he broke the NU freshman rebounds record and ranked in the rookie top 10 for blocked shots. Maric was a force in the paint as he tied the school freshman record for double-doubles. It was a sign of good things to come as he finished his four-year career ranked fifth all-time in scoring and was only the second Husker ever to record at least 1,000 career rebounds.

NU made its second postseason appearance in three years in 2006 before finishing with a 19-14 record. It was the most wins under Collier and the first time his Huskers won a game at the Big 12 Championship as NU reached the semifinals of the conference tourney for the first time since winning the Big Eight Tournament title in 1994.

Collier looked to have a solid base in place for 2006-07 before abruptly resigning in early August to take the position of athletic director at his alma mater, Butler University, ending his career at Nebraska with an 89-91 overall record.

The late opening posed little challenge for Nebraska as one week later, on Aug. 8, 2006, Kenneth 'Doc' Sadler was introduced as the 26th head coach in program history.

Nebraska finished first in the Big 12 and 18th nationally in scoring defense in 2007-08, allowing just 60.7 points per game. Sadler's specialty was highlighted again in 2008-09 as the Huskers proved it was no fluke, claiming another first-place defense in the league while ranking 22nd nationally by giving up just 60.4 points per contest. It was the second-lowest total in the Husker record book since 1951, giving Sadler-coached squads three of the top four Husker scoring defenses in the past half century.

The Huskers' 20-13 record in 2007-08 included a 7-9 record in league play, after starting the Big 12 campaign with an 0-4 mark. In 2008-09, Sadler helped Nebraska continue its upward trend with eight league victories, marking NU's first .500 record in conference play in a decade. Nebraska's 2010-11 season was highlighted by wins over three ranked teams, including No. 3 Texas, as the victory over the Longhorns was marked the highest ranked team Nebraska had defeated since 1994.

The 2011-12 season began a new era for Nebraska basketball, as the Huskers joined the Big Ten Conference. That season also marked the opening of the Hendricks Training Complex, an 84,000-foot facility for the Husker basketball program which includes practice courts, locker room, team lounge, offices as well as strength and nutrition areas, giving Nebraska one of the best facilities in the nation.

In March of 2012, Nebraska moved in a different direction as then-Athletic Director Tom Osborne chose Tim Miles to run the basketball program. It took Miles only two years to turn the fortunes of the Huskers around.

The 2013-14 season was a rebirth for the Husker program. Nebraska moved into the \$179 million dollar Pinnacle Bank Arena in August of 2013 and presold the entire season six months before the opener. The Huskers went 15-1 in its inaugural season in PBA, culminating with a



Aleks Maric finished his career ranked fifth all-time in scoring and second in rebounding, becoming only the third player in Big 12 history to record at least 1,600 points and 1,000 rebounds in a career.

win over ninth-ranked Wisconsin in front of a record crowd of 15,998. Terran Petteway earned consensus All-Big Ten honors while Miles was named Big Ten and National Coach of the Year after leading the Huskers to the NCAAs following a 1-5 start in Big Ten play.

Since the opening of Pinnacle Bank Arena, Husker fans have been coming out in record numbers, as has averaged more than 15,000 fans per game in each of the past six seasons. In 2017-18, the Huskers exceeded expectations, winning 22 games, including a pair of wins against ranked Big Ten teams, and finished fourth in the conference with a 13-5 mark. The 13 conference wins was a school record while the 22 wins were the most since 1990-91. Newcomers James Palmer Jr. and Isaac Copeland both earned All-Big Ten honors, as Palmer garnered first-team accolades by averaging 17.2 points per game to rank fifth in the Big Ten.

The Huskers returned to postseason play in 2018-19, going 19-17 and earning another berth in the NIT. Nebraska, which was ranked in the top-25 earlier in the season, battled through a trio of season-ending injuries and with its 80-76 win over Butler in the first round of the NIT, won its first postseason game in 11 years. Another streak was snapped in June of 2019, when Isaiah Roby was drafted in the second round of the NBA Draft, becoming the first Husker taken in 20 years. Miles ended his Husker tenure on March 26, 2019, after guiding NU to three postseason appearances in seven seasons at the helm of the program.

On March 30, 2019, Nebraska Athletics Director Bill Moos named Fred Hoiberg the 28th head coach in school history. Hoiberg brought a distinguished resume to Lincoln that includes four years as an NBA front office executive, four years as an NBA head coach and five years at Iowa State, where he orchestrated the biggest turnaround in Big 12 history in 2011-12 and guided the school to four straight NCAA Tournament appearances.

Hoiberg, who was born in Lincoln, joins the Husker men's basketball coaching fraternity, a group that includes his grandfather, Jerry Bush, who guided the Husker program for nine seasons from 1955 to 1963. Hoiberg's up-tempo style has appealed to fans and players early on, as Dalano Banton was drafted in the second round of the 2021 NBA Draft while Bryce McGowens was the No. 40 pick of the 2022 NBA Draft, the highest drafted Husker since 1998.



A crowd of nearly 2,500 were on hand to celebrate with the Huskers on their 2014 NCAA Tournament berth.

N 2022-23 NEBRASKA BASKETBALL ALL-TIME LETTERWINNERS

Note: Lettermen lists are not available for 1894, 1895, 1897, 1904 and 1906. The year listed is for the year in which the season ended. For example 1918 represents the 1917-18 season. Hometowns are listed, when available. If you have any updates or corrections, please e-mail them to sportsinfo@huskers.com.

A A A

Abraham, Moses, 2015.....Kano, Nigeria
Adkins, R.F., 1918
Akenten, Nana, 2018-19.....Boilingbrook, Ill.
Akromis, Bernard, 1951.....Omaha, Neb.
Almeida, Andre, 2011-13.....Sao Paulo, Brazil
Alexander, Boyd Amberson, 1910.....Superior, Neb.
Allen, Teddy, 2021.....Mesa, Ariz.
Allen, Thomas, 2018-19.....Raleigh, N.C.
Amen, Paul, 1936-37-38.....Lincoln, Neb.
Anderson, Chuck, 1980.....North Platte, Neb.
Anderson, Kenneth, 1947-49.....Creston, Iowa
Anderson, R.D., 1989
Anderson, R.R., 1900
Anderson, Ryan, 2007-08-09-10.....Seattle, Wash.
Anderson, W.E., 1899-1900
Andre, Eduardo, 2021-22.....London, England
Andresen, Roy H., 1925-26-27.....Bloomfield, Neb.
Antulov, Bob, 1964.....New York City, N.Y.
Arop, Akol, 2020-21.....Omaha, Neb.
Artman, Allan, 1942-43-44.....Kearney, Neb.
Arwood, Jim, 1956-57-58.....Fostoria, Ohio
Augustine, Kevin, 2001.....Santa Ana, Calif.

B B B

Baack, Tom, 1966-67-68.....Ft. Wayne, Ind.
Babson, (no first name), 1901
Badgett, Terrance, 1993-94-95-96.....Omaha, Neb.
Bailey, Russell M., 1919-20-21.....Carleton, Neb.
Bailous, Anthony, 1986-87.....Los Angeles, Calif.
Baker, Howard, 1935-36-37.....Grand Island, Neb.
Balham, Chris, 2007-08-09.....Kansas City, Kan.
Banks, Brant, 2020.....Houston, Texas
Banks, Brian, 1976-77-78-79.....Hammond, Ind.
Banton, Dalano, 2021.....Toronto, Ontario
Bargen, Jed, 1988-89.....Lincoln, Neb.
Barger, Gerald, 1932.....Ashland, Neb.
Barry, Donald, 1946
Barth, Phil, 1960.....Omaha, Neb.
Beerkle, Wilmer J., 1924-25-26.....Omaha, Neb.
Beers, Frank R., 1905.....Osage, Neb.
Bekins, Melvin, 1920-21.....Omaha, Neb.
Belcher, Cookie, 1997-98-99-01.....Mexico, Mo.
Belka, Robert, 1933.....Crete, Neb.



Floyd Ebaugh helped the Huskers win the 1936 Big Six Conference title and was a three-year performer for Nebraska from 1936 to 1938.

Bell, Dwight D., 1907-08-09.....Lincoln, Neb.
Bell, Paul T., 1905-07-08.....Lincoln, Neb.
Benedict, Maurice, 1903.....Lincoln, Neb.
Beranek, Drake, 2011.....Ravenna, Neb.
Berwald, Lance, 1980-81.....Minneapolis, Minn.
Best, Tom, 1993-94.....South Holland, Ill.
Black, Leo, 1924-25.....Grand Island, Neb.
Bloss, Dale, 1945.....Wayne, Neb.
Boeker, Justin, 2001-02.....Houston, Texas
Bohac, Adam, 2001-02-03-04.....Kimball, Neb.
Boich, Arnold, 1955.....Peoria, Ill.
Booker, Kenny, 2000.....Clarksdale, Miss.
Boone, Jaron, 1993-94-95-96.....Salt Lake City, Utah
Borchardt, Tanner, 2016-17-18-19.....Gothenburg, Neb.
Bornschelegl, Larry, 1963-64.....Geneva, Neb.
Boswell, Hubert, 1932-33.....Lincoln, Neb.
Bottorf, John, 1942-43.....Lincoln, Neb.
Bowers, Bill, 1960-61-62.....Lincoln, Neb.
Bradford, Steffon, 2000-01.....Clewiston, Fla.
Branch, Nate, 1965-66-67.....Palo Alto, Ohio
Brand, Daniel, 1956.....Bellevue, Neb.
Breidenbach, Wilhelm, 2022.....
.....Rancho Santa Margarita, Calif.
Brooks, Jim, 1969.....Akron, Ohio
Brooks, Melvin, 1994-95.....Elizabeth City, N.C.
Brothers, Ralph, 1896
Brown, Burton, 1943.....Lincoln, Neb.
Brown, Darren, 1986.....Detroit, Mich.
Brown, John, 1926-27-28.....Lincoln, Neb.
Brown, Joseph, 1946-47-48-50.....Nashville, Tenn.
Bryan, Tom, 1969-71.....Fort Recovery, Ohio
Buchanan, Demetrius, 1985.....South Bend, Ind.
Buchanan, Henry T., 1987-88.....Muncie, Ind.
Buchanan, James, 1950-51-52.....Ft. Wayne, Ind.
Buckendahl, Ross, 1999-2000-02.....Battle Creek, Neb.
Buel, Duane, 1954-55-56.....Malcolm, Neb.
Burbach, Chad, 1997-98.....Columbus, Neb.
Burke Jr, Dachon, 2020.....Orange, N.J.
Burke, A.G., 1896
Burrus, Russell M., 1905-07-08.....Lincoln, Neb.
Buuck, A. Allen, 1960-61.....Ft. Wayne, Ind.

C C C

Cahill, John, 1959.....Dakota City, Neb.
Caldwell, James, 1977.....Cottonport, La.
Campbell, Henry W., 1916-17
Campbell, Willie, 1965-66-67.....Seattle, Wash.
Carman, Frank D., 1921-22.....Minden, Neb.
Carr, Brian, 1984-85-86-87.....Muncie, Ind.
Carrier, Sam, 1911-12-13.....Omaha, Neb.
Cassidy, Fred, 1943.....Lincoln, Neb.
Cauble, Ken, 1968-69-70.....Midland, Texas



Tony Farmer helped Nebraska to an NCAA Tournament appearance in 1991 before playing in the NBA and overseas for nearly two decades.

Cebrun, Harold, 1964.....Houston, Texas
Cech, Henry, 1948-49-50.....Berwyn, Ill.
Cerv, Bob, 1947-48-49-50.....Weston, Neb.
Chalk, Leroy, 1969-70-71.....Big Sandy, Texas
Chambers, Phil, 1975.....Denver, Colo.
Chandler, Derrick, 1992-93.....Mitchellville, Md.
Cheatham, Haanif, 2020.....Fort Lauderdale, Fla.
Chesnut, Ben, 2001.....Omaha, Neb.
Christine, Cal, 1971-72-73.....Sterling, Neb.
Chubick, Bruce, 1991-92-93-94.....Atkinson, Neb.
Clemmons, Brennon, 2002-03.....Indianapolis, Ind.
Cloudy, Stan, 1983-84.....Center, Texas
Coard, Eric, 1973-77.....Washington, D.C.
Cochran, Cary, 1999-2000-01-02.....Minden, Iowa
Coker, Fred, 1974.....Redondo Beach, Calif.
Collins, J.C., 1917
Collins, Ray, 1979-80-81-82.....Chicago, Ill.
Conklin, Brian, 2001-02-03-04.....Hubbard, Ohio
Conklin, Leonard N., 1931.....Minatare, Neb.
Cook, Thomas, 1946.....Culver, Ind.
Copeland Jr, Isaac, 2018-19.....Raleigh, N.C.
Coppole, Leland, 1932-33-34.....Rosalie, Neb.
Cortelyou, Spencer, 1899-1900-01-02.....Omaha, Neb.
Costello, Justin, 2019.....Omaha, Neb.
Coufal, Norman, 1955-56.....David City, Neb.
Cox, Larry, 1974-75-76.....Denver, Colo.
Cox, Rodney, 1947-48-49.....Lincoln, Neb.
Cozier, Kenneth J., 1923-24.....Aurora, Neb.
Cresswell, Chris, 1990-91-92.....Merced, Calif.
Cronin, Jackson, 2022.....Great Neck, N.Y.
Cross, Kevin, 2020.....Little Rock, Ark.
Cunningham, Bill, 1979.....Ft. Wayne, Ind.
Curran, Sammy, 1980.....Liberal, Kan.
Curtis, Rodney, 1988.....Upper Marlboro, Md

D D D

Dagunduro, Ade, 2008-09.....Inglewood, Calif.
Damm, Jim, 1966-67-68.....Bellflower, Calif.
Davey, G. Seldon, 1930-31.....Lincoln, Neb.
Davison, Charles Minot, 1931-32.....Lincoln, Neb.
Davison, Matt, 2000.....Tecumseh, Neb.
Day, Bernard, 1986-87.....Washington, D.C.
Despot, Srebrenko, 1978.....Zagreb, Yugoslavia
Dewitz, Rufus, 1924.....Stanton, Neb.
Diaz, Jorge Brian, 2010-11-12.....Caguas, Puerto Rico
Dock, Titus, 1984.....Perkins, Ga.
Doebbele, Dudley, 1956-57.....Elmwood, Neb.
Dohrmann, Elmer, 1936-37-38.....Staplehurst, Neb.
Dolezal, Eric, 1989.....La Porte, Ind.
Dourisseau, Jason, 2003-04-05-06.....Omaha, Neb.
Downing, Greg, 1980-81-82-83.....Duluth, Minn.
Drevo, Andrew, 2003-04.....Lincoln, Neb.
Dworak, Thomas, 1944.....Lincoln, Neb.

E E E

Easley, Charlie, 2020.....Lincoln, Neb.
Ebaugh, Floyd, 1936-37-38.....Superior, Neb.
Eckelman, Eric, 1979.....Muncie, Ind.
Edwards, Alonzo, 2009.....Houston, Texas
Edwards, Keon, 2022.....Houston, Texas
Ekstrom, Fred, 1924-25-26.....Newman Grove, Neb.
Ekwall, Rex, 1955-56-57.....Holmesville, Neb.
Eldridge, Bruce, 1918.....Omaha, Neb.
Elliott, Newell J., 1903.....Beatrice, Neb.
Elliott, Robert, 1937-38-39.....West Point, Neb.
Elliott, Thomas, 1926-27-28.....West Point, Neb.
Elrabi, Mohammad, 2017.....Omaha, Neb.
Elson, Kenneth, 1942-43.....North Platte, Neb.
Empkey, Frank, 1966-67.....Omaha, Neb.
Enright, Mark, 1974.....Cedar Rapids, Iowa
Enright, Roy, 2003.....Omaha, Neb.
Erwin, Steve, 1973-74-75.....Laurel, Neb.
Evelyn, Bakari, 2016.....Detroit, Mich.
Extrom, LeGrant, 1952.....Holdrege, Neb.

F F F

Fagler, Willard, 1952-53-54-55.....Harvard, Neb.
Farmer, Tony, 1991.....Los Angeles, Calif.

Ferguson, J. Malcolm, 1903.....Aurora, Neb.
Ffriend, Kimani, 2000-01.....Kingston, Jamaica
Fields, Rodney, 2000-01.....Tampa, Fla.
Fisher, Morris, 1929-30-31.....Lincoln, Neb.
Fitz, Don, 1939-40-41.....Lincoln, Neb.
Fitzgibbon, John, 1941-42-43.....Tobias, Neb.
Fitzpatrick, Wilson, 1958.....Marshall, Mo.
Florence, Larry, 1997-98-99-2000.....Phenix City, Ala.
Flothow, Paul, 1917.....Omaha, Neb.
Flynn, W.H., 1917
Ford, Kedrick, 2001-02.....Macon, Ga.
Fory, Jerry, 1973-74-75-76.....Chicago, Ill.
Fox, Mike, 2010-11-12.....Beatrice, Neb.
Frank, Owen, A., 1911-12.....Grand Island, Neb.
Fredstrom, Paul, 1952-53.....Lincoln, Neb.
Fuller, Nick, 2015-16-17.....Sun Prairie, Wis.

G G G

Galleagos, Ray, 2010-11-13-14.....Salt Lake City, Utah
Galter, Morris, 1944.....Lincoln, Neb.
Gardner, Charles H., 1916
Gardner, J., 1916
Garner, Bernard, 1996-97.....Many, La.
Gates, Bob, 1950.....Lincoln, Neb.
Gericik, Philip, 1926-27.....Omaha, Neb.
Gerhart, Harold, 1918.....Newman Grove, Neb.
Geter, Lewis, 1990.....Columbus, Ohio
Gibson, James P., 1911-12.....Holdrege, Neb.
Gill, Anton, 2017-18.....Raleigh, N.C.
Gillilan, Charles, 1919.....Hardy, Neb.
Gilreath, Ivan, 1981.....Omaha, Neb.
Glock, Jason, 1992-94-95-96.....Wahoo, Neb.
Goetze, Hartmann, 1940-41-42.....St. Joseph, Mo.
Gohde, George H., 1928.....Lincoln, Neb.
Good, Joseph, 1951-52-53.....Lincoln, Neb.
Goodson, Orr, 1924-25.....Lincoln, Neb.
Grace, Harvey, 1928-29-30.....Mascot, Neb.
Gratopp, Bob, 1968-69-70.....Geneva, Neb.
Graves, Allen, 1958.....Lincoln, Neb.
Green, Jervay, 2020.....Denver, Colo.
Gregory, Amos, 1993.....Nashville, Tenn.
Gregory, Tom, 1971-72.....Fullerton, Calif.
Gribble, George, 1942.....Greenwood, Neb.
Grimm, Lloyd, 1937-38-39.....Omaha, Neb.
Grupe, Ivan, 1961-62-63.....Byron, Neb.
Gutleben, J.S., 1896

H H H

Hagensick, Edmund H., 1902-03-04-05.....Lincoln, Neb.
Hagensick, Harry E., 1902.....Lincoln, Neb.
Hahn, Robert, 1945.....Fremont, Neb.
Hale, Leland, 1935-36-37.....Lincoln, Neb.
Hammond, Jake, 2015-16.....Comanche, Okla.
Hamilton, Venson, 1996-97-98-99.....Forest City, N.C.
Hankins-Cole, Quincy, 2010.....Roosevelt, N.Y.
Hanzlik, M., 1912-14
Hare, Fred, 1965-66.....Omaha, Neb.
Hare, Jerry, 1954.....Grand Island, Neb.
Harley, Steve, 2008-09.....Temple Hills, Md.
Harriman, Brant, 1998.....Mason City, Iowa
Harris, Amir, 2019.....Frederick, Md.
Harris, Lee, 1972.....Omaha, Neb.
Harris, Rickey, 1974-75-76-77.....Denver, Colo.
Harry, Robert, 1958-59-60.....York, Neb.
Hartley, Harold S., 1921.....Harvard, Neb.
Haskell, Ross K., 1912-13-14
Hassler, Francis, 1943.....McCook, Neb.
Hawkins, Earl, 1913-14-15.....Oshkosh, Wis.
Hawkins, Nathan, 2014.....Garland, Texas
Hay, John, 1940-41.....Lincoln, Neb.
Hayes, Carl, 1990-91-92.....Chicago, Ill.
Hecox, Fred, 1945-46.....Cozad, Neb.
Hedberg, Curt, 1975-77-78-79.....Lincoln, Neb.
Heiman, Brady, 2019.....Springfield, Neb.
Heimos, Dan, 2002-03.....Waterloo, Ill.
Heinzelman, Robert, 1942-43.....Falls City, Neb.
Held, Sidney, 1940-41-42.....Lincoln, Neb.



Bill Jackman totaled 500 points, 418 rebounds and 101 assists in his three-year Husker career.

Henrion, Walter, 1932-33 Wichita, Kan.
Henry, Sek, 2007-08-09-10 Los Angeles, Calif.
Hester, Wayne, 1958-59-60 Lincoln, Neb.
Hewitt, Irenaeus P., 1902-03 Lincoln, Neb.
Hilliard Jr., Corey, 2012 Kansas City, Mo.
Hiltner, Arthur H., 1910-11-12 Lincoln, Neb.
Hiltner, Walter G., 1903 Lincoln, Neb.
Hinckley, Ryan, 1997 Pocatello, Idaho
Hoar, J.W., 1903-05-07 Lyons, Neb.
Hoemann, Vic, 1945 Newell, Iowa
Hoffman, J.F., 1991-92 Cambridge, Neb.
Hokuf, Stephen, 1930-31-33 Crete, Neb.
Holder, Allen, 1976-77 Las Vegas, Nev.
Holley, Myles, 2010 Norfolk, Va.
Hollins, Kenneth, 1944-45 Valley, Neb.
Holm, Elmer, 1927-28-29 Omaha, Neb.
Holmes, Joe, 1999 Seat Pleasant, Md.
Hoppen, Dave, 1983-84-85-86 Omaha, Neb.
Horne, Jeriah, 2017 Overland Park, Kan.
Howard, Terry, 1957 Elkhorn, Neb.
Howard, Warren, 1914 Omaha, Neb.
Hubka, Ernest, 1918 Virginia, Neb.
Huge, Jim, 1961-63 Holdrege, Neb.
Hugg, Ed, 1914-15-16 Cambridge, Neb.
Hughes, Brett, 1982-83 Waterloo, Ind.
Hughes, Michael, 1992 Peoria, Ill.
Hussey, John W., 1920 Cambridge, Neb.
Hutchinson, W.C., 1910-11 Lincoln, Neb.
Hyde, Leslie E., 1913 Lincoln, Neb.

III

Ideus, Chad, 1996 Adams, Neb.
Ingersoll, Arthur E., 1909-10 Tecumseh, Neb.

J J J

Jackman, Bill, 1985-86-87 Grant, Neb.
Jackson, Don, 1973 Chatsworth, Calif.
Jackson, Jack, 1939 Omaha, Neb.
Jackson, Stanley, 1977 Las Vegas, Nev.
Jackson, Wm. Carl, 1918-19 Lincoln, Neb.
Jacobson, Michael, 2016-17 Waukegan, Iowa
Jaeger, Chad, 1994 Lexington, Neb.
Jensen, Clifford, 1930 Omaha, Neb.
Jeter, Lance, 2010-11 Beaver Falls, Pa.
Johnette, Michael, 1997-98 Omaha, Neb.
Johnson, Bill, 1987-88 Plainview, Neb.
Johnson, Chad, 1998-99 Monticello, Fla.
Johnson, Eric, 1988-89 Brooklyn, N.Y.
Johnson, Handy, 1982-83 Chicago, Ill.
Johnson, Jamar, 1992-93-94 Elkhart, Ind.
Johnson, Lenard, 1982-83 Kirkwood, Mo.
Johnson, Nate, 2003-04 Kansas City, Kan.
Johnson, William, 1952-53-54 Lincoln, Neb.
Jones, Charles, 1962-63-64 Washington, D.C.
Jones, Eshaunte, 2010-11 Fort Wayne, Ind.
Jones, Wilbur A., 1910 Omaha, Neb.
Jungmeier, Walter, 1920 Lincoln, Neb.
Jungmeier, Wesley, 1920 Lincoln, Neb.
Jura, Chuck, 1970-71-72 Schuyler, Neb.

K K K

Kacer, Oldyn, 1919 Crete, Neb.
Karn, Matt, 2010-11 Philpot, Ky.
Kavas, Matej, 2020 Ljubljana, Slovenia
King, Lyle, 1940-41-42 Lincoln, Neb.
King, Rich, 1988-89-90-91 Omaha, Neb.
Kipper, Paul, 1951 Lincoln, Neb.
Kirilin, Albert, 1947 Havelock, Neb.
Klepser, Merritt J., 1923-25-27 Omaha, Neb.
Knutzen, Owen, 1943 Cedar Bluffs, Neb.
Koca, Todd, 1988-89 Papillion, Neb.
Koehler, John P., 1901-02 Lincoln, Neb.
Koenig, Robert, 1945 Yankton, S.D.
Kohl, Adam, 1922 Hastings, Neb.
Korte, Robert, 1946 Fairbury, Neb.
Kortus, Joel, 1963-64-65 Lincoln, Neb.
Koster, George, 1931-32 Lincoln, Neb.

Kovanda, William, 1937-38-39 Elk Creek, Neb.
Kowalke, James, 1959-60-61 Sioux City, Iowa
Krake, Lee S., 1905-07 West Point, Neb.
Krall, Robert, 1928-29 Grand Island, Neb.
Krenk, Nick, 2007-08-09 Nebraska City, Neb.
Kubacki, Jim, 1956-57-58 Toledo, Ohio
Kuhlman, Elza, 1944 Lincoln, Neb.
Kurkowski, Kye, 2012-13-15 Grant, Neb.

L L L

Lakes, Trevor, 2021-22 Lebanon, Ind.
Lantz, Stuart, 1966-67-68 Uniontown, Pa.
Lawry, Anton, 1947-48-49-50 Omaha, Neb.
Laws, Malcolm, 2016-17-18 Orlando, Fla.
Lawson, Wm. Vinton, 1926 Omaha, Neb.
Leacox, Robert, 1935-36 Shenandoah, Iowa
Lebsack, Gayle, 1946-47 Lincoln, Neb.
Ledsome, Jim, 2006 Severna Park, Md.
Lee, Brendy, 1972-73-74 Brush, Colo.
Leitner, Roger, 1967-68 McCook, Neb.
Lenser, Kurt, 1932 Hildreth, Neb.
LeRossignol, Curt, 1971-72 Lincoln, Neb.
Letts, Madison, 1932 St. Joseph, Mo.
Lewandowski, Adolph J., 1928-29-30 Chicago, Ill.
Lively, Kelly, 1989-90-91 Torrington, Wyo.
Livingston, Dale, 1946 Hastings, Neb.
Livingston, Leslie, 1940-41-42 Lincoln, Neb.
Loder, Dwight, 1934 Waverly, Neb.
Logan, Chris, 1985-86 Natchez, Miss.
Lue, Tyrone, 1996-97-98 Mexico, Mo.
Lundholm, William, 1959 Mt. Morris, Ill.
Lunney, Kenneth, 1932-33-34 York, Neb.

M M M

MacFarlane, Dave, 1980 Plattsmouth, Neb.
Mack, Cam, 2020 Austin, Texas
Maclay, Donald, 1929-30-31 Auburn, Neb.
Malecek, Joseph, 1949-50 Osage, Iowa
Mann, Kyle, 1998 Omaha, Neb.
Manning, Pete, 1988-89 Trenton, N.J.
Maric, Aleks, 2005-06-07-08 Sydney, Australia
Markowski, Andy, 1996-97-98-99 Ord, Neb.
Marks, Kyle, 2006-07 Riviera Beach, Fla.
Marquiss, Warren, 1943 Omaha, Neb.
Marsh, Ricky, 1973-74 New York, N.Y.
Marshall, Harvey, 1985-86 Jackson, Tenn.
Martin, Sam, 1968-69-70 Pawnee City, Neb.
Martin, Val, 1976 South Bend, Ind.
Martz, Mike, 1984-85-86-87 Beatrice, Neb.
Mason, Paul, 1932-33-34 Omaha, Neb.
Matson, Charles E., 1896 Wisner, Neb.
Matzke, John, 1982-84-85-86 Lincoln, Neb.
Matzke, Stan, 1952-53-54-55 Lincoln, Neb.
Mauch, Arthur, 1931-32 Bassett, Neb.
Maxey Sr., Al, 1959-60 Indianapolis, Ind.
Mayen, Lat, 2021-22 Adelaide, Australia
McCarty, Marques, 2002-03 Sugarland, Texas
McCray, Joe, 2005 Fort Lauderdale, Fla.
McCray, Toney, 2009-11-12 Missouri City, Texas
McDonald, Paul, 1977 Chisholm, Minn.
McGowens, Bryce, 2022 Pendleton, S.C.
McGowens, Trey, 2021-22 Pendleton, S.C.
McGraw, Chris, 2022 Columbus, Ohio
McPipe, Carl, 1976-77-78-79 Hammond, Ind.
McVeigh, Jack, 2016-17-18 Cabarita Beach, Australia
McVicker, Mark, 1977-78-79-80 Hastings, Neb.
Menke, Trevor, 2012-13-14-15 Beatrice, Neb.
Mercier, Bob, 1951 Lincoln, Neb.
Mielenz, Frank, 1926 Stanton, Neb.
Miller, Cookie, 2008-09 Charleston, W.V.
Mitchell, Alvin, 1997 Omaha, Neb.
Moller, Cliff, 1969 New York, N.Y.
Moody, Keith, 1990-91 Herndon, Va.
Moore, Bob, 1978-79 Pittsburgh, Pa.
Moore, Curtis, 1984-85 Mount Vernon, N.Y.
Moore, Jack, 1979-80-81-82 Muncie, Ind.
Moore, James, 1984 Omaha, Neb.
Moore, Josiah, 2012 Norcross, Ga.

Moore, M.S., 1899 Lincoln, Neb.
Moore, Mikki, 1994-95-96-97 Gaffney, S.C.
Morrell, (no first name), 1912 Lincoln, Neb.
Morrison, C.C., 1899 Lincoln, Neb.
Morrison, C.E., 1896 Lincoln, Neb.
Morrow Jr., Ed, 2016-17 Chicago, Ill.
Moser, W.A., 1905-07 Lincoln, Neb.
Mosser, Cornelius, 1948 Cambridge, Ohio
Muhleisen, Jake, 2002-03-04-05 Lincoln, Neb.
Mulvaney, Charles, 1946 Omaha, Neb.
Munger, Glen, 1922 Columbus, Neb.
Munn, Glen B., 1929 Lincoln, Neb.
Munn, Glenn, 1928 Lincoln, Neb.
Munn, Monte, 1920-21 Lincoln, Neb.
Munson, Bob, 1971 Bradford, Vt.
Myers, C.B., 1914-15 New York, N.Y.
Myrtil, Gerard, 1978-79 New York, N.Y.

N N N

Naderer, Mike, 1978-79-80-81 Scottsdale, Ariz.
Nannan, Lyle, 1956-57 Syracuse, Neb.
Nannan, Neil, 1962-63-64 Syracuse, Neb.
Neal Jr., Marcus, 2004-05 Annapolis, Md.
Nelson, Ben, 2007-08-09-10 Atwater, Minn.
Nelson, Douglas, 1944 Wausau, Neb.
Nelson, H., 1916-17 Lincoln, Neb.
Nelson, Lawrence, 1936 Curtis, Neb.
Nelson, Leif, 1996 Riverside, Calif.
Neubert, Keith, 1984-86-87 Fort Atkinson, Wis.
Newman, Richard, 1919-20-21 Columbus, Neb.
Newton, Bernard A., 1903 Beaver City, Neb.
Nielsen, R., 1901 Lincoln, Neb.
Niemann, Christopher, 2011-12 Kuhlungsborn, Germany
Nissen, Al, 1970-71-72 Miller, S.D.
Novak, Terry, 1975-77-78 Lincoln, Neb.
Novak, Tom, 1972-73-74 Lincoln, Neb.

O O O

Okeke, Doby, 2018 Jonesboro, Ga.
Olson, Carl, 1928-29 Lincoln, Neb.
Othmer, Kenneth, 1927-28 Omaha, Neb.
Ouedraogo, Ivan, 2020-21 Bordeaux, France
Owen, L.R., 1911 Lincoln, Neb.
Owens, Dapreis, 1989-90-91-92 Mansfield, Ohio

P P P

Page, Theodore, 1927 Crete, Neb.

Palmer Jr., James, 2018-19 Upper Marlboro, Md.
Parker, Benny, 2013-14-15-16 Kansas City, Kan.
Parsons, Robert, 1936-37-38 Lincoln, Neb.
Parsons, Rollin, 1933-34-35 Lincoln, Neb.
Parsons, Ronald, 1957 Cleveland, Ohio
Patty, Jesse, 1919-20 Omaha, Neb.
Pearson, Brice, 1965 San Mateo, Calif.
Peltz, Mike, 2013-14 Alliance, Neb.
Perry, Harry O., 1908-09-10 Lincoln, Neb.
Perry, Marcus, 2006-07 Anniston, Ala.
Peterson, Arthur, 1945 Millard, Neb.
Peterson, Mike, 1970-71-72 Omaha, Neb.
Petrashek, G.L., 1909-10 Humboldt, Neb.
Petsch, Daryl, 1962-63-64 Marysville, Kan.
Petteway, Terran, 2014-15 Galveston, Texas
Phifer, Ryan, 1997-98 North Platte, Neb.
Phillips, Albert, 1918 Beatrice, Neb.
Phipps, Hansel, 1931 Whitman, Neb.
Piatkowski, Eric, 1991-92-93-94 Rapid City, S.D.
Piatkowski, Jace, 2020-21 Omaha, Neb.
Piatkowski, Troy, 1997-98-99 Rapid City, S.D.
Pickett, John, 1919-20 Scottsbluff, Neb.
Pierce, Robert, 1949-50-51 Lincoln, Neb.
Pillsbury, Melville P., 1899-1902 Lincoln, Neb.
Ping, Shang, 2008 Haerbin, China
Pitcaithley, Harry, 1939-40 Lincoln, Neb.
Pitchford, Walter, 2014-15 Grand Rapids, Mich.
Placek, Emil E., 1896 Wahoo, Neb.
Ploetz, John, 1978 Shorewood, Wis.
Ponce, David, 1983-84 San Jose, Calif.
Porter, Bret, 2020-21 Omaha, Neb.
Poynter, Floyd, 1920 Lincoln, Neb.
Puelz, Dennie, 1962-63 Lincoln, Neb.

R R R

Ramos, Jose, 1991 Miami, Fla.
Randall, Albert, 1939-40-41 Omaha, Neb.
Raymond, Isaac P., 1902 Lincoln, Neb.
Reckewey, Kent, 1973-74-75 Lincoln, Neb.
Reid, Beau, 1988-89-90-91 Lancaster, Ohio
Reimers, Gary, 1956-57-58 Millard, Neb.
Reiners, Al, 1966 Hastings, Neb.
Rekeweg, Jeff, 1987-88 Kendallville, Ind.
Renfro, Claude, 1981-82-83 Winslow, Ariz.
Renzelman, Gary, 1953-54-55 Scottsbluff, Neb.
Retherford, Claude, 1947-48-49 French Lick, Ind.
Reynolds, Harry Burch, 1919 Lincoln, Neb.
Reynolds, James, 2004 Los Angeles, Calif.

N 2022-23 NEBRASKA BASKETBALL ALL-TIME LETTERWINNERS



Clifford Scales helped the Huskers set a school record with 26 wins during the 1990-91 season. Scales averaged 10.2 points per game, as he was one of five Huskers who averaged double figures.



Tai Webster totaled over 1,000 career points during his Husker career and has played in two FIBA World Cups for his native New Zealand.

Richardson Jr., Charles, 2004-05-06-07 Maywood, Ill.
Richardson, Brandon, 2009-10-11-12 Los Angeles, Calif.
Richardson, Ray, 1989-90 South Bend, Ind.
Riddell, Ted, 1917 Beatrice, Neb.
Riddlesbarger, William P., 1922-23 Iowa City, Iowa
Riehl, Tony, 1971-72-73 Louisville, Ky.
Ritchie, Max, 2013 Nebraska City, Neb.
Rivers, David, 2012-13-14-15 Little Rock, Ark.
Robinson II, John, 2001-02 Channelview, Texas
Robinson, Magnus, 1946 Norfolk, Neb.
Roby, Isaiah, 2017-18-19 Dixon, Ill.
Rooney, Patrick, 1944 Brownville, Neb.
Roots, Al, 1960-61 Kansas City, Kan.
Roy, William, 1955 Berwyn, Ill.
Russell, Robert C., 1920-22 Washington, D.C.
Russell, Thomas R., 1961-62 Independence, Kan.
Rutherford, Richard B., 1914-15-16 Beatrice, Neb.

S S S

Sallee, Chris, 1995-96 Scottsdale, Ariz.
Salomon, Cole, 2008-09 Omaha, Neb.
Sandbulte, Gerald, 1952-53 Sioux Center, Iowa
Sandstedt, James, 1946 Omaha, Neb.
Sauer, George, 1932-33 Lincoln, Neb.
Scales, Clifford, 1988-89-90-91 Maywood, Ill.
Scantlebury, Tom, 1968-69-70 Oakland, Calif.
Scarlett, Trent, 1982-83 Las Vegas, Nev.
Schleiger, Richard, 1947-48-49 Omaha, Neb.
Schliep, Bronsen, 2003-04-05-06 Fairfield, Neb.
Schmidt, A., 1908-09
Schmidt, August C., 1909-10 Lincoln, Neb.
Schneider, Leo, 1946 Rock Island, Ill.
Schwindt, Andy, 1997 Palos Verdes, Calif.
Sealer, Joel, 1985-86-87 Omaha, Neb.
Seger, Fred, 1952-53-54 Omaha, Neb.
Shaver, Dan, 1966-67 La Crecenta, Calif.
Schellenberg, Elmer, 1918-19-20 Beatrice, Neb.
Shields, Paul, 1915-16 Omaha, Neb.
Shields, Paul, 1947-48 Monrovia, Ind.
Shields, Shavon, 2013-14-15-16 Olathe, Kan.
Shipwright, Richard, 1959 Pender, Neb.
Shoecraft, Jerry, 1979-80-81-82 Muncie, Ind.
Shultis, Jason, 2017 Dannebrog, Neb.
Siegel, Bob, 1974-75-76-77 Fairbury, Neb.
Simmons, Grant, 1964-65-66 Omaha, Neb.
Simmons, Ron, 1966-67-68 Sumner, Neb.
Simms, Corey, 2002-03-04-05 St. Louis, Mo.
Sladovnic, Charles, 1962 Omaha, Neb.
Smaha, Clark, 1925-26-27 Ravenna, Neb.
Smidt, Don, 1956-57-58 Helena, Mont.
Smith, Andre, 1978-79-80-81 Chicago, Ill.
Smith, Austin H., 2010-21-22
Smith, Charles L., 1954-55-56 Anderson, Ind.
Smith, H.B., 1899
Smith, Leslee, 2014-15 Long Look, British Virgin Islands
Smith, Mike, 2007 Bronx, N.Y.

Smith, Richard, 1988 Chicago, Ill.
Smith, Ronnie, 1984-85 Galveston, Texas
Smith, Tarin, 2015 Ocean Township, N.J.
Smith, Terry, 1982-83 Moberly, Mo.
Smith, Todd, 1999 Milledgeville, Ga.
Snyder, James, 1951 Winchester, Ind.
Sorensen, Harry, 1934-35-37 Hardy, Neb.
Spear, John, 1922 Genoa, Neb.
Spear, Wallace, 1918-19 Genoa, Neb.
Spears, Jerry, 1964-65 Columbus, Ohio
Spencer, Bo, 2012 Baton Rouge, La.
Sprague, Leon, 1926 York, Neb.
Srb, Richard, 1947-48-49 Lincoln, Neb.
Standhardinger, Christian, 2010. Munich, Germany
Stange, Drew, 1981-82 Lincoln, Neb.
Stebbins, (no first name), 1900
Stegall, Shuan, 2004 Stone Mountain, Ga.
Steinbrook, Lee, 1995 Columbus, Neb.
Stevenson, Shamiel, 2021 Toronto, Ontario
Stewart, Marvin, 1969-70-71 Chicago, Ill.
Stipsky, Ed, 1931 Hooper, Neb.
Stone, Charles, 1967 Oakland, Calif.
Story, C.M., 1899
Strahan, James, 1945 Wayne, Neb.
Strickland, Erick, 1993-94-95-96 Bellevue, Neb.
Stromer, Byron W., 1918 Hanover, Neb.
Strowbridge, Jay-R, 2007-08 Ardmore, Ala.
Stryker, Franklin H, 1912-13 Omaha, Neb.
Surles, Chester, 1995-96 Saginaw, Mich.
Svehla, Matt, 1988-89 Clarkson, Neb.
Swank, George, 1959 Mansfield, Ohio
Swett, Rex, 1960-61-62 Huron, S.D.

T T T

Talley, Dylan, 2012-13 Camden, N.J.
Tallman, Frank, 1938-39-40 Creston, Iowa
Tangeman, Robert, 1944 Greta, Neb.
Taylor, Evan, 2017-18 Cincinnati, Ohio
Taylor, Ron, 1974-75 Midland, Texas
Theisen, Ralph, 1916 West Point, Neb.
Therien, Robert, 1939-40 Lincoln, Neb.
Thom, Jim, 1956 Lincoln, Neb.
Thomas, (no first name), 1901
Thomas, Dwight P., 1918 Lincoln, Neb.
Thomas, Grant, 1938-39 Kearney, Neb.
Thomas, Ryan, 2000-01 St. Joseph, Mich.
Thomas, Wilson, 2001-02 Omaha, Neb.
Thompson, John, 1941-42-43 Lincoln, Neb.
Thorbjarnarson, Thorir, 2018-19-20-21
..... Reykjavik, Iceland
Thornton, Marcus, 2001 Rochester, N.Y.
Tipton, Milo, 1923-24-25 Tabor, Iowa
Tipton, Paul W., 1922 Tabor, Iowa
Tominaga, Keisei, 2022
..... Moriyama Nagoya Aichi, Japan
Torrens, Lee, 1969-70 Bellevue, Neb.

Trueblood, Johnny, 2016-18-19 Omaha, Neb.
Truscott, Louis, 1999-2000 Houston, Texas
Tshimanga, Jordy, 2017-18 Montreal, Quebec
Turek, John, 2002-03-04-05 Council Bluffs, Iowa
Turner, Herschell, 1958-59-60 Indianapolis, Ind.
Tyrance, Jordan, 2012-13 Lincoln, Neb.

U U U

Ubel, Brandon, 2010-11-12-13 Overland Park, Kan.
Underwood, Clinton, 1912-13 Omaha, Neb.
Usher, Willard O., 1923-24-25 Omaha, Neb.

V V V

Vacanti, Charles, 1940 Omaha, Neb.
Van Poelgeest, Richard, 1987-88-89-90
..... Ryswijk, Netherlands
Vance, Deak, 1986 Muncie, Ind.
Vedral, Noah, 2020 Wahoo, Neb.
Velder, Paul, 2007-08-09 Blacksburg, Va.
Verge Jr., Alonzo, 2022 Chicago, Ill.
Vick, Derrick, 1987-88 Chicago, Ill.
Vincent, William, 1962-63 Omaha, Neb.
Volz, Mathias G., 1923-24-25 Omaha, Neb.
Von Seggern, Dale, 1968-69-70 Orchard, Neb.
Vucetic, Sergej, 2013-14 Vrbas, Serbia

W W W

Wagner, Robert, 1967-68 Erie, Pa.
Wahlquist, George, 1933-35-36 Hastings, Neb.
Wald, Tom, 1995-96 Brooklyn Park, Minn.
Walsh, Elmer, 1961 Lincoln, Neb.
Walker, B.J., 2006 Cincinnati, Ohio
Walker, Caleb, 2011-12 Hutchinson, Kan.
Walker, Danny, 2000 Los Angeles, Calif.
Walker, Derrick, 2021-22 Kansas City, Mo.
Walker, G.E., 1899
Walker, Marcus, 2006 Kansas City, Mo.
Wall, Jan, 1960-61 Lincoln, Neb.
Walsh, Larry, 1950 Ponca, Neb.
Walsh, Walter W., 1907-08-09 Lincoln, Neb.
Walton, Kenny, 1981-82-83 Indianapolis, Ind.
Wampler, Lloyd, 1936 Dorchester, Neb.
Ward, Harrison, 1951 Plainfield, Ind.
Warfield, G.A., 1896
Warren, (no first name), 1901
Warren, Glen, 1921-22-23 Lincoln, Neb.

Waterman, R.L., 1900
Watson Jr., Glynn, 2016-17-18-19 Bellwood, Ill.
Watters, F.E., 1911
Watts, Randy, 1971-72 Richmond, Ky.
Webb, Coley, 1964-65-66 Elkhart, Ind.
Weber, Don, 1952-53-54 Estherville, Iowa
Webster, Kobe, 2021-22 Indianapolis, Ind.
Webster, Tai, 2014-15-16-17 Auckland, New Zealand
Wells, William, 1954-57 West Baden, Ind.
Werner, Alton, 1937-38-39 Kansas City, Mo.
Wertz, L.E., 1917
West, Tim, 1980 Urbana, Mo.
Whitaker, Henry, 1934-35-36 St. Joseph, Mo.
White III, Andrew, 2016 Richmond, Va.
White, Anthony, 1984-85 Wichita, Kan.
White, Jamel, 2006 Brooklyn, N.Y.
Whitehead, Milton, 1948-49-50 Scottsbluff, Neb.
Wicklund, Andrew, 2008 Colorado Springs, Colo.
Widman, Harvey, 1934-35-36 Mead, Neb.
Wilbrand, Tony, 2003-04-05-06 Alliance, Neb.
Wilcher, C.J., 2022 Plainfield, N.J.
Wilkinson, Wes, 2003-04-05-06 Grand Island, Neb.
Williams, Eric, 1980-81-83-84 South Bend, Ind.
Williams, Rodney, 1998 Houston, Texas
Willis, Stephen, 1975-76 Indianapolis, Ind.
Wilnes, Norman, 1950-51 North Platte, Neb.
Wilson, Dow, 1938 Dow City, Iowa
Wischmeier, B. Scott, 1932 Turkey Creek, Neb.
Witte, Willard, 1928-29-30 Lincoln, Neb.
Wood, Elijah, 2021 Potomac, Md.
Wood, Wilbur S., 1908-09-10 Lincoln, Neb.
Woolridge, Andre, 1993 Omaha, Neb.
Wortmann, Craig, 1999-2000 Hartington, Neb.
Wright, Earl, 1963-64 Lincoln, Neb.
Wyant, Harlan, 1924 Newman Grove, Neb.

Y Y Y

Yaffee, Irvin, 1939-40 Omaha, Neb.
Yates, James, 1961-64 Randolph, Iowa
Young, Max, 1941-42-43 Lincoln, Neb.



Grand Island native Wes Wilkinson led the Huskers with 11.9 points and averaged 6.2 rebounds and 1.9 blocks per game as a senior in 2005-06 to help the Huskers reach the NIT.

ALL-AMERICANS (8)

- 1913 Sam Carrier, Guard
- 1931 Don Maclay, Center
- 1933 Steve Hokuf, Guard
- 1936 George Wahlquist, Guard
- 1937 Robert Parsons, Guard
- 1952 James Buchanan, Guard
- 1959 Herschell Turner, Guard
- 1978 Carl McPipe, Center

FIRST-TEAM ALL-CONFERENCE (43)

Missouri Valley (10)

- 1909 W.W. Walsh, Forward
- 1910 H.O. Perry, Forward
- 1911 J.P. Gibson, Forward
- O.A. Frank, Guard
- 1913 Ross Haskell, Forward
- Sam Carrier, Guard
- 1919 Carl Jackson, Forward
- 1925 Orr Goodson, Center
- Mathias "Mutt" Volz, Guard
- 1927 Clark Smaha, Forward

Big Six (8)

- 1930 Don Maclay, Center
- 1931 Steve Hokuf, Guard
- 1933 Steve Hokuf, Guard
- 1936 George Wahlquist, Forward
- 1937 Robert Parsons, Guard
- 1938 Robert Parsons, Guard
- 1941 Sid Held, Guard
- Don Fitz, Guard

Big Seven (4)

- 1949 Claude Retherford, Guard
- Milton "Bus" Whitehead, Forward
- 1950 Milton "Bus" Whitehead, Forward
- 1952 James Buchanan, Guard

Big Eight (18)

- 1960 Herschell Turner, Guard
- 1966 Grant Simmons, Guard
- 1967 Stuart Lantz, Guard

- 1968 Stuart Lantz, Guard
- 1971 Marvin Stewart, Guard
- 1972 Chuck Jura, Center
- 1974 Jerry Fort, Guard
- 1975 Jerry Fort, Guard
- 1976 Jerry Fort, Guard
- 1978 Brian Banks, Guard
- 1980 Andre Smith, Center
- 1981 Andre Smith, Center
- 1982 Jack Moore, Guard
- 1984 Dave Hoppen, Center
- 1985 Dave Hoppen, Center
- 1986 Dave Hoppen, Center
- 1993 Eric Piatkowski, Guard
- 1994 Eric Piatkowski, Guard

Big 12 (3)

- 1998 Tyronn Lue, Guard
- 1999 Venson Hamilton, Center
- 2008 Aleks Maric, Center

Big Ten (2)

- 2014 Terran Petteway, Guard
- 2018 James Palmer Jr., Guard

JIM PHELAN NATIONAL COACH OF THE YEAR (1)

- 2014 Tim Miles

CONFERENCE COACH OF THE YEAR (7)

Big Eight (6)

- 1966 Joe Cipriano (AP)
- 1978 Joe Cipriano (UPI)
- 1980 Moe Iba (AP/UPI)
- Joe Cipriano (UPI)
- 1981 Moe Iba (UPI)
- 1991 Danny Nee (AP/UPI)

Big Ten (1)

- 2014 Tim Miles (Coaches)

CONFERENCE PLAYER OF THE YEAR (2)

Big Eight (1)

- 1981 Andre Smith (AP/UPI)

Big 12 (1)

- 1999 Venson Hamilton (AP/Coaches)

BIG EIGHT FRESHMAN OF THE YEAR (1)

- 1993 Erick Strickland (AP/Coaches)

OLYMPIANS (3)

- 2012 Aleks Maric, Center (Australia)
- 2012 Ade Dagunduro, Guard (Nigeria)
- 2021 Keisei Tominaga, 3x3 (Japan)

WORLD UNIVERSITY GAMES (3)

- 1985 Dave Hoppen, Center (U.S., Silver)
- 1993 Eric Piatkowski, Guard (U.S., Gold)
- 2017 Jack McVeigh, Forward (Australia)

FIBA WORLD CUP (5)

- 1954 Bill Johnson, Forward (U.S., Gold)
- 2014 Tai Webster, Guard (New Zealand)
- 2014 Jorge Brian Diaz, Center (Puerto Rico)
- 2019 Tai Webster, Guard (New Zealand)
- 2019 Jorge Brian Diaz, Center (Puerto Rico)

22 & UNDER WORLD CHAMPIONSHIPS (1)

- 1997 Tyronn Lue, Guard (U.S., Fifth)

21 & UNDER WORLD CHAMPIONSHIPS (1)

- 2005 Aleks Maric, Center (Australia, Fourth)

U.S. OLYMPIC FESTIVAL (3)

- 1983 Dave Hoppen, Center (Bronze)
- Moe Iba, Coach, North (Bronze)
- 1991 Eric Piatkowski, Guard (Gold)


Note: Piatkowski was named to the 1991 U.S. Olympic Festival All-Tournament Team.

NABC ALL-STAR GAME (6)

- 1972 Chuck Jura, Center
- 1991 Rich King, Center
- 1994 Eric Piatkowski, Guard
- 2008 Aleks Maric, Center
- 2015 Tim Miles, Coach
- 2019 James Palmer Jr., Guard



After earning all-league honors as a junior, Tyronn Lue was a first-round NBA selection in 1998. During his collegiate career, he helped Nebraska to three postseason appearances and finished eighth in school history in scoring.



Bill Johnson won a gold medal for the United States at the 1954 FIBA World Championships (now called the FIBA World Cup) in Rio de Janeiro, Brazil. Johnson averaged 9.5 rebounds per game during his three-year career at Nebraska.



Danny Nee is the winningest coach in Nebraska history with 254 career victories over 14 seasons. A 2009 Nebraska Basketball Hall of Fame inductee, Nee was the Big Eight Coach of the Year in 1991 after leading NU to a school-record 26 victories.



Shavon Shields was a two-time CoSIDA Academic All-American and was Nebraska's Big Ten Medal of Honor winner in 2016.

COSIDA ACADEMIC ALL-AMERICANS (9)

- 1972 Chuck Jura, 3rd team
- 1978 Curt Hedberg, 5th team
- 1981 Jack Moore, 2nd team
- 1984 John Matzke, 2nd team
- 1989 Beau Reid, 3rd team
- 1991 Beau Reid, 3rd team
- 2015 Shavon Shields, 1st team
- 2016 Shavon Shields, 1st team
- 2021 Kobe Webster, 3rd team

POSTGRADUATE SCHOLARS NCAA (5)

- 1972 Al Nissen
- 1986 John Matzke
- 1987 Bill Jackman
- 1991 Beau Reid
- 2006 Bronsen Schliep

Big Eight (1)

- 1976 Kent Reckaway

Big 12 (1)

- 2006 Bronsen Schliep

BIG TEN MEDAL OF HONOR (1)

- 2016 Shavon Shields

NEBRASKA MALE STUDENT-ATHLETE OF THE YEAR (1)

- 2016 Shavon Shields

ACADEMICALL-CONFERENCE (82) Big Eight (25)

- 1966 Grant Simmons, Guard
- 1972 Chuck Jura, Center
- 1974 Tom Novak, Guard
- 1975 Larry Cox, Forward/Center
- 1976 Larry Cox, Forward/Center
- 1978 Curt Hedberg, Forward
- 1979 Curt Hedberg, Forward
- 1980 Jack Moore, Guard
- 1981 Jack Moore, Guard
- 1982 Jack Moore, Guard
- 1984 John Matzke, Forward
- 1985 John Matzke, Forward
- 1986 John Matzke, Forward
- 1987 Brian Carr, Guard
- 1988 Henry T. Buchanan, Guard
- 1989 Beau Reid, Forward
- 1990 Rich King, Center
- 1991 Beau Reid, Forward
- 1992 Bruce Chubick, Forward
- 1993 Bruce Chubick, Forward
- 1994 Bruce Chubick, Forward
- 1995 Jason Glock, Guard

Big 12 (28)

- 1996 Leif Nelson, Center
- Erick Strickland, Guard
- 1997 Andy Markowski, Forward
- 1998 Andy Markowski, Forward

- 1999 Andy Markowski, Forward
- 2002 Cary Cochran, Guard
- Brian Conklin, Forward
- John Turek, Forward
- 2003 Adam Bohac, Guard
- 2004 Brian Conklin, Forward
- Jason Dourisseau, Guard
- Jake Muhleisen, Guard
- John Turek, Forward
- Tony Wilbrand, Center
- 2005 Jason Dourisseau, Guard
- Jake Muhleisen, Guard
- Bronsen Schliep, Forward
- John Turek, Forward
- Tony Wilbrand, Center
- 2006 Jason Dourisseau, Guard
- Bronsen Schliep, Forward
- Tony Wilbrand, Center
- 2007 Paul Velander, Guard
- 2008 Paul Velander, Guard
- 2009 Paul Velander, Guard
- Nick Krenk, Guard
- 2011 Brandon Ubel, Forward
- Ray Gallegos, Guard

Big Ten (35)

- 2012 Mike Fox, Forward
- Kye Kurkowski, Forward
- Trevor Menke, Guard
- Christopher Niemann, Center
- Brandon Ubel, Forward
- 2013 Kye Kurkowski, Forward
- Brandon Ubel, Forward

- 2014 Trevor Menke, Guard
- Kye Kurkowski, Forward
- Trevor Menke, Guard
- Shavon Shields, Forward
- 2015 Nick Fuller, Guard/Forward
- Kye Kurkowski, Forward
- Trevor Menke, Guard
- Shavon Shields, Forward
- Leslee Smith, Forward
- 2016 Shavon Shields, Forward
- 2017 Tanner Borchardt, Forward
- Nick Fuller, Forward
- Michael Jacobson, Forward
- 2018 Tanner Borchardt, Forward
- Johnny Trueblood, Guard
- 2019 Tanner Borchardt, Forward
- Justin Costllo, Guard
- Thorir Thorbjarnarson, Guard
- Johnny Trueblood, Guard
- 2020 Thorir Thorbjarnarson, Guard
- 2021 Jace Piatkowski, Guard
- Bret Porter, Forward
- Thorir Thorbjarnarson, Guard
- Derrick Walker, Forward
- 2022 Chris McGraw, Guard
- Jace Piatkowski, Guard
- Derrick Walker, Forward
- Kobe Webster, Guard

NOTE: No team selected from 1967 to 1971.



1. DAVE HOPPEN – 2,167 POINTS

6-11, 235, C, 1983-86, Omaha, Neb. (Benson)

Three-time All-Big Eight center Dave Hoppen finished his career as Nebraska's all-time leading scorer with 2,167 points. Hoppen, whose four-year collegiate career was cut short by a knee injury in a game at Colorado, Feb. 1, 1986, broke or tied 19 Nebraska records and five Big Eight marks during his standout career. A native of Omaha, Neb., Hoppen was the first player in Husker basketball history to have his jersey number (42) retired.



Originally drafted by the NBA's Atlanta Hawks in the third round of the 1986 draft, he played with both Charlotte and Philadelphia, and a stint in the CBA. Hoppen was inducted into the Nebraska Basketball Hall of Fame in 1996 and Nebraska Athletics Hall of Fame in 2017.

| Season | G-GS | FG-FGA | Pct. | FT-FTA | Pct. | Reb.-Avg. | TP-Avg. |
|---------------|----------------|--------------------|-------------|----------------|-------------|----------------|-------------------|
| 1982-83 | 32-32 | 163-311 | .524 | 119-159 | .784 | 161-5.0 | 445-13.9 |
| 1983-84 | 30-30 | 220-367 | .599 | 158-208 | .760 | 207-6.9 | 598-19.9 |
| 1984-85 | 30-30 | 270-418 | .646 | 164-210 | .781 | 258-8.6 | 704-23.5 |
| 1985-86 | 19-19 | 151-245 | .616 | 118-147 | .803 | 147-7.7 | 420-22.1 |
| Totals | 111-111 | 1,804-1,341 | .600 | 559-724 | .772 | 773-7.0 | 2,167-19.5 |

2. ERIC PIATKOWSKI – 1,934 POINTS

6-7, 215, F, 1991-94, Rapid City, S.D. (Stevens)

One of only two players in school history to play on four consecutive NCAA Tournament teams, Eric Piatkowski finished his career as the second-leading scorer in school history with 1,934 points. The Most Valuable Player in the 1994 Phillips 66 Big Eight Tournament, Piatkowski had a school and tournament-record 42-point outburst in Nebraska's first-round victory over Oklahoma. A two-time, first-team All-Big Eight pick, Piatkowski averaged 21.5 points in his final season as a Husker, and became the first player in school history to score 1,900 points (1,934), grab 600 rebounds (669) and dish out 300 assists (322). A first-round draft pick of the NBA's Indiana Pacers, Piatkowski's draft rights were then traded to the Los Angeles Clippers, who he played with for eight seasons. He also played with the Houston Rockets, Chicago Bulls and Phoenix Suns. Piatkowski's No. 52 jersey was retired by the Huskers in 2006, the same year he was inducted into the Nebraska Basketball Hall of Fame.



| Season | G-GS | FG-FGA | Pct. | 3Pt FG | Pct. | FT-FTA | Pct. | Reb.-Avg. | Pts.-Avg. |
|---------------|---------------|------------------|-------------|----------------|-------------|----------------|-------------|----------------|-------------------|
| 1990-91 | 34-1 | 128-275 | .465 | 44-127 | .346 | 72-86 | .837 | 125-3.7 | 372-10.9 |
| 1991-92 | 29-28 | 144-338 | .426 | 47-136 | .346 | 79-109 | .725 | 184-6.3 | 414-14.3 |
| 1992-93 | 30-30 | 178-367 | .485 | 48-129 | .372 | 98-129 | .760 | 171-5.7 | 502-16.7 |
| 1993-94 | 30-30 | 226-456 | .496 | 63-172 | .366 | 131-165 | .794 | 189-6.3 | 646-21.5 |
| Totals | 123-89 | 676-1,436 | .471 | 202-564 | .358 | 380-489 | .777 | 669-5.4 | 1,934-15.7 |

3. JERRY FORT – 1,882 POINTS

6-3, 170, G, 1973-76, Chicago, Ill. (Franciscan)

The first Husker basketball player to earn All-Big Eight honors for three straight seasons, Jerry Fort finished his career with 1,882 points – a record that stood for nine seasons, until Dave Hoppen broke it on Dec. 15, 1985. Fort was a third-round draft pick of the Boston Celtics following his senior season. He scored a then-school-record 40 points against Missouri as a junior. Fort was inducted into the Nebraska Basketball Hall of Fame in 1991.



| Season | G-GS | FG-FGA | Pct. | FT-FTA | Pct. | Reb.-Avg. | TP-Avg. |
|---------------|---------------|------------------|-------------|----------------|-------------|----------------|-------------------|
| 1972-73 | 26-18 | 151-349 | .433 | 74-104 | .712 | 106-4.0 | 376-14.5 |
| 1973-74 | 26-26 | 207-484 | .428 | 54-88 | .614 | 110-4.2 | 468-18.0 |
| 1974-75 | 26-26 | 218-508 | .429 | 89-138 | .645 | 91-3.5 | 525-20.2 |
| 1975-76 | 27-27 | 201-452 | .445 | 111-156 | .712 | 87-3.2 | 513-19.0 |
| Totals | 105-97 | 777-1,793 | .433 | 328-486 | .675 | 394-3.8 | 1,882-17.9 |

4. ANDRE SMITH – 1,717 POINTS

6-7, 215, C/F, 1978-81, Chicago, Ill. (Kennedy)

Andre Smith closed his brilliant four-year career in 1980-81 when he led the Big Eight Conference in scoring with a 19.5 average in league-only games. Smith was named the conference's player of the year for his efforts – the only Husker to earn that honor in the Big Eight era. Smith was also a two-time all-conference selection. He scored 1,717 points and grabbed 753 rebounds during his Husker career and was chosen in the seventh round of the 1981 NBA Draft by the Cleveland Cavaliers. He was inducted into the Nebraska Basketball Hall of Fame in 1994.



| Season | G-GS | FG-FGA | Pct. | FT-FTA | Pct. | Reb.-Avg. | TP-Avg. |
|---------------|---------------|------------------|-------------|----------------|-------------|----------------|-------------------|
| 1977-78 | 30-2 | 105-190 | .533 | 68-111 | .613 | 144-4.8 | 278-9.3 |
| 1978-79 | 27-27 | 146-256 | .570 | 72-110 | .655 | 186-6.9 | 364-13.5 |
| 1979-80 | 31-31 | 237-388 | .610 | 126-189 | .670 | 251-8.1 | 600-19.4 |
| 1980-81 | 26-26 | 185-314 | .589 | 105-152 | .691 | 172-6.6 | 475-18.3 |
| Totals | 114-86 | 673-1,148 | .586 | 371-562 | .660 | 753-6.6 | 1,717-15.1 |

T5. ALEKS MARIC – 1,630 POINTS

6-11, 275, C, 2005-08, Sydney, Australia

(Life Center (N.J.)/Australian Institute for Sport)

Aleks Maric was one of the most dominant big men in the first 12 years of the Big 12 era. The Aussie was a first-team All-Big 12 selection by the Associated Press as a senior and a two-time second-team pick by the coaches. During his senior year, he became only the third player in league history to record at least 1,500 points and 1,000 rebounds in a career. Maric tied the school single-season record with 335 boards as a senior in 2007-08. Maric led NU and ranked in the top seven in the league in scoring, rebounding, field-goal percentage and blocked shots as a senior. He finished his career tying or breaking 19 Nebraska and Big 12 Conference records. After declaring for the NBA Draft following his sophomore season, Maric withdrew and returned to Nebraska where he became just the ninth player in program history to reach 1,000 points before the start of his senior campaign. He played overseas following his Husker career for nearly a decade and was an All-Euroleague first-team selection in 2010. In 2011, he helped Panathinaikos win a Euroleague title and represented Australia in the 2012 Olympics. Maric moved into a coaching capacity with the Sydney Kings in 2019.



| Season | G-GS | FG-FGA | Pct. | 3Pt FG | Pct. | FT-FTA | Pct. | Reb.-Avg. | Pts.-Avg. |
|---------------|---------------|------------------|-------------|-------------|-------------|----------------|-------------|------------------|-------------------|
| 2004-05 | 27-10 | 79-165 | .479 | 0-2 | .000 | 58-81 | .716 | 169-6.3 | 216-8.0 |
| 2005-06 | 31-26 | 116-246 | .472 | 0-0 | .000 | 107-175 | .611 | 251-8.1 | 339-10.9 |
| 2006-07 | 30-30 | 203-359 | .565 | 3-10 | .300 | 147-216 | .681 | 260-8.7 | 556-18.5 |
| 2007-08 | 33-33 | 191-332 | .575 | 1-6 | .167 | 136-207 | .657 | 335-10.2 | 519-15.7 |
| Totals | 121-99 | 589-1,102 | .534 | 4-18 | .222 | 448-679 | .660 | 1,015-8.4 | 1,630-13.5 |

T5. SHAVON SHIELDS – 1,630 POINTS

6-7, 225, G/F, 2013-16, Olathe, Kan. (Northwest)

One of the most accomplished student-athletes in program history, Shavon Shields left his mark in the Husker program. One of five players in school history with 1,500 points and 600 rebounds, Shields finished his career in the top 10 in six categories, including points, field goals and free throws made. As a senior, he earned second-team All-Big Ten honors, averaging 16.8 points, 5.1 rebounds and 2.7 assists per game. A two-time All-Big Ten performer, Shields is third in school history with 112 starts. In the classroom, Shields was a two-time first-team Academic All-American (2015-16) and was chosen as Nebraska's Male Student-Athlete of the Year in 2016. He will play in Milan in 2022-23 after earning second-team All-Euroleague honors in 2022. He also helped Baskonia to the 2020 ACB Spanish League title.




| Season | G-GS | FG-FGA | Pct. | 3FG-Att. | Pct. | FT-FTA | Pct. | Reb.-Avg. | Pts.-Avg. |
|--------------|----------------|------------------|-------------|---------------|-------------|----------------|-------------|----------------|-------------------|
| 2012-13 | 28-19 | 89-189 | .471 | 14-39 | .359 | 48-71 | .676 | 144-5.1 | 240-8.6 |
| 2013-14 | 32-32 | 131-296 | .443 | 18-57 | .316 | 129-179 | .721 | 184-5.8 | 409-12.8 |
| 2014-15 | 31-31 | 161-366 | .440 | 17-87 | .195 | 139-168 | .827 | 186-6.0 | 478-15.4 |
| 2015-16 | 30-30 | 181-385 | .470 | 28-77 | .364 | 113-147 | .769 | 153-5.5 | 503-16.8 |
| TOTAL | 121-112 | 562-1,236 | .455 | 77-260 | .296 | 429-565 | .759 | 667-5.5 | 1,630-13.5 |

7. JARON BOONE – 1,609 POINTS

6-6, 195, G, 1993-96, Salt Lake City, Utah (Skyline)

Jaron Boone played in 127 games and started 102 to rank third and fourth, respectively, in school history. Boone became the 17th player in school history to reach 1,000 points, but just the fifth to do so before completing his junior season. Boone earned second-team All-Big Eight honors as a junior and helped Nebraska to the NIT championship his senior year. Boone's 559 points in his junior season is the seventh-highest single-season output in school history. Boone scored at least 20 points 18 times in his career and ranks among the school leaders in 3-point shots made (fifth, 181) and attempted (sixth, 501), assists (third, 446) and minutes (fourth, 3,624).




| Season | G-GS | FG-FGA | Pct. | 3Pt FG | Pct. | FT-FTA | Pct. | Reb.-Avg. | Pts.-Avg. |
|---------------|----------------|------------------|-------------|----------------|-------------|----------------|-------------|----------------|-------------------|
| 1992-93 | 31-8 | 76-185 | .411 | 17-57 | .298 | 46-56 | .821 | 72-2.3 | 215-6.9 |
| 1993-94 | 30-28 | 138-290 | .476 | 35-95 | .368 | 55-78 | .705 | 78-2.6 | 366-12.2 |
| 1994-95 | 32-32 | 199-455 | .437 | 70-182 | .385 | 91-134 | .679 | 106-3.3 | 559-17.5 |
| 1995-96 | 34-34 | 162-397 | .408 | 59-167 | .353 | 86-123 | .699 | 92-2.7 | 469-13.8 |
| Totals | 127-102 | 575-1,327 | .433 | 184-501 | .367 | 274-387 | .708 | 348-2.7 | 1,609-12.7 |

8. ERICK STRICKLAND – 1,586 POINTS

6-3, 210, G, 1993-96, Bellevue, Neb. (West)

One of three 1,000-point scorers on the 1995-96 team, Erick Strickland finished his career with 1,586 points. Strickland was a second-team all-conference selection as a senior when he led the team in scoring (14.7) and was named the MVP of the NIT. Strickland played in 127 career games, tied for fourth in school history, and started 84. A three-time member of the Big Eight All-Defensive Team, he is second in steals at NU with 257. Strickland ranks sixth in 3-point field goals made (179), fifth in 3-point field goal attempts (512) and fifth in assists (414). He spent nine years in the NBA, including four with the Dallas Mavericks and two with the Milwaukee Bucks. He was inducted into the Nebraska Basketball Hall of Fame in 2009.



| Season | G-GS | FG-FGA | Pct. | 3FG-Att. | Pct. | FT-FTA | .Pct. | Reb.-Avg. | Pts.-Avg. |
|---------------|---------------|------------------|-------------|----------------|-------------|----------------|-------------|----------------|-------------------|
| 1992-93 | 31-6 | 84-185 | .454 | 32-88 | .364 | 43-59 | .729 | 63-2.0 | 243-7.8 |
| 1993-94 | 30-13 | 102-241 | .423 | 41-117 | .350 | 77-95 | .811 | 103-3.4 | 322-10.7 |
| 1994-95 | 31-31 | 175-394 | .444 | 54-160 | .338 | 101-139 | .727 | 167-5.4 | 505-16.3 |
| 1995-96 | 35-34 | 174-399 | .436 | 52-148 | .351 | 116-141 | .823 | 170-4.9 | 516-14.7 |
| Totals | 127-84 | 535-1,219 | .439 | 179-512 | .350 | 337-434 | .776 | 503-4.0 | 1,586-12.5 |

9. TYRONN LUE – 1,577 POINTS

6-0, 175, G, 1996-98, Mexico, Mo. (Raytown)

Tyronn Lue became one of the few Huskers to eclipse the 1,000-point mark by early in his junior season. He finished his career with 1,577 points before turning pro a year early. Lue was a first-round NBA draft pick of the Denver Nuggets before being traded on draft night to the Los Angeles Lakers where he won a pair of NBA titles. He also played for the Washington Wizards, Orlando Magic, Houston Rockets, Atlanta Hawks, Dallas Mavericks and Milwaukee Bucks. Lue ranks in the top 10 in 13 Husker career categories, including assists (fourth, 432), 3-pointers (10th, 145) and steals (eighth, 154). Lue started 96 of 99 games in his Husker career and led NU to three straight postseason appearances, including an NCAA berth in 1998. A 2013 inductee into the Nebraska Basketball Hall of Fame, Lue was named head coach of the Cleveland Cavaliers on Jan. 22, 2016. In his first season, he guided the Cavs to the first NBA title in franchise history, as Cleveland overcame a 3-1 deficit against Golden State in the NBA Finals. Lue, who coached the Cavs to three NBA Finals appearances in his tenure, is one of only 14 individuals in NBA history to win a title as both a player and head coach. He became the fourth Husker to have his jersey retired when he was honored on Feb. 2, 2017. He guided the Los Angeles Clippers to the 2021 Western Conference Finals in his first season with the franchise.




| Season | G-GS | FG-FGA | Pct. | 3FG-Att. | Pct. | FT-FTA | .Pct. | Reb.-Avg. | Pts.-Avg. |
|---------------|--------------|------------------|-------------|----------------|-------------|----------------|-------------|----------------|-------------------|
| 1995-96 | 35-34 | 105-232 | .453 | 20-61 | .328 | 66-96 | .688 | 106-3.0 | 296-8.5 |
| 1996-97 | 32-30 | 215-476 | .452 | 47-137 | .343 | 126-155 | .813 | 93-2.9 | 603-18.8 |
| 1997-98 | 32-32 | 240-547 | .439 | 78-209 | .373 | 120-145 | .828 | 137-4.3 | 678-21.2 |
| Totals | 99-96 | 560-1,255 | .446 | 145-407 | .356 | 312-396 | .788 | 336-3.4 | 1,577-15.9 |

10. COOKIE BELCHER – 1,552 POINTS

6-4, 205, G, 1997-2001, Mexico, Mo. (Mexico)

During the 1999 season, Cookie Belcher became the 21st player in school history to join the Huskers' 1,000-point club. With another stellar campaign in 2001, he moved into the Huskers' all-time top 10, finishing his career with 1,552 points. He was just the eighth player in NU history to reach 1,000 points before the start of his senior season. Belcher made a strong mark on the Husker record books in other areas. He owns the Nebraska game, season and career records for steals and is fifth in NCAA history with 353 steals. He also ranks in the top 10 on NU's career 3-point (ninth, 146) and assist lists (second, 477) and owns the school records for most career starts (129) in school history. He enjoyed a successful professional career in Italy, Israel and Greece and joined the coaching staff of the Los Angeles Clippers in 2021.



| Season | G-GS | FG-FGA | Pct. | 3FG-Att. | Pct. | FT-FTA | .Pct. | Reb.-Avg. | Pts.-Avg. |
|---------------|----------------|------------------|-------------|----------------|-------------|----------------|-------------|----------------|-------------------|
| 1996-97 | 33-33 | 117-256 | .457 | 30-76 | .395 | 41-83 | .494 | 126-3.8 | 305-9.2 |
| 1997-98 | 32-32 | 135-305 | .443 | 29-102 | .284 | 55-87 | .632 | 126-3.9 | 354-11.1 |
| 1998-99 | 32-32 | 137-320 | .428 | 39-128 | .305 | 64-102 | .627 | 107-3.3 | 377-11.8 |
| 1999-00 | 4-2 | 10-16 | .625 | 0-1 | .000 | 4-7 | .571 | 15-3.8 | 24-6.0 |
| 2000-01 | 30-30 | 177-394 | .449 | 48-143 | .336 | 90-121 | .744 | 152-5.1 | 492-16.4 |
| Totals | 131-129 | 576-1,291 | .446 | 146-450 | .324 | 255-400 | .638 | 526-4.0 | 1,552-11.9 |

11. GLYNN WATSON JR. – 1,532 POINTS

G, 2016-2019, Bellwood, Ill. (Westchester St. Joseph)

A four-year starter in the Husker backcourt, Watson went over 1,000 career points late in the 2018-19 season and guided Nebraska to consecutive postseason appearances in 2018 and 2019. The Bellwood, Ill., native was Nebraska's all-time leader in games played with 134 and finished in the top-10 in starts (113, second), 3-pointers (184, fourth), steals (177, fourth) and assists (382, seventh). He enjoyed a stellar senior season, setting career highs in scoring, rebounding and 3-point percentage as the Huskers won 19 games and advanced to the second round of the NIT. As a junior, Watson helped Nebraska to a 22-11 record and a school-record 13 Big Ten wins, as the Huskers finished tied for fourth in the conference standings. During his sophomore campaign, Watson averaged 13.0 points per game, including a career-high 34 point performance in a win over Iowa. He is currently playing in Poland after spending two seasons in Iceland.




| Season | G-GS | FG-FGA | Pct. | 3FG-Att. | Pct. | FT-FTA | .Pct. | Reb.-Avg. | Pts.-Avg. |
|--------------|----------------|-----------------|-------------|----------------|-------------|----------------|-------------|----------------|-------------------|
| 2015-16 | 34-16 | 115-296 | .389 | 20-75 | .267 | 42-53 | .792 | 63-1.9 | 292-8.6 |
| 2016-17 | 31-29 | 144-345 | .417 | 48-121 | .397 | 68-84 | .810 | 93-3.0 | 404-13.0 |
| 2017-18 | 33-32 | 120-346 | .347 | 34-117 | .291 | 71-91 | .780 | 110-3.3 | 345-10.5 |
| 2018-19 | 36-36 | 178-430 | .414 | 82-214 | .383 | 53-67 | .791 | 148-4.1 | 491-13.6 |
| TOTAL | 134-113 | 557-1417 | .393 | 184-527 | .349 | 234-295 | .793 | 414-3.1 | 1,532-11.4 |

12. RICH KING – 1,475 POINTS

7-2, 260, C, 1988-91, Omaha, Neb. (Burke)

The tallest player in Nebraska history at 7-2, Rich King finished his career with 1,475 points and then-school records for blocked shots (183) and games played (124). King had a big hand in the Huskers' record-breaking 26-8 campaign in 1990-91, as he led the team in scoring (15.5 ppg) and rebounding (8.1 rpg) en route to honorable-mention All-America honors from both AP and UPI. A first-round draft pick of the Seattle SuperSonics in the 1991 NBA Draft, King tied Jerry Fort's then-school single-game scoring record with a 40-point outburst against Northern Illinois, Feb. 18, 1991. He was inducted into the Nebraska Basketball Hall of Fame in 2001.




| Season | G-GS | FG-FGA | Pct. | 3FG-Att. | Pct. | FT-FTA | .Pct. | Reb.-Avg. | Pts.-Avg. |
|---------------|---------------|------------------|-------------|------------|-------------|----------------|-------------|----------------|-------------------|
| 1987-88 | 29-5 | 56-108 | .519 | 0-0 | --- | 24-34 | .706 | 84-2.9 | 136-4.7 |
| 1988-89 | 33-22 | 136-235 | .579 | 0-0 | --- | 91-139 | .655 | 195-5.9 | 363-11.0 |
| 1989-90 | 28-21 | 170-305 | .557 | 0-0 | --- | 110-158 | .696 | 208-7.4 | 450-16.1 |
| 1990-91 | 34-27 | 202-352 | .574 | 2-5 | .400 | 120-179 | .670 | 274-8.1 | 526-15.5 |
| Totals | 124-75 | 564-1,000 | .564 | 2-5 | .400 | 345-510 | .676 | 761-6.1 | 1,475-11.9 |

13. VENSON HAMILTON – 1,416 POINTS

6-10, 240, C, 1996-99, Forest City, N.C. (Oak Hill Academy)

One of two Huskers to reach the 1,000-point plateau in 1998-99, Venson Hamilton was a four-year standout for Coach Danny Nee. Hamilton finished his career with 1,416 points and ranks 12th on NU's all-time scoring list. His senior season was one of the finest campaigns in school history. For his efforts, Hamilton earned Big 12 Player-of-the-Year honors, the first Husker since 1981 to capture the league honor. Hamilton still owns NU records for rebounds (1,080) and blocked shots (241) and is fourth in games played (129). Hamilton was just the fourth player all-time among Big 12 schools to score 1,000 points, grab 1,000 rebounds and block 200 shots in his collegiate career. He was a second-round draft pick of the Houston Rockets in 1999, and enjoyed a successful professional career in Europe and Morocco.



| Season | G-GS | FG-FGA | Pct. | 3FG-Att. | Pct. | FT-FTA | .Pct. | Reb.-Avg. | Pts.-Avg. |
|---------------|---------------|------------------|-------------|------------|-------------|----------------|-------------|------------------|-------------------|
| 1995-96 | 32-1 | 71-130 | .546 | 0-1 | .000 | 54-100 | .540 | 161-5.0 | 196-6.1 |
| 1996-97 | 32-25 | 124-215 | .577 | 0-0 | --- | 96-148 | .649 | 269-8.4 | 344-10.8 |
| 1997-98 | 32-30 | 139-269 | .517 | 0-0 | --- | 80-144 | .556 | 315-9.8 | 358-11.2 |
| 1998-99 | 33-32 | 194-388 | .500 | 0-1 | .000 | 130-198 | .657 | 335-10.2 | 518-15.7 |
| Totals | 129-88 | 528-1,002 | .527 | 0-2 | .000 | 360-590 | .610 | 1,080-8.4 | 1,416-11.0 |

14. CARL MCPPIPE – 1,300 POINTS

6-8, 225, C, 1976-79, Hammond, Ind. (Technical)

One-half of the "Hammond Hustlers" (Brian Banks was the other), 'Pipe' and 'BB' provided Nebraska with a great four-year, one-two punch. McPipe, a three-year starter, finished his career with 1,300 points. As a junior, McPipe earned USBWA District V honors and was one of 12 starters designated as an All-American by the Citizens Savings Athletic Foundation. In his final year in





a Husker uniform, McPipe was a repeat pick on the USBWA team and a fifth-round draft selection of the Philadelphia 76ers.

| Season | G-GS | FG-FGA | Pct. | FT-FTA | .Pct | Reb.-Avg. | TP-Avg. |
|---------------|---------------|------------------|-------------|----------------|-------------|----------------|-------------------|
| 1975-76 | 20-1 | 25-67 | .373 | 16-22 | .727 | 58-2.9 | 66-3.3 |
| 1976-77 | 29-29 | 183-376 | .487 | 74-108 | .685 | 241-8.3 | 440-15.2 |
| 1977-78 | 29-29 | 190-357 | .532 | 65-97 | .670 | 228-7.9 | 445-15.3 |
| 1978-79 | 26-26 | 148-326 | .454 | 53-90 | .589 | 196-7.5 | 349-13.4 |
| Totals | 104-85 | 546-1,126 | .485 | 208-317 | .656 | 723-7.0 | 1,300-12.5 |

15. TOM BAACK – 1,299 POINTS
6-5, 192, F, 1966-68, Fort Wayne, Ind. (Concordia)

Tom Baack, a 1995 Nebraska Hall of Fame inductee, finished his career with 1,299 points, a figure that stood as the school record until guard Jerry Fort came along 10 years later. Baack played on three straight winning NU teams from 1965 through 1968, and helped the Huskers to an NIT appearance in 1966-67—NU's first-ever bid to the nation's oldest postseason tournament. Known for his satin-smooth jump shot, Baack had a 17.3 points-per-game average for his career, which still ranks fifth in school history. Baack served as an assistant at Nebraska for eight seasons after his playing days. He was selected in the 10th round of the 1968 NBA Draft by the Detroit Pistons.



| Season | G-GS | FG-FGA | Pct. | FT-FTA | .Pct | Reb.-Avg. | TP-Avg. |
|---------------|-----------|------------------|-------------|----------------|-------------|----------------|-------------------|
| 1965-66 | 25 | 147-325 | .542 | 92-108 | .852 | 106-4.2 | 386-15.4 |
| 1966-67 | 25 | 188-401 | .469 | 73-90 | .811 | 152-6.1 | 449-18.0 |
| 1967-68 | 25 | 191-412 | .466 | 82-99 | .828 | 134-5.4 | 464-18.6 |
| Totals | 75 | 526-1,138 | .462 | 247-297 | .832 | 392-5.2 | 1,299-17.3 |

16. JAMES PALMER JR. – 1,276 POINTS
6-6, 207, G, 2018-19, Upper Marlboro, Md. (St. John's Collegiate/Miami)

One of the most prolific scorers in school history, James Palmer Jr. guided the Huskers to 41 wins and back-to-back NIT appearances his NU career. Palmer averaged 18.5 points per game in his two seasons at NU, while his 1,276 points at NU were the most by a two-year player. As a senior, he averaged 19.7 points, 4.2 rebounds, 3.0 assists and 1.4 steals per game to earn all-district and All-Big Ten honors. He was third in the Big Ten in scoring and fourth in steals and set school single-season marks for points (708), free throws attempted (282), free throws made (215) and minutes (1,269). He had 18 20-point games as a senior, including a 34-point effort against Rutgers in the Big Ten Tournament. Palmer burst on the scene as a junior, averaging 17.2 points, 4.4 rebounds and 3.0 assists per game, ranking in the top five in scoring and among the team leaders in both rebounds and assists to garner first-team all-Big Ten honors. Following his Husker career, Palmer spent two seasons in the NBA G League and will play in France in 2022-23.



| Season | G-GS | FG-FGA | Pct. | 3FG-Att. | Pct. | FT-FTA | .Pct | Reb.-Avg. | Pts.-Avg. |
|--------------|--------------|----------------|-------------|----------------|-------------|----------------|-------------|----------------|------------------|
| 2017-18 | 33-33 | 181-408 | .444 | 43-139 | .309 | 163-221 | .738 | 144-4.4 | 568-17.2 |
| 2018-19 | 36-36 | 213-578 | .369 | 67-214 | .313 | 215-282 | .762 | 150-4.2 | 708-19.7 |
| TOTAL | 69-69 | 394-986 | .400 | 110-353 | .312 | 378-503 | .751 | 294-4.3 | 1276-18.5 |

17. STUART LANTZ – 1,269 POINTS
6-3, 175, G, 1966-68, Uniontown, Pa.

Stuart Lantz teamed with Tom Baack to give Nebraska a potent one-two offensive punch. Lantz finished his career with 1,269 points and 571 rebounds. A two-time All-Big Eight pick, Lantz went on to play eight years in the NBA with four teams (San Diego/Houston Rockets, Detroit Pistons, New Orleans Jazz, Los Angeles Lakers). A charter member of the Nebraska Basketball Hall of Fame, Lantz had his jersey (No. 22) retired at Nebraska on Oct. 17, 1989. He has been the Lakers' television color commentator since 1987.



| Season | G-GS | FG-FGA | Pct. | FT-FTA | .Pct | Reb.-Avg. | TP-Avg. |
|---------------|-----------|------------------|-------------|----------------|-------------|----------------|-------------------|
| 1965-66 | 25 | 125-290 | .431 | 56-85 | .659 | 199-8.0 | 306-12.2 |
| 1966-67 | 25 | 190-368 | .516 | 101-129 | .783 | 193-7.7 | 481-19.2 |
| 1967-68 | 25 | 173-349 | .495 | 136-181 | .757 | 179-7.2 | 482-19.2 |
| Totals | 75 | 488-1,007 | .485 | 293-395 | .742 | 571-7.6 | 1,269-16.9 |

18. CHUCK JURA – 1,255 POINTS
6-10, 220, C, 1970-72, Schuyler, Neb.

One of the top all-around centers in Nebraska history, Chuck Jura's 1,255 points rank 18th on the school's all-time list. Jura earned All-Big Eight honors as a senior and was an academic All-Big Eight choice. One of only six players in NU history to average more than 20 points in a season (21.2), Jura ranks seventh on the rebounding chart (740) and his 11.7 rebounds per game (305 total) in his final season is still an NU single-season record. Like Lantz, Jura was a charter member of the Nebraska Basketball Hall of Fame. A third-round NBA draft pick by the Chicago Bulls, Jura played professional basketball in Europe for several seasons.




| Season | G-GS | FG-FGA | Pct. | FT-FTA | .Pct | Reb.-Avg. | TP-Avg. |
|---------------|-----------|----------------|-------------|----------------|-------------|----------------|-------------------|
| 1969-70 | 25 | 99-205 | .483 | 51-86 | .593 | 192-7.7 | 249-9.9 |
| 1970-71 | 26 | 181-306 | .592 | 93-160 | .594 | 243-9.3 | 455-17.5 |
| 1971-72 | 26 | 220-399 | .551 | 111-181 | .613 | 305-11.7 | 551-21.2 |
| Totals | 77 | 500-910 | .549 | 255-427 | .597 | 740-9.6 | 1,255-16.3 |

19. LARRY FLORENCE – 1,223 POINTS
6-5, 220, F, 1997-2000, Phenix City, Ala.

Forward Larry Florence surpassed the 1,000-point milestone midway through the 1999-2000 season. Florence ranks fifth at Nebraska in career starts (105) and is tied for 13th in games played (123). A four-year starter, Florence was Nebraska's captain as a senior and led the Huskers in scoring at 13.0 points per game. In his senior season, Florence earned honorable-mention All-Big 12 honors from the league's coaches. Florence also earned the reputation as a strong defender and a hard worker in the weight room. He was named the Husker Power Male Athlete of the Year for all sports in 1999 and was a three-time men's basketball lifter of the year.



| Season | G-GS | FG-FGA | Pct. | 3FG-Att. | Pct. | FT-FTA | .Pct | Reb.-Avg. | Pts.-Avg. |
|---------------|----------------|------------------|-------------|--------------|-------------|----------------|-------------|----------------|------------------|
| 1996-97 | 30-29 | 92-240 | .383 | 1-7 | .143 | 41-58 | .707 | 113-3.8 | 226-7.5 |
| 1997-98 | 30-19 | 115-259 | .444 | 1-5 | .200 | 37-63 | .587 | 110-3.7 | 268-8.9 |
| 1998-99 | 33-27 | 133-262 | .508 | 1-4 | .250 | 73-99 | .737 | 135-4.1 | 340-10.3 |
| 1999-00 | 30-30 | 156-389 | .401 | 8-32 | .250 | 69-105 | .657 | 161-5.4 | 389-13.0 |
| Totals | 123-105 | 496-1,150 | .431 | 11-48 | .229 | 220-325 | .677 | 519-4.2 | 1,223-9.9 |



Larry Florence was a four-year starter who helped Nebraska to three postseason appearances during his Husker career. Florence's 105 starts at Nebraska ranks fourth in school history.

N 2022-23 NEBRASKA BASKETBALL HUSKER 1,000-POINT SCORERS

20. JACK MOORE – 1,204 POINTS

5-9, 165, G, 1979-82, Muncie, Ind. (Central)

Jack Moore will long be remembered by Husker faithful for his gummy play on the basketball court. He was honored with the 1982 Francis Pomeroy-Naismith Award, which was presented annually to the nation's top player under 6-feet tall until 2014. During his four-year career, Moore scored 1,204 points, and shot .901 from the free-throw line – among the all-time best career marks in NCAA Division I history. Moore's .901 free-throw percentage broke the Big Eight record for career marksmanship, which had been held by his coach, Moe Iba. A consensus All-Big Eight selection as a senior, Moore was the first Husker cager to earn first-team academic All-Big Eight honors for three straight seasons, and his 382 career assists ties for seventh on NU's all-time chart. Nebraska's MVP Award is named in honor of Moore, who was killed in a March 1984 plane crash. Moore was inducted into the Nebraska Basketball Hall of Fame in 1993.




| Season | G-GS | FG-FGA | Pct. | FT-FTA | .Pct | Reb.-Avg. | TP-Avg. |
|---------------|---------------|----------------|-------------|----------------|-------------|----------------|-------------------|
| 1978-79 | 20-0 | 21-61 | .344 | 21-25 | .840 | 19-1.0 | 63-3.2 |
| 1979-80 | 31-30 | 137-291 | .471 | 184-211 | .872 | 53-1.7 | 458-14.8 |
| 1980-81 | 27-27 | 111-221 | .502 | 118-128 | .922 | 54-2.0 | 340-12.6 |
| 1981-82 | 27-27 | 110-257 | .428 | 123-131 | .939 | 58-2.1 | 343-12.7 |
| Totals | 105-84 | 379-830 | .457 | 446-495 | .901 | 184-1.8 | 1,204-11.5 |

21. BRIAN CARR – 1,182 POINTS

6-0, 165, G, 1984-87, Muncie, Ind. (Burriss)

Brian Carr is the only player in Nebraska history to score 1,000 points and collect more than 600 assists in a career. Carr, who finished his four-year career with 14 Nebraska school records, scored 1,182 points and collected 682 assists. The 682 assists ranked as the third-best total in Big Eight history, behind only former Kansas stars Cedric Hunter and Jacque Vaughn. Carr also ranks second in career minutes played at NU. A second-team All-Big Eight selection as a senior (UPI), Carr was a two-time, first-team academic All-Big Eight performer. Carr was inducted into the Nebraska Basketball Hall of Fame in 2001.



| Season | G-GS | FG-FGA | Pct. | 3FG-Att. | Pct. | FT-FTA | .Pct. | Reb.-Avg. | Pts.-Avg. |
|---------------|---------------|----------------|-------------|---------------|-------------|----------------|-------------|----------------|------------------|
| 1983-84 | 30-0 | 59-114 | .518 | --- | .000 | 19-32 | .594 | 22-0.7 | 137-4.6 |
| 1984-85 | 30-30 | 118-210 | .562 | --- | .000 | 48-58 | .828 | 58-1.9 | 284-9.5 |
| 1985-86 | 30-30 | 139-293 | .464 | --- | .000 | 79-93 | .849 | 51-1.7 | 357-11.9 |
| 1986-87 | 33-33 | 131-325 | .403 | 58-157 | .369 | 84-104 | .808 | 47-1.4 | 404-12.2 |
| Totals | 123-93 | 447-942 | .475 | 58-157 | .369 | 230-287 | .801 | 178-1.4 | 1,182-9.6 |

22. BRIAN BANKS – 1,150 POINTS

6-0, 160, G, 1976-79, Hammond, Ind.

The other half of the "Hammond Hustlers," along with Carl McPipe, Brian Banks was a three-year starter at guard for the Huskers from 1976-77 through 1978-79. His best season was as a junior in 1977-78, when he averaged 14 points and helped NU to a 22-8 record and an NIT bid. For his efforts, Banks earned first-team All-Big Eight honors. He was inducted into the Nebraska Basketball Hall of Fame in 1999.



| Season | G-GS | FG-FGA | Pct. | FT-FTA | .Pct | Reb.-Avg. | TP-Avg. |
|---------------|---------------|----------------|-------------|----------------|-------------|----------------|-------------------|
| 1975-76 | 27-1 | 42-93 | .452 | 38-49 | .776 | 33-1.2 | 122-4.5 |
| 1976-77 | 29-29 | 160-330 | .485 | 66-100 | .660 | 73-2.5 | 386-13.3 |
| 1977-78 | 30-30 | 173-351 | .493 | 73-103 | .709 | 84-2.8 | 419-14.0 |
| 1978-79 | 24-23 | 96-212 | .453 | 31-46 | .674 | 66-2.8 | 223-9.3 |
| Totals | 110-83 | 471-986 | .478 | 208-298 | .698 | 256-2.3 | 1,150-10.5 |

23. TERRAN PETTEWAY – 1,143 POINTS

6-6, 215, G, 2014-15, Galveston, Texas (Ball/Texas Tech)

Terran Petteway finished his two-year career as one of the most prolific scorers in school history. Petteway's career scoring average of 18.1 points per game ranks third in school history, while he was one of only three Huskers to reach the 1,000-point plateau in his first two seasons at Nebraska. As a sophomore, Petteway led the Big Ten in scoring at 18.1 points per game to earn first-team All-Big Ten honors. In his final season, he averaged 18.2 points per game and was among the Big Ten leaders in scoring, assists, and 3-pointers per game. Petteway played in the NBA D-League in 2015-16 and has played professionally in Italy, France and Greece.



| Season | G-GS | FG-FGA | Pct. | 3FG-Att. | Pct. | FT-FTA | .Pct. | Reb.-Avg. | Pts.-Avg. |
|--------------|--------------|----------------|-------------|----------------|-------------|----------------|-------------|----------------|-------------------|
| 2013-14 | 32-32 | 182-427 | .426 | 48-147 | .327 | 167-204 | .819 | 155-4.8 | 579-18.1 |
| 2014-15 | 31-31 | 184-465 | .396 | 68-217 | .313 | 128-180 | .711 | 153-4.9 | 564-18.2 |
| TOTAL | 63-63 | 366-892 | .410 | 116-364 | .319 | 295-384 | .768 | 308-4.9 | 1,143-18.1 |

24. MARVIN STEWART – 1,138 POINTS

6-3, 180, G, 1969-71, Chicago, Ill. (Dunbar)

Marvin Stewart finished his three-year career with 1,138 points, and is remembered by Husker fans as one of the finest fast-breaking guards in NU history. In his senior season, Stewart averaged 21.4 points, the fourth-best season average in school history, and earned first-team All-Big Eight honors. Stewart owns the distinction of being one of only three members of NU's 1,000-point club member to top the mark in fewer than 70 games, as he appeared in just 66 contests. Stewart was a second-round draft selection of the NBA's Chicago Bulls in 1971. He was inducted into the Nebraska Basketball Hall of Fame in 1994.



| Season | G-GS | FG-FGA | Pct. | FT-FTA | .Pct | Reb.-Avg. | TP-Avg. |
|---------------|-----------|----------------|-------------|----------------|-------------|----------------|-------------------|
| 1968-69 | 26 | 137-321 | .426 | 107-150 | .713 | 66-2.5 | 381-14.6 |
| 1969-70 | 14 | 83-174 | .477 | 35-56 | .625 | 28-2.0 | 201-14.4 |
| 1970-71 | 26 | 215-426 | .505 | 126-153 | .824 | 54-2.1 | 556-21.4 |
| Totals | 66 | 435-921 | .472 | 268-359 | .747 | 148-2.2 | 1,138-17.2 |

T-25. CLIFFORD SCALES – 1,136 POINTS

6-2, 170, G, 1988-91, Maywood, Ill. (Westchester St. Joseph)

A steady player throughout his four-year Nebraska career, Clifford Scales tallied 1,136 points from 1988 through 1991. An honorable-mention All-Big Eight pick as a senior and a member of UPI's All-Big Eight Defensive team, Scales' 177 career steals ranked as the most ever by a Cornhusker guard when he completed his career. One of five double-figure scorers on the 1990-91 Nebraska team at 10.2 points per game, Scales hit a then-school-record 45.6 percent from 3-point range as a senior. He co-captained the Huskers' record-setting 26-8 squad during the 1990-91 season. He was inducted into the Nebraska Basketball Hall of Fame in 2002.



| Season | G-GS | FG-FGA | Pct. | 3FG-Att. | Pct. | FT-FTA | .Pct. | Reb.-Avg. | Pts.-Avg. |
|---------------|---------------|----------------|-------------|---------------|-------------|----------------|-------------|----------------|------------------|
| 1987-88 | 31-5 | 71-139 | .511 | 3-10 | .300 | 25-35 | .714 | 41-1.3 | 170-5.5 |
| 1988-89 | 32-27 | 122-253 | .482 | 6-19 | .316 | 52-77 | .675 | 91-2.8 | 302-9.4 |
| 1989-90 | 26-26 | 112-219 | .511 | 10-24 | .417 | 84-100 | .840 | 93-3.6 | 318-12.2 |
| 1990-91 | 34-34 | 136-291 | .467 | 26-57 | .456 | 48-60 | .800 | 110-3.2 | 346-10.2 |
| Totals | 123-96 | 441-901 | .489 | 45-110 | .409 | 209-272 | .768 | 335-2.7 | 1,136-9.2 |



Carl Hayes is one of three Westchester St. Joseph graduates with 1,000 career points at Nebraska, joining Clifford Scales and Glynn Watson Jr.



T-25. CARL HAYES – 1,136 POINTS
 6-9, 200, F, 1990-92, Chicago, Ill. (Westchester St. Joseph)

An exciting player in the open court, Carl Hayes finished his three-year Nebraska career with 1,136 points, which is tied for 23rd on NU's all-time chart along with former high school and college teammate Clifford Scales. A two-time honorable-mention All-Big Eight performer, Hayes was a starter on NU teams that earned back-to-back NCAA Tournament bids, including the Husker squad that won a school-record 26 games in 1991.



| Season | G-GS | FG-FGA | Pct. | 3FG-Att. | Pct. | FT-FTA | .Pct. | Reb.-Avg. | Pts.-Avg. |
|---------------|--------------|----------------|-------------|---------------|-------------|----------------|-------------|----------------|-------------------|
| 1989-90 | 28-19 | 121-261 | .464 | 5-16 | .313 | 92-132 | .697 | 138-4.9 | 339-12.1 |
| 1990-91 | 34-28 | 192-390 | .492 | 1-12 | .600 | 75-125 | .600 | 179-5.3 | 460-13.5 |
| 1991-92 | 28-16 | 126-294 | .429 | 31-84 | .369 | 54-103 | .524 | 155-5.5 | 337-12.0 |
| Totals | 90-63 | 439-945 | .465 | 37-112 | .330 | 221-360 | .614 | 472-5.2 | 1,136-12.6 |

27. RYAN ANDERSON – 1,125 POINTS
 6-4, 195, G, 2006-10, Seattle, Wash. (Rainier Beach)

One of the most versatile players in Nebraska history, the 6-4 Anderson played out of position all four years, working in the '4' spot where he made a name for himself. Anderson created mismatches on the offensive end, where his ability from 3-point range was evident. He finished his career ranked third in 3-pointers at Nebraska with 185 and was in the top 10 in Nebraska history for 3-point percentage (.394), steals (166) and games started (101), while also ranking in the top 25 for points, rebounds, assists and games played. He was named to the Big 12 All-Defense Team as a junior and the All-Underrated team as a senior, when he became the first Husker in the Big 12 era to record 1,000 points, 500 rebounds and 150 3-pointers. Anderson has played in Europe, the NBA D-League and in Canada during his professional career.



| Season | G-GS | FG-FGA | Pct. | 3FG-Att. | Pct. | FT-FTA | .Pct. | Reb.-Avg. | Pts.-Avg. |
|---------------|----------------|----------------|-------------|----------------|-------------|----------------|-------------|----------------|------------------|
| 2006-07 | 28-25 | 103-219 | .470 | 48-111 | .432 | 29-39 | .744 | 129-4.6 | 283-10.1 |
| 2007-08 | 33-33 | 98-232 | .422 | 59-136 | .368 | 23-40 | .800 | 176-5.3 | 278-8.4 |
| 2008-09 | 30-12 | 72-179 | .402 | 33-97 | .340 | 36-50 | .720 | 115-3.8 | 213-7.1 |
| 2009-10 | 31-31 | 117-258 | .453 | 54-126 | .429 | 63-84 | .750 | 164-5.3 | 351-11.3 |
| Totals | 122-101 | 390-888 | .439 | 185-470 | .394 | 160-213 | .751 | 584-4.8 | 1,125-9.2 |



Tai Webster earned All-Big Ten honors as a senior in 2016-17, ranking among the conference leaders in scoring, assists and steals.

28. TAI WEBSTER – 1,116 POINTS
 6-4, 195, G, 2014-17, Auckland, New Zealand (Westlake Boys)

Tai Webster showed the power of persistence throughout his Husker career. A four-year letterwinner, the 6-foot-4 guard made dramatic strides during his career, becoming one of the Big Ten's best players as a senior. Webster started 30 games as a freshman, helping the Huskers to the 2014 NCAA Tournament. He averaged double figures and was one of the Big Ten's top sixth men in 2015-16 before taking over as a senior. Webster garnered second-team All-Big Ten honors from the coaches and third-team accolades from the media, averaging 17.0 points, 5.1 rebounds and 4.0 assists per game as a senior. He ranked in the top-10 of the Big Ten in scoring (third), assists (eighth) and steals (fifth) and reached double figures in 30 of 31 contests to capture first-team all-district honors by the USBWA. He represented New Zealand in the 2019 FIBA World Cup and has played professionally in Turkey, New Zealand and Lithuania.



| Season | G-GS | FG-FGA | Pct. | 3FG-Att. | Pct. | FT-FTA | .Pct. | Reb.-Avg. | Pts.-Avg. |
|--------------|---------------|----------------|-------------|---------------|-------------|----------------|-------------|----------------|------------------|
| 2013-14 | 32-30 | 34-112 | .304 | 6-35 | .171 | 52-84 | .619 | 66-2.1 | 126-3.9 |
| 2014-15 | 30-4 | 39-109 | .358 | 12-52 | .231 | 28-38 | .737 | 57-1.9 | 118-3.9 |
| 2015-16 | 34-18 | 126-266 | .474 | 21-60 | .350 | 71-96 | .740 | 140-4.1 | 344-10.1 |
| 2016-17 | 31-31 | 183-435 | .421 | 40-136 | .294 | 122-164 | .744 | 158-5.1 | 528-17.0 |
| TOTAL | 127-83 | 382-922 | .414 | 79-283 | .279 | 273-382 | .715 | 421-3.3 | 1,116-8.8 |

29. CARY COCHRAN – 1,082 POINTS
 6-1, 190, G, 1999-2002, Minden, Iowa (Tri-Center)


One of the most dangerous long-distance threats in Nebraska and Big 12 history, Cary Cochran topped the 1,000-point mark during his senior campaign. Cochran set Nebraska records for career (268), single-season (89) and single-game (8) 3-pointers during his senior season. He led the team in scoring at 14.0 points per game as a senior, and led the conference and nation in free-throw percentage by hitting 92.2 percent at the charity stripe. For his career, Cochran was an 89.6 percent shooter from the foul line, and was second in Nebraska history by hitting 42.5 percent from behind the arc. Cochran was an honorable-mention All-Big 12 pick by the coaches as a senior, and earned academic all-district and all-conference honors.



| Season | G-GS | FG-FGA | Pct. | 3FG-Att. | Pct. | FT-FTA | .Pct. | Reb.-Avg. | Pts.-Avg. |
|---------------|---------------|----------------|-------------|----------------|-------------|----------------|-------------|----------------|------------------|
| 1998-99 | 32-0 | 52-130 | .400 | 39-98 | .398 | 29-31 | .935 | 45-1.4 | 173-5.4 |
| 1999-00 | 29-11 | 73-193 | .378 | 62-160 | .388 | 20-25 | .800 | 73-2.5 | 228-7.9 |
| 2000-01 | 30-23 | 92-200 | .460 | 78-165 | .473 | 27-31 | .871 | 71-2.4 | 289-9.6 |
| 2001-02 | 28-28 | 116-277 | .419 | 89-207 | .430 | 71-77 | .922 | 93-3.3 | 392-14.0 |
| Totals | 119-62 | 333-800 | .416 | 268-630 | .425 | 147-164 | .896 | 282-2.4 | 1,082-9.1 |

30. HERSCHELL TURNER – 1,056 POINTS
 G, 1958-60, Indianapolis, Ind. (Shortbridge)

The first Husker cager to top the 1,000-point mark, Herschell Turner finished his career with 1,056 points. Turner teamed with Al Maxey to provide a strong offensive punch for Coach Jerry Bush's teams in the late 1950s. A first-team All-Big Eight selection as a senior, Turner earned All-America honors as a junior. Turner was a strong rebounder and held NU's single-season rebounding record (244) for 10 seasons, until Leroy Chalk grabbed 257 rebounds in 1969. Turner finished his career with 626 rebounds, which ranks 13th on NU's all-time chart. He was a sixth-round draft choice of the NBA's Syracuse Nationals in 1960. He was inducted into the Nebraska Basketball Hall of Fame in 1990.



| Season | G-GS | FG-FGA | Pct. | FT-FTA | .Pct. | Reb.-Avg. | TP-Avg. |
|---------------|-----------|----------------|-------------|----------------|-------------|----------------|-------------------|
| 1957-58 | 23 | 82-211 | .389 | 82-136 | .603 | 189-8.2 | 246-10.7 |
| 1958-59 | 25 | 146-361 | .404 | 136-183 | .743 | 244-9.8 | 428-17.1 |
| 1959-60 | 24 | 143-326 | .439 | 96-155 | .619 | 193-8.0 | 382-15.9 |
| Totals | 72 | 371-898 | .413 | 314-474 | .662 | 626-8.7 | 1,056-14.7 |

A

Academic All-Conference– NU has had 88 academic all-league picks in program history, including 35 players since joining the Big Ten in 2011-12.

Academic All-Americans– The Huskers have produced nine of Nebraska's nation-leading 348 CoSIDA Academic All-Americans across all sports entering 2022-23. Kobe Webster was Nebraska basketball's most recent honoree, as he was a third-team honoree in 2021. Shavon Shields was a two-time first-team Academic All-American in both 2015 and 2016, the only Husker basketball player to be a first-team selection.

All-Americans– Nebraska has had eight.

Armory– Home of Husker basketball until the NU Coliseum opened its doors in the mid-1920s.

Attendance– Nebraska ranked 10th nationally in average attendance in 2021-22 with an average attendance of 15,283 per game. It marked the 11th time in program history that NU has ranked in the top-20 nationally in attendance.

B

Baack, Tom– Ranks 15th on Nebraska's all-time scoring list with 1,299 points and served as an assistant coach under Moe Iba.

Belcher, Cookie– Holds Nebraska single-game, season and career steals records, along with the Big 12 steals record at 353. He owns NU's career record for games started and minutes played.

Big 12– Nebraska's conference from 1997 until 2011.

Big Eight– Nebraska's conference from 1960 until 1996.

Big Ten– Nebraska's current conference, as Nebraska joined the Big Ten on July 1, 2011.

Boone, Jaron– Husker swingman from 1993 to 1996 who ranks in the top five in nine career categories, including scoring (7th, 1,609) and assists (3rd, 446).

Branch, Nate– Former Husker who went on to fame with the Harlem Globetrotters.

Browne, William– Guided Huskers to 1937 Big Six title.

Bush, Jerry– Known as the "Big Bear of the Coliseum," this popular Husker coach guided NU from 1955 to 1963, and directed two of the greatest upsets ever – a 43-41 victory over No. 4-ranked Kansas and Wilt Chamberlain, and a 55-48 victory over No. 1 Kansas State and Olympian Bob Boozer during the 1957-58 campaign.

C

Carr, Brian– Nebraska's all-time assist leader, with 682 from 1984 to 1987.

Carrier, Sam– First Husker cager to earn All-America honors (1913).

Chalk, Leroy– Third on Nebraska's all-time rebounding list with 782 boards.

Cipriano, Joe– Second-winningest coach in school history with an all-time mark of 253-197 from 1964 through 1980. He was a three-time conference coach of the year and guided the Huskers to three postseason appearances.

Coliseum– Home of Nebraska basketball from the 1926-27 season through the 1975-76 campaign.

D

Day, Bernard– Ranks as highest-scoring junior college transfer in school history with 802



Cookie Belcher set the Nebraska and Big 12 record for steals and ranks fifth in NCAA history with 353 during his Husker career.

points from 1985 to 1987.

Devaney, Bob– Longtime Nebraska football coach and athletic director who passed away in May of 1997. Nebraska's home court from 1976 until 2013, the Bob Devaney Sports Center, bears his name.

E

Ekwall, Rex– Standout for NU in mid-1950s whose 10.4 career rebound average still ranks as a school record.

ESPN– The national cable network that features a Big Ten game on its weekly "Super Tuesday" package and also features Big Ten games on Thursday and Saturday on its networks.

F

First-Round Draft Choices– Nebraska had three in the 1990s, Rich King (1991), Eric Piatkowski (1994) and Tyronn Lue (1998).

Fort, Jerry– First three-time first-team All-Big Eight selection in school history who finished his career with 1,882 points, which currently ranks third all-time at Nebraska.

FOX Sports – As part of the Big Ten's basketball national television package, games air on FOX Sports, FS1 and BTN.

G

Good, Harry– Served as NU head coach from 1947 through 1954 and guided the Huskers to shares of the 1949 and 1950 Big Seven titles. He was enshrined into the Citizens Savings College Basketball Hall of Fame in 1975.

H

Hamilton, Venson– The 1999 Big 12 Player of the Year and Nebraska's all-time leader in career rebounds and blocked shots.

Hammond Hustlers– Nickname given to Hammond, Ind., natives Brian Banks and Carl McPipe, who finished their careers with 1,150 and 1,300 points, respectively.

Hare, Fred– His follow-up basket at the buzzer with no time left gave Nebraska a 74-73 upset of No. 1 Michigan and Cazzie Russell in Lincoln during the 1964-65 season.

Hokuf, Steve– Standout all-around athlete who earned first-team all-conference honors in football, won the Big Six javelin title and earned All-America and all-conference honors in basketball.

Hoppen, Dave– NU's all-time leading scorer with 2,167 points who was the second three time first-team All-Big Eight pick in school history and the first player in school history to have his jersey number (42) retired.

I

Iba, Moe– The son of legendary coach Henry P. Iba, Moe posted 106 wins on the Husker bench from 1981 to 1986 and guided the school to its first NCAA Tournament berth in 1986.

International– The NCAA allows schools to take a foreign trip once every four years, allowing the Huskers to visit Australia (1988, 2004), Europe (1992), the Bahamas (2010), Spain (2015) and Italy (2019).

J

Johnson, Bill– Grabbed a school single-game record 26 rebounds against Iowa State in 1954. He was also the first Husker to play in the FIBA World Cup, helping the United States to a gold medal in 1954.

Jura, Chuck– Earned first-team All-Big Eight honors on the court and in the classroom as a senior in 1972. Averaged a school-record 11.7 rebounds per game in 1971-72.

K

King, Rich– Became the first first-round NBA draft pick in school history when the Seattle SuperSonics selected him with the 14th selection of the 1991 draft.

Kubacki, Jim– Hit the game-winning jumper to beat No. 1 Kansas and Wilt Chamberlain, 43-41, during the 1957-58 season.


L

Lantz, Stuart– Two-time first-team All-Big Eight pick (1967-68) who went on to an eight-year NBA career and had his Husker jersey number (22) retired in 1989. He has been a broadcaster with the Lakers for 34 seasons, spending the last 18 years as a broadcaster on the Los Angeles Lakers' television network as of 2021-22.

Lehmer, Frank– First basketball coach in school history (1897-99), he finished his career with a 7-3 record.

Lue, Tyronn– 1998 All-Big 12 pick who ranks ninth in career scoring at Nebraska and is tied for the school record with seven 30-point games. A first-round NBA draft pick in 1998,

Lue won two NBA titles and played for seven teams during an 11-year NBA career and was inducted into the Nebraska Basketball Hall of Fame in 2013. He won an NBA title with the Cleveland Cavaliers in 2016, and is currently the head coach of the Los Angeles Clippers. Lue had his No. 10 jersey retired at Nebraska on Feb. 2, 2017.



Andre Smith was the Big Eight Player of the Year in 1981, one of only two Huskers to earn the conference's top honor.

M

- Maclay, Don**– Earned All-America honors in 1931.
- Maric, Aleks**– Australian big man finished his career fifth in scoring (1,630 points) and second in rebounding (1,080). He was only the third player in Big 12 history with more than 1,500 points and 1,000 rebounds. He represented Australia in the 2012 London Olympics.
- Matzke, John and Stan**– Stan lettered from 1952 through 1955, while his son, John, was a second-team academic All-America pick in 1984.
- Moore, Jack**– One of the most popular Cornhuskers ever, he earned the 1982 Francis-Pomeroy-Naismith Award as the nation's top player under six feet. Nebraska's most valuable player award is named in honor of Moore, who was killed in a 1984 plane crash.
- Moore, Mikki**– One of four Huskers to play in the NBA after signing as a free agent. Led the NBA in field-goal percentage in 2007, the first undrafted player in league history to accomplish the feat. He played for nine teams during his 13-year NBA career.

N

- National Basketball Association**– 29 Huskers have been drafted by NBA teams over the years, including Dalano Banton (2021) and Bryce McGowens (2022).
- National Invitation Tournament**– NU has made 19 appearances in the nation's oldest postseason tournament with its most recent berth coming in 2019. NU captured the 1996 tournament title, defeating St. Joseph's in Madison Square Garden.
- NCAA Tournament**– The Huskers have earned seven bids to the "Big Dance," including five bids in the 1990s. The Huskers made their most recent appearance in 2014.
- Nee, Danny**– Winningest coach in Nebraska history, who posted a 254-190 record in 14 seasons from 1986 to 2000 and led NU to 11 postseason appearances.

O

- Overtime**– The Huskers are 63-53 all-time in OT games heading into the 2022-23 season.
- Olympians**– Three Husker basketball players have played the Olympic Games, including Aleks Maric (2012, Australia), Ade Dagunduro (2012, Nigeria) and Keisei Tominaga (2020, Tokyo).

P

- Parsons, Robert**– Two-time first-team All-Big Six performer who earned All-America honors in 1937.
- Pinnacle Bank Arena**– The home of Nebraska basketball that opened in August of 2013. The \$179 million facility seats 15,000 and is located in the Haymarket District of Lincoln.
- Polish Rifle**– Nickname of two-time All-Big Eight pick and 1994 Big Eight Tournament MVP Eric Piatkowski, Nebraska's second all-time leading scorer before spending 13 years in the NBA with four teams. He was inducted into the Nebraska Basketball Hall of Fame in 2006, the same year he had his jersey (No. 52) retired by Nebraska.
- Postseason**– Nebraska has made 26 all-time appearances, including an NIT appearance in 2019.

Q

- Quadruple**– Nebraska has played two quadruple overtime games in program history. NU and UAB played four overtimes on Dec. 22, 1979, (NU won 92-84), while NU and North Carolina State also reached four overtimes on Dec. 1, 2021 (NC State won 104-100).

R

- Rankings**– Nebraska posted its highest year-end national rankings ever in 1990-91, finishing at No. 9 in UPI and No. 11 in AP.
- Red Zone**– The Nebraska student section at Pinnacle Bank Arena. The group has nearly 1,000 seats in the lower bowl of Pinnacle Bank Arena.
- Retherford, Claude**– Leading scorer on NU's 1949 Big Seven championship team and a two-time first-team all-conference selection.

S

- Sadler, Doc**– Husker head coach from 2006-07 until 2011-12. He is fifth on Nebraska's win chart with 101 in six seasons and guided Nebraska to three NIT appearances.
- Sauer, George**– The only Husker football All-American to earn a basketball letter, he was an All-America fullback in 1933 and lettered on the hardwood in 1932 and 1933.
- Simmons, Grant**– First-team All-Big Eight pick in 1966 and the school's first first-team academic All-Big Eight selection.
- Smith, Andre**– 1981 Big Eight Player of the Year, and NU's first conference player of the year until Venson Hamilton in 1999.

- Stewart, Marvin**– The first player in school history to reach the 1,000-point plateau in fewer than 70 career games. He was later joined by Terran Petteway in 2014-15 and James Palmer Jr. in 2018-19
- Stiehm, E.O.**– NU's first full-time basketball coach (1912-15) and the only man in conference history to win league titles in football (1912, 1913, 1914) and basketball (1912, 1913, 1914) in the same year.
- Strickland, Erick**– A three-year starter for Nebraska who is second on the Huskers' steals list and seventh in scoring. Strickland played in the NBA for nine seasons and was inducted into the Nebraska Basketball Hall of Fame in 2009.

T

- Three-Pointers**– Nebraska hit a school-record 267 3-pointers during the 2001-02 campaign. Brian Carr hit the first 3-pointer in school history in a game at Cal-Irvine during the 1986-87 season.
- Titles**– Nebraska won or shared seven league titles, all prior to 1951. NU also captured the 1994 Phillips 66 Big Eight Tournament title.
- Turner, Herschel**– All-American player who was the first Husker to score 1,000 career points. Later went on to fame with the Harlem Globetrotters.

U

- Upset**– NU has knocked off three No. 1 teams, handing Kansas a 43-41 loss in 1958, Michigan a 74-73 loss in 1964-65 and Missouri a 67-51 loss at Columbia during the 1981-82 campaign. Nebraska nearly added a top-ranked victim in 1996-97 when it took Kansas to overtime before losing 82-77, and another in 2001-02 when it fell to Kansas by just one point, 88-87, in Lincoln as NU hit a school-record 18 3-pointers.

V

- van Poelgeest, Richard**– Born in The Netherlands, van Poelgeest was a four-year letterwinner from 1987 through 1990.
- Volz, "Mutt"**– First-team All-Missouri Valley Conference guard in 1925.

W

- Wahlquist, George**– All-America guard on NU's 1936 Big Six championship team.
- Walsh, W.W.**– The first first-team all-conference performer in school history (1909).
- Whitehead, Bus**– Two-time first-team All-Big Seven pick and the catalyst of the Huskers' 1949 and 1950 league title teams. Named as the captain of NU's all-time basketball team and earned the first Distinguished Hall of Fame Alumni award in 2003. The practice court at the Hendricks Training Complex is named after Whitehead for his contributions to the Husker program following his death in 2010.

X

- Xavier**– Ended Nebraska's most successful basketball season ever by handing the No. 3-seed Huskers an 89-84 loss in the first round of the 1991 NCAA Tournament at Minneapolis, Minn. NU finished with a school-record 26 victories against just eight losses.

Y

- YMCA**– Nebraska's first basketball game was played against a team from the Lincoln YMCA, Feb. 1, 1897. NU won 11-8.

Z

- Zero**– Number of home losing seasons by Nebraska in Devaney Center history, as the Huskers went .500 or better in all 37 seasons in the building.



Fred Hoiberg
2019-present



Tim Miles
2012-2019



Doc Sadler
2007-2012



Barry Collier
2001-2006



Danny Nee
1987-2000



Moe Iba
1981-86



Joe Cipriano
1964-80



Jerry Bush
1955-63



Harry Good
1947-54



L.F. Klein
1946



A.J. Lewandowski
1941-45



William Browne
1933-40



Charles T. Black
1927-32



Ernest Bearg
1926



W.E. Kline
1924-25




Owen A. Frank
1922-23



Paul Schlisser
1920-21



Dr. E.J. Stewart
1917-19



Sam Waugh
1916



E.O. Stiehm
1912-15



O.F. Field
1911



T.J. Hewiat
1910



R.G. Clapp
1904-09



Fred Morrell
1902



E. Berry
1901



T.P. Hewitt
1900



Frank Lehmer
1897-99

ALL-TIME ASSISTANT COACHES

| Name | Years | | |
|---------------------|--------------------|-------------------------|--------------|
| Abdelmassih, Matt | 2019-22 | Hunter, Kenya | 2013-18 |
| Amen, Paul | 1940-41 | Iba, Moe | 1971-80 |
| Anwar, David | 2007-2010, 2011-12 | Johnson, Ben | 2012-13 |
| Armstrong, Charles | 1938, 1942-40 | Johnson, Bill | 1996-97 |
| Baack, Tom | 1978-86 | Lewandowski, A.J. | 1938-40 |
| Bargen, Gary | 1987-95 | Lewis, Michael | 2016-2019 |
| Beckner, Phil | 2015-2016 | Loenser, Nate | 2021-present |
| Benford, Tony | 2006-2008 | Mathews, Philip | 2007-10 |
| Broughton, Mike | 2003 | Mitchem, Lynn | 1987-92 |
| Campbell, Dave | 2001-02 | Molinar, Jim | 2014-2019 |
| Carter, Tim | 1984 | Mouton, Kevin | 2001 |
| Cipriano, Randy | 1982-86 | Novsek, Doug | 2003-06 |
| Croft, Chris | 2010-11 | Porter, Lonnie | 1973-77 |
| Cox, Jeremy | 2011-12 | Rankin, Reggie | 2001-03 |
| Farley, Doug | 1985-86 | Reid, Arden | 1987-89 |
| Fisher, Morris | 1935-37 | Roose, Walter | 2009-10 |
| Flanigan, Wes | 2010-12 | Roth, Randy | 1997-2000 |
| Francis Jr., Jerome | 2006 | Sadler, Doc | 2019-21 |
| Gates, Armon | 2018-22 | Sharpe, Tony | 1947-63 |
| Gates, Bob | 1964-66 | Smith, Craig | 2012-2014 |
| Gay, Larry | 2000 | Smith, Jeff | 1990-95 |
| Hammond, John | 1981 | Spinelli, Scott | 2004-06 |
| Harriman, Chris | 2012-15 | Spoonhour, Charlie | 1982-83 |
| Harshman, Dave | 1978 | Stevens, Ed | 1967 |
| Harrell, Bill | 1968-69 | Stewart, Ron | 1980 |
| Hill, Cleo | 1999-2000 | Webster, Tracy | 2010-11 |
| Howard, Adam | 2022-present | Williams, Jimmy | 1993-99 |
| Howard, Scott | 1996-98 | Whitehead, Milton "Bus" | 1955 |
| Hughes, Rex | 1970-72 | Zeigler, Ernie | 2022-present |

HEAD COACHING RECORDS (BY WINS)

| Coach | Season(s) | Years | Games | Won | Lost | Pct. | Conf. Titles |
|------------------|------------------|------------|--------------|--------------|--------------|-------------|-----------------|
| Danny Nee | 1987-2000 | 14 | 444 | 254 | 190 | .572 | 0 (1 B8T) |
| Joe Cipriano | 1964-80 | 17 | 450 | 253 | 197 | .562 | 0 (1 B8HT) |
| Tim Miles | 2012-19 | 7 | 230 | 116 | 114 | .504 | 0 |
| Moe Iba | 1981-86 | 6 | 177 | 106 | 71 | .599 | 0 |
| Doc Sadler | 2007-12 | 6 | 190 | 101 | 89 | .532 | 0 |
| Barry Collier | 2001-06 | 6 | 180 | 89 | 91 | .494 | 0 |
| Harry C. Good | 1947-54 | 8 | 185 | 86 | 99 | .465 | 2 |
| Jerry Bush | 1955-63 | 9 | 213 | 81 | 132 | .380 | 0 |
| William Browne | 1933-40 | 8 | 151 | 64 | 87 | .424 | 1 |
| R.G. Clapp | 1904-09 | 6 | 102 | 59 | 43 | .578 | 0 |
| E.O. Stiehm | 1912-15 | 4 | 70 | 56 | 14 | .800 | 3 |
| Charles T. Black | 1927-32 | 6 | 108 | 51 | 57 | .472 | 0 |
| Paul Schlisser | 1920-21 | 2 | 42 | 37 | 5 | .881 | 0 |
| Dr. E.J. Stewart | 1917-19 | 3 | 52 | 29 | 23 | .558 | 0 |
| A.J. Lewandowski | 1941-45 | 5 | 87 | 24 | 63 | .276 | 0 |
| Fred Hoiberg | 2020-present | 3 | 91 | 24 | 67 | .267 | 0 |
| W.E. Kline | 1924-25 | 2 | 35 | 23 | 12 | .657 | 0 |
| Owen A. Frank | 1922-23 | 2 | 35 | 14 | 21 | .400 | 0 |
| Sam Waugh | 1916 | 1 | 14 | 13 | 1 | .929 | 1 |
| O.F. Field | 1911 | 1 | 18 | 9 | 9 | .500 | 0 |
| Ernest Bearg | 1926 | 1 | 18 | 8 | 10 | .444 | 0 |
| Frank Lehmer | 1897-99 | 3 | 10 | 7 | 3 | .700 | 0 |
| Walter Hiltner | 1903 | 1 | 12 | 7 | 5 | .583 | 0 |
| L.F. Klein | 1946 | 1 | 20 | 7 | 13 | .350 | 0 |
| T.J. Hewiat | 1910 | 1 | 16 | 6 | 10 | .375 | 0 |
| T.P. Hewitt | 1900 | 1 | 5 | 5 | 0 | 1.000 | 0 |
| Fred Morrell | 1902 | 1 | 8 | 5 | 3 | .625 | 0 |
| E. Berry | 1901 | 1 | 6 | 3 | 3 | .500 | 0 |
| Totals | 1897-2022 | 126 | 2,969 | 1,537 | 1,432 | .518 | 7 (188T) |



| Year | All Games | | Conference | | Conference Finish | Highlights, Notes |
|-----------|-----------|----|------------|----|--------------------|--|
| | W | L | W | L | | |
| 1896-97 | 2 | 0 | 0 | 0 | None | both games seven-on-seven |
| 1897-98 | 1 | 3 | 0 | 0 | None | all games against YMCA teams |
| 1898-99 | 4 | 0 | 0 | 0 | None | Neb. Wesleyan first collegiate foe |
| 1899-1900 | 5 | 0 | 0 | 0 | None | first meeting with Kansas |
| 1900-01 | 3 | 3 | 0 | 0 | None | win streak reaches 13 games |
| 1901-02 | 5 | 3 | 0 | 0 | None | |
| 1902-03 | 7 | 5 | 0 | 0 | None | |
| 1903-04 | 9 | 5 | 0 | 0 | None | Wisconsin is first Big Ten foe |
| 1904-05 | 11 | 5 | 0 | 0 | None | |
| 1905-06 | 12 | 2 | 0 | 0 | None | then-school record 12 wins |
| 1906-07 | 10 | 6 | 0 | 0 | None | NU record 74-point win vs. Crete |
| 1907-08 | 9 | 10 | 4 | 2 | 2nd, MVC | first losing season in 10 years |
| 1908-09 | 8 | 15 | 5 | 5 | 2nd, MVC | W.W. Walsh, first-team MVC |
| 1909-10 | 6 | 10 | 6 | 2 | 2nd, MVC | E.O. Perry, first-team MVC |
| 1910-11 | 9 | 9 | 6 | 6 | 2nd, MVC | J.P. Gibson, A.O. Frank, All-MVC |
| 1911-12 | 14 | 1 | 8 | 0 | 1st, MVC | Won season's final nine games |
| 1912-13 | 17 | 2 | 10 | 0 | 1st, MVC | Sam Carrier, Ross Haskell, All-MVC; Carrier, All-American |
| 1913-14 | 15 | 3 | 7 | 0 | 1st, MVC | |
| 1914-15 | 10 | 8 | 8 | 4 | 2nd, MVC | first MVC loss in four years |
| 1915-16 | 13 | 1 | 12 | 0 | 1st, MVC | perfect 12-0 in Missouri Valley |
| 1916-17 | 12 | 10 | 4 | 8 | 5th, MVC | |
| 1917-18 | 7 | 7 | 4 | 5 | 5th, MVC | |
| 1918-19 | 10 | 6 | 10 | 6 | 3rd, MVC | Carl Johnson, All-MVC pick |
| 1919-20 | 22 | 2 | 0 | 0 | None | then-NU record 22 wins stood for 71 seasons, no conference affiliation |
| 1920-21 | 15 | 3 | 9 | 1 | 2nd, MVC | |
| 1921-22 | 8 | 9 | 8 | 8 | tie 4th, MVC | |
| 1922-23 | 6 | 12 | 5 | 11 | 6th, MVC | |
| 1923-24 | 11 | 7 | 10 | 6 | 3rd, MVC | |
| 1924-25 | 12 | 5 | 11 | 5 | 2nd, MVC | Orr Goodson, Mutt Volz, All-MVC |
| 1925-26 | 8 | 10 | 7 | 7 | 5th, MVC | first season in NU Coliseum |
| 1926-27 | 12 | 6 | 7 | 5 | 4th, MVC | Clark Smatha, All-MVC pick |
| 1927-28 | 7 | 11 | 7 | 11 | tie 7th, MVC | all games vs. league foes |
| 1928-29 | 11 | 5 | 5 | 5 | 3rd, Big Six | first season of play in Big Six |
| 1929-30 | 9 | 9 | 6 | 4 | 3rd, Big Six | Don Maclay, first-team All-Big Six |
| 1930-31 | 9 | 9 | 6 | 4 | 3rd, Big Six | Don Maclay, All-American; Steve Hokuf, first-team All-Big Six |
| 1931-32 | 3 | 17 | 2 | 8 | 6th, Big Six | |
| 1932-33 | 3 | 13 | 2 | 8 | tie 5th, Big Six | Hokuf, All-Big Six, All-American |
| 1933-34 | 7 | 11 | 5 | 5 | 4th, Big Six | |
| 1934-35 | 6 | 12 | 3 | 7 | 5th, Big Six | |
| 1935-36 | 13 | 8 | 7 | 3 | 2nd, Big Six | George Wahlquist, All-Big Six, All-American |
| 1936-37 | 13 | 7 | 8 | 2 | tie 1st, Big Six | shared Big Six title, Robert Parsons, All-Big Six, All-American |
| 1937-38 | 9 | 11 | 4 | 6 | tie 3rd, Big Six | Parsons, All-Big Six |
| 1938-39 | 7 | 13 | 3 | 7 | 5th, Big Six | |
| 1939-40 | 6 | 12 | 2 | 8 | tie 4th, Big Six | |
| 1940-41 | 8 | 10 | 6 | 4 | 3rd, Big Six | Sid Held, Don Fritz, All-Big Six |
| 1941-42 | 6 | 13 | 4 | 6 | 4th, Big Six | |
| 1942-43 | 6 | 10 | 5 | 5 | tie 3rd, Big Six | |
| 1943-44 | 2 | 13 | 1 | 9 | tie 5th, Big Six | fewest wins in 46 seasons |
| 1944-45 | 2 | 17 | 1 | 9 | 6th, Big Six | |
| 1945-46 | 7 | 13 | 3 | 7 | tie 4th, Big Six | |
| 1946-47 | 10 | 14 | 3 | 7 | tie 5th, Big Six | league Holiday tourney begins |
| 1947-48 | 11 | 13 | 5 | 7 | 5th, Big Seven | first year of Big Seven |
| 1948-49 | 16 | 10 | 9 | 3 | tie 1st, Big Seven | NU lost in NCAA District game, Claude Retherford, Big Seven MVP; Bus Whitehead, All-Big Seven |
| 1949-50 | 16 | 7 | 8 | 4 | tie 1st, Big Seven | Bus Whitehead, All-Big Seven |
| 1950-51 | 9 | 14 | 4 | 8 | 5th, Big Seven | |
| 1951-52 | 7 | 17 | 3 | 9 | 7th, Big Seven | Jim Buchanan, All-American, All-Big Seven |
| 1952-53 | 9 | 11 | 4 | 8 | 6th, Big Seven | |
| 1953-54 | 8 | 13 | 5 | 7 | tie 4th, Big Seven | |
| 1954-55 | 9 | 12 | 6 | 6 | tie 3rd, Big Seven | |
| 1955-56 | 7 | 16 | 3 | 9 | 6th, Big Seven | defeated Wooden-coached UCLA |
| 1956-57 | 11 | 12 | 5 | 7 | tie 4th, Big Seven | |
| 1957-58 | 10 | 13 | 5 | 7 | tie 4th, Big Seven | defeated two No. 4 teams |
| 1958-59 | 12 | 13 | 5 | 9 | tie 5th, Big Eight | first season of Big Eight |
| 1959-60 | 7 | 17 | 4 | 10 | tie 7th, Big Eight | Herschell Turner, All-Big Eight, NU's first 1,000-point scorer |
| 1960-61 | 10 | 14 | 4 | 10 | 6th, Big Eight | |
| 1961-62 | 9 | 16 | 5 | 9 | tie 5th, Big Eight | |
| 1962-63 | 6 | 19 | 1 | 13 | 8th, Big Eight | School-record 19 losses |
| 1963-64 | 7 | 18 | 5 | 9 | tie 6th, Big Eight | Joe Cipriano's first season |
| 1964-65 | 10 | 15 | 5 | 9 | tie 6th, Big Eight | beat No. 1 Michigan in Lincoln |
| 1965-66 | 20 | 5 | 12 | 2 | 2nd, Big Eight | first winning season in 15 years, school's second 20-win campaign, finished season ranked 11th (UPI) |
| 1966-67 | 16 | 9 | 10 | 4 | tie 2nd, Big Eight | Grant Simmons, All-Big Eight |
| 1967-68 | 15 | 10 | 8 | 6 | tie 3rd, Big Eight | Lantz, All-Big Eight pick; NU won Big Eight Holiday title |
| 1968-69 | 12 | 14 | 5 | 9 | tie 6th, Big Eight | |

| | | | | | | |
|-----------|-------|-------|-----|-----|----------------------------|--|
| 1969-70 | 16 | 9 | 7 | 7 | tie 3rd, Big Eight | |
| 1970-71 | 18 | 8 | 8 | 6 | 4th, Big Eight | Marvin Stewart, All-Big Eight |
| 1971-72 | 14 | 12 | 7 | 7 | 4th, Big Eight | Chuck Jura, All-Big Eight |
| 1972-73 | 9 | 17 | 4 | 10 | tie 6th, Big Eight | |
| 1973-74 | 14 | 12 | 7 | 7 | 4th, Big Eight | Jerry Fort, All-Big Eight |
| 1974-75 | 14 | 12 | 7 | 7 | 4th, Big Eight | Jerry Fort, All-Big Eight, then-school-record 40 points against Missouri |
| 1975-76 | 19 | 8 | 10 | 4 | 3rd, Big Eight | Jerry Fort, All-Big Eight, finished with then-school-record 1,882 points, last season in NU Coliseum |
| 1976-77 | 15 | 14 | 7 | 7 | 5th, Big Eight | first season in Devaney Center first NU-Creighton meeting in 45 years |
| 1977-78 | 22 | 8 | 9 | 5 | 2nd, Big Eight | NU makes 2nd NIT appearance |
| 1978-79 | 14 | 13 | 7 | 7 | 5th, Big Eight | Brian Banks, All-Big Eight |
| 1979-80 | 18 | 13 | 8 | 6 | tie 2nd, Big Eight | Andre Smith, All-Big Eight |
| 1980-81 | 15 | 12 | 9 | 5 | tie 2nd, Big Eight | Moe Iba, Big Eight Coach of the Year |
| 1981-82 | 16 | 12 | 7 | 7 | tie 4th, Big Eight | Andre Smith, Big Eight POW |
| 1982-83 | 22 | 10 | 9 | 5 | tie 3rd, Big Eight | Moe Iba, Big Eight Coach of the Year |
| 1983-84 | 18 | 12 | 7 | 7 | 3rd, Big Eight | Jack Moore, All-Big Eight |
| 1984-85 | 16 | 14 | 5 | 9 | tie 5th, Big Eight | NU defeated No. 1 Missouri |
| 1985-86 | 19 | 11 | 8 | 6 | 3rd, Big Eight | NU reached NIT semifinals |
| 1986-87 | 21 | 12 | 7 | 7 | 5th, Big Eight | Second straight NIT bid, Dave Hoppen, All-Big Eight |
| 1987-88 | 13 | 18 | 4 | 10 | 7th, Big Eight | Dave Hoppen, All-Big Eight, set six school records |
| 1988-89 | 17 | 16 | 4 | 10 | 7th, Big Eight | NU's first-ever NCAA berth, Dave Hoppen, All-Big Eight, finished as NU's all-time leading scorer |
| 1989-90 | 10 | 18 | 3 | 11 | 7th, Big Eight | |
| 1990-91 | 26 | 8 | 9 | 5 | 3rd, Big Eight | School-record 26 wins, finished with highest-ever ranking (No. 9), NU-record tying 14 straight wins |
| 1991-92 | 19 | 10 | 7 | 7 | 5th, Big Eight | Second straight NCAA bid |
| 1992-93 | 20 | 11 | 8 | 6 | tie 2nd, Big Eight | Third straight NCAA bid, Eric Piatkowski, All-Big Eight |
| 1993-94 | 20 | 10 | 7 | 7 | 4th, Big Eight | Fourth straight NCAA bid, second straight 20-win season, Big Eight Tournament champs |
| 1994-95 | 18 | 14 | 4 | 10 | 7th, Big Eight | Eric Piatkowski, All-Big Eight |
| 1995-96 | 21 | 14 | 4 | 10 | 7th, Big Eight | NIT bid, fifth straight postseason |
| 1996-97 | 18 | 15 | 7 | 9 | 7th, Big 12 | NIT Champions |
| 1997-98 | 20 | 12 | 10 | 6 | 4th, Big 12 | School-record seventh straight postseason appearance (NIT) |
| 1998-99 | 20 | 13 | 10 | 6 | tie 5th, Big 12 | First NCAA berth in four years, Tyrron Lue, All-Big 12 |
| 1999-2000 | 11 | 19 | 4 | 12 | tie 8th, Big 12 | Ninth straight postseason (NIT) |
| 2000-01 | 14 | 16 | 7 | 9 | 7th, Big 12 | Venson Hamilton, Big 12 Player of Year |
| 2001-02 | 13 | 15 | 6 | 10 | tie 7th, Big 12 | Danny Nease is NU's winningest coach |
| 2002-03 | 11 | 19 | 3 | 13 | 12th, Big 12 | Barry Collier's first season with Huskers |
| 2003-04 | 18 | 13 | 6 | 10 | 9th, Big 12 | Cary Cochran career record 268 3-pters |
| 2004-05 | 14 | 14 | 7 | 9 | 8th, Big 12 | First school record for losses |
| 2005-06 | 19 | 14 | 7 | 9 | 6th, Big 12 | First postseason bid under Collier |
| 2006-07 | 17 | 14 | 6 | 10 | 7th, Big 12 | Joe McCray, Aleks Maric set NU frosh records |
| 2007-08 | 20 | 13 | 7 | 9 | 7th, Big 12 | Second postseason bid in three years |
| 2008-09 | 18 | 13 | 8 | 8 | 8th, Big 12 | First year of Big Seven under Doc Sadler |
| 2009-10 | 15 | 18 | 2 | 14 | 12th, Big 12 | 12th 20-win season, postseason NIT |
| 2010-11 | 19 | 13 | 7 | 9 | 7th, Big 12 | Aleks Maric, All-Big 12 |
| 2011-12 | 12 | 18 | 4 | 14 | t11th, Big Ten | First .500 record in Big 12 in decade |
| 2012-13 | 15 | 18 | 5 | 13 | 10th, Big Ten | Second straight postseason NIT |
| 2013-14 | 19 | 13 | 11 | 7 | 4th, Big Ten | First NCAA bid in 16 years |
| 2014-15 | 13 | 18 | 5 | 13 | 12th, Big Ten | Tim Miles Big Ten COY; Terran Petteway All-Big Ten |
| 2015-16 | 16 | 18 | 6 | 12 | 11th, Big Ten | Terran Petteway, All-Big Ten |
| 2016-17 | 12 | 19 | 6 | 12 | t12th, Big Ten | Shavon Shields Academic All-American |
| 2017-18 | 22 | 11 | 13 | 5 | t4th, Big Ten | NABC Good Works Team and All-Big Ten |
| 2018-19 | 19 | 17 | 6 | 14 | 13th, Big Ten | Tai Webster, All-Big Ten |
| 2019-20 | 7 | 25 | 2 | 18 | 14th, Big Ten | James Palmer Jr., All-Big Ten; School-record 13 conference wins |
| 2020-21 | 7 | 20 | 3 | 16 | 14th, Big Ten | 13th 20-win season; First NIT appearance since 2011 |
| 2021-22 | 10 | 22 | 4 | 16 | t13th, Big Ten | First season under Fred Hoiberg; Cam Mack 1st triple double |
| Totals | 1,539 | 1,431 | 684 | 839 | 7 NCAA, 19 NIT appearances | Dalano Banton triple-double and NBA Draft pick |

HISTORY



Nebraska's first basketball team posted a 2-0 record in 1896-97.

1896-97

Overall Record: 2-0
 Home: 2-0 Away: 0-0
 Coach: Frank Lehmer
 H 2/2 Lincoln YMCA W 11 8
 H 2/23 Lincoln YMCA W 23 14
 Season Notes: Six years after Dr. James Naismith invented the game, NU fielded its first team...Coach Frank Lehmer guided first team...both games were played seven-on-seven.

1897-98

Overall Record: 1-3
 Home: 0-3 Away: 1-0
 Coach: Frank Lehmer
 H 1/8 Lincoln YMCA L 9 15
 H 1/15 Omaha YMCA L 12 16
 H 2/1 Lincoln YMCA L 13 20
 A 2/22 Omaha YMCA W 10 9
 Season Note: After three straight losses to open season, Nebraska ended its second year of intercollegiate basketball with 10-9 win over Omaha YMCA in its first-ever road game.

1898-99

Overall Record: 4-0
 Home: 3-0 Away: 1-0
 Coach: Frank Lehmer
 H 12/13 Nebraska Wesleyan W 37 5
 H 1/17 Doane W 52 7
 H 1/20 Omaha YMCA W 21 14
 A 2/2 Nebraska Wesleyan W 57 3
 Season Notes: Second undefeated season in school history...final season for NU's first coach, Frank Lehmer...after six games in first two seasons of intercollegiate basketball against Lincoln and Omaha YMCA teams, Huskers faced first collegiate opponent in Nebraska Wesleyan.

1899-1900

Overall Record: 5-0
 Home: 5-0 Away: 0-0
 Coach: T.P. Hewitt
 H Nebraska Wesleyan W 42 9
 H Lincoln YMCA W 39 7
 H Doane W 57 3
 H Omaha YMCA W 26 14
 H 3/2 Kansas W 48 8
 Season Notes: Third and final undefeated season in school history...Kansas game at Lincoln was first-ever between Big Eight Conference schools and ranks as worst loss ever for Jayhawks... W.E. Anderson had school's first 30-point game with 34 vs. KU...Coach T.P. Hewitt's only season.

1900-01

Overall Record: 3-3
 Home: 2-1 Away: 1-2
 Coach: E. Berry
 A Omaha YMCA W 13 11
 H Lincoln YMCA W 10 8
 H Omaha YMCA W 20 12
 H Omaha YMCA L 20 28
 A Fond du Lac L 20 32
 A Stevens Point A.C. L 13 38
 Season Notes: NU opened season with three straight wins to run win streak to 13 straight, but then dropped final three games to finish .500...third consecutive .500 or better record...only season for Coach E. Berry.

1901-02

Overall Record: 5-3
 Home: 3-0 Away: 2-3
 Coach: Fred Morrell
 H 1/18 Nebraska Wesleyan W 63 14
 H 2/1 Lincoln YMCA W 32 30
 A 2/15 Minnesota L 9 52
 A 2/17 Sioux City YMCA W 42 24
 A 2/28 Haskell L 29 79
 A 3/1 Kansas W 35 29
 A 3/3 Topeka YMCA L 36 52
 H 3/22 Topeka YMCA W 27 13
 Season Notes: First and only season for Coach Fred Morrell...fourth straight .500 or better season.

1902-03

Overall Record: 7-5
 Home: 3-1 Away: 4-4
 Coach: Walter Hiltner
 H 12/18 Lincoln YMCA W 25 18
 A 1/17 Haskell L 18 25
 H 1/24 Lincoln YMCA L 24 35
 H 1/31 Kansas W 23 18
 A 2/3 Denver YMCA W 44 29
 A 2/4 Colorado College W 39 11
 A 2/5 Colorado W 28 12
 A 2/6 Greeley High W 25 15
 A 2/7 Cheyenne Business L 28 42
 H 2/20 Lincoln YMCA W 33 20
 A 3/6 Minnesota Ag. L 4 13
 A 3/7 Minnesota L 14 41
 Season Notes: In only season under Coach Walter Hiltner, Nebraska posted 7-5 record...fifth straight .500-plus campaign.

1903-04

Overall Record: 9-5
 Coach: R.G. Clapp
 (Sites and dates unavailable)
 Nebraska Wesleyan W 47 10
 Highland Park L N/A N/A
 Lincoln High W 49 26
 Nebraska Wesleyan L 31 32
 Lincoln YMCA L N/A N/A
 Lincoln YMCA W N/A N/A
 Lincoln YMCA W 31 12
 Nebraska Wesleyan W 25 9
 Omaha Christian W 35 26
 Sioux City YMCA L 14 49
 Morningside W 57 27
 Minnesota L 21 42
 Minneapolis YMCA W 15 10
 H Wisconsin W 25 22
 Season Notes: In first season under Coach R.G. Clapp, Nebraska won school-record nine games...Wisconsin was first Big Ten school to play Huskers at Lincoln.

1904-05

Overall Record: 11-5
 Coach: R.G. Clapp
 (Sites and dates unavailable)
 Nebraska Wesleyan W 32 31
 Highland Park L 34 39
 Nebraska Wesleyan W 57 23
 Omaha YMCA W 24 21
 Fort Dodge W 53 27
 Shattuck W 44 22
 Minnesota W 22 21
 Minnesota W 28 25
 Omaha YMCA L 29 30
 Baker W 49 19
 Port Washington W 47 36
 Ripon L 28 32
 Menasha W 37 19
 Lawrence W 37 24
 Lewis L 32 61
 Chicago Central L 22 59
 Season Note: Huskers won then-school-record 11 games.

1905-06

Overall Record: 12-2
 Home: 4-1 Away: 8-1
 Coach: R.G. Clapp
 H 1/13 Kansas City A.C. W 33 22
 H 1/29 Kansas City YMCA W 25 24
 H 2/3 Baker W 34 23
 H 2/12 Kansas L 17 37
 A 2/19 Kansas State W 50 14
 A 2/20 Fort Riley W 43 13
 A 2/21 Baker W 33 27
 A 2/22 Independence W 41 16
 A 2/23 Kansas City A.C. L 21 49
 A 2/25 Kansas City A.C. W 26 25
 H 3/15 Brown "B" W 57 12
 A 3/20 Bellevue W 39 27
 A 3/21 Fort Dodge W 33 23
 A 3/22 Shattuck W 59 23
 Season Note: Nebraska won then-school-record 12 games with just two losses.

1906-07

Overall Record: 10-6
 Home: 5-0 Away: 5-6
 Coach: R.G. Clapp
 A 1/4 Crete W 82 8
 A 1/11 Nebraska Wesleyan W 38 26
 H 1/26 Central City W 40 9
 H 1/28 Iowa W 25 17
 H 2/9 Kansas W 32 19
 A 2/14 Fort Dodge W 34 22
 A 2/15 Minnesota L 19 20
 A 2/16 Minnesota L 18 20
 A 2/18 Hudson W 26 25
 A 2/19 Marshfield (Co. A) W 33 16
 A 2/20 Portage (Co. F) L 23 27
 A 2/21 Wisconsin L 31 35

A 2/22 Iowa L 29 32
 A 2/23 Grinnell L 21 27
 H 3/1 Denver W 40 13
 H 3/25 Nebraska Wesleyan W 59 11
 Season Notes: Nebraska posted ninth straight .500 or better record, third consecutive under Coach R.G. Clapp...74-point margin of victory over Crete (82-8) is largest in school history.

1907-08

Overall Record: 9-10
 Conference: 4-2 in Missouri Valley (2nd)
 Home: 3-3 (2-2) Away: 6-7 (2-0)
 Coach: R.G. Clapp
 A 12/18 Nebraska Wesleyan W 33 19
 H 1/11 Muscatine L 21 39
 A 1/15 Kansas State W 36 18
 A 1/16 Washburn W 26 25
 A 1/17 Kansas W 20 17
 A 1/18 Kansas W 23 21
 H 1/23 Highland Park W 51 23
 H 1/31 Missouri W 41 30
 H 2/1 Missouri W 43 31
 H 2/21 Kansas L 26 28
 H 2/22 Kansas L 25 28
 A 2/28 Minnesota L 12 43
 A 2/29 Minnesota L 10 32
 A 3/2 Portage L 16 39
 A 3/3 Wisconsin L 4 43
 A 3/4 DePaul W 25 18
 A 3/5 Morrison L 19 23
 A 3/6 Iowa L 26 39
 A 3/7 Grinnell L 14 37
 Season Notes: First season as member of Missouri Valley Conference...Huskers won MVC North Division title with 4-2 record, but because of scheduling difficulties, did not play a game against a team in own division... Husker Wilbur Wood was nation's second black college basketball player at a predominately white institution... Jumbo Stiehm, who would later become NU's football and basketball coach, scored 24 points in Wisconsin's 43-4 victory at Madison...second sub-.500 record in school history.

1908-09

Overall Record: 8-15
 Conference: 5-5 in Missouri Valley (2nd)
 Home: 5-5 (4-0) Away: 3-10 (1-5)
 Coach: R.G. Clapp
 H 12/12 Cotner W 28 24
 H 12/17 Lincoln YMCA L 16 34
 A 1/7 Kansas State W 36 31
 A 1/8 Kansas L 13 48
 A 1/9 Kansas L 17 36
 H 1/15 Iowa State W 42 20
 H 1/16 Iowa State W 40 21
 H 1/22 Drake W 39 30
 H 1/23 Drake W 34 12
 H 1/30 Kansas L 13 18
 H 2/1 Missouri L 24 26
 A 2/5 Minnesota L 17 24
 A 2/6 Minnesota L 21 39
 A 2/8 Iowa State L 16 22
 A 2/9 Iowa State W 31 17
 A 2/10 Drake L 12 34
 A 2/11 Drake L 15 25
 H 2/19 Minnesota L 26 28
 H 2/20 Minnesota L 20 29
 KC 3/4 Kansas L 22 28
 KC 3/5 Kansas L 15 24
 KC 3/6 Kansas W 32 29
 A 3/8 Nebraska Wesleyan L 32 62
 Season Notes: For second straight year, Nebraska captured MVC Northern Division title...Kansas took two of three games against Cornhuskers in playoff at Kansas City, Mo., and won conference title...W.W. Walsh earned first-team All-MVC honors, first NU player ever honored... Coach R.G. Clapp retired after six seasons.

1909-10

Overall Record: 6-10
Conference: 6-2 in Missouri Valley (2nd)
Home: 4-3 (4-0) Away: 2-7 (2-2)
Coach: T.J. Hewiat

| | | | | | | |
|---|------|--------------|-------|---|----|----|
| A | 1/6 | Kansas State | | L | 16 | 27 |
| A | 1/7 | Kansas | | L | 17 | 32 |
| A | 1/8 | Kansas | | L | 16 | 40 |
| H | 1/21 | Iowa State | | W | 24 | 21 |
| H | 1/22 | Iowa State | | W | 29 | 26 |
| H | 1/28 | Drake | | W | 40 | 14 |
| H | 1/29 | Drake | | W | 27 | 6 |
| A | 2/8 | Drake | | W | 20 | 16 |
| A | 2/10 | Drake | | W | 22 | 13 |
| A | 2/11 | Iowa State | | L | 23 | 34 |
| A | 2/12 | Iowa State | | L | 17 | 18 |
| H | 2/14 | Kansas State | | L | 17 | 28 |
| A | 2/18 | Minnesota | | L | 14 | 33 |
| A | 2/19 | Minnesota | | L | 9 | 27 |
| H | 2/26 | Kansas | | L | 20 | 40 |
| H | 2/27 | Kansas | | L | 13 | 40 |

Season Notes: In only season under Coach T.J. Hewiat, Nebraska finished 6-10...Huskers won MVC North Division title for third straight year, but Kansas had better division record than NU and was declared conference champion...E.O. Perry was first-team All-Missouri Valley Conference pick.

1910-11

Overall Record: 9-9
Conference: 6-6 in Missouri Valley (2nd)
Home: 6-3 (4-2) Away: 3-6 (2-4)
Coach: O.F. Field

| | | | | | | |
|---|------|-------------------|-------|---|----|----|
| H | 1/7 | Cotner | | L | 17 | 35 |
| H | 1/14 | Nebraska Wesleyan | | W | 42 | 26 |
| H | 1/20 | Iowa State | | W | 41 | 20 |
| H | 1/21 | Iowa State | | L | 31 | 33 |
| A | 1/26 | Morningside | | W | 23 | 19 |
| A | 1/27 | Minnesota | | L | 10 | 25 |
| A | 1/28 | Minnesota | | L | 15 | 40 |
| H | 2/4 | South Dakota | | W | 30 | 25 |
| A | 2/6 | Iowa State | | L | 27 | 31 |
| A | 2/7 | Iowa State | | W | 22 | 19 |
| A | 2/8 | Missouri | | L | 26 | 39 |
| A | 2/9 | Missouri (OT) | | L | 36 | 37 |
| A | 2/10 | Kansas | | W | 15 | 11 |
| A | 2/11 | Kansas | | L | 12 | 37 |
| H | 2/24 | Kansas | | W | 38 | 28 |
| H | 2/25 | Kansas | | W | 34 | 24 |
| H | 2/26 | Missouri | | W | 30 | 23 |
| H | 2/27 | Missouri | | L | 20 | 23 |

Season Notes: NU finished second in Missouri Valley Conference, three games behind Kansas...J.P. Gibson and O.A. Frank earned first-team All-Missouri Valley Conference honors...NU's first-ever overtime game.

1911-12

Overall Record: 14-1
Conference: 8-0 in Missouri Valley (1st)
Home: 6-0 (4-0) Away: 8-1 (4-0)
Coach: E.O. "Jumbo" Stiehm

| | | | | | | |
|---|------|--------------|-------|---|----|----|
| H | 1/12 | Drake | | W | 42 | 24 |
| H | 1/13 | Drake | | W | 35 | 13 |
| A | 1/18 | Kansas State | | W | 26 | 25 |
| A | 1/19 | Kansas | | W | 30 | 27 |
| A | 1/20 | Kansas | | W | 30 | 26 |
| A | 1/26 | Minnesota | | L | 15 | 40 |
| A | 1/27 | Morningside | | W | 62 | 10 |
| H | 2/2 | Iowa State | | W | 33 | 12 |
| H | 2/3 | Iowa State | | W | 40 | 14 |
| A | 2/21 | Drake | | W | 33 | 15 |
| A | 2/22 | Drake | | W | 46 | 14 |
| A | 2/23 | Iowa State | | W | 31 | 21 |
| A | 2/24 | Iowa State | | W | 31 | 12 |
| H | 3/1 | Kansas | | W | 49 | 21 |
| H | 3/2 | Kansas | | W | 29 | 28 |

Season Notes: Huskers claimed MVC North Division crown with 8-0 record...after 25-point loss at Minnesota in sixth game of season, Nebraska won final nine games...in first season as Husker mentor, Stiehm made history by becoming first coach in conference history to win football and basketball titles in the same academic year...he repeated the feat a year later.

1912-13

Overall Record: 17-2
Conference: 10-0 in Missouri Valley (1st)
Home: 10-0 (5-0) Away: 7-2 (5-0)
Coach: E.O. "Jumbo" Stiehm

| | | | | | | |
|---|------|-------------------|-------|---|----|----|
| H | 1/11 | Cotner | | W | 29 | 18 |
| H | 1/17 | Omaha X | | W | 46 | 13 |
| H | 1/18 | Nebraska Wesleyan | | W | 39 | 26 |
| A | 1/23 | St. Joseph's | | W | 25 | 11 |
| A | 1/24 | Sacred Heart | | W | 31 | 9 |
| A | 1/25 | Minnesota | | L | 11 | 20 |
| H | 1/31 | Drake | | W | 32 | 7 |
| H | 2/1 | Drake | | W | 24 | 15 |
| A | 2/7 | Nebraska Wesleyan | | W | 27 | 20 |
| H | 2/15 | Kansas State | | W | 27 | 16 |
| A | 2/19 | Drake | | W | 21 | 4 |
| A | 2/20 | Drake | | W | 25 | 11 |
| A | 2/21 | Iowa State | | W | 29 | 12 |
| A | 2/22 | Iowa State | | W | 16 | 10 |
| H | 2/28 | Iowa State | | W | 28 | 8 |
| H | 3/1 | Iowa State | | W | 24 | 12 |
| H | 3/10 | Kansas | | W | 40 | 25 |
| A | 3/11 | Kansas | | W | 18 | 16 |
| N | 3/12 | Kansas* | | L | 24 | 30 |

*Manhattan, Kan.
Season Notes: Huskers won North Division title with 10-0 record, recognized as league champion...dropped playoff game to South Division champ Kansas, 30-24, at

Manhattan, Kan...Ross Haskell and Sam Carrier were first-team All-Missouri Valley Conference selections; Carrier also earned All-America honors.

1913-14

Overall Record: 15-3 Conference: 7-0 in Missouri Valley (1st)
Home: 7-2 (4-0) Away: 8-1 (3-0)
Coach: E.O. "Jumbo" Stiehm

| | | | | | | |
|---|------|-------------------|-------|---|----|----|
| H | 1/10 | Omaha X | | W | 44 | 22 |
| H | 1/17 | Cotner | | W | 56 | 11 |
| H | 1/23 | Nebraska Wesleyan | | W | 29 | 20 |
| H | 1/24 | Nebraska Wesleyan | | L | 18 | 24 |
| A | 2/5 | St. Joseph's | | W | 48 | 11 |
| A | 2/6 | Minnesota | | W | 21 | 16 |
| A | 2/7 | Minnesota | | W | 14 | 9 |
| A | 2/9 | Fort Dodge Co. G. | | W | 38 | 22 |
| H | 2/13 | Drake | | W | 32 | 20 |
| H | 2/14 | Drake | | W | 31 | 10 |
| A | 2/17 | Omaha Alumni | | W | 40 | 19 |
| A | 2/18 | Simpson | | L | 21 | 22 |
| A | 2/19 | Drake | | W | 36 | 17 |
| A | 2/20 | Iowa State | | W | 15 | 9 |
| A | 2/21 | Iowa State | | W | 16 | 3 |
| H | 2/27 | Iowa State | | W | 24 | 16 |
| H | 2/28 | Iowa State | | W | 41 | 13 |
| H | 3/5 | Wesleyan Auto | | L | 19 | 31 |

Season Notes: Nebraska captured Missouri Valley Conference North Division crown with 7-0 record...squad was known as "Point a Minute" team, because it was reported to be so fast it took a movie camera to catch it.

1914-15

Overall Record: 10-8
Conference: 8-4 in Missouri Valley (2nd)
Home: 3-2 (3-1) Away: 7-6 (5-3)
Coach: E.O. "Jumbo" Stiehm

| | | | | | | |
|---|------|-------------------|-------|---|----|----|
| A | 1/6 | Ft. Dodge (Co. G) | | L | 18 | 23 |
| A | 1/7 | Hamline | | W | 20 | 9 |
| A | 1/8 | Minnesota | | L | 18 | 22 |
| A | 1/9 | Minnesota | | L | 9 | 23 |
| H | 1/15 | Iowa State | | W | 32 | 15 |
| H | 1/16 | Iowa State | | W | 25 | 12 |
| A | 1/20 | Kansas State | | W | 26 | 19 |
| A | 1/21 | Kansas State | | W | 26 | 20 |
| A | 1/22 | Kansas | | L | 18 | 43 |
| A | 1/23 | Kansas | | L | 23 | 30 |
| A | 2/5 | Nebraska Wesleyan | | W | 13 | 9 |
| A | 2/10 | Drake | | W | 14 | 5 |
| A | 2/11 | Drake | | W | 23 | 14 |
| A | 2/12 | Iowa State | | W | 24 | 12 |
| A | 2/13 | Iowa State | | L | 11 | 25 |
| H | 2/19 | Drake | | L | 19 | 20 |
| H | 2/20 | Drake | | W | 27 | 11 |
| H | 3/3 | Nebraska Wesleyan | | L | 15 | 39 |

Season Notes: Huskers finished second in Missouri Valley Conference race, three games back of first-place Kansas...final season for Coach E.O. Stiehm.

1915-16

Overall Record: 13-1
Conference: 12-0 in Missouri Valley (1st)
Home: 8-0 (8-0) Away: 5-1 (4-0)
Coach: Sam Waugh

| | | | | | | |
|---|------|-------------------|-------|---|----|----|
| H | 1/14 | Kansas | | W | 34 | 33 |
| H | 1/15 | Kansas | | W | 40 | 27 |
| H | 1/21 | Drake | | W | 41 | 12 |
| H | 1/22 | Drake | | W | 44 | 16 |
| A | 1/30 | Burgess-Nash | | W | 24 | 20 |
| H | 2/4 | Iowa State | | W | 35 | 21 |
| H | 2/5 | Iowa State | | W | 31 | 14 |
| H | 2/11 | Kansas State | | W | 21 | 20 |
| H | 2/12 | Kansas State | | W | 26 | 25 |
| A | 2/18 | Nebraska Wesleyan | | L | 19 | 23 |
| A | 2/23 | Drake | | W | 34 | 24 |
| A | 2/24 | Drake | | W | 40 | 15 |
| A | 2/25 | Iowa State | | W | 23 | 14 |
| A | 2/26 | Iowa State | | W | 29 | 17 |

Season Notes: Huskers won Missouri Valley Conference title with 12-0 record; finished 13-1 in only season under direction of Coach Sam Waugh...lone loss was 23-19 decision to cross-town rival Nebraska Wesleyan.

1916-17

Overall Record: 12-10
Conference: 4-8 in Missouri Valley (5th)
Coach: Dr. E.J. Stewart
(Some sites and dates unavailable)

| | | | | | | |
|---|------|--------------------|-------|---|----|----|
| | | Simpson | | W | 20 | 13 |
| | | Cotner | | W | 42 | 10 |
| | | Grinnell | | L | 9 | 22 |
| | | St. Joseph's | | W | 21 | 11 |
| | | St. Thomas (Minn.) | | W | 23 | 8 |
| | | Hamline | | W | 15 | 8 |
| | | Brandeis (Omaha) | | W | 29 | 11 |
| | | York College | | W | 23 | 14 |
| | | Nebraska Wesleyan | | W | 27 | 14 |
| H | 2/9 | Missouri | | L | 16 | 18 |
| H | 2/10 | Missouri | | L | 7 | 18 |
| A | | Kansas State | | L | 13 | 45 |
| A | | Kansas State | | L | 10 | 34 |
| A | 2/16 | Kansas | | W | 21 | 19 |
| A | 2/17 | Kansas | | L | 10 | 30 |
| A | 2/22 | Iowa State | | L | 7 | 19 |
| A | 2/23 | Iowa State | | L | 17 | 24 |
| | | Drake | | W | 23 | 13 |
| | | Drake | | W | 26 | 18 |
| | | Nebraska Wesleyan | | L | 15 | 18 |
| H | 3/9 | Iowa State | | L | 22 | 24 |
| H | 3/10 | Iowa State | | W | 24 | 21 |

Season Note: First season on sideline for Coach E.J. Stewart.

1917-18

Overall Record: 7-7
Conference: 4-5 in Missouri Valley (5th)
Home: 3-3 (1-1) Away: 4-4 (3-4)
Coach: Dr. E.J. Stewart

| | | | | | | |
|---|------|-------------------|-------|---|----|----|
| H | | Camp Funston | | L | 14 | 43 |
| H | | Fort Dodge | | W | 19 | 16 |
| H | | Fort Dodge | | L | 14 | 21 |
| A | | Washington (Mo.) | | L | 17 | 44 |
| A | 2/8 | Missouri | | L | 9 | 22 |
| A | 2/9 | Missouri | | L | 8 | 16 |
| H | 2/15 | Kansas | | W | 24 | 23 |
| H | 2/16 | Kansas | | L | 25 | 31 |
| A | | Nebraska Wesleyan | | W | 18 | 10 |
| H | | Nebraska Wesleyan | | W | 24 | 14 |
| A | | Drake | | W | 32 | 10 |
| A | | Drake | | W | 21 | 14 |
| A | | Kansas State | | W | 31 | 23 |
| A | | Kansas State | | L | 16 | 26 |


Season Note: Eighth straight .500 or better record.

1918-19

Overall Record: 10-6
Conference: 10-6 in Missouri Valley (3rd)
Home: 6-3 (6-3) Away: 4-3 (4-3)
Coach: Dr. E.J. Stewart

| | | | | | | |
|---|------|------------------|-------|---|----|----|
| A | 1/22 | Drake | | W | 34 | 13 |
| A | 1/23 | Grinnell | | W | 24 | 14 |
| A | 1/24 | Grinnell | | L | 15 | 16 |
| A | 1/25 | Drake | | W | 24 | 14 |
| H | 1/30 | Drake | | L | 15 | 22 |
| H | 2/1 | Drake | | W | 19 | 9 |
| H | 2/7 | Washington (Mo.) | | W | 35 | 25 |
| H | 2/8 | Washington (Mo.) | | W | 28 | 13 |
| H | 2/14 | Missouri | | W | 28 | 26 |
| H | 2/15 | Missouri | | W | 21 | 14 |
| A | 3/5 | Kansas | | L | 17 | 31 |
| A | 3/6 | Kansas | | W | 29 | 24 |
| H | 3/8 | Kansas State | | L | 32 | 34 |
| A | 3/9 | Kansas State | | L | 21 | 30 |
| H | 3/12 | Grinnell | | W | 27 | 15 |
| H | 3/13 | Grinnell | | L | 21 | 22 |

Season Notes: NU finished third in Missouri Valley Conference race...Carl Jackson was first-team all-conference pick, first for Huskers in six seasons...final season for Coach E.J. Stewart.



The 1911-12 team captured the school's first Missouri Valley Conference title.

N 2022-23 NEBRASKA BASKETBALL ALL-TIME RESULTS



1897-1926: GRANT HALL



1927-1976: NEBRASKA COLISEUM



1976-2013: BOB DEVANEY SPORTS CENTER



2013-PRESENT: PINNACLE BANK ARENA

1919-20

Overall Record: 22-2
Conference: No conference affiliation
Home: 11-1 Away: 11-1
Coach: Paul Schlisser

| | | | | | |
|---|-------|--------------------------|---|----|----|
| H | 12/17 | Morningside..... | W | 37 | 14 |
| H | 12/18 | Morningside..... | W | 39 | 9 |
| H | 1/9 | Omaha Athletic Club..... | W | 51 | 10 |
| H | 1/10 | Omaha Athletic Club..... | W | 26 | 23 |
| A | 1/13 | Hastings..... | W | 47 | 9 |
| A | 1/14 | Colorado College..... | W | 32 | 19 |
| A | 1/15 | Colorado College..... | L | 23 | 25 |
| A | 1/16 | Colorado..... | W | 27 | 16 |
| A | 1/17 | Colorado..... | W | 24 | 17 |
| H | 1/23 | South Dakota..... | W | 41 | 12 |
| H | 1/24 | South Dakota..... | W | 33 | 12 |
| H | 2/5 | Indiana..... | L | 20 | 24 |
| H | 2/6 | Indiana..... | W | 38 | 18 |
| H | 2/13 | Michigan State..... | W | 43 | 26 |
| H | 2/14 | Michigan State..... | W | 39 | 20 |
| A | 2/20 | Notre Dame..... | W | 25 | 18 |
| H | 2/21 | Notre Dame..... | W | 31 | 15 |
| A | 2/24 | Morningside..... | W | 44 | 12 |
| A | 2/25 | Morningside..... | W | 50 | 13 |
| A | 2/26 | Knox (OT)..... | W | 31 | 24 |
| A | 2/27 | Valparaiso..... | W | 30 | 17 |
| A | 2/28 | Valparaiso..... | W | 35 | 20 |
| H | 3/5 | Colorado College..... | W | 23 | 9 |
| H | 3/6 | Colorado College..... | W | 33 | 12 |

Season Notes: Playing without a conference affiliation for first time since 1906-07 season, Nebraska finished with first 20-win season ever (22 victories)...fewest losses for NU since 1915-16 season...22 wins would stand as school record until 1990-91 campaign...first season on Husker sideline for Coach Paul Schlisser.

1920-21

Overall Record: 15-3
Conference: 9-1 in Missouri Valley (2nd)
Home: 10-1 (6-0) Away: 5-2 (3-1)
Coach: Paul Schlisser

| | | | | | |
|---|------|------------------------|---|----|----|
| A | 1/1 | Illinois..... | W | 30 | 25 |
| A | 1/3 | Illinois..... | L | 24 | 26 |
| A | 1/4 | Illinois Wesleyan..... | W | 32 | 1 |
| H | 1/14 | Grinnell..... | W | 31 | 10 |
| H | 1/15 | Grinnell..... | W | 28 | 15 |
| H | 1/21 | South Dakota..... | W | 39 | 13 |
| H | 1/31 | Oklahoma..... | W | 34 | 20 |
| H | 2/1 | Oklahoma..... | W | 28 | 15 |
| A | 2/9 | Iowa State..... | L | 30 | 38 |
| A | 2/10 | Iowa State..... | W | 32 | 23 |
| A | 2/11 | Grinnell..... | W | 31 | 16 |
| A | 2/12 | Grinnell..... | W | 29 | 22 |
| H | 2/18 | Notre Dame..... | W | 25 | 18 |
| H | 2/19 | Notre Dame..... | W | 39 | 21 |
| H | 2/25 | Colgate..... | L | 15 | 21 |
| H | 2/26 | Colgate..... | W | 24 | 15 |
| H | 3/4 | Iowa State..... | W | 33 | 16 |
| H | 3/5 | Iowa State..... | W | 37 | 11 |

Season Notes: Nebraska finished second in the conference race with 9-1 mark...final season for Coach Paul Schlisser.

1921-22

Overall Record: 8-9
Conference: 8-8 in Missouri Valley (t-4th)
Home: 4-4 (4-4) Away: 4-5 (4-4)
Coach: Owen A. Frank

| | | | | | |
|---|------|-----------------------|---|----|----|
| A | 1/4 | Wisconsin..... | L | 14 | 27 |
| H | 1/7 | Washington (Mo.)..... | W | 31 | 23 |
| A | 1/9 | Iowa State..... | W | 21 | 14 |
| H | 1/13 | Missouri..... | L | 31 | 46 |
| H | 1/14 | Grinnell..... | W | 27 | 17 |
| H | 1/19 | Kansas..... | L | 15 | 25 |
| A | 1/27 | Oklahoma..... | L | 21 | 29 |
| H | 2/4 | Iowa State..... | L | 7 | 26 |
| A | 2/7 | Grinnell..... | W | 28 | 25 |
| A | 2/14 | Kansas State..... | W | 25 | 24 |
| A | 2/18 | Drake..... | L | 32 | 34 |
| H | 2/22 | Oklahoma..... | W | 39 | 34 |
| A | 2/24 | Missouri..... | L | 16 | 55 |
| A | 2/25 | Washington (Mo.)..... | W | 33 | 32 |
| H | 2/28 | Drake..... | L | 15 | 29 |
| H | 3/3 | Kansas State..... | W | 21 | 13 |

A 3/6 Kansas..... L 18 41
Season Note: In first season under Coach Owen A. Frank, Nebraska finished 8-9 overall, 8-8 in MVC.

1922-23

Overall Record: 6-12
Conference: 5-11 in Missouri Valley (6th)
Home: 2-7 (1-7) Away: 4-5 (4-4)
Coach: Owen A. Frank

| | | | | | |
|---|------|------------------------|---|----|----|
| A | 1/5 | Kansas..... | L | 20 | 30 |
| A | 1/6 | Kansas State..... | W | 21 | 15 |
| H | | Drake..... | L | 18 | 30 |
| H | | Oklahoma..... | W | 25 | 19 |
| H | 1/22 | Missouri..... | L | 18 | 33 |
| A | 1/25 | Drake..... | L | 25 | 36 |
| A | 1/26 | Iowa State..... | W | 21 | 15 |
| A | 1/27 | Grinnell..... | W | 20 | 13 |
| H | | Grinnell..... | L | 17 | 32 |
| H | 2/3 | Iowa State..... | L | 17 | 21 |
| A | | Oklahoma..... | L | 25 | 31 |
| H | 2/12 | Kansas..... | L | 15 | 36 |
| H | | Kansas State..... | L | 14 | 17 |
| H | | Washington (Mo.)..... | L | 32 | 34 |
| A | 2/24 | Missouri..... | L | 22 | 39 |
| A | | Washington (Mo.)..... | W | 24 | 22 |
| H | | Nebraska Wesleyan..... | W | 24 | 22 |
| A | | Creighton..... | L | 24 | 46 |

Season Note: Final season for Coach Owen A. Frank.

1923-24

Overall Record: 11-7
Conference: 10-6 in Missouri Valley (3rd)
Home: 8-2 (7-2) Away: 3-5 (3-4)
Coach: W.E. Kline

| | | | | | |
|---|------|-----------------------|---|----|----|
| A | | Kansas City A.C..... | L | 18 | 27 |
| H | 1/5 | Missouri..... | W | 24 | 18 |
| H | | Oklahoma..... | W | 35 | 21 |
| H | | Kansas State..... | W | 27 | 14 |
| A | 1/17 | Kansas State..... | L | 23 | 26 |
| A | 1/18 | Kansas..... | L | 18 | 19 |
| A | | Oklahoma..... | L | 20 | 32 |
| H | 1/26 | Kansas..... | L | 10 | 13 |
| H | | Creighton..... | W | 25 | 21 |
| A | | Drake..... | L | 15 | 19 |
| A | | Grinnell..... | W | 32 | 19 |
| A | 2/8 | Missouri..... | W | 31 | 11 |
| A | 2/9 | Washington (Mo.)..... | W | 32 | 18 |
| H | | Grinnell..... | W | 32 | 18 |
| H | | Washington (Mo.)..... | W | 38 | 17 |
| A | 2/27 | Iowa State..... | W | 18 | 16 |
| H | 3/3 | Iowa State..... | W | 27 | 14 |
| H | | Drake..... | L | 12 | 25 |

Season Note: Nebraska finished 11-7 in Coach W.E. Kline's rookie season.

1924-25

Overall Record: 12-5
Conference: 11-5 in Missouri Valley (2nd)
Home: 6-2 (6-2) Away: 6-3 (5-3)
Coach: W.E. Kline

| | | | | | |
|---|------|-----------------------|---|----|----|
| A | 1/9 | Kansas State..... | W | 23 | 11 |
| A | 1/10 | Oklahoma..... | W | 23 | 18 |
| H | 1/17 | Drake..... | W | 20 | 8 |
| H | 1/31 | Kansas..... | L | 20 | 25 |
| H | 2/7 | Oklahoma..... | W | 31 | 17 |
| H | 2/9 | Grinnell..... | W | 35 | 27 |
| H | 2/13 | Kansas State..... | W | 32 | 20 |
| A | 2/17 | Kansas..... | L | 20 | 28 |
| A | 2/20 | Washington (Mo.)..... | W | 24 | 20 |
| A | 2/21 | Missouri..... | W | 25 | 20 |
| H | 2/24 | Iowa State..... | W | 37 | 17 |
| H | 2/27 | Missouri..... | W | 24 | 21 |
| A | 2/28 | Creighton..... | W | 15 | 11 |
| A | 3/2 | Drake..... | L | 10 | 18 |
| A | 3/3 | Grinnell..... | L | 21 | 36 |
| A | 3/4 | Iowa State..... | W | 28 | 13 |
| H | 3/5 | Washington (Mo.)..... | L | 16 | 36 |

Season Notes: In second and final season under Coach W.E. Kline, Huskers finished second to Kansas in Missouri Valley Conference race...Orr Goodson and Mutt Volz were first-team all-conference picks, first time a Husker player had been so honored since 1918-19 season; first time two NU players landed spot on first unit since 1912-13.

1925-26

Overall Record: 8-10
Conference: 7-7 in Missouri Valley (5th)
Home: 4-5 (4-3) Away: 4-5 (3-4)
Coach: Ernest Bearg

| | | | | | |
|---|-------|------------------|---|----|----|
| H | 12/18 | South Dakota | L | 19 | 20 |
| A | 1/2 | Kansas City A.C. | L | 20 | 36 |
| A | 1/9 | Creighton | W | 20 | 15 |
| H | 1/16 | Grinnell | W | 24 | 14 |
| H | 1/23 | Iowa State | W | 18 | 13 |
| A | 1/30 | Grinnell | W | 39 | 18 |
| A | 2/1 | Iowa State | W | 27 | 12 |
| A | 2/2 | Drake | W | 23 | 21 |
| H | 2/6 | Kansas | L | 14 | 25 |
| A | 2/9 | Kansas State | L | 26 | 41 |
| H | 2/15 | Creighton | L | 11 | 15 |
| H | 2/16 | Kansas State | L | 21 | 28 |
| H | 2/19 | Missouri | L | 24 | 26 |
| H | 2/20 | Washington (Mo.) | W | 26 | 20 |
| A | 2/27 | Kansas | L | 17 | 30 |
| H | 3/1 | Drake | W | 22 | 21 |
| A | 3/5 | Missouri | L | 22 | 24 |
| A | 3/6 | Washington (Mo.) | L | 14 | 22 |

Season Notes: In only season under Coach Ernest Bearg, Huskers finished 8-10...after playing in Grant Hall since 1897, NU dropped first-ever game in NU Coliseum to Kansas, 25-14.

1926-27

Overall Record: 12-6
Conference: 7-5 in Missouri Valley (4th)
Home: 7-2 (4-2) Away: 5-4 (3-3)
Coach: Charles T. Black

| | | | | | |
|---|------|------------------|---|----|----|
| A | | Hillyard's | L | 20 | 36 |
| A | | Kansas State | L | 23 | 34 |
| A | | Washington (Mo.) | W | 37 | 20 |
| A | 1/15 | Missouri | W | 35 | 23 |
| A | 1/19 | Kansas | W | 27 | 24 |
| H | | Drake | L | 34 | 35 |
| H | 1/29 | Iowa State | W | 35 | 19 |
| A | | Oklahoma | W | 37 | 29 |
| A | | Oklahoma State | L | 24 | 27 |
| H | | Grinnell | W | 30 | 22 |
| H | | Kansas State | W | 26 | 24 |
| H | 2/14 | Missouri | W | 27 | 22 |
| H | | Oklahoma | W | 36 | 26 |
| H | | Washington (Mo.) | W | 41 | 24 |
| H | 2/26 | Kansas | L | 25 | 34 |
| H | | Oklahoma State | W | 35 | 25 |
| A | 3/3 | Iowa State | L | 24 | 26 |
| A | 3/4 | Drake | W | 46 | 32 |

Season Notes: In first season under Coach Charles T. Black, a former Kansas All-American, Huskers finished 12-6 and 7-5 in Missouri Valley, good for fourth place...Clark Smatha earned first-team All-Missouri Valley Conference honors.

1927-28

Overall Record: 7-11
Conference: 7-11 in Missouri Valley (t-7th)
Home: 5-4 (5-4) Away: 2-7 (2-7)
Coach: Charles T. Black

| | | | | | |
|---|-------|------------------|---|----|----|
| A | 12/16 | Washington (Mo.) | L | 27 | 28 |
| A | 12/17 | Missouri | L | 15 | 36 |
| H | 1/7 | Missouri | W | 36 | 26 |
| H | 1/9 | Washington (Mo.) | L | 19 | 30 |
| A | 1/14 | Drake | L | 28 | 32 |
| H | 1/21 | Kansas State | L | 24 | 29 |
| H | 1/28 | Iowa State | W | 37 | 26 |
| H | 2/4 | Oklahoma State | L | 21 | 32 |
| A | 2/9 | Iowa State | W | 32 | 26 |
| A | 2/10 | Grinnell | W | 35 | 22 |
| H | 2/14 | Drake | W | 34 | 27 |
| A | 2/17 | Kansas | L | 27 | 33 |
| A | 2/18 | Kansas State | L | 22 | 28 |
| H | 2/24 | Kansas | W | 32 | 28 |
| H | 2/25 | Oklahoma | L | 36 | 38 |
| H | 2/28 | Grinnell | W | 35 | 16 |
| A | 3/3 | Oklahoma | L | 28 | 43 |
| A | 3/5 | Oklahoma State | L | 43 | 47 |

Season Notes: Entire schedule was played against conference opponents...NU was 7-9 with two games

left, but lost bid for .500 with losses at Oklahoma and Oklahoma State to end season.

1928-29

Overall Record: 11-5
Conference: 5-5 in Big Six (3rd)
Home: 6-2 (3-2) Away: 5-3 (2-3)
Coach: Charles T. Black

| | | | | | |
|---|-------|--------------------|---|----|----|
| H | 12/20 | South Dakota State | W | 36 | 25 |
| A | 1/4 | Colorado College | W | 32 | 24 |
| A | 1/5 | Colorado College | W | 48 | 26 |
| H | 1/12 | Missouri | L | 25 | 30 |
| H | 1/15 | South Dakota | W | 46 | 28 |
| H | 1/19 | Kansas | W | 30 | 29 |
| A | 1/24 | Kansas State | L | 21 | 30 |
| A | 1/26 | Oklahoma | L | 20 | 29 |
| H | 2/2 | Iowa State | W | 45 | 39 |
| A | 2/7 | Kansas | W | 37 | 31 |
| H | 2/11 | Oklahoma | L | 34 | 39 |
| H | 2/16 | Drake | W | 37 | 24 |
| A | 2/22 | Iowa State | L | 33 | 37 |
| A | 2/23 | Drake | W | 33 | 26 |
| A | 2/25 | Missouri | W | 39 | 33 |
| H | 3/2 | Kansas State | W | 62 | 45 |

Season Notes: After being affiliated with the Missouri Valley Conference since 1907-08, Nebraska, Missouri, Kansas, Kansas State, Iowa State and Oklahoma formed the Big Six...second winning season in three years for Coach Charles T. Black.

1929-30

Overall Record: 9-9
Conference: 6-4 in Big Six (3rd)
Home: 6-3 (3-2) Away: 3-6 (3-2)
Coach: Charles T. Black

| | | | | | |
|---|-------|--------------------|---|----|----|
| A | 12/28 | Saint Louis | L | 27 | 37 |
| A | 12/30 | Butler | L | 26 | 38 |
| A | 1/2 | West Virginia | L | 19 | 45 |
| A | 1/4 | Pittsburgh | L | 27 | 34 |
| A | 1/10 | Kansas State | W | 41 | 39 |
| H | 1/11 | Montana State | L | 30 | 61 |
| H | 1/14 | South Dakota State | W | 29 | 27 |
| A | 1/18 | Missouri | L | 21 | 27 |
| H | 1/20 | Oklahoma | W | 35 | 20 |
| A | 1/22 | Iowa State | W | 32 | 22 |
| H | 1/25 | Iowa | W | 41 | 26 |
| H | 2/1 | Kansas State | L | 42 | 46 |
| A | 2/8 | Oklahoma | W | 47 | 37 |
| A | 2/10 | Kansas | L | 20 | 27 |
| H | 2/12 | Saint Louis | W | 45 | 43 |
| H | 2/15 | Missouri | W | 34 | 31 |
| H | 2/22 | Iowa State | W | 52 | 50 |
| H | 3/1 | Kansas | L | 35 | 36 |

Season Notes: Nebraska led Big Six in scoring at 34.9 points per game...Don Maclay was first-team All-Big Six center...NU finished two games back of league champion Missouri.

1930-31

Overall Record: 9-9
Conference: 6-4 in Big Six (2nd)
Home: 5-4 (3-2) Away: 4-5 (3-2)
Coach: Charles T. Black

| | | | | | |
|---|-------|---------------|---|----|----|
| A | 12/13 | South Dakota | W | 18 | 17 |
| H | 12/19 | Pittsburgh | L | 22 | 23 |
| A | 12/27 | Washington | L | 38 | 41 |
| A | 12/29 | Washington | L | 24 | 27 |
| A | 12/30 | Washington | L | 32 | 38 |
| H | 1/5 | Brigham Young | L | 44 | 55 |
| H | 1/10 | Missouri | W | 42 | 32 |
| A | 1/17 | Oklahoma | W | 36 | 30 |
| A | 1/19 | Kansas (OT) | W | 31 | 30 |
| H | 1/24 | Drake | W | 30 | 25 |
| H | 1/31 | Iowa State | W | 31 | 19 |
| H | 2/2 | Butler | W | 32 | 14 |
| A | 2/7 | Missouri | L | 20 | 33 |
| A | 2/9 | Kansas State | W | 37 | 31 |
| H | 2/14 | Kansas | L | 29 | 34 |
| A | 2/16 | Iowa State | L | 28 | 42 |
| H | 2/24 | Kansas State | L | 30 | 32 |
| H | 2/28 | Oklahoma | W | 41 | 30 |

Season Notes: Nebraska's second-place finish in Big Six race was its best since 1924-25 campaign...Huskers

finished one game back of first-place Kansas...center Don Maclay earned All-America honors...Steve Hokuf earned first-team All-Big Six honors as a guard.

1931-32

Overall Record: 3-17
Conference: 2-8 in Big Six (6th)
Home: 1-9 (1-4) Away: 2-8 (1-4)
Coach: Charles T. Black

| | | | | | |
|---|-------|--------------------|---|----|----|
| H | 12/12 | South Dakota | L | 36 | 41 |
| H | 12/17 | Brigham Young | L | 27 | 31 |
| A | 12/19 | Iowa | L | 29 | 34 |
| A | 12/28 | Wisconsin-Superior | L | 34 | 36 |
| A | 12/29 | Minnesota | L | 24 | 32 |
| H | 1/4 | Carleton | L | 30 | 40 |
| A | 1/8 | Iowa State | W | 28 | 24 |
| A | 1/9 | Drake | W | 33 | 19 |
| H | 1/12 | Kansas | L | 31 | 34 |
| A | 1/16 | Missouri | L | 18 | 30 |
| A | 1/18 | Kansas State | L | 20 | 32 |
| H | 1/23 | Oklahoma | L | 34 | 37 |
| H | 2/1 | Iowa State | L | 32 | 33 |
| H | 2/6 | Kansas State | W | 32 | 26 |
| H | 2/10 | Saint Louis | L | 28 | 31 |
| A | 2/13 | Oklahoma | L | 32 | 46 |
| A | 2/15 | Kansas | L | 19 | 51 |
| H | 2/26 | Missouri | L | 28 | 32 |
| A | 3/4 | Creighton | L | 18 | 47 |
| H | 3/7 | Creighton | L | 26 | 28 |

Season Notes: Three wins were fewest for Huskers since 1900-01 season...last year of NU-Creighton series until 1977-78 campaign...final season for Coach Charles T. Black.

1932-33

Overall Record: 3-13
Conference: 2-8 in Big Six (t-5th)
Home: 2-7 (1-4) Away: 1-6 (1-4)
Coach: William H. Browne

| | | | | | |
|---|-------|--------------|---|----|----|
| H | 12/16 | Arkansas | L | 24 | 41 |
| A | 12/22 | Carleton | L | 19 | 23 |
| A | 12/23 | Minnesota | L | 25 | 27 |
| H | 1/2 | Minnesota | L | 22 | 32 |
| H | 1/3 | Stanford | L | 17 | 21 |
| A | 1/6 | Kansas | L | 29 | 32 |
| A | 1/7 | Missouri | L | 33 | 37 |
| H | 1/14 | Kansas State | W | 31 | 25 |
| H | 1/30 | Iowa State | L | 25 | 30 |
| H | 2/4 | Kansas | L | 20 | 34 |
| A | 2/11 | Oklahoma | L | 35 | 39 |
| A | 2/13 | Kansas State | L | 30 | 36 |
| H | 2/18 | South Dakota | W | 34 | 25 |
| H | 2/25 | Missouri | L | 31 | 39 |
| A | 2/28 | Iowa State | W | 43 | 16 |
| H | 3/4 | Oklahoma | L | 27 | 38 |

Season Notes: Huskers finished with three wins for second consecutive season...debut for Coach William H. Browne...Steve Hokuf was first-team All-Big Six pick and earned All-America honors.

1933-34

Overall Record: 7-11
Conference: 5-5 in Big Six (4th)
Home: 5-2 (4-1) Away: 2-9 (1-4)
Coach: William H. Browne

| | | | | | |
|---|-------|--------------------|---|----|----|
| A | 12/20 | Marquette | L | 22 | 25 |
| A | 12/21 | Northwestern | L | 22 | 35 |
| A | 12/22 | DePaul | L | 13 | 33 |
| A | 12/29 | North Dakota | L | 22 | 50 |
| A | 12/30 | North Dakota State | W | 32 | 29 |
| A | 1/1 | Minnesota | L | 16 | 32 |
| A | 1/5 | Iowa State (OT) | W | 37 | 31 |
| H | 1/9 | Kansas | W | 24 | 21 |
| A | 1/13 | Missouri | L | 26 | 36 |
| A | 1/15 | Kansas State | L | 24 | 25 |
| H | 1/20 | Wyoming | L | 24 | 33 |
| H | 1/27 | Oklahoma | L | 36 | 44 |
| H | 2/3 | Kansas State | W | 38 | 31 |
| H | 2/9 | Missouri | W | 34 | 27 |
| A | 2/17 | Oklahoma | L | 23 | 53 |
| A | 2/19 | Kansas | L | 24 | 25 |
| H | 2/24 | Iowa State | W | 26 | 21 |

H 3/3 Saint Louis..... W 29 25
Season Note: Nebraska lost four straight to open the season, then went 7-7 over last 14 games.

1934-35

Overall Record: 6-12
Conference: 3-7 in Big Six (5th)
Home: 6-4 (3-2) Away: 0-8 (0-5)
Coach: William H. Browne

| | | | | | |
|---|-------|--------------|---|----|----|
| A | 12/15 | Wyoming | L | 23 | 26 |
| H | 12/20 | Iowa | L | 24 | 31 |
| H | 12/22 | North Dakota | W | 34 | 21 |
| H | 12/29 | Minnesota | W | 26 | 24 |
| H | 1/2 | Stanford | L | 31 | 34 |
| A | 1/4 | Millikin | L | 35 | 36 |
| A | 1/5 | Saint Louis | L | 28 | 30 |
| H | 1/12 | Iowa State | W | 32 | 31 |
| A | 1/19 | Missouri | L | 31 | 32 |
| A | 1/21 | Kansas State | L | 41 | 47 |
| H | 1/26 | Denver | W | 34 | 22 |
| H | 2/4 | Missouri | L | 21 | 23 |
| A | 2/9 | Oklahoma | L | 32 | 38 |
| A | 2/11 | Kansas | L | 21 | 32 |
| H | 2/15 | Kansas | L | 24 | 32 |
| H | 2/18 | Oklahoma | W | 32 | 24 |
| A | 2/23 | Iowa State | L | 14 | 22 |
| H | 3/2 | Kansas State | W | 28 | 21 |

Season Note: NU won Big Six opener, then dropped six straight in conference play and finished with fourth consecutive losing record.

1935-36

Overall Record: 13-8
Conference: 7-3 in Big Six (2nd)
Home: 7-1 (4-1) Away: 6-7 (3-2)
Coach: William H. Browne


| | | | | | |
|---|-------|-----------------|---|----|----|
| H | 12/17 | Brigham Young | W | 53 | 34 |
| A | 12/20 | Minnesota | W | 41 | 24 |
| A | 12/27 | Wyoming | W | 46 | 42 |
| A | 12/28 | Brigham Young | L | 39 | 46 |
| A | 12/30 | Utah | W | 48 | 47 |
| A | 1/3 | Santa Clara | L | 48 | 61 |
| A | 1/4 | Stanford | L | 39 | 42 |
| A | 1/7 | Denver | L | 35 | 45 |
| H | 1/10 | Missouri | W | 31 | 26 |
| H | 1/13 | Wyoming | W | 31 | 22 |
| A | 1/18 | Oklahoma | W | 40 | 33 |
| A | 1/20 | Kansas | L | 23 | 45 |
| A | 1/25 | Iowa State (OT) | L | 40 | 41 |
| H | 2/1 | Kansas State | W | 43 | 30 |
| H | 2/3 | South Dakota | W | 48 | 27 |
| A | 2/8 | Missouri | W | 43 | 33 |
| A | 2/10 | Kansas State | W | 40 | 32 |
| H | 2/15 | Iowa State | W | 49 | 20 |
| H | 2/24 | Oklahoma | W | 55 | 28 |
| H | 2/29 | Kansas | L | 36 | 43 |

Olympic Playoff
KC 3/12 Oklahoma State..... L 19 36
Season Notes: George Wahlquist was first-team All-Big Six selection and earned All-America honors...NU finished second to Kansas in Big Six race, three games back of 10-0 Jayhawks...13 wins were most for Huskers since school-record 22 victories in 1919-20.

1936-37

Overall Record: 13-7
Conference: 8-2 in Big Six (t-1st)
Home: 7-1 (4-1) Away: 6-6 (4-1)
Coach: William H. Browne

| | | | | | |
|---|-------|-------------------|---|----|----|
| A | 12/11 | South Dakota | L | 31 | 33 |
| H | 12/19 | Montana | W | 53 | 39 |
| H | 12/21 | Minnesota | W | 29 | 24 |
| H | 12/22 | Ohio State | W | 32 | 23 |
| A | 12/26 | Loyola (Ill.) | L | 35 | 53 |
| A | 12/28 | Western Reserve | W | 41 | 35 |
| A | 12/29 | Casius | L | 34 | 39 |
| A | 12/30 | St. Thomas (Pa.) | W | 42 | 41 |
| A | 1/1 | Temple | L | 27 | 43 |
| A | 1/2 | George Washington | L | 22 | 41 |
| A | 1/9 | Missouri | W | 31 | 22 |
| H | 1/16 | Iowa State | W | 45 | 33 |
| H | 1/18 | Oklahoma | L | 31 | 34 |



Elmer Dohrmann is the all-time leading letterwinner at Nebraska, earning 11 letters, including three each in football, basketball and baseball and two in track. He played basketball at Nebraska from 1936 to 1938, helping the Huskers to a conference title in 1936-37.

| | | | | | | |
|---|------|--------------|-------|---|----|----|
| A | 1/30 | Kansas State | | W | 41 | 38 |
| A | 2/2 | Kansas | | L | 22 | 27 |
| A | 2/12 | Oklahoma | | W | 33 | 29 |
| H | 2/15 | Kansas State | | W | 40 | 37 |
| H | 2/19 | Missouri | | W | 50 | 21 |
| H | 2/27 | Kansas | | W | 37 | 32 |
| A | 3/3 | Iowa State | | W | 48 | 31 |

Season Notes: Nebraska closed season with five straight wins to earn a share of Big Six title for first time since 1915-16...Robert Parsons was first-team All-Big Six pick and earned All-America honors...NU had consecutive double-digit win total for first time in more than a decade.

1937-38

Overall Record: 9-11
 Conference: 4-6 in Big Six (t-3rd)
 Home: 7-3 (3-2) Away: 2-8 (1-4)
 Coach: William H. Browne

| | | | | | | |
|---|-------|---------------|-------|---|----|----|
| A | 12/11 | Ohio State | | L | 31 | 42 |
| H | 12/17 | South Dakota | | W | 44 | 28 |
| A | 12/20 | Minnesota | | L | 28 | 33 |
| A | 12/23 | Indiana | | L | 42 | 43 |
| A | 12/28 | Detroit | | L | 33 | 34 |
| A | 12/30 | Bradley | | L | 30 | 50 |
| A | 1/1 | Niagara | | W | 43 | 37 |
| H | 1/7 | California | | W | 38 | 32 |
| H | 1/10 | Colorado | | W | 29 | 18 |
| H | 1/14 | Missouri | | L | 18 | 27 |
| H | 1/22 | Kansas State | | W | 46 | 32 |
| A | 1/29 | Iowa State | | W | 35 | 32 |
| A | 2/2 | Kansas | | L | 33 | 48 |
| A | 2/5 | Oklahoma | | L | 48 | 50 |
| H | 2/9 | Oklahoma | | W | 52 | 42 |
| A | 2/12 | Missouri | | L | 30 | 38 |
| H | 2/14 | Iowa State | | W | 50 | 23 |
| H | 2/19 | Loyola (Ill.) | | W | 39 | 38 |
| A | 2/21 | Kansas State | | L | 29 | 41 |
| H | 2/26 | Kansas | | L | 47 | 50 |

Season Note: Robert Parsons was first-team All-Big Six pick for second straight season.

1938-39

Overall Record: 7-13
 Conference: 3-7 in Big Six (5th)
 Home: 5-5 (3-2) Away: 2-8 (0-5)
 Coach: William H. Browne

| | | | | | | |
|---|-------|--------------|-------|---|----|----|
| H | 12/10 | South Dakota | | W | 44 | 30 |
| H | 12/17 | Bradley | | L | 24 | 39 |
| H | 12/21 | Minnesota | | L | 37 | 66 |
| H | 12/23 | Wyoming | | W | 38 | 30 |
| A | 12/26 | California | | W | 46 | 43 |
| A | 12/27 | California | | L | 30 | 58 |
| A | 12/29 | UCLA | | W | 35 | 30 |
| A | 12/30 | UCLA | | L | 40 | 42 |
| A | 1/3 | Stanford | | L | 47 | 56 |
| H | 1/14 | Kansas | | W | 48 | 37 |
| A | 1/17 | Kansas State | | L | 38 | 43 |
| A | 1/21 | Missouri | | L | 41 | 54 |
| A | 1/28 | Oklahoma | | L | 39 | 56 |
| H | 1/30 | Iowa State | | W | 51 | 44 |
| H | 2/8 | Kansas State | | W | 42 | 34 |
| A | 2/14 | Kansas | | L | 46 | 49 |
| H | 2/18 | Missouri | | L | 36 | 46 |
| H | 2/24 | DePaul | | L | 33 | 37 |
| A | 2/27 | Iowa State | | L | 28 | 41 |
| H | 3/4 | Oklahoma | | L | 45 | 53 |

Season Notes: NU ended season with five straight losses; recorded second consecutive losing season...Oklahoma, a team that swept the Huskers, represented the Big Six in first NCAA Tournament.

1939-40

Overall Record: 6-12
 Conference: 2-8 in Big Six (t-4th)
 Home: 5-6 (2-3) Away: 1-6 (0-5)
 Coach: William H. Browne

| | | | | | | |
|---|-------|--------------|-------|---|----|----|
| H | 12/9 | South Dakota | | W | 39 | 15 |
| H | 12/15 | Indiana | | L | 39 | 49 |
| H | 12/20 | Stanford | | W | 48 | 47 |
| A | 12/23 | Minnesota | | L | 37 | 61 |
| H | 12/27 | Utah | | L | 40 | 63 |
| A | 12/30 | Wisconsin | | W | 53 | 43 |
| H | 1/2 | Detroit | | L | 46 | 47 |
| H | 1/6 | California | | W | 46 | 32 |
| H | 1/8 | Iowa State | | W | 44 | 28 |
| A | 1/13 | Missouri | | L | 33 | 46 |
| A | 1/19 | Kansas State | | L | 25 | 32 |
| A | 1/23 | Kansas | | L | 24 | 40 |

| | | | | | | |
|---|------|--------------|-------|---|----|----|
| H | 1/27 | Oklahoma | | L | 41 | 56 |
| H | 2/3 | Missouri | | L | 40 | 41 |
| A | 2/9 | Oklahoma | | L | 28 | 45 |
| H | 2/13 | Kansas State | | W | 61 | 28 |
| A | 2/17 | Iowa State | | L | 33 | 40 |
| H | 2/24 | Kansas | | L | 41 | 48 |

Season Notes: Nebraska dropped eight of last nine games to spoil Coach W.H. Browne's final season... Huskers dropped 10-point decision to eventual national champion Indiana at Lincoln in second game of season.

1940-41

Overall Record: 8-10
 Conference: 6-4 in Big Six (3rd)
 Home: 5-4 (3-2) Away: 3-6 (3-2)
 Coach: A.J. Lewandowski

| | | | | | | |
|---|-------|--------------|-------|---|----|----|
| A | 12/6 | South Dakota | | L | 39 | 40 |
| H | 12/14 | Marquette | | W | 35 | 20 |
| H | 12/18 | Kentucky | | W | 40 | 39 |
| H | 12/21 | Minnesota | | L | 36 | 43 |
| A | 12/26 | California | | L | 24 | 30 |
| A | 12/27 | Stanford | | L | 46 | 57 |
| A | 12/30 | Oregon State | | L | 38 | 61 |
| H | 1/4 | Wisconsin | | L | 31 | 46 |
| H | 1/7 | Kansas State | | W | 33 | 23 |
| H | 1/10 | Oklahoma | | L | 29 | 40 |
| A | 1/17 | Kansas State | | L | 32 | 35 |
| H | 1/20 | Missouri | | W | 40 | 29 |
| A | 1/25 | Iowa State | | W | 38 | 35 |
| H | 2/1 | Iowa State | | W | 41 | 36 |
| A | 2/10 | Kansas | | L | 38 | 44 |
| A | 2/15 | Missouri | | W | 38 | 36 |
| A | 2/22 | Oklahoma | | W | 43 | 42 |
| H | 3/1 | Kansas | | L | 53 | 55 |

Season Notes: Two-point loss to Kansas in season finale kept Nebraska from .500 record for first time since 1936-37 season...Sid Held and Don Fritz earned first-team All-Big Six honors...first season of five-year tenure for Coach A.J. Lewandowski...for second straight year, NU lost game to eventual national champion (Wisconsin) in non-league play.

1941-42

Overall Record: 6-13
 Conference: 4-6 in Big Six (4th)
 Home: 4-4 (3-2) Away: 2-9 (1-4)
 Coach: A.J. Lewandowski

| | | | | | | |
|---|-------|--------------|-------|---|----|----|
| H | 12/12 | South Dakota | | W | 48 | 28 |
| A | 12/15 | Indiana | | L | 29 | 56 |
| A | 12/16 | Kentucky | | L | 27 | 42 |
| H | 12/20 | UCLA | | L | 36 | 42 |
| H | 12/22 | Oregon | | L | 42 | 49 |
| A | 12/27 | Minnesota | | L | 32 | 56 |
| A | 12/29 | Detroit | | L | 29 | 33 |
| A | 12/30 | Iowa | | W | 41 | 34 |
| H | 1/6 | Kansas State | | W | 44 | 38 |
| H | 1/12 | Missouri | | W | 51 | 45 |
| A | 1/17 | Kansas | | L | 32 | 51 |
| H | 1/24 | Great Lakes | | L | 40 | 50 |
| A | 1/31 | Iowa State | | L | 33 | 39 |
| A | 2/2 | Kansas State | | L | 35 | 38 |
| H | 2/7 | Iowa State | | W | 39 | 31 |
| A | 2/14 | Kansas | | L | 30 | 58 |
| A | 2/16 | Oklahoma | | L | 29 | 37 |
| H | 2/21 | Oklahoma | | L | 41 | 46 |
| A | 2/28 | Missouri | | W | 41 | 40 |

Season Note: After 2-0 Big Six start, NU lost four straight and seven of last nine games to finish with sub-.500 record for fifth straight season.

1942-43

Overall Record: 6-10
 Conference: 5-5 in Big Six (t-3rd)
 Home: 4-4 (3-2) Away: 2-6 (2-3)
 Coach: A.J. Lewandowski

| | | | | | | |
|---|-------|---------------|-------|---|----|----|
| A | 12/7 | South Dakota | | L | 30 | 40 |
| A | 12/12 | Illinois | | L | 27 | 69 |
| H | 12/19 | Iowa | | W | 52 | 43 |
| H | 12/30 | Indiana | | L | 39 | 40 |
| A | 1/5 | Kansas State | | W | 41 | 32 |
| A | 1/16 | Missouri | | W | 39 | 36 |
| A | 1/18 | Iowa State | | L | 38 | 50 |
| H | 1/21 | Gardner Naval | | L | 37 | 52 |

| | | | | | | |
|----|------|-------------------|-------|---|----|----|
| H | 1/30 | Oklahoma | | L | 32 | 56 |
| KC | 2/6 | Gardner Naval | | L | 37 | 43 |
| H | 2/13 | Kansas | | L | 24 | 56 |
| H | 2/17 | Kansas State (OT) | | W | 50 | 47 |
| H | 2/20 | Missouri | | W | 56 | 50 |
| A | 2/23 | Kansas | | L | 33 | 52 |
| H | 2/27 | Iowa State | | W | 51 | 36 |
| A | 3/1 | Oklahoma | | L | 48 | 65 |

Season Notes: Huskers swept Missouri third straight season...also swept Kansas State for first time in seven seasons.

1943-44

Overall Record: 2-13 Conference: 1-9 in Big Six (t-5th)
 Home: 2-5 (1-4) Away: 0-8 (0-5)
 Coach: A.J. Lewandowski

| | | | | | | |
|---|-------|---------------|-------|---|----|----|
| A | 12/10 | Iowa | | L | 33 | 50 |
| A | 12/11 | DePaul | | L | 15 | 55 |
| A | 12/13 | Minnesota | | L | 21 | 40 |
| H | 12/18 | South Dakota | | W | 41 | 31 |
| A | 1/8 | Iowa State | | L | 24 | 56 |
| A | 1/15 | Kansas | | L | 27 | 51 |
| A | 1/17 | Oklahoma | | L | 35 | 45 |
| H | 1/22 | Minnesota | | L | 32 | 45 |
| H | 2/1 | Kansas State | | W | 54 | 47 |
| H | 2/5 | Missouri (OT) | | L | 32 | 36 |
| A | 2/12 | Missouri | | L | 29 | 44 |
| A | 2/14 | Iowa State | | L | 35 | 58 |
| H | 2/19 | Kansas | | L | 47 | 56 |
| H | 2/26 | Oklahoma | | L | 32 | 43 |
| A | 2/29 | Kansas State | | L | 37 | 40 |

Season Notes: Fewest wins in season for Huskers since 1897-98 campaign...Nebraska failed to win road game for first time in eight years.

1944-45

Overall Record: 2-17 Conference: 1-9 in Big Six (6th)
 Home: 2-7 (1-4) Away: 0-10 (0-5)
 Coach: A.J. Lewandowski


| | | | | | | |
|----|-------|--------------------|-------|---|----|----|
| H | 12/16 | Iowa | | L | 45 | 61 |
| H | 12/22 | Minnesota | | L | 54 | 55 |
| KC | 12/23 | Kansas State | | L | 46 | 49 |
| H | 12/27 | Pentahlon | | W | 54 | 40 |
| A | 12/29 | Illinois | | L | 39 | 71 |
| A | 12/30 | Indiana | | L | 42 | 65 |
| H | 1/3 | Oklahoma | | L | 37 | 44 |
| A | 1/8 | Iowa State | | L | 38 | 50 |
| A | 1/12 | Kansas | | L | 33 | 48 |
| A | 1/13 | Oklahoma* | | L | 45 | 48 |
| A | 1/15 | NATTC** | | L | 34 | 57 |
| A | 1/20 | Kansas State | | L | 48 | 70 |
| H | 1/30 | Navy Pre-Flight | | L | 42 | 62 |
| H | 2/3 | Missouri | | L | 41 | 47 |
| H | 2/10 | Kansas | | W | 59 | 45 |
| A | 2/17 | Missouri (2OT) | | L | 54 | 55 |
| A | 2/19 | Iowa State | | L | 45 | 47 |
| A | 2/20 | Navy Pre-Flight*** | | L | 41 | 55 |
| H | 2/24 | Kansas State | | L | 47 | 55 |

*at Oklahoma City, Okla.; **at Norman, Okla.; ***at Iowa City, Iowa
 Season Notes: Final season for Coach A.J. Lewandowski... Huskers lost 10 straight from Dec. 27 through Feb. 3, ended streak with 14-point homecourt win over Kansas, then lost final four games of season.

1945-46

Overall Record: 7-13
 Conference: 3-7 in Big Six (t-4th)
 Home: 5-4 (2-3) Away: 2-9 (1-4)
 Coach: L.F. Klein

| | | | | | | |
|----|-------|--------------|-------|---|----|----|
| A | 12/8 | Minnesota | | L | 30 | 55 |
| H | 12/11 | South Dakota | | W | 52 | 29 |
| KC | 12/14 | Missouri | | L | 54 | 63 |
| KC | 12/15 | Kansas State | | W | 62 | 47 |
| A | 12/17 | Iowa | | L | 35 | 61 |
| H | 12/20 | Illinois | | L | 51 | 62 |
| H | 12/28 | Oregon State | | W | 48 | 40 |
| A | 12/29 | Bradley | | L | 33 | 53 |
| A | 12/31 | Marquette | | L | 36 | 49 |
| H | 1/2 | Kansas State | | W | 44 | 37 |
| A | 1/7 | Oklahoma | | L | 48 | 70 |
| H | 1/11 | Kansas | | L | 45 | 56 |



Before starring with the New York Yankees, Bob Cerv lettered for the NU cagers from 1947 to 1950, one of seven athletes in NU history to earn eight or more monograms. Cerv was inducted into the Nebraska Athletics Hall of Fame in 2021.

| | | | | | |
|---|------|-------------------------|---|----|----|
| A | 1/14 | Iowa State..... | L | 39 | 57 |
| A | 1/18 | Missouri..... | W | 44 | 42 |
| H | 2/1 | South Dakota State..... | W | 52 | 50 |
| H | 2/8 | Iowa State..... | L | 45 | 57 |
| H | 2/11 | Oklahoma..... | L | 44 | 51 |
| A | 2/15 | Kansas..... | L | 30 | 72 |
| H | 2/25 | Missouri..... | W | 42 | 39 |
| A | 2/28 | Kansas State..... | L | 49 | 54 |

Season Note: L.F. Klein replaced A.J. Lewandowski as NU head coach and guided Huskers to 7-13 record in only season on bench.

1946-47

Overall Record: 10-14
Conference: 3-7 in Big Six (t-5th)
Home: 7-4 (3-2) Away: 3-10 (0-5)
Coach: Harry Good

| | | | | | |
|----------------------------|-------|--------------------------|---|----|----|
| H | 12/4 | South Dakota..... | W | 68 | 37 |
| H | 12/7 | Ottumwa Navy..... | W | 65 | 45 |
| H | 12/9 | Drake..... | W | 48 | 44 |
| Big Six Holiday Tournament | | | | | |
| KC | 12/12 | Arkansas..... | L | 46 | 57 |
| KC | 12/13 | Iowa State..... | W | 54 | 51 |
| KC | 12/14 | Oklahoma..... | L | 52 | 63 |
| H | 12/17 | St. Mary's (Calif.)..... | L | 54 | 58 |
| H | 12/23 | Minnesota..... | L | 58 | 66 |
| A | 12/28 | Illinois..... | L | 37 | 72 |
| A | 12/30 | Louisville..... | L | 53 | 68 |
| A | 12/31 | Western Kentucky..... | L | 56 | 74 |
| A | 1/4 | Kansas State..... | L | 54 | 63 |
| H | 1/6 | Oklahoma..... | W | 44 | 41 |
| H | 1/14 | Kansas..... | W | 48 | 46 |
| A | 1/18 | Missouri..... | L | 41 | 47 |
| A | 1/20 | Iowa State..... | L | 44 | 61 |
| A | 1/31 | Drake..... | W | 65 | 44 |
| A | 2/1 | Ottumwa Navy..... | W | 72 | 53 |
| H | 2/4 | South Dakota State..... | W | 53 | 34 |
| H | 2/10 | Iowa State..... | L | 54 | 56 |
| A | 2/15 | Kansas..... | L | 37 | 69 |
| A | 2/17 | Oklahoma..... | L | 49 | 63 |
| H | 2/22 | Missouri..... | L | 49 | 60 |
| H | 2/27 | Kansas State..... | W | 54 | 50 |

Season Notes: NU was 9-10 with five games to go, but

lost four of last five games to end 10-14...Harry Good became the NU head coach after several seasons at the University of Indiana...first year of league-sponsored Holiday Tournament at Kansas City, Mo., an event that lasted through 1978-79.

1947-48

Overall Record: 11-13
Conference: 5-7 in Big Seven (5th)
Home: 6-4 (3-3) Away: 5-9 (2-4)
Coach: Harry Good

| | | | | | |
|------------------------------|-------|-------------------------|---|----|----|
| H | 12/8 | Purdue..... | L | 56 | 60 |
| A | 12/13 | Minnesota..... | L | 59 | 63 |
| H | 12/16 | South Dakota..... | W | 65 | 38 |
| Big Seven Holiday Tournament | | | | | |
| KC | 12/18 | Missouri..... | W | 46 | 44 |
| KC | 12/19 | Oklahoma State..... | L | 46 | 47 |
| KC | 12/20 | Kansas (OT)..... | L | 60 | 64 |
| H | 12/23 | Colorado State..... | W | 67 | 47 |
| A | 12/27 | Stanford*..... | W | 51 | 47 |
| A | 12/29 | San Jose State..... | L | 38 | 39 |
| A | 12/30 | Nevada-Reno..... | L | 58 | 63 |
| A | 1/2 | Northern Colorado..... | W | 58 | 54 |
| A | 1/6 | Iowa State..... | L | 44 | 55 |
| H | 1/12 | Missouri..... | L | 54 | 66 |
| A | 1/17 | Colorado..... | W | 59 | 55 |
| H | 1/31 | Kansas State..... | L | 45 | 64 |
| H | 2/3 | South Dakota State..... | W | 66 | 56 |
| A | 2/7 | Kansas..... | W | 61 | 57 |
| A | 2/9 | Oklahoma..... | L | 57 | 79 |
| A | 2/14 | Missouri..... | L | 41 | 47 |
| H | 2/21 | Iowa State..... | W | 62 | 57 |
| H | 2/25 | Colorado..... | W | 58 | 53 |
| A | 2/27 | Kansas State..... | L | 49 | 56 |
| H | 3/1 | Oklahoma..... | L | 74 | 81 |
| H | 3/6 | Kansas..... | W | 70 | 64 |

*San Francisco, Calif.
Season Notes: Claude Retherford led team in scoring, tallied school single-season record 244 points...Huskers were 10-11 going into final three games of season and had shot at first winning season since 1935-36, but dropped two of those games for 11th straight losing season...Colorado joined Big Six and the league changed

its name to the Big Seven...NU led Big Seven in scoring at 55.9 points per game for all games.

1948-49

Overall Record: 16-10
Conference: 9-3 in Big Seven (t-1st)
Home: 9-2 (5-1) Away: 7-8 (4-2)
Coach: Harry Good

| | | | | | |
|------------------------------|-------|------------------------|---|----|----|
| H | 12/1 | NW Missouri State..... | W | 59 | 39 |
| H | 12/6 | Minnesota..... | L | 52 | 61 |
| H | 12/11 | Northern Iowa..... | W | 63 | 52 |
| A | 12/17 | Purdue..... | L | 47 | 64 |
| A | 12/18 | Cincinnati..... | L | 46 | 64 |
| A | 12/20 | Duquesne..... | L | 49 | 55 |
| A | 12/21 | Western Reserve..... | W | 83 | 80 |
| Big Seven Holiday Tournament | | | | | |
| KC | 12/28 | Kansas State..... | L | 34 | 48 |
| KC | 12/29 | Missouri..... | L | 50 | 52 |
| KC | 12/30 | Harvard..... | W | 56 | 54 |
| H | 1/8 | Kansas..... | W | 52 | 34 |
| H | 1/11 | Washington (Mo.)..... | W | 48 | 45 |
| H | 1/15 | Iowa State..... | W | 71 | 50 |
| H | 1/29 | South Dakota..... | W | 72 | 50 |
| H | 1/31 | Kansas State..... | W | 70 | 48 |
| H | 2/5 | Colorado..... | W | 45 | 43 |
| A | 2/12 | Kansas..... | W | 49 | 39 |
| A | 2/14 | Oklahoma..... | L | 45 | 47 |
| A | 2/19 | Iowa State..... | W | 44 | 41 |
| H | 2/21 | Missouri..... | W | 47 | 46 |
| A | 2/26 | Colorado..... | W | 56 | 45 |
| A | 3/1 | Kansas State..... | L | 28 | 53 |
| H | 3/5 | Oklahoma..... | L | 49 | 56 |
| A | 3/7 | Missouri..... | W | 52 | 48 |

Big Seven Playoff
KC 3/14 Oklahoma..... W 57 56
NCAA District Tournament
KC 3/16 Oklahoma State (2)..... L 35 52
Season Notes: Cornhuskers tied Oklahoma for first-place in league, beat Sooners in league playoff for spot in NCAA District Tournament...first NU title on hardwood since 1936-37 season...Claude Retherford led team in scoring for third straight year, finished with then-school single-season record 311 points...Retherford was first-team All-Big Seven pick, led conference in scoring for league games-only at 12.4 points per game and was conference MVP...Bus Whitehead also earned first-team all-conference honors...for second straight year, NU led league in scoring with 52.3 average.

1949-50

Overall Record: 16-7
Conference: 8-4 in Big Seven (t-1st)
Home: 12-1 (5-1) Away: 4-6 (3-3)
Coach: Harry Good

| | | | | | |
|------------------------------|-------|----------------------------|---|----|----|
| H | 12/3 | South Dakota State..... | W | 61 | 32 |
| H | 12/7 | NW Missouri State..... | W | 58 | 39 |
| A | 12/12 | Bradley (1)..... | L | 54 | 64 |
| H | 12/14 | Northern Iowa..... | W | 60 | 54 |
| H | 12/17 | Baylor..... | W | 69 | 55 |
| H | 12/19 | Northern Colorado..... | W | 63 | 43 |
| H | 12/23 | Idaho..... | W | 66 | 45 |
| Big Seven Holiday Tournament | | | | | |
| KC | 12/28 | Colorado..... | L | 57 | 67 |
| KC | 12/29 | Michigan..... | L | 65 | 67 |
| KC | 12/30 | Iowa State (OT)..... | W | 85 | 67 |
| H | 1/2 | South Dakota..... | W | 47 | 40 |
| H | 1/10 | Kansas..... | W | 57 | 56 |
| H | 1/14 | Iowa State..... | W | 64 | 46 |
| A | 1/16 | Colorado..... | L | 59 | 72 |
| H | 1/30 | Kansas State (OT, 12)..... | W | 65 | 63 |
| H | 2/6 | Missouri..... | W | 50 | 41 |
| A | 2/11 | Kansas..... | L | 36 | 49 |
| A | 2/13 | Oklahoma..... | W | 57 | 55 |
| H | 2/18 | Colorado..... | W | 59 | 49 |
| A | 2/20 | Missouri..... | W | 55 | 48 |
| A | 2/25 | Iowa State (OT)..... | W | 56 | 54 |
| H | 3/4 | 16/Oklahoma..... | L | 48 | 64 |
| A | 3/11 | Kansas State (14)..... | L | 60 | 63 |

Season Notes: Nebraska tied Kansas and Kansas State for Big Seven title; second straight year Huskers earned share of conference crown...NU went into final regular-season game with chance to win crown outright, but dropped three-point decision at Kansas State, forced to settle

for tie with Jayhawks and Wildcats...Huskers finished seventh in Big Seven Holiday tourney, but opened league play 4-1, then after 13-point loss at Kansas, rebounded to win four straight before losing back-to-back games to end season...Bus Whitehead was first-team All-Big Seven performer, led Cornhuskers in scoring and tallied then-single-season record 360 points...NU made first-ever appearance in AP poll at No. 16 the week of Feb. 28.

1950-51

Overall Record: 9-14 Conference:
4-8 in Big Seven (5th)
Home: 7-2 (4-2) Away: 2-12 (0-6)
Coach: Harry Good

| | | | | | |
|------------------------------|-------|------------------------|---|----|----|
| A | 12/2 | Minnesota..... | L | 41 | 55 |
| H | 12/4 | NW Missouri State..... | W | 61 | 39 |
| A | 12/8 | Washington..... | L | 49 | 54 |
| A | 12/9 | Washington..... | L | 53 | 71 |
| A | 12/11 | California*..... | L | 59 | 62 |
| A | 12/12 | Santa Clara..... | W | 53 | 38 |
| H | 12/19 | Northern Iowa..... | W | 63 | 55 |
| Big Seven Holiday Tournament | | | | | |
| KC | 12/28 | Missouri (9)..... | W | 54 | 52 |
| KC | 12/29 | Kansas State..... | L | 53 | 72 |
| KC | 12/30 | Kansas (10)..... | L | 47 | 63 |
| H | 1/3 | South Dakota..... | W | 74 | 49 |
| A | 1/6 | Kansas (20)..... | L | 41 | 66 |
| H | 1/8 | Iowa State..... | W | 51 | 49 |
| A | 1/15 | Colorado..... | L | 45 | 51 |
| A | 2/2 | Iowa State..... | L | 51 | 67 |
| H | 2/5 | Kansas State (4)..... | L | 50 | 79 |
| H | 2/10 | Kansas (20)..... | L | 52 | 61 |
| A | 2/12 | Oklahoma..... | L | 49 | 72 |
| H | 2/19 | Missouri..... | W | 54 | 52 |
| H | 2/24 | Colorado..... | W | 58 | 45 |
| A | 2/26 | Kansas State (5)..... | L | 48 | 74 |
| H | 3/3 | Oklahoma..... | W | 46 | 44 |
| A | 3/7 | Missouri..... | L | 57 | 68 |

*San Francisco, Calif.
Season Notes: After a 1-1 start in league play, NU lost five straight, before winning three of last five league games...Bob Pierce averaged team-high 16.7 points, broke NU single-season scoring mark with 384 points...Jim Buchanan was only other player in double digits.

1951-52

Overall Record: 7-17
Conference: 3-9 in Big Seven (7th)
Home: 7-4 (3-3) Away: 0-13 (0-6)
Coach: Harry Good

| | | | | | |
|------------------------------|-------|---------------------------|---|----|----|
| H | 12/1 | Northern Iowa..... | W | 60 | 44 |
| H | 12/8 | Minnesota..... | L | 55 | 63 |
| H | 12/11 | NW Missouri State..... | W | 59 | 43 |
| H | 12/15 | Fresno State..... | W | 72 | 48 |
| A | 12/19 | Southern Methodist..... | L | 55 | 61 |
| A | 12/20 | Texas Christian (OT)..... | L | 57 | 58 |
| A | 12/21 | Tampa..... | L | 76 | 81 |
| A | 12/22 | Miami..... | L | 60 | 70 |
| Big Seven Holiday Tournament | | | | | |
| KC | 12/27 | Kansas State (8)..... | L | 67 | 87 |
| KC | 12/28 | Colorado..... | L | 63 | 68 |
| KC | 12/29 | Iowa State..... | L | 66 | 75 |
| H | 1/5 | Colorado..... | W | 63 | 61 |
| A | 1/12 | Kansas State (7)..... | L | 36 | 71 |
| H | 1/14 | Kansas (1)..... | L | 66 | 69 |
| H | 1/26 | South Dakota..... | W | 82 | 59 |
| A | 1/28 | Iowa State..... | L | 72 | 78 |
| H | 2/2 | Missouri..... | L | 55 | 60 |
| H | 2/9 | Oklahoma..... | W | 67 | 66 |
| A | 2/11 | Colorado..... | L | 65 | 67 |
| A | 2/16 | Kansas (9)..... | L | 52 | 90 |
| A | 2/18 | Oklahoma..... | L | 59 | 65 |
| H | 2/25 | Iowa State..... | W | 75 | 53 |
| H | 3/1 | Kansas State (3)..... | L | 60 | 75 |
| A | 3/3 | Missouri..... | L | 53 | 68 |

Season Notes: Huskers posted second straight losing record and finished last in league for first time since 1944-45 campaign...guard Jim Buchanan earned All-America honors and was first-team All-Big Seven pick...Buchanan led Huskers in scoring with 16.7 average.

N 2022-23 NEBRASKA BASKETBALL

ALL-TIME RESULTS

1952-53

Overall Record: 9-11
 Conference: 4-8 in Big Seven (6th)
 Home: 5-4 (2-4) Away: 4-7 (2-4)
 Coach: Harry Good

| | | | | | |
|------------------------------|-------|------------------|---|----|-----|
| H | 12/6 | South Dakota | W | 65 | 53 |
| A | 12/13 | Minnesota | L | 62 | 71 |
| H | 12/17 | Springfield | W | 82 | 73 |
| A | 12/20 | Bradley | W | 73 | 65 |
| Big Seven Holiday Tournament | | | | | |
| KC | 12/27 | Kansas | L | 66 | 73 |
| KC | 12/29 | Iowa State | W | 83 | 79 |
| KC | 12/30 | Colorado | L | 53 | 67 |
| H | 1/3 | Harvard | W | 92 | 53 |
| A | 1/5 | Colorado | W | 80 | 65 |
| H | 1/12 | Kansas | L | 59 | 65 |
| H | 1/17 | Iowa State | L | 60 | 78 |
| H | 1/19 | Missouri | W | 73 | 62 |
| H | 2/7 | Kansas State (5) | W | 80 | 67 |
| H | 2/9 | Colorado | L | 78 | 86 |
| A | 2/14 | Kansas (14) | L | 58 | 77 |
| A | 2/16 | Oklahoma | W | 59 | 53 |
| A | 2/21 | Missouri | L | 59 | 66 |
| H | 2/28 | Oklahoma | L | 70 | 78 |
| A | 3/2 | Iowa State | L | 66 | 93 |
| A | 3/10 | Kansas State (8) | L | 80 | 108 |

Season Notes: Huskers were 8-5 at one point, but lost six of final seven games to post third straight losing season...Bill Johnson led team in both scoring (13.9) and rebounding (9.4).

1953-54

Overall Record: 8-13
 Conference: 5-7 in Big Seven (t-4th)
 Home: 6-3 (4-2) Away: 2-10 (1-5)
 Coach: Harry Good

| | | | | | |
|------------------------------|-------|-------------------|---|----|----|
| A | 12/5 | Minnesota | L | 64 | 75 |
| H | 12/12 | Iowa | W | 81 | 70 |
| H | 12/15 | South Dakota | W | 70 | 53 |
| A | 12/19 | Oregon State (11) | L | 55 | 83 |
| A | 12/21 | Oregon | L | 68 | 84 |
| A | 12/22 | Oregon | L | 72 | 74 |
| Big Seven Holiday Tournament | | | | | |
| KC | 12/26 | Kansas State | W | 78 | 74 |
| KC | 12/29 | Oklahoma | L | 70 | 86 |
| KC | 12/30 | Missouri | L | 57 | 72 |
| A | 1/4 | Iowa State | W | 74 | 60 |
| H | 1/9 | Oklahoma | W | 76 | 72 |
| H | 1/11 | Kansas State | W | 88 | 75 |
| H | 1/18 | Missouri | W | 80 | 72 |
| A | 2/6 | Kansas State | L | 70 | 91 |
| H | 2/8 | Colorado | L | 67 | 75 |
| A | 2/13 | Kansas (20) | L | 68 | 79 |
| A | 2/15 | Oklahoma | L | 68 | 76 |
| A | 2/20 | Colorado | L | 58 | 83 |
| H | 2/22 | Kansas (17) | L | 62 | 67 |
| H | 2/27 | Iowa State | W | 78 | 65 |
| A | 3/1 | Missouri | L | 67 | 82 |

Season Notes: Huskers got off to 3-6 start, opened Big Seven play with four straight wins, but lost six straight and seven of their final eight games to finish 8-13...Bill Johnson led team in both scoring (18.2) and rebounding (11.2) for second straight season...Johnson's scoring average stood as NU record for 13 seasons...Johnson grabbed NU single-game record 26 rebounds in Jan. 4 game at Iowa State.

1954-55

Overall Record: 9-12
 Conference: 6-6 in Big Seven (t-3rd)
 Home: 7-1 (5-1) Away: 2-11 (1-5)
 Coach: Jerry Bush

| | | | | | |
|------------------------------|-------|---------------|---|----|----|
| A | 12/6 | Iowa (4) | L | 61 | 84 |
| H | 12/11 | South Dakota | W | 87 | 51 |
| A | 12/18 | Bradley | W | 93 | 68 |
| A | 12/20 | Alabama (19) | L | 76 | 88 |
| A | 12/22 | Memphis State | L | 79 | 86 |
| Big Seven Holiday Tournament | | | | | |
| KC | 12/27 | Missouri (7) | L | 58 | 75 |
| KC | 12/29 | Colorado | L | 47 | 89 |
| KC | 12/30 | Kansas (16) | L | 66 | 69 |
| H | 1/4 | Iowa State | W | 76 | 63 |
| A | 1/8 | Missouri (9) | L | 59 | 67 |

| | | | | | |
|---|------|-------------------|---|----|----|
| H | 1/11 | Kansas State | W | 69 | 59 |
| H | 1/15 | Kansas | W | 66 | 62 |
| H | 1/21 | NW Missouri State | W | 74 | 54 |
| A | 2/5 | Kansas State | L | 62 | 79 |
| H | 2/7 | Colorado | W | 84 | 77 |
| H | 2/12 | Oklahoma | W | 75 | 67 |
| H | 2/14 | Missouri (14) | L | 73 | 76 |
| A | 2/19 | Kansas | W | 68 | 55 |
| A | 2/21 | Oklahoma | L | 76 | 78 |
| A | 2/26 | Iowa State | L | 75 | 82 |
| A | 3/5 | Colorado | L | 66 | 77 |

Season Notes: Under the direction of first-year mentor Jerry Bush, the Huskers finished 9-12...Bush, who replaced Harry Good as NU's coach, came to Lincoln after posting a 129-59 record in seven years at Toledo... Huskers were 9-9 after 18 games, but lost last three games to record school's fifth straight losing season... Willard Fagler led team in scoring with 13.6 average, while Rex Ekwall averaged team-high 11.5 rebounds per game.

1955-56

Overall Record: 7-16
 Conference: 3-9 in Big Seven (6th)
 Home: 5-5 (2-4) Away: 2-11 (1-5)
 Coach: Jerry Bush

| | | | | | |
|------------------------------|-------|-----------------|---|----|----|
| A | 12/3 | Iowa | L | 51 | 60 |
| H | 12/9 | Texas Tech (OT) | W | 69 | 63 |
| A | 12/10 | Michigan | L | 71 | 77 |
| A | 12/12 | Wichita State | L | 46 | 71 |
| H | 12/16 | UCLA | W | 71 | 65 |
| A | 12/19 | Wisconsin | L | 52 | 71 |
| H | 12/21 | Vanderbilt (8) | L | 48 | 66 |
| Big Seven Holiday Tournament | | | | | |
| KC | 12/28 | Missouri | L | 66 | 71 |
| KC | 12/29 | Cornell (N.Y.) | W | 70 | 69 |
| KC | 12/30 | Kansas State | L | 51 | 79 |
| A | 1/7 | Colorado | L | 63 | 78 |
| H | 1/16 | Missouri | W | 83 | 77 |
| H | 1/21 | Colorado | L | 50 | 77 |
| H | 2/4 | Emporia State | W | 72 | 59 |
| H | 2/6 | Kansas State | L | 52 | 66 |
| A | 2/11 | Kansas | L | 56 | 80 |
| A | 2/13 | Oklahoma (OT) | W | 68 | 61 |
| H | 2/18 | Iowa State (OT) | L | 69 | 71 |
| A | 2/20 | Kansas State | L | 50 | 73 |
| H | 2/25 | Kansas | L | 56 | 60 |
| H | 3/3 | Oklahoma (OT) | W | 64 | 63 |
| A | 3/5 | Missouri | L | 80 | 88 |
| A | 3/9 | Iowa State | L | 74 | 94 |

Season Notes: Biggest win of season was 71-65 homecourt decision over eventual Pac-8 Conference champion UCLA, the only time an NU team beat a John Wooden-coached Bruin squad...three of NU's seven wins were in overtime...Rex Ekwall led NU in both scoring (14.9) and rebounding (10.7).

1956-57

Overall Record: 11-12
 Conference: 5-7 in Big Seven (t-4th)
 Home: 7-2 (4-2) Away: 4-10 (1-5)
 Coach: Jerry Bush

| | | | | | |
|------------------------------|-------|-------------------|---|----|----|
| A | 11/30 | UCLA | L | 56 | 69 |
| A | 12/1 | UCLA | L | 60 | 78 |
| H | 12/3 | Iowa | W | 67 | 43 |
| H | 12/8 | Michigan | W | 73 | 60 |
| H | 12/10 | Wisconsin | W | 53 | 51 |
| H | 12/17 | Purdue | W | 65 | 62 |
| A | 12/20 | Texas Tech | W | 67 | 66 |
| A | 12/22 | Vanderbilt | L | 54 | 78 |
| Big Seven Holiday Tournament | | | | | |
| KC | 12/27 | Michigan State | L | 65 | 79 |
| KC | 12/28 | Missouri | W | 70 | 65 |
| KC | 12/29 | Iowa State (14) | L | 69 | 89 |
| H | 1/7 | Colorado | W | 74 | 52 |
| A | 1/12 | Colorado | L | 56 | 60 |
| A | 1/19 | Missouri | W | 84 | 65 |
| A | 2/4 | Kansas State | L | 53 | 89 |
| H | 2/9 | Kansas (2) | L | 54 | 69 |
| A | 2/11 | Missouri | W | 53 | 49 |
| A | 2/16 | Iowa State (9) | L | 47 | 59 |
| H | 2/18 | Kansas State (17) | L | 56 | 81 |
| A | 2/23 | Kansas (2) | L | 60 | 87 |

| | | | | | |
|---|------|-----------------|---|----|----|
| A | 2/25 | Oklahoma | L | 53 | 55 |
| H | 3/6 | Oklahoma | W | 64 | 55 |
| H | 3/9 | Iowa State (17) | W | 67 | 58 |

Season Notes: After 0-2 start, Huskers won five straight games, with four of those victories against Big Ten schools...NU was 8-6 after Jan. 19 win over Missouri, but dropped five of its next seven games for seventh straight losing season...Rex Ekwall led team in both scoring (13.3) and rebounding (9.3).

1957-58

Overall Record: 10-13
 Conference: 5-7 in Big Seven (t-4th)
 Home: 9-2 (5-1) Away: 1-11 (0-6)
 Coach: Jerry Bush

| | | | | | |
|------------------------------|-------|--------------------|---|----|-----|
| H | 12/2 | South Dakota State | W | 64 | 52 |
| H | 12/5 | Wyoming | W | 77 | 66 |
| A | 12/7 | Michigan | L | 57 | 81 |
| A | 12/9 | Notre Dame (15) | L | 56 | 69 |
| H | 12/14 | Purdue | L | 61 | 70 |
| H | 12/16 | Denver | W | 68 | 63 |
| H | 12/19 | Ohio | W | 61 | 53 |
| A | 12/21 | Marquette | L | 64 | 79 |
| Big Seven Holiday Tournament | | | | | |
| KC | 12/27 | Princeton | W | 74 | 64 |
| KC | 12/28 | Kansas State (3) | L | 57 | 88 |
| KC | 12/30 | Iowa State (20) | L | 51 | 61 |
| A | 1/6 | Missouri | L | 54 | 55 |
| A | 1/11 | Kansas State (4) | L | 59 | 74 |
| H | 1/13 | Oklahoma (14) | W | 57 | 54 |
| H | 1/18 | Iowa State | L | 52 | 57 |
| A | 2/1 | Iowa State | L | 63 | 78 |
| A | 2/8 | Kansas (2) | L | 46 | 102 |
| A | 2/10 | Oklahoma (20) | L | 39 | 66 |
| H | 2/12 | Missouri (OT) | W | 67 | 62 |
| H | 2/17 | Colorado | W | 50 | 41 |
| H | 2/22 | Kansas (4) | W | 43 | 41 |
| H | 3/3 | Kansas State (1) | W | 55 | 48 |
| A | 3/8 | Colorado | L | 52 | 54 |

Season Notes: After splitting its first eight games, NU lost eight of its next nine games before winning four of final five games...two of the school's most-memorable wins came late in season...Kansas handed NU its worst loss ever, 102-46, at Lawrence, but Huskers avenged loss by knocking off fourth-ranked Jayhawks in Lincoln, 43-41...NU guard Jimmy Kubacki hit a 15-foot jumper with two seconds left to give the Huskers the win over the Wilt Chamberlain-led Jayhawks...nine days later, the Huskers shocked No. 4 Kansas State and Omaha

native Bob Boozer...K-State went into March 3 game ranked fourth in AP poll, but was No. 1 when the new poll was released on March 4...Wilson Fitzpatrick and Gary Reimers both averaged a team-best 11.5 points per game, while Herschell Turner led team in rebounding with an 8.2 average.

1958-59

Overall Record: 12-13
 Conference: 5-9 in Big Eight (t-5th)
 Home: 9-3 (4-3) Away: 3-10 (1-6)
 Coach: Jerry Bush

| | | | | | |
|------------------------------|-------|---------------------|---|----|----|
| H | 12/1 | NW Missouri State | W | 85 | 44 |
| H | 12/6 | Montana State | W | 75 | 43 |
| H | 12/8 | Marquette (17) | W | 62 | 70 |
| A | 12/13 | Minnesota | L | 57 | 68 |
| H | 12/15 | Texas Tech | W | 54 | 46 |
| A | 12/18 | Bradley (11) | L | 48 | 85 |
| A | 12/20 | Michigan State (11) | L | 55 | 80 |
| Big Eight Holiday Tournament | | | | | |
| KC | 12/27 | Oklahoma State | W | 55 | 48 |
| KC | 12/29 | Colorado | L | 50 | 54 |
| KC | 12/30 | Oklahoma | W | 60 | 43 |
| A | 1/5 | Colorado | L | 50 | 57 |
| H | 1/10 | Oklahoma State | W | 47 | 44 |
| H | 1/12 | Missouri | W | 81 | 69 |
| H | 1/17 | Iowa State | W | 52 | 49 |
| H | 1/31 | Detroit | W | 91 | 77 |
| H | 2/2 | Kansas State (3) | L | 43 | 50 |
| A | 2/7 | Oklahoma State | L | 39 | 54 |
| A | 2/9 | Oklahoma | L | 48 | 54 |
| H | 2/14 | Kansas | L | 55 | 63 |
| A | 2/21 | Kansas | L | 50 | 66 |
| H | 2/23 | Colorado | W | 62 | 61 |
| A | 2/28 | Iowa State | L | 56 | 59 |
| A | 3/2 | Missouri | W | 81 | 79 |
| H | 3/5 | Oklahoma | L | 54 | 65 |
| A | 3/9 | Kansas State (2) | L | 54 | 76 |

Season Notes: NU finished with best record in nine-year tenure of Coach Jerry Bush...NU was 12-11 heading into final two games, and needed one win to secure first winning season since 1949-50, but it dropped both games to finish 12-13...Herschell Turner led team in scoring (17.1) and rebounding (9.8)...Turner was first-team All-Big Eight pick and third-team All-America... Turner's scoring average was best for NU player since Bill Johnson's 18.2 mark in 1953-54...Oklahoma State's addition to the league made the Big Seven the Big Eight.



Herschell Turner (left) earned third-team All-America honors under Coach Jerry Bush in 1959. Turner was also a two-time All-Big Eight performer for the Huskers.



1959-60

Overall Record: 7-17
 Conference: 4-10 in Big Eight (t-7th)
 Home: 6-5 (4-3) Away: 1-12 (0-7)
 Coach: Jerry Bush

| | | | | | |
|------------------------------|-------|----------------------|---|----|----|
| H | 12/5 | Air Force | W | 68 | 54 |
| H | 12/7 | Minnesota | W | 76 | 66 |
| H | 12/14 | Notre Dame | L | 62 | 70 |
| H | 12/17 | Michigan State (2OT) | L | 80 | 82 |
| A | 12/19 | Oregon State | L | 60 | 63 |
| N* | 12/21 | Oregon State | L | 65 | 67 |
| A | 12/23 | Montana State | L | 58 | 64 |
| Big Eight Holiday Tournament | | | | | |
| KC | 12/26 | Colorado | L | 55 | 64 |
| KC | 12/29 | Kansas State | L | 63 | 71 |
| KC | 12/30 | Missouri | W | 78 | 67 |
| A | 1/4 | Iowa State | L | 53 | 57 |
| H | 1/9 | Kansas | L | 47 | 60 |
| A | 1/11 | Missouri | L | 61 | 69 |
| A | 1/16 | Colorado (OT) | L | 57 | 62 |
| H | 1/30 | Colorado | L | 54 | 58 |
| H | 2/1 | Missouri | W | 64 | 59 |
| A | 2/6 | Oklahoma State | L | 47 | 52 |
| A | 2/8 | Oklahoma | L | 54 | 63 |
| H | 2/13 | Iowa State | W | 69 | 49 |
| H | 2/20 | Kansas State | W | 70 | 60 |
| H | 2/22 | Oklahoma | L | 49 | 50 |
| H | 2/27 | Oklahoma State | W | 54 | 47 |
| A | 3/5 | Kansas State | L | 74 | 83 |
| A | 3/7 | Kansas | L | 74 | 79 |

*Portland, Ore.
 Season Notes: After a 2-0 start, NU lost seven straight and 12 of its next 13 games and went on to finish 7-17... Herschell Turner was a first-team All-Big Eight performer after leading team in scoring (15.9) and rebounding (8.0) for second straight season...Turner became first 1,000-point scorer in school history with 1,056 points.

1960-61

Overall Record: 10-14
 Conference: 4-10 in Big Eight (6th)
 Home: 7-5 (3-4) Away: 3-9 (1-6)
 Coach: Jerry Bush

| | | | | | |
|------------------------------|-------|------------------|---|----|----|
| H | 12/1 | Northern Iowa | W | 78 | 68 |
| H | 12/3 | Wichita State | L | 63 | 65 |
| H | 12/7 | Utah State | W | 65 | 60 |
| H | 12/13 | Denver | W | 77 | 52 |
| A | 12/17 | Detroit (3) | L | 62 | 71 |
| A | 12/19 | Cincinnati | L | 60 | 75 |
| H | 12/21 | Arizona | W | 79 | 55 |
| Big Eight Holiday Tournament | | | | | |
| KC | 12/28 | Kansas | L | 53 | 78 |
| KC | 12/29 | Missouri | W | 90 | 72 |
| KC | 12/30 | Oklahoma State | W | 70 | 61 |
| H | 1/7 | Missouri | W | 62 | 48 |
| H | 1/9 | Colorado (OT) | W | 65 | 61 |
| A | 1/14 | Colorado* | L | 51 | 66 |
| H | 1/21 | Iowa State | L | 58 | 66 |
| A | 2/4 | Oklahoma State | L | 47 | 55 |
| A | 2/6 | Oklahoma | L | 58 | 69 |
| H | 2/11 | Kansas | L | 33 | 38 |
| A | 2/13 | Iowa State | L | 62 | 68 |
| H | 2/18 | Oklahoma State | L | 61 | 65 |
| H | 2/20 | Oklahoma | W | 83 | 61 |
| A | 2/25 | Kansas | W | 69 | 68 |
| H | 2/27 | Kansas State (8) | L | 67 | 77 |
| A | 3/4 | Kansas State (7) | L | 56 | 75 |
| A | 3/6 | Missouri | L | 76 | 97 |

*CU won game, but later forfeited
 Season Notes: After back-to-back wins over Oklahoma and Kansas in late February, Huskers stood 10-11 and needed two wins in final three games to secure first winning season since 1949-50, but NU lost all three games to finish 10-14...Tom Russell led NU in both scoring (12.5) and rebounding (9.7).

1961-62

Overall Record: 9-16
 Conference: 5-9 in Big Eight (t-5th)
 Home: 5-5 (2-5) Away: 4-11 (3-4)
 Coach: Jerry Bush

| | | | | | |
|---|------|--------------------|---|----|----|
| A | 12/4 | Wichita State | L | 49 | 79 |
| H | 12/7 | Southern Methodist | W | 63 | 60 |

| | | | | | |
|------------------------------|-------|------------------|---|----|----|
| A | 12/9 | Air Force | L | 49 | 58 |
| H | 12/11 | Notre Dame | W | 65 | 61 |
| H | 12/16 | Ohio | W | 81 | 64 |
| A | 12/20 | Wyoming | L | 70 | 71 |
| A | 12/22 | California | L | 49 | 50 |
| A | 12/23 | Stanford | L | 59 | 72 |
| Big Eight Holiday Tournament | | | | | |
| KC | 12/27 | Kansas State (5) | L | 48 | 60 |
| KC | 12/29 | Oklahoma State | W | 52 | 51 |
| KC | 12/30 | Kansas | L | 68 | 69 |
| A | 1/6 | Kansas | W | 69 | 67 |
| H | 1/10 | Oklahoma | W | 57 | 56 |
| H | 1/13 | Colorado | L | 56 | 58 |
| A | 1/20 | Iowa State | L | 72 | 84 |
| A | 2/3 | Kansas State (4) | L | 53 | 72 |
| H | 2/5 | Oklahoma State | W | 57 | 56 |
| A | 2/10 | Colorado | L | 63 | 74 |
| H | 2/12 | Iowa State | L | 66 | 79 |
| A | 2/17 | Missouri | W | 65 | 63 |
| H | 2/21 | Kansas | L | 70 | 73 |
| H | 2/24 | Missouri | L | 63 | 81 |
| A | 3/3 | Oklahoma State | L | 64 | 65 |
| A | 3/5 | Oklahoma (OT) | W | 71 | 69 |
| H | 3/7 | Kansas State (3) | L | 60 | 84 |

Season Notes: Six losses by three or fewer points gave Huskers 9-16 record rather than 15-10 mark...for second straight season, Tom Russell led NU in both scoring (16.5) and rebounding (8.0)...Russell also ranked seventh nationally in field goal percentage at .560...Russell scored then-school-record 38 points in Huskers' 73-70 homecourt loss to Kansas.

1962-63

Overall Record: 6-19
 Conference: 1-13 in Big Eight (8th)
 Home: 4-9 (1-6) Away: 2-10 (0-7)
 Coach: Jerry Bush

| | | | | | |
|------------------------------|-------|---------------------|---|----|----|
| A | 12/1 | Texas Tech | W | 68 | 66 |
| A | 12/3 | Houston | L | 61 | 68 |
| H | 12/8 | Air Force | W | 43 | 39 |
| H | 12/10 | Northern Iowa | W | 78 | 59 |
| H | 12/15 | Denver | L | 54 | 63 |
| H | 12/17 | Miami (Ohio) | W | 72 | 69 |
| H | 12/21 | Southern California | L | 49 | 58 |
| H | 12/22 | Southern California | L | 53 | 55 |
| Big Eight Holiday Tournament | | | | | |
| KC | 12/26 | Iowa State | L | 68 | 82 |
| KC | 12/28 | Colorado | L | 47 | 59 |
| KC | 12/29 | Oklahoma | W | 93 | 86 |
| H | 1/7 | Colorado | L | 47 | 75 |
| A | 1/12 | Kansas State | L | 53 | 66 |
| A | 1/19 | Kansas | L | 53 | 72 |
| H | 2/2 | Kansas State | L | 60 | 72 |
| A | 2/4 | Iowa State | L | 69 | 83 |
| H | 2/9 | Missouri | L | 61 | 69 |
| H | 2/11 | Iowa State | L | 54 | 75 |
| A | 2/16 | Oklahoma State | L | 41 | 51 |
| A | 2/18 | Oklahoma | L | 77 | 84 |
| H | 2/23 | Kansas | L | 39 | 45 |
| H | 2/25 | Oklahoma State | W | 49 | 48 |
| H | 3/2 | Oklahoma | L | 75 | 77 |
| A | 3/4 | Colorado | L | 51 | 80 |
| A | 3/6 | Missouri | L | 72 | 84 |

Season Notes: After a 4-2 start, NU lost 14 of next 15 games, including 10 straight to open Big Eight Conference play...Huskers avert winless conference record and snap 10-game losing streak with 49-48 win over Oklahoma State late in February...season was last for Coach Jerry Bush, who resigned following the season after nine years at the helm...the 19 losses were most ever in one year for a Husker team...Darryl Petsch led team in scoring with 14.8 average, while Charlie Jones was club's top rebounder (8.2).

1963-64

Overall Record: 7-18
 Conference: 5-9 in Big Eight (t-6th)
 Home: 6-5 (4-3) Away: 1-13 (1-6)
 Coach: Joe Cipriano

| | | | | | |
|---|------|--------------|---|----|----|
| H | 12/2 | Wyoming | W | 79 | 72 |
| A | 12/6 | Michigan (8) | L | 55 | 80 |
| A | 12/7 | Purdue | L | 75 | 81 |
| H | 12/9 | Texas Tech | L | 60 | 76 |



Tom Baack (left) and Stu Lantz (right) gave Nebraska two 1,000-point scorers at the same time. The duo helped the Huskers post a 51-24 record, including a 20-win season in 1965-66.

| | | | | | |
|------------------------------|-------|---------------------|---|----|-----|
| H | 12/14 | Houston | L | 58 | 64 |
| A | 12/20 | Southern California | L | 73 | 79 |
| A | 12/21 | Southern California | L | 64 | 79 |
| Big Eight Holiday Tournament | | | | | |
| KC | 12/26 | Kansas State | L | 78 | 100 |
| KC | 12/28 | Oklahoma | L | 66 | 75 |
| KC | 12/30 | Colorado | L | 58 | 80 |
| A | 1/6 | Iowa State | W | 55 | 52 |
| H | 1/11 | Missouri (OT) | W | 74 | 69 |
| A | 1/14 | Kansas | L | 48 | 74 |
| H | 1/18 | Oklahoma City | W | 74 | 65 |
| A | 2/1 | Missouri | L | 60 | 78 |
| H | 2/3 | Kansas State (OT) | L | 66 | 73 |
| H | 2/8 | Oklahoma (2OT) | W | 76 | 69 |
| H | 2/10 | Oklahoma State | W | 54 | 53 |
| H | 2/15 | Colorado | L | 52 | 60 |
| A | 2/17 | Kansas State | L | 48 | 50 |
| H | 2/22 | Iowa State | W | 57 | 55 |
| H | 2/24 | Kansas | L | 55 | 64 |
| A | 2/29 | Oklahoma State | L | 45 | 81 |
| A | 3/2 | Oklahoma | L | 76 | 82 |
| A | 3/9 | Colorado | L | 73 | 89 |

Season Notes: After guiding Idaho to a 22-5 record in 1962-63, Joe Cipriano was tabbed as the Huskers' 22nd basketball coach, replacing Jerry Bush, who resigned after the 1962-63 season...NU scored 79-72 win over Wyoming in Cipriano's debut, then lost nine straight before opening Big Eight play with a 55-52 win at Iowa State...Charlie Jones led NU in scoring (12.9) and rebounding (6.8).

1964-65

Overall Record: 10-15
 Conference: 5-9 in Big Eight (t-6th)
 Home: 8-4 (3-4) Away: 2-11 (2-5)
 Coach: Joe Cipriano

| | | | | | |
|------------------------------|-------|----------------|---|----|----|
| A | 12/3 | Wyoming | L | 68 | 94 |
| H | 12/5 | Purdue | W | 96 | 85 |
| H | 12/7 | South Dakota | W | 74 | 63 |
| H | 12/12 | Michigan (1) | W | 74 | 73 |
| A | 12/18 | Texas | L | 73 | 77 |
| A | 12/20 | Texas Tech | L | 78 | 82 |
| H | 12/21 | California | W | 87 | 80 |
| H | 12/22 | California | W | 63 | 59 |
| Big Eight Holiday Tournament | | | | | |
| KC | 12/28 | Colorado | L | 52 | 70 |
| KC | 12/29 | Oklahoma State | L | 61 | 74 |
| KC | 12/30 | Iowa State | L | 62 | 69 |
| H | 1/4 | Kansas | L | 56 | 66 |

| | | | | | |
|---|------|----------------|---|----|----|
| A | 1/9 | Oklahoma State | L | 54 | 93 |
| A | 1/11 | Oklahoma | L | 82 | 89 |
| H | 1/18 | Iowa State | W | 88 | 77 |
| H | 1/23 | Oklahoma State | L | 53 | 55 |
| A | 2/6 | Colorado | L | 52 | 62 |
| A | 2/9 | Kansas State | W | 62 | 57 |
| H | 2/13 | Colorado | W | 66 | 59 |
| A | 2/15 | Missouri | L | 74 | 92 |
| A | 2/20 | Iowa State | W | 69 | 65 |
| A | 2/23 | Kansas | L | 62 | 71 |
| H | 2/27 | Oklahoma | W | 67 | 63 |
| A | 3/2 | Missouri | L | 66 | 84 |
| H | 3/8 | Kansas State | L | 67 | 79 |

Season Notes: Fred Hare's buzzer-beater gave Huskers 74-73 homecourt upset win over top-ranked Michigan... Hare led NU in both scoring (15.2 ppg) and rebounding (7.4 rpg)...NU started 5-3, then dropped six straight and nine of its next 10 to assure 15th straight losing season.

1965-66

Overall Record: 20-5
 Conference: 12-2 in Big Eight (2nd)
 Home: 11-0 (7-0) Away: 9-5 (5-2)
 Coach: Joe Cipriano

| | | | | | |
|------------------------------|-------|----------------------|---|-----|-----|
| A | 12/1 | Wisconsin | W | 101 | 88 |
| H | 12/7 | Oregon State | W | 75 | 63 |
| A | 12/10 | California | L | 71 | 87 |
| A | 12/11 | California | W | 70 | 68 |
| H | 12/14 | Texas | W | 75 | 64 |
| H | 12/18 | South Dakota | W | 77 | 60 |
| H | 12/20 | Stanford | W | 71 | 67 |
| Big Eight Holiday Tournament | | | | | |
| KC | 12/27 | Missouri (OT) | W | 69 | 67 |
| KC | 12/29 | Oklahoma | W | 92 | 79 |
| KC | 12/30 | Kansas | L | 61 | 71 |
| A | 1/4 | Iowa State | W | 76 | 74 |
| H | 1/8 | Missouri | W | 82 | 60 |
| A | 1/15 | Kansas State | W | 82 | 75 |
| H | 1/18 | Kansas (6) | W | 83 | 75 |
| H | 1/22 | Oklahoma | W | 86 | 78 |
| A | 2/5 | Oklahoma State (OT) | W | 45 | 41 |
| A | 2/7 | Oklahoma | W | 85 | 81 |
| A | 2/8 | 9/Oklahoma City (OT) | L | 81 | 85 |
| H | 2/12 | 9/Iowa State | W | 81 | 70 |
| A | 2/19 | 9/Missouri | W | 71 | 53 |
| H | 2/21 | 9/Colorado | W | 70 | 63 |
| A | 2/26 | 8/Kansas (6) | L | 73 | 110 |

HISTORY

N 2022-23 NEBRASKA BASKETBALL ALL-TIME RESULTS



The 1966-67 Huskers went 16-9 and reached the NIT for the school's first-ever postseason berth.

| | | | | | |
|---|-----|---------------------|---|----|----|
| H | 3/1 | 9/Kansas State..... | W | 79 | 69 |
| A | 3/5 | Colorado..... | L | 88 | 95 |
| H | 3/7 | Oklahoma State..... | W | 85 | 64 |

Season Notes: The frustration of 15 straight losing seasons was wiped out in the Big Red's 20-5 campaign that ended one win short of a share of the school's first league title in some 15 years...NU headed into the final week of conference play tied with Kansas for the league's top spot, but a loss at Colorado ended the Huskers' title hopes...Huskers posted only second 20-win season in school history, first in 45 seasons...NU moved into the wire service polls, was rated as high as eighth and finished 11th in the final United Press International listing...Grant Simmons was first-team All-Big Eight pick and landed a spot on the USBWA District V all-star team...Stuart Lantz finished second in Big Eight sophomore-of-the-year voting to KU standout Jo Jo White...NU topped century mark for first time ever in 101-88 victory at Wisconsin to open season; later made first appearance in Big Eight Holiday Tournament championship game.

1966-67

Overall Record: 16-9
Conference: 10-4 in Big Eight (t-2nd)
Home: 10-1 (6-1) Away: 6-8 (4-3)
Coach: Joe Cipriano

| | | | | | |
|--------------------------------|-------|-----------------------|---|-----|-----|
| H | 12/2 | Oregon..... | W | 79 | 56 |
| A | 12/7 | Wyoming..... | L | 98 | 102 |
| H | 12/10 | Pacific..... | W | 90 | 78 |
| H | 12/12 | Washington State..... | W | 100 | 75 |
| H | 12/13 | Washington State..... | W | 80 | 78 |
| Vanderbilt Invitational* | | | | | |
| N | 12/16 | La Salle*..... | L | 76 | 99 |
| N | 12/17 | Portland*..... | W | 71 | 69 |
| Big Eight Holiday Tournament | | | | | |
| KC | 12/27 | Kansas State..... | L | 81 | 98 |
| KC | 12/29 | Oklahoma State..... | W | 73 | 64 |
| KC | 12/30 | Colorado..... | L | 66 | 73 |
| A | 1/7 | Oklahoma State..... | W | 67 | 57 |
| A | 1/9 | Oklahoma..... | L | 87 | 99 |
| H | 1/14 | Colorado..... | W | 84 | 80 |
| H | 1/26 | Oklahoma..... | W | 97 | 78 |
| H | 1/28 | Missouri..... | W | 99 | 82 |
| A | 2/4 | Kansas State..... | W | 67 | 59 |
| A | 2/7 | Kansas (7)..... | L | 58 | 84 |
| H | 2/11 | Iowa State..... | W | 94 | 82 |
| A | 2/18 | Iowa State..... | W | 76 | 65 |
| H | 2/25 | Kansas State..... | W | 79 | 71 |
| A | 2/28 | Missouri..... | W | 80 | 73 |
| H | 3/4 | Kansas (4)..... | L | 57 | 64 |
| H | 3/6 | Oklahoma State..... | W | 88 | 71 |
| A | 3/11 | Colorado..... | L | 57 | 64 |
| National Invitation Tournament | | | | | |
| N* | 3/13 | Marshall..... | L | 88 | 119 |

*Nashville, Tenn.; *New York City, N.Y.
Season Notes: The Big Eight preseason favorite, Nebraska finished second in the league race, three games back of first-place Kansas...Huskers landed first National Invitation Tournament bid ever, but dropped a 119-88 decision to Marshall in the first round at

Madison Square Garden...NU posted back-to-back winning seasons for first time since 1948-49 and 1949-50 campaigns...Stuart Lantz earned first-team All-Big Eight recognition and landed a spot on the USBWA District V all-star squad...Tom Baack and Nate Branch were second-team all-league picks...school-record 20-game homecourt win string snapped by Kansas in late February...after season, Coach Cipriano took Huskers on 13-game Latin America tour.

1967-68

Overall Record: 15-10
Conference: 8-6 in Big Eight (t-3rd)
Home: 9-1 (6-1) Away: 6-9 (2-5)
Coach: Joe Cipriano

| | | | | | |
|------------------------------|-------|--------------------------|---|-----|----|
| H | 12/4 | Cal State Fullerton..... | W | 111 | 74 |
| H | 12/5 | South Dakota..... | W | 94 | 61 |
| A | 12/8 | Washington State..... | L | 70 | 93 |
| A | 12/9 | Washington State..... | W | 91 | 76 |
| A | 12/11 | Hawaii..... | L | 74 | 82 |
| A | 12/13 | Hawaii..... | L | 72 | 86 |
| A | 12/20 | Michigan State..... | L | 70 | 74 |
| H | 12/23 | Wyoming..... | W | 82 | 74 |
| Big Eight Holiday Tournament | | | | | |
| KC | 12/28 | Oklahoma..... | W | 75 | 65 |
| KC | 12/29 | Oklahoma State..... | W | 48 | 46 |
| KC | 12/30 | Kansas State..... | W | 66 | 62 |
| A | 1/5 | Iowa State..... | L | 70 | 85 |
| A | 1/9 | Kansas State..... | L | 62 | 78 |
| H | 1/13 | Missouri..... | W | 75 | 66 |
| H | 1/27 | Oklahoma..... | W | 110 | 90 |
| H | 2/1 | Colorado..... | W | 87 | 73 |
| A | 2/3 | Oklahoma State..... | W | 63 | 62 |
| A | 2/5 | Oklahoma..... | W | 89 | 83 |
| H | 2/10 | Kansas State..... | W | 92 | 68 |
| A | 2/17 | Kansas..... | L | 60 | 71 |
| H | 2/19 | Oklahoma State..... | W | 82 | 73 |
| A | 2/24 | Colorado..... | L | 73 | 75 |
| H | 2/27 | Kansas..... | W | 76 | 69 |
| H | 3/1 | Iowa State (OT)..... | L | 92 | 93 |
| A | 3/7 | Missouri..... | L | 70 | 91 |

Season Notes: For the first time ever, NU had two 1,000-point career scorers on the floor at the same time, as Tom Baack and Stuart Lantz reached that plateau during the 1967-68 campaign...Baack finished three-year career with a then-school-record 1,293 points and would later become Husker assistant coach...Lantz logged 1,266 points over his three-year career and was a first-team All-Big Eight pick and a District V all-star as a senior...Lantz was a third-round draft pick of the National Basketball Association's San Diego Rockets and would go on to play eight seasons of pro hoops...Baack was a 10th-round pick of the Detroit Pistons...NU won its first Big Eight Holiday title, scoring wins over Oklahoma, Oklahoma State and Kansas State...Huskers' post third straight .500 or better record, a feat the school hadn't accomplished since a three-year string from 1929 through 1931.

1968-69

Overall Record: 12-14
Conference: 5-9 in Big Eight (t-6th)
Home: 8-3 (4-3) Away: 4-11 (1-6)
Coach: Joe Cipriano

| | | | | | |
|------------------------------|-------|--------------------------|---|----|----|
| H | 11/30 | Wisconsin..... | W | 68 | 55 |
| A | 12/6 | Oregon State..... | L | 67 | 79 |
| A | 12/7 | Oregon..... | W | 85 | 77 |
| H | 12/10 | Wichita State (3OT)..... | W | 94 | 92 |
| H | 12/14 | Augustana (S.D.)..... | W | 73 | 56 |
| H | 12/16 | Michigan State..... | W | 73 | 59 |
| Sun Devil Classic* | | | | | |
| A | 12/20 | Arizona State*..... | L | 76 | 83 |
| N | 12/21 | California* (15)..... | L | 73 | 86 |
| A | 12/23 | Arizona..... | L | 63 | 68 |
| Big Eight Holiday Tournament | | | | | |
| KC | 12/26 | Kansas (8)..... | L | 56 | 82 |
| KC | 12/28 | Oklahoma..... | W | 70 | 47 |
| KC | 12/30 | Missouri..... | W | 76 | 70 |
| H | 1/4 | Kansas (5)..... | L | 52 | 56 |
| A | 1/7 | Kansas State..... | L | 72 | 95 |
| A | 1/25 | Iowa State (OT)..... | L | 93 | 99 |
| H | 1/27 | Oklahoma State..... | L | 52 | 76 |
| H | 2/1 | Missouri..... | W | 87 | 71 |
| H | 2/3 | Oklahoma..... | W | 90 | 83 |
| A | 2/8 | Colorado (20)..... | L | 81 | 83 |
| A | 2/11 | Missouri..... | L | 60 | 79 |
| H | 2/15 | Iowa State (OT)..... | L | 74 | 75 |
| A | 2/22 | Kansas (16)..... | L | 73 | 79 |
| H | 2/24 | Colorado (18)..... | W | 79 | 65 |
| H | 3/1 | Kansas State..... | W | 88 | 71 |
| A | 3/6 | Oklahoma State..... | L | 63 | 72 |
| A | 3/8 | Oklahoma..... | W | 70 | 64 |

*Tempe, Ariz.
Season Notes: Leroy Chalk led Big Eight in field goal percentage with a .538 mark and grabbed a then-school-record 257 rebounds...another sophomore, Marvin Stewart, led NU in scoring with a 14.6 average...Huskers started Big Eight play 0-4, then went 5-5 in final 10 league games.

1969-70

Overall Record: 16-9
Conference: 7-7 in Big Eight (t-3rd)
Home: 10-1 (6-1) Away: 6-8 (1-6)
Coach: Joe Cipriano

| | | | | | |
|------------------------------|-------|-------------------------|---|----|-----|
| H | 12/1 | California-Irvine..... | W | 76 | 73 |
| A | 12/4 | Augustana (S.D.)..... | W | 75 | 56 |
| A | 12/6 | Wichita State (OT)..... | W | 81 | 79 |
| H | 12/9 | Duquesne (7)..... | W | 82 | 77 |
| A | 12/12 | Houston*..... | L | 82 | 112 |
| N | 12/13 | Texas A&M*..... | W | 78 | 69 |
| H | 12/15 | Northern Michigan..... | W | 92 | 68 |
| H | 12/20 | Arizona..... | W | 79 | 69 |
| Big Eight Holiday Tournament | | | | | |
| KC | 12/27 | Colorado..... | L | 60 | 72 |
| KC | 12/29 | Iowa State..... | W | 74 | 66 |
| KC | 12/30 | Kansas (16)..... | W | 78 | 73 |
| A | 1/6 | Iowa State..... | L | 70 | 72 |
| H | 1/13 | Kansas State..... | L | 64 | 71 |
| H | 1/17 | Colorado..... | W | 60 | 58 |
| A | 1/31 | Oklahoma..... | W | 70 | 60 |

| | | | | | |
|---|------|------------------------|---|----|-----|
| A | 2/2 | Oklahoma State..... | L | 58 | 81 |
| H | 2/7 | Kansas..... | W | 84 | 73 |
| A | 2/10 | Colorado..... | L | 59 | 76 |
| H | 2/14 | Missouri..... | W | 60 | 48 |
| A | 2/17 | Kansas..... | L | 87 | 100 |
| A | 2/21 | Kansas State (18)..... | L | 62 | 69 |
| H | 2/23 | Oklahoma..... | W | 79 | 66 |
| A | 2/28 | Missouri..... | L | 63 | 80 |
| H | 3/2 | Oklahoma State..... | W | 61 | 55 |
| H | 3/7 | Iowa State..... | W | 87 | 81 |

*Houston, Texas
Season Notes: Huskers won nine of first 11 games, and went 7-7 in Big Eight to finish 16-9 overall...Tom Scantlebury led team in scoring with a 14.5 average, but junior Marvin Stewart, the Huskers' top point producer in 1968-69, averaged 14.3 points through 14 games, then missed last 11 games because of academic problems...Leroy Chalk led team in rebounding for second straight season with a 9.4 average.

1970-71

Overall Record: 18-8
Conference: 8-6 in Big Eight (4th)
Home: 10-2 (5-2) Away: 8-6 (3-4)
Coach: Joe Cipriano

| | | | | | |
|------------------------------|-------|-------------------------|---|-----|----|
| A | 12/1 | Wyoming..... | W | 68 | 63 |
| H | 12/5 | Iowa..... | W | 73 | 71 |
| H | 12/7 | Northern Iowa..... | W | 95 | 71 |
| A | 12/11 | Texas Christian..... | W | 69 | 64 |
| A | 12/12 | Southern Methodist..... | L | 75 | 80 |
| H | 12/14 | Nevada-Reno..... | W | 116 | 71 |
| Husker Classic* | | | | | |
| H | 12/18 | Miami*..... | W | 85 | 58 |
| H | 12/19 | Colorado State*..... | W | 69 | 65 |
| A | 12/23 | Wichita State..... | W | 72 | 71 |
| Big Eight Holiday Tournament | | | | | |
| KC | 12/28 | Oklahoma State..... | W | 71 | 58 |
| KC | 12/29 | Colorado..... | W | 77 | 67 |
| KC | 12/30 | Kansas (12)..... | L | 52 | 72 |
| A | 1/9 | Kansas State..... | L | 69 | 70 |
| H | 1/16 | Iowa State..... | W | 84 | 62 |
| H | 1/30 | Oklahoma State..... | W | 80 | 59 |
| A | 2/1 | Oklahoma..... | L | 67 | 79 |
| H | 2/6 | Kansas (5)..... | L | 67 | 81 |
| A | 2/9 | Iowa State (OT)..... | W | 69 | 67 |
| H | 2/13 | Missouri..... | W | 81 | 72 |
| A | 2/16 | Colorado..... | W | 65 | 63 |
| A | 2/20 | Oklahoma State..... | W | 57 | 55 |
| H | 2/22 | Oklahoma..... | L | 56 | 65 |
| H | 2/27 | Missouri..... | L | 65 | 77 |
| H | 3/2 | Kansas State..... | W | 87 | 71 |
| H | 3/6 | Colorado..... | W | 85 | 71 |
| A | 3/13 | Kansas (5)..... | L | 54 | 59 |

Season Notes: Marvin Stewart became first NU player to average 20 points in a season, finishing with school-record 21.4 point-per-game average...Stewart led Big Eight in free-throw percentage at .824, became third NU player to top 1,000-point plateau for career, finished with 1,138 points...Stewart was first-team All-Big Eight pick and was named to all-tourney team at Big Eight Holiday Tournament...Chuck Jura hit then-school-record and Big Eight-best .592 from field...NU won own Husker Classic and later advanced to title game of Big Eight Holiday Tournament for third time ever (lost to KU in title game, 72-52)...Cipriano became first 100-game winner in school history with Huskers' 69-64 win at Texas Christian...Moe Iba joined Cip's staff as freshman coach...KU won Big Eight title with 14-0 record, first unbeaten champ since Kansas State in 1958-59.

1971-72

Overall Record: 14-12
Conference: 7-7 in Big Eight (4th)
Home: 11-3 (6-1) Away: 3-9 (1-6)
Coach: Joe Cipriano

| | | | | | |
|-----------------|-------|-------------------------|---|----|----|
| H | 12/1 | Wyoming..... | W | 81 | 63 |
| H | 12/3 | San Diego State..... | L | 61 | 63 |
| H | 12/4 | Wichita State..... | L | 61 | 74 |
| A | 12/6 | Duquesne..... | L | 53 | 75 |
| H | 12/11 | Southern Methodist..... | W | 84 | 76 |
| Husker Classic* | | | | | |
| H | 12/17 | Idaho*..... | W | 90 | 49 |
| H | 12/18 | La Salle*..... | W | 75 | 60 |

| | | | | | |
|------------------------------|-------|------------------------|---|----|----|
| A | 12/21 | Iowa..... | L | 77 | 86 |
| H | 12/23 | San Jose State..... | W | 80 | 63 |
| Big Eight Holiday Tournament | | | | | |
| KC | 12/27 | Missouri..... | L | 64 | 76 |
| KC | 12/29 | Oklahoma State..... | W | 64 | 56 |
| KC | 12/30 | Oklahoma..... | W | 84 | 68 |
| H | 1/8 | Oklahoma State..... | W | 73 | 59 |
| H | 1/10 | Oklahoma..... | W | 77 | 70 |
| H | 1/15 | Colorado..... | W | 67 | 55 |
| A | 1/26 | Oklahoma State..... | W | 64 | 63 |
| A | 1/29 | Kansas (OT)..... | L | 55 | 57 |
| H | 2/1 | Kansas State..... | W | 61 | 60 |
| A | 2/7 | Oklahoma..... | L | 70 | 72 |
| H | 2/12 | Iowa State..... | W | 76 | 71 |
| A | 2/15 | Missouri (15)..... | L | 65 | 80 |
| H | 2/19 | Kansas..... | W | 99 | 78 |
| A | 2/26 | Colorado..... | L | 57 | 67 |
| H | 3/4 | Missouri (19)..... | L | 54 | 61 |
| A | 3/6 | Iowa State..... | L | 67 | 76 |
| A | 3/11 | Kansas State (OT)..... | L | 76 | 81 |

Season Notes: Center Chuck Jura was first-team All-Big Eight pick and first-team academic All-Big Eight...Jura led NU in scoring (21.2) and rebounding (11.7)...rebound average was school record and topped Big Eight...Jura finished his career with totals of 1,255 points and 740 rebounds...NU won Husker Classic for second straight season.

1972-73

Overall Record: 9-17
Conference: 4-10 in Big Eight (1-6th)
Home: 4-5 (2-5) Away: 5-12 (2-5)
Coach: Joe Cipriano

| | | | | | |
|------------------------------|-------|----------------------------|---|----|----|
| H | 11/24 | North Texas..... | W | 64 | 46 |
| A | 12/1 | Wyoming..... | L | 59 | 65 |
| Mountaineer Classic* | | | | | |
| N | 12/8 | California*..... | L | 50 | 75 |
| N | 12/9 | Air Force*..... | W | 57 | 53 |
| H | 12/11 | Texas Christian..... | W | 72 | 58 |
| Kentucky Invitational** | | | | | |
| A | 12/15 | Kentucky**..... | L | 60 | 85 |
| N | 12/16 | Colorado State**..... | L | 51 | 57 |
| Big Eight Holiday Tournament | | | | | |
| KC | 12/27 | Iowa State..... | L | 64 | 75 |
| KC | 12/29 | Kansas..... | W | 74 | 72 |
| KC | 12/30 | Oklahoma State..... | L | 73 | 75 |
| N | 1/4 | Georgia State***..... | W | 63 | 54 |
| N | 1/6 | North Carolina**** (9) ... | L | 62 | 79 |
| H | 1/13 | Oklahoma State..... | L | 55 | 68 |
| H | 1/15 | Oklahoma..... | W | 74 | 67 |
| H | 1/27 | Missouri (7)..... | L | 65 | 78 |
| A | 1/30 | Iowa State..... | L | 60 | 81 |
| H | 2/3 | Kansas State (18)..... | L | 55 | 82 |
| H | 2/6 | Colorado..... | L | 59 | 67 |
| A | 2/10 | Kansas..... | W | 59 | 46 |
| A | 2/17 | Oklahoma..... | L | 59 | 67 |
| A | 2/19 | Oklahoma State..... | W | 76 | 64 |
| H | 2/24 | Kansas..... | W | 62 | 59 |
| H | 2/27 | Iowa State..... | L | 76 | 82 |
| A | 3/3 | Kansas State (16)..... | L | 70 | 97 |
| A | 3/6 | Colorado..... | L | 63 | 71 |
| A | 3/10 | Missouri (15)..... | L | 70 | 86 |

*Morgantown, W.Va.; **Lexington, Ky.; ***Decatur, Ga.; ****Greensboro, N.C.

Season Notes: Without departed All-Big Eight center Chuck Jura, Huskers finished 9-17...NU's last losing season until 1987-88...freshman Jerry Fort led NU in scoring with 14.5 ppg, first Husker frosh ever to lead team in that department.

1973-74

Overall Record: 14-12
Conference: 7-7 in Big Eight (4th)
Home: 11-2 (5-2) Away: 3-10 (2-5)
Coach: Joe Cipriano

| | | | | | |
|--------------------------|-------|----------------------------|----|----|----|
| H | 12/1 | Wyoming..... | W | 70 | 62 |
| H | 12/3 | Minnesota-Duluth..... | W | 77 | 50 |
| Vanderbilt Invitational* | | | | | |
| A | 12/7 | Vanderbilt*..... | L | 58 | 82 |
| N | 12/8 | Middle Tennessee St.*... L | 65 | 76 | |
| H | 12/11 | Georgia State (OT)..... | W | 78 | 75 |
| H | 12/14 | NW Missouri State..... | W | 67 | 54 |
| H | 12/15 | MacMurray..... | W | 76 | 50 |

| | | | | | |
|------------------------------|-------|------------------------|---|----|----|
| H | 12/20 | Northern Iowa..... | W | 73 | 55 |
| Big Eight Holiday Tournament | | | | | |
| KC | 12/27 | Kansas State (18)..... | L | 47 | 68 |
| KC | 12/28 | Oklahoma State..... | W | 69 | 62 |
| KC | 12/29 | Kansas..... | L | 66 | 75 |
| A | 1/7 | Wichita State..... | L | 58 | 66 |
| A | 1/12 | Kansas..... | L | 64 | 79 |
| H | 1/19 | Oklahoma..... | W | 63 | 58 |
| H | 1/22 | Kansas State..... | L | 65 | 73 |
| A | 1/26 | Oklahoma State..... | L | 66 | 79 |
| A | 1/28 | Oklahoma..... | L | 63 | 85 |
| H | 2/5 | Iowa State (30T)..... | W | 91 | 88 |
| H | 2/9 | Missouri..... | W | 75 | 58 |
| A | 2/12 | Colorado..... | L | 64 | 65 |
| A | 2/16 | Missouri..... | W | 88 | 87 |
| H | 2/23 | Oklahoma State..... | W | 71 | 63 |
| H | 2/26 | Kansas (15)..... | L | 46 | 51 |
| A | 3/2 | Kansas State..... | W | 58 | 54 |
| H | 3/5 | Colorado..... | W | 65 | 42 |
| A | 3/9 | Iowa State..... | L | 58 | 76 |

*Nashville, Tenn.
Season Notes: Sophomore guard Jerry Fort led NU in scoring for second straight season with 18.0 average and was first-team All-Big Eight pick...Huskers toured Italy following season and finished 2-5 on their three-week journey.

1974-75

Overall Record: 14-12
Conference: 7-7 in Big Eight (4th)
Home: 8-3 (5-2) Away: 6-9 (2-5)
Coach: Joe Cipriano

| | | | | | |
|------------------------------|-------|---------------------------|----|----|----|
| H | 11/30 | South Dakota State..... | W | 87 | 72 |
| Sun Devil Classic* | | | | | |
| N | 12/6 | Long Beach State*..... | W | 67 | 55 |
| A | 12/7 | Arizona State*..... | L | 62 | 83 |
| A | 12/10 | North Texas..... | W | 69 | 56 |
| H | 12/14 | Wichita State..... | W | 78 | 65 |
| H | 12/17 | San Jose State..... | L | 66 | 80 |
| Indiana Classic** | | | | | |
| N | 12/20 | Southern Methodist**... W | 69 | 67 | |
| A | 12/21 | Indiana** (2)..... | L | 60 | 97 |
| H | 12/23 | Vanderbilt..... | W | 81 | 66 |
| Big Eight Holiday Tournament | | | | | |
| KC | 12/26 | Oklahoma (18)..... | W | 75 | 64 |
| KC | 12/28 | Kansas..... | L | 62 | 63 |
| KC | 12/30 | Kansas State..... | L | 63 | 80 |
| H | 1/18 | Kansas State..... | W | 74 | 61 |
| A | 1/22 | Oklahoma..... | W | 68 | 61 |
| H | 1/25 | Colorado..... | W | 85 | 59 |
| H | 1/29 | Oklahoma State..... | W | 73 | 58 |
| A | 2/1 | Missouri..... | L | 74 | 88 |
| A | 2/5 | Kansas..... | L | 44 | 72 |
| H | 2/8 | Iowa State..... | W | 75 | 62 |
| H | 2/12 | Oklahoma (OT)..... | L | 57 | 65 |
| A | 2/15 | Colorado..... | L | 61 | 62 |
| A | 2/19 | Kansas State..... | L | 64 | 65 |
| H | 2/22 | Missouri..... | W | 80 | 77 |
| A | 2/26 | Oklahoma State..... | W | 59 | 58 |
| H | 3/5 | Kansas (20T)..... | L | 77 | 79 |
| A | 3/8 | Iowa State..... | L | 69 | 82 |

*Tempe, Ariz.; **Bloomington, Ind.

Season Notes: For third straight season, Jerry Fort led NU in scoring at 20.2 points per game, and became only third Husker to ever average 20-plus points in season... Fort earned first-team All-Big Eight honors for second straight year...NU started Big Eight play 4-0, finished first half 5-2, but went 2-5 in second half...three of losses during second half of league schedule were by a combined four points...Fort scored then-school-record 40 points in Huskers' homecourt win over Missouri...his scoring outburst broke the old mark of 38 held by Tom Russell during the 1961-62 season.

1975-76

Overall Record: 19-8
Conference: 10-4 in Big Eight (3rd)
Home: 9-4 (5-2) Away: 10-4 (5-2)
Coach: Joe Cipriano

| | | | | | |
|---|-------|----------------------|---|----|----|
| H | 11/28 | Illinois..... | L | 58 | 60 |
| A | 11/29 | Northwestern..... | W | 79 | 68 |
| A | 12/2 | Iowa..... | L | 65 | 72 |
| H | 12/6 | Washington (20)..... | L | 63 | 75 |



Hammond Hustlers: The nickname given to Hammond, Ind., natives Carl McPipe (left) and Brian Banks during their Husker careers. Two of six 1,000-point scorers from the state of Indiana, McPipe is 13th on the Husker career scoring list and eighth on the career rebounding chart, while Banks is 20th on Nebraska's all-time scoring list with 1,150 points.

| | | | | | |
|------------------------------|-------|--------------------------|---|----|----|
| H | 12/10 | St. Mary's (Calif.)..... | W | 68 | 57 |
| Roadrunner Invitational* | | | | | |
| N | 12/19 | Pacific*..... | W | 85 | 59 |
| A | 12/20 | New Mexico State*..... | W | 79 | 75 |
| A | 12/22 | Vanderbilt..... | W | 68 | 57 |
| Big Eight Holiday Tournament | | | | | |
| KC | 12/27 | Kansas..... | L | 66 | 69 |
| KC | 12/29 | Oklahoma..... | W | 75 | 53 |
| KC | 12/30 | Oklahoma State..... | W | 56 | 49 |
| H | 1/3 | South Dakota..... | W | 72 | 59 |
| H | 1/6 | South Carolina..... | W | 69 | 68 |
| A | 1/17 | Kansas State..... | W | 65 | 59 |
| H | 1/21 | Oklahoma..... | W | 68 | 67 |
| A | 1/24 | Colorado..... | W | 66 | 64 |
| A | 1/28 | Oklahoma State..... | W | 52 | 48 |
| H | 1/31 | Missouri (13)..... | L | 57 | 62 |
| H | 2/4 | Kansas..... | W | 57 | 54 |
| A | 2/7 | Iowa State..... | W | 66 | 56 |
| A | 2/11 | Oklahoma..... | L | 60 | 65 |
| H | 2/14 | Colorado..... | W | 80 | 61 |
| H | 2/18 | Kansas State..... | L | 53 | 65 |
| A | 2/21 | Missouri (OT, 14)..... | L | 84 | 95 |
| H | 2/28 | Oklahoma State..... | W | 60 | 54 |
| A | 3/3 | Kansas..... | W | 62 | 58 |
| H | 3/6 | Iowa State..... | W | 82 | 66 |

*Las Cruces, N.M.

Season Notes: Jerry Fort was a first-team All-Big Eight selection for third straight season, finished career with then-NU-record 1,882 points...Huskers reached 19-win mark for first time since a 20-5 record in 1965-66...Larry Cox led the Big Eight and set an NU single-season record for field-goal percentage with a .672 mark...Cox shot a Big Eight-record .625 from the field for his career...as a team, the Huskers led the Big Eight and finished eighth nationally in scoring defense, yielding 62.8 points per game...NU says good-bye to the NU Coliseum, the home of Husker basketball since the 1925-26 season, with an 82-66 victory over Iowa State, March 6, 1975.

1976-77

Overall Record: 15-14
Conference: 7-7 in Big Eight (5th)
Home: 7-4 (5-2) Away: 8-10 (2-5)
Coach: Joe Cipriano

| | | | | | |
|---|-------|------------------------|---|----|----|
| H | 11/27 | Iowa..... | L | 57 | 71 |
| A | 11/29 | Washington (OT)..... | W | 59 | 58 |
| A | 12/1 | Hawaii-Hilo..... | L | 66 | 71 |
| A | 12/2 | Hawaii..... | W | 64 | 59 |
| A | 12/3 | Hawaii..... | W | 60 | 59 |
| H | 12/8 | Minnesota..... | L | 58 | 66 |
| A | 12/11 | Illinois..... | L | 63 | 67 |
| H | 12/13 | NW Missouri State..... | W | 88 | 53 |

| | | | | | |
|------------------------------|-------|---------------------|---|----|----|
| A | 12/20 | Northwestern..... | W | 71 | 68 |
| H | 12/22 | Mankato State..... | W | 64 | 61 |
| Big Eight Holiday Tournament | | | | | |
| KC | 12/28 | Colorado..... | L | 50 | 55 |
| KC | 12/29 | Iowa State..... | W | 75 | 55 |
| KC | 12/30 | Oklahoma..... | W | 66 | 56 |
| A | 1/3 | South Carolina..... | L | 49 | 54 |
| H | 1/8 | Kansas State..... | L | 52 | 57 |
| H | 1/12 | Colorado..... | W | 69 | 54 |
| A | 1/15 | Iowa State..... | W | 49 | 48 |
| H | 1/19 | Oklahoma..... | L | 58 | 65 |
| A | 1/22 | Missouri..... | L | 63 | 76 |
| H | 1/26 | Kansas..... | W | 60 | 57 |
| H | 1/29 | Oklahoma State..... | W | 66 | 54 |
| A | 2/2 | Colorado..... | W | 73 | 62 |
| H | 2/5 | Iowa State..... | W | 66 | 51 |
| A | 2/9 | Kansas State..... | L | 62 | 67 |
| H | 2/12 | Missouri..... | W | 60 | 58 |
| A | 2/16 | Oklahoma..... | L | 62 | 72 |
| A | 2/19 | Kansas..... | L | 66 | 74 |
| A | 2/23 | Oklahoma State..... | L | 60 | 62 |
| Big Eight Tournament | | | | | |
| A | 2/26 | Kansas..... | L | 58 | 61 |

Season Notes: After some 50 years of play in the NU Coliseum, Nebraska moved into the 15,000-seat NU Sports Complex, which would later be renamed the Bob Devaney Sports Center after the Huskers' longtime football coach and athletic director...Huskers led the Big Eight and ranked sixth nationally in scoring defense at 61.1 points per game, lowest since 1958-59 squad allowed 60.2 points per game...Nebraska and Creighton met for the first time since the 1931-32 season...first year Big Eight sponsored a season-ending tournament to determine league's automatic bid to the NCAA Tournament.

1977-78

Overall Record: 22-8
Conference: 9-5 in Big Eight (2nd)
Home: 14-2 (5-2) Away: 7-6 (4-3)
Coach: Joe Cipriano

| | | | | | |
|---|-------|------------------------|---|-----|----|
| H | 12/2 | Missouri Southern..... | W | 61 | 54 |
| H | 12/9 | Creighton..... | W | 65 | 58 |
| H | 12/10 | South Dakota..... | W | 74 | 64 |
| H | 12/12 | Nevada-Reno..... | W | 67 | 50 |
| H | 12/16 | California-Davis..... | W | 69 | 64 |
| H | 12/17 | Mississippi..... | W | 80 | 70 |
| A | 12/19 | Minnesota..... | W | 63 | 49 |
| H | 12/21 | Western Illinois..... | W | 73 | 72 |
| H | 12/23 | Montana State..... | W | 104 | 60 |



Joe Cipriano guided the Husker basketball program for 17 years and won 254 games before passing away in 1980. Cipriano led the Huskers to its first three postseason berths in school history.

| Big Eight Holiday Tournament | | | |
|--------------------------------|-----------------|---|-------|
| KC 12/27 | Oklahoma State | W | 70 58 |
| KC 12/29 | Kansas State | L | 60 69 |
| KC 12/30 | Oklahoma | W | 75 68 |
| A 1/7 | Kansas State | W | 77 63 |
| A 1/11 | Colorado | L | 64 73 |
| H 1/14 | Iowa State | L | 59 65 |
| A 1/18 | Oklahoma | W | 78 64 |
| H 1/21 | Missouri | W | 56 55 |
| H 1/25 | Kansas (8) | W | 62 58 |
| H 1/28 | Oklahoma State | W | 63 57 |
| H 2/1 | Colorado | W | 86 75 |
| A 2/4 | Iowa State | W | 62 56 |
| H 2/8 | 19/Kansas State | W | 63 50 |
| A 2/11 | 19/Missouri | L | 52 74 |
| H 2/15 | Oklahoma | L | 68 74 |
| A 2/18 | Kansas (6) | L | 70 75 |
| A 2/25 | Oklahoma State | W | 67 56 |
| Big Eight Tournament* | | | |
| N 2/28 | Oklahoma State | W | 71 63 |
| N 3/3 | Missouri | L | 58 61 |
| National Invitation Tournament | | | |
| H 3/8 | Utah State | W | 67 66 |
| A 3/15 | Texas (17) | L | 48 67 |

*Kansas City, Mo.
 Season Notes: Nebraska earned first postseason tournament bid since 1966-67, and advanced to second round of NIT before being knocked out by champion Texas...NU tied school record for season victories and its second-place league finish was its highest since 1965-66 season...Brian Banks earned first-team All-Big Eight honors, while Carl McPipe was named one of 12 All-America centers, by Citizens Saving Athletic Foundation...NU led Big Eight and ranked eighth nationally in scoring defense, allowing 62.9 ppg...NU was only Big Eight team to beat league champion Kansas...Coach Cipriano picked up his 200th win at NU with Huskers' victory over Missouri Southern.

1978-79

Overall Record: 14-13
 Conference: 7-7 in Big Eight (5th)
 Home: 9-2 (6-1) Away: 5-11 (1-6)
 Coach: Joe Cipriano

| | | | |
|---------|--------------------|---|-------|
| A 11/24 | Alabama-Birmingham | W | 64 55 |
| H 11/25 | Arkansas Tech | W | 70 59 |
| H 11/28 | Minnesota | W | 58 48 |
| H 12/2 | Purdue | L | 47 58 |
| A 12/9 | Creighton | L | 61 78 |
| H 12/13 | Sacramento State | W | 91 56 |

1979-80

Overall Record: 18-13
 Conference: 8-6 in Big Eight (t-2nd)
 Home: 14-2 (5-2) Away: 4-11 (3-4)
 Coach: Joe Cipriano
 Assistant Coach: Moe Iba

| | | | |
|---------|-----------------------|---|--------|
| H 11/30 | South Dakota State | W | 100 83 |
| H 12/1 | Portland State | W | 74 52 |
| H 12/3 | Eastern Washington | W | 82 68 |
| H 12/8 | Creighton | W | 64 55 |
| A 12/11 | Purdue (9) | L | 56 78 |
| H 12/13 | Cal State-Bakersfield | W | 94 80 |

| A 12/15 | Minnesota | L | 58 75 |
|------------------|---------------------|---|-------|
| H 12/22 | UAB (40T) | W | 92 84 |
| Rainbow Classic* | | | |
| N 12/27 | Wisconsin* (OT) | W | 83 82 |
| N 12/29 | Hawaii | L | 55 67 |
| N 12/30 | Louisville* (12) | L | 58 65 |
| A 1/2 | Idaho | L | 55 64 |
| H 1/4 | Wisconsin-Oshkosh | W | 96 72 |
| H 1/5 | Angelo State | W | 83 70 |
| A 1/9 | Iowa State | W | 58 50 |
| H 1/12 | Missouri (13) | L | 63 84 |
| H 1/16 | Kansas | W | 64 57 |
| A 1/19 | Colorado | W | 53 44 |
| H 1/23 | Oklahoma State (OT) | W | 74 73 |
| A 1/26 | Kansas State (20T) | L | 64 66 |
| H 1/30 | Oklahoma | W | 59 58 |
| A 2/2 | Missouri (14) | L | 60 73 |
| A 2/5 | Kansas | W | 61 56 |
| H 2/9 | Iowa State | W | 69 66 |
| A 2/13 | Oklahoma State | L | 68 83 |
| H 2/16 | Colorado | L | 55 56 |
| H 2/20 | Kansas State | W | 70 58 |
| A 2/23 | Oklahoma | L | 60 78 |

| Big Eight Tournament | | | |
|--------------------------------|---------------|---|-------|
| H 2/26 | Oklahoma | W | 75 68 |
| N 2/29 | Kansas State^ | L | 59 60 |
| National Invitation Tournament | | | |
| A 3/6 | Michigan | L | 69 76 |

*Honolulu, Hawaii; ^Kansas City, Mo.
 Season Notes: Picked to finish sixth in a preseason poll of Big Eight media, NU wound up in second-place tie and earned its third NIT berth...Huskers' had longest game ever, a four-overtime affair, against Alabama-Birmingham...Joe Cipriano, who was stricken with cancer, was named UPI Big Eight Co-Coach of the Year with assistant Moe Iba, who guided Huskers in Cip's absence...Iba was tabbed AP Big Eight Coach of the Year and NABC District 12 Coach of the Year...Andre Smith led team in scoring for second straight season with a 19.4 average and was first-team AP/UPI All-Big Eight performer and AP honorable-mention All-American...Jack Moore was second-team AP All-Big Eight pick.

1980-81

Overall Record: 15-12
 Conference: 9-5 in Big Eight (t-2nd)
 Home: 11-4 (6-1) Away: 4-8 (3-4)
 Coach: Moe Iba

| H 11/28 | Wyoming (OT) | L | 59 62 |
|---------------|-------------------|---|-------|
| H 11/29 | Idaho | L | 53 64 |
| A 12/6 | Creighton (OT) | L | 61 66 |
| H 12/9 | Penn State | W | 75 50 |
| Utah Classic* | | | |
| N 12/12 | Loyola Marymount* | W | 67 66 |
| A 12/13 | Utah* | L | 55 57 |
| H 12/20 | NW Missouri State | W | 79 59 |
| H 12/22 | Colorado State | W | 54 48 |
| H 12/23 | Montana | W | 69 46 |
| A 12/27 | Ball State | L | 62 67 |
| A 12/30 | Arkansas | L | 52 64 |
| H 1/5 | Sonoma State | W | 84 49 |
| H 1/14 | Kansas State | W | 59 49 |
| A 1/17 | Oklahoma State | L | 70 81 |
| H 1/21 | Colorado | L | 59 62 |
| H 1/24 | Missouri | W | 66 53 |
| A 1/28 | Iowa State | W | 61 56 |
| H 1/31 | Kansas (18) | W | 57 54 |
| A 2/4 | Oklahoma | W | 71 59 |
| H 2/7 | Oklahoma State | W | 62 54 |
| A 2/11 | Colorado | W | 57 56 |
| A 2/14 | Kansas State | L | 49 66 |
| H 2/18 | Iowa State | W | 81 61 |
| A 2/21 | Missouri | L | 45 55 |
| A 2/25 | Kansas | L | 49 75 |
| H 2/28 | Oklahoma | W | 90 63 |

Big Eight Tournament
 H 3/3 Colorado..... L 66 70
 Season Notes: Coach Joe Cipriano died after year-long battle with cancer three days before season opener, and Moe Iba was named Huskers' acting head coach...Iba was UPI Big Eight Coach of the Year for leading NU to its second straight second-place league finish...Andre Smith was AP/UPI Big Eight Player of the Year, first-team AP/

UPI All-Big Eight selection, USBWA District V performer and an AP honorable-mention All-American...Smith led league in scoring for conference games only with a 19.5 average, while his .589 field-goal percentage mark for all games topped league...Jack Moore was second-team AP All-Big Eight and a CoSIDA Second-Team Academic All-American...Moore led league in free-throw percentage (.922)...Devaney Center-record crowd of 15,038 watched NU stop Oklahoma State, 62-54.

1981-82

Overall Record: 16-12
 Conference: 7-7 in Big Eight (t-4th)
 Home: 11-3 (5-2) Away: 5-9 (2-5)
 Coach: Moe Iba

| | | | |
|---------|---------------------|---|-------|
| A 11/27 | Wyoming | L | 48 62 |
| H 11/30 | UW-Stevens Point | W | 74 45 |
| H 12/5 | Creighton | W | 86 46 |
| H 12/7 | South Dakota State | W | 70 51 |
| A 12/9 | Baylor | W | 64 63 |
| H 12/19 | Ball State | W | 71 57 |
| A 12/21 | Penn State | L | 58 60 |
| A 12/23 | Colorado State (OT) | L | 51 58 |

Holiday Classic*

| | | | |
|---------|--------------------|---|-------|
| N 12/28 | Air Force* | W | 63 47 |
| A 12/29 | Northern Iowa* | W | 53 42 |
| H 1/6 | Sacramento State | W | 93 61 |
| H 1/9 | Arkansas (11) | L | 50 51 |
| H 1/13 | Kansas | W | 75 55 |
| H 1/16 | Missouri (2) | L | 42 44 |
| A 1/20 | Oklahoma State | L | 50 52 |
| H 1/23 | Iowa State | W | 60 47 |
| A 1/27 | Oklahoma | L | 48 51 |
| A 1/30 | Colorado | W | 74 57 |
| H 2/3 | Kansas State (t19) | L | 64 75 |
| A 2/6 | Missouri (1) | W | 67 51 |
| H 2/10 | Oklahoma State | W | 75 63 |
| A 2/13 | Kansas | L | 63 66 |
| H 2/15 | Oklahoma | W | 65 51 |
| A 2/20 | Iowa State | L | 61 63 |
| H 2/24 | Colorado | W | 79 57 |
| A 2/27 | Kansas State | L | 50 67 |

Big Eight Tournament

| | | | |
|-------|----------------|---|-------|
| H 3/2 | Oklahoma State | W | 60 49 |
| N 3/5 | Missouri^ (5) | L | 53 58 |

*Cedar Falls, Iowa; ^Kansas City, Mo.

Season Notes: NU scored one of its biggest wins ever, a 67-51 victory at 19-0 and No. 1 Missouri...Jack Moore earned Naismith Award, given annually to nation's best player under 6-0 tall, and was AP/UPI first-team All-Big Eight pick and third-team UPI All-American...Moore joined 1,000-point club, finishing career with 1,204 points...Moore hit Big Eight-record .939 from free throw line for season, .901 mark for career was best ever by Big Eight performer and second-best all-time in NCAA Division I history at that time.

1982-83

Overall Record: 22-10
 Conference: 9-5 in Big Eight (t-3rd)
 Home: 17-1 (6-1) Away: 5-9 (3-4)
 Coach: Moe Iba

| | | | |
|---------|------------------|---|-------|
| H 11/26 | Denver | W | 94 58 |
| A 11/29 | Montana | L | 51 61 |
| A 12/4 | Creighton | W | 65 62 |
| H 12/8 | UMKC | W | 69 50 |
| H 12/11 | Baylor | W | 59 56 |
| H 12/18 | Wyoming | W | 68 57 |
| H 12/20 | Missouri Western | W | 93 43 |

Hoosier Classic*

| | | | |
|---------|----------------------|---|-------|
| N 12/29 | Cornell* | W | 66 56 |
| N 12/30 | Indiana* (1) | L | 50 67 |
| N 1/3 | Arkansas** (11) | L | 58 64 |
| H 1/7 | Mesa | W | 94 57 |
| H 1/15 | SW Missouri State | W | 98 46 |
| A 1/18 | Iowa State | W | 59 54 |
| A 1/22 | Colorado | L | 69 72 |
| H 1/26 | Kansas State | W | 59 43 |
| A 1/29 | Missouri (13) | L | 56 79 |
| H 2/2 | Oklahoma | W | 60 59 |
| H 2/5 | Kansas | W | 68 61 |
| A 2/9 | Oklahoma State (20T) | L | 63 71 |

| | | | | | |
|---|------|---------------------|---|----|----|
| H | 2/12 | Colorado..... | W | 68 | 56 |
| A | 2/16 | Kansas State..... | W | 56 | 45 |
| H | 2/19 | Iowa State..... | W | 67 | 66 |
| A | 2/24 | Oklahoma..... | L | 71 | 84 |
| H | 2/26 | Missouri (15)..... | L | 51 | 54 |
| A | 3/2 | Kansas..... | W | 60 | 58 |
| H | 3/5 | Oklahoma State..... | W | 77 | 68 |

Big Eight Tournament

| | | | | | |
|---|------|---------------------|---|----|----|
| H | 3/8 | Iowa State..... | W | 94 | 71 |
| N | 3/11 | Missouri^ (12)..... | L | 63 | 69 |

National Invitation Tournament

| | | | | | |
|----|------|----------------------|---|----|----|
| H | 3/17 | Tulane..... | W | 72 | 65 |
| H | 3/21 | Iona..... | W | 85 | 73 |
| H | 3/24 | Texas Christian..... | W | 67 | 57 |
| NY | 3/28 | DePaul..... | L | 58 | 68 |

*Indianapolis, Ind. **Little Rock, Ark. ^Kansas City, Mo.

Season Notes: Nebraska tied school record for victories in a 22-10 season, and advanced further in postseason play than any previous Husker squad by reaching the semifinals of the National Invitation Tournament... freshman Dave Hoppen, who set seven NU freshman records and led the Huskers in scoring with a 13.9 average, was a second-team All-Big Eight pick, and was named to the All-National Invitation Tournament team and the league's all-freshman team.

1983-84

Overall Record: 18-12
Conference: 7-7 in Big Eight (3rd)
Home: 11-6 (3-4) Away: 7-6 (4-3)
Coach: Moe Iba

| | | | | | |
|---|-------|------------------------|---|-----|----|
| H | 11/26 | Augustana (S.D.)..... | W | 113 | 69 |
| H | 11/29 | Texas Tech..... | L | 45 | 59 |
| H | 12/3 | Creighton..... | W | 65 | 56 |
| A | 12/5 | Wisconsin (20T)..... | W | 71 | 69 |
| H | 12/7 | NW Missouri State..... | W | 82 | 61 |
| H | 12/10 | Arkansas (15)..... | W | 67 | 54 |
| H | 12/17 | Northern Iowa..... | W | 90 | 64 |
| A | 12/20 | Wyoming..... | W | 67 | 64 |

Cotton States Classic*

| | | | | | |
|---|-------|--------------------------|---|-----|----|
| A | 12/28 | Georgia Tech*..... | L | 49 | 66 |
| N | 12/29 | Michigan State*..... | L | 45 | 58 |
| H | 1/4 | Colorado State..... | W | 56 | 54 |
| H | 1/7 | NW Missouri State..... | W | 93 | 67 |
| H | 1/14 | Eastern Washington..... | W | 105 | 71 |
| A | 1/18 | Iowa State..... | W | 64 | 63 |
| H | 1/21 | Missouri..... | L | 48 | 50 |
| A | 1/25 | Kansas..... | L | 61 | 77 |
| A | 1/28 | Colorado..... | L | 57 | 60 |
| H | 2/1 | Oklahoma State (OT)..... | W | 54 | 52 |
| A | 2/4 | Kansas State..... | W | 47 | 46 |
| H | 2/8 | Oklahoma (10)..... | L | 67 | 78 |
| A | 2/11 | Missouri (OT)..... | W | 61 | 56 |
| H | 2/15 | Kansas..... | L | 66 | 67 |
| H | 2/18 | Iowa State..... | L | 48 | 69 |
| A | 2/22 | Oklahoma State..... | W | 67 | 64 |
| H | 2/25 | Colorado..... | W | 75 | 67 |
| H | 2/28 | Kansas State..... | W | 63 | 56 |
| A | 3/1 | Oklahoma (6)..... | L | 70 | 79 |

Big Eight Tournament

| | | | | | |
|---|-----|-------------------|---|----|----|
| H | 3/7 | Kansas State..... | L | 39 | 41 |
|---|-----|-------------------|---|----|----|

National Invitation Tournament

| | | | | | |
|---|------|----------------|---|----|----|
| A | 3/15 | Creighton..... | W | 56 | 54 |
| A | 3/19 | Xavier..... | L | 57 | 58 |

*Atlanta, Ga.

Season Notes: Nebraska earned back-to-back postseason tournament bids for the first time in school history, advanced to the second round of the NIT... Huskers' 11th straight winning season...Dave Hoppen tops the 1,000-point mark in his career and earns first-team All-Big Eight honors.

1984-85

Overall Record: 16-14
Conference: 5-9 in Big Eight (t-5th)
Home: 12-3 (5-2) Away: 4-11 (0-7)
Coach: Moe Iba

| | | | | | |
|---|-------|------------------------|---|-----|----|
| H | 11/29 | Southern Colorado..... | W | 89 | 67 |
| H | 12/1 | South Dakota..... | W | 101 | 69 |
| H | 12/3 | Montana State..... | W | 86 | 65 |
| A | 12/8 | Creighton..... | W | 78 | 73 |

| | | | | | |
|---|-------|-----------------------|---|----|----|
| H | 12/10 | Wyoming..... | W | 79 | 65 |
| H | 12/12 | Wisconsin..... | W | 53 | 51 |
| A | 12/15 | Texas Tech (OT)..... | W | 79 | 74 |
| H | 12/22 | Washington State..... | L | 58 | 63 |

Cable Car Classic*

| | | | | | |
|---|-------|---------------------------|---|----|----|
| N | 12/28 | California-Irvine*..... | W | 73 | 67 |
| A | 12/29 | Santa Clara*..... | L | 59 | 78 |
| A | 1/3 | Evansville..... | L | 73 | 80 |
| H | 1/9 | UW-Stevens Point..... | W | 69 | 62 |
| A | 1/12 | Colorado State (20T)..... | W | 88 | 78 |
| H | 1/16 | Kansas State..... | W | 75 | 63 |
| A | 1/19 | Oklahoma State..... | L | 66 | 68 |
| H | 1/23 | Colorado..... | W | 85 | 67 |
| H | 1/26 | Missouri..... | W | 74 | 66 |
| A | 1/30 | Iowa State..... | L | 65 | 76 |
| H | 2/2 | Kansas (19)..... | L | 80 | 91 |
| A | 2/6 | Oklahoma (7)..... | L | 74 | 83 |
| H | 2/9 | Oklahoma State..... | W | 66 | 48 |
| A | 2/13 | Colorado..... | L | 61 | 64 |
| A | 2/16 | Kansas State..... | L | 62 | 68 |
| H | 2/21 | Iowa State..... | W | 74 | 57 |
| A | 2/23 | Missouri..... | L | 50 | 69 |
| A | 2/28 | Kansas (11)..... | L | 65 | 70 |
| H | 3/2 | Oklahoma (6)..... | L | 62 | 65 |

Big Eight Tournament

| | | | | | |
|---|-----|------------------|---|----|----|
| A | 3/5 | Kansas (10)..... | L | 69 | 74 |
|---|-----|------------------|---|----|----|

National Invitation Tournament

| | | | | | |
|---|------|---------------|---|----|----|
| H | 3/13 | Canisius..... | W | 79 | 66 |
| A | 3/19 | UCLA..... | L | 63 | 82 |

*San Francisco, Calif.

Season Notes: Nebraska made third straight National Invitation Tournament appearance and posted 12th straight winning season...Dave Hoppen earned first-team All-Big Eight honors for the second straight season and became first Husker to score 700 points in a season, as he finished with 704...Hoppen broke six school records... Brian Carr set four Big Eight assist records, led league in assists per game (8.1) and tied NCAA single-game record of 18 at Evansville.

1985-86

Overall Record: 19-11
Conference: 8-6 in Big Eight (3rd)
Home: 10-5 (4-3) Away: 9-6 (4-3)
Coach: Moe Iba

| | | | | | |
|---|-------|------------------------|---|----|----|
| H | 11/23 | Wisconsin-Stout..... | W | 71 | 53 |
| H | 11/26 | Southern Illinois..... | W | 85 | 50 |
| A | 11/30 | Wyoming..... | W | 64 | 53 |
| H | 12/2 | California-Irvine..... | L | 80 | 87 |
| H | 12/7 | Creighton..... | W | 71 | 52 |
| A | 12/12 | Washington State..... | W | 79 | 72 |
| A | 12/14 | Montana State..... | W | 76 | 59 |
| H | 12/20 | Georgia..... | L | 63 | 67 |
| H | 12/23 | Arizona State..... | W | 80 | 67 |

Sun Bowl Classic*

| | | | | | |
|---|-------|------------------------|---|----|----|
| N | 12/29 | Alabama*..... | L | 61 | 78 |
| N | 12/30 | Ohio State*..... | W | 69 | 66 |
| H | 1/6 | Evansville..... | W | 77 | 70 |
| H | 1/11 | NW Missouri State..... | W | 99 | 56 |
| H | 1/15 | Kansas (8)..... | L | 70 | 81 |
| H | 1/18 | Missouri..... | L | 67 | 68 |
| A | 1/22 | Oklahoma State..... | W | 62 | 61 |
| H | 1/25 | Iowa State..... | W | 75 | 58 |
| A | 1/29 | Oklahoma (6)..... | L | 60 | 87 |
| A | 2/1 | Colorado..... | W | 77 | 60 |
| H | 2/5 | Kansas State***..... | L | 54 | 64 |
| A | 2/8 | Missouri..... | W | 75 | 66 |
| H | 2/12 | Oklahoma State..... | W | 68 | 52 |
| A | 2/15 | Kansas (3)..... | L | 61 | 79 |
| H | 2/19 | Oklahoma (10)..... | W | 66 | 64 |
| A | 2/22 | Iowa State..... | L | 73 | 81 |
| H | 2/26 | Colorado..... | W | 79 | 72 |
| A | 3/1 | Kansas State..... | W | 64 | 60 |

Big Eight Tournament^

| | | | | | |
|---|-----|---------------------|---|----|----|
| N | 3/7 | Oklahoma State..... | W | 82 | 75 |
| N | 3/8 | Iowa State..... | L | 58 | 75 |

NCAA Tournament

| | | | | | |
|---|------|-------------------------|---|----|----|
| N | 3/14 | Western Kentucky**..... | L | 59 | 67 |
|---|------|-------------------------|---|----|----|

*El Paso, Texas.; **Charlotte, N.C.; ***Kansas State later forfeited; ^Kansas City, Mo.

Season Notes: Nebraska lost All-Big Eight center Dave Hoppen for season with a knee injury in Feb. 1 game



The 1985-86 Huskers went 19-11 and earned the first NCAA Tournament bid in school history.

at Colorado, but rebounded to make school's first-ever NCAA Tournament appearance...Huskers' loss to Western Kentucky in NCAA first round was last game for Coach Moe Iba, who resigned following the game...Hoppen was first-team All-Big Eight pick for third straight season, finished career with a school-record 2,167 points and became first Husker basketball player to have his jersey retired (No. 42)...during his career, Hoppen broke or tied 19 school records and five Big Eight Conference marks... Brian Carr became school's all-time assist leader... Bernard Day picked up the slack and shared team MVP award with the three-time All-Big Eight selection.

1986-87

Overall Record: 21-12
Conference: 7-7 in Big Eight (5th)
Home: 15-2 (5-2) Away: 6-10 (2-5)
Coach: Danny Nee

| | | | | | |
|---|-------|-------------------------|---|-----|-----|
| A | 11/28 | California-Irvine..... | L | 101 | 109 |
| H | 12/1 | Oregon..... | W | 76 | 60 |
| A | 12/6 | Creighton..... | L | 66 | 78 |
| A | 12/10 | Southern Illinois..... | W | 87 | 85 |
| A | 12/14 | Texas A&M..... | L | 64 | 66 |
| H | 12/20 | Wyoming..... | W | 62 | 61 |
| H | 12/22 | Detroit..... | W | 71 | 55 |
| H | 12/27 | Missouri-St. Louis..... | W | 89 | 63 |

Rochester Classic*

| | | | | | |
|---|-------|---------------------------|---|-----|-----|
| N | 12/29 | Butler*..... | W | 67 | 56 |
| N | 12/30 | San Francisco*..... | W | 66 | 60 |
| H | 1/3 | Creighton (OT)..... | W | 70 | 65 |
| H | 1/5 | NW Missouri State..... | W | 105 | 64 |
| H | 1/7 | Brooklyn..... | W | 62 | 46 |
| A | 1/10 | Kansas State..... | L | 82 | 114 |
| H | 1/17 | Colorado..... | W | 86 | 66 |
| A | 1/20 | Iowa State..... | L | 75 | 91 |
| A | 1/22 | Kansas..... | L | 65 | 86 |
| H | 1/28 | Missouri..... | L | 71 | 87 |
| H | 2/1 | Oklahoma State..... | W | 73 | 66 |
| H | 2/4 | Oklahoma (8)..... | L | 66 | 80 |
| A | 2/7 | Colorado..... | W | 68 | 65 |
| H | 2/11 | Iowa State..... | W | 66 | 65 |
| H | 2/14 | Kansas State..... | W | 78 | 76 |
| A | 2/18 | Missouri..... | L | 64 | 80 |
| A | 2/21 | Oklahoma (13)..... | L | 97 | 133 |
| A | 2/25 | Oklahoma State (20T)..... | W | 79 | 77 |
| H | 2/28 | Kansas (OT, 16)..... | W | 83 | 81 |

Big Eight Tournament^

| | | | | | |
|---|-----|-------------------|---|----|----|
| N | 3/6 | Kansas State..... | L | 45 | 47 |
|---|-----|-------------------|---|----|----|

National Invitation Tournament

| | | | | | |
|----|------|-------------------------------|---|----|----|
| H | 3/11 | Marquette..... | W | 78 | 76 |
| H | 3/17 | Arkansas..... | W | 78 | 71 |
| H | 3/21 | Washington..... | W | 81 | 76 |
| NY | 3/24 | Southern Mississippi..... | L | 75 | 82 |
| NY | 3/26 | Arkansas-Little Rock (OT) ... | W | 76 | 67 |

*Rochester, NY.; ^Kansas City, Mo.

Season Notes: Under the direction of first-year Coach

Danny Nee, Nebraska finished 21-12, missed school record for season wins by one, and finished third in the National Invitation Tournament...Huskers recorded their 14th straight winning season and made their fifth straight postseason tourney appearance...Brian Carr was a second-team All-Big Eight pick, ended career with 682 assists, two off the league record of 684 set by Kansas' Cedric Hunter.

1987-88

Overall Record: 13-18
Conference: 4-10 in Big Eight (7th)
Home: 8-6 (3-4) Away: 5-12 (1-6)
Coach: Danny Nee

Maul Classic*

| | | | | | |
|---|-------|-----------------|---|----|----|
| N | 11/27 | Villanova*..... | L | 53 | 70 |
| N | 11/28 | Baylor*..... | L | 79 | 82 |
| A | 11/29 | Chaminade*..... | W | 76 | 75 |
| H | 12/2 | Texas A&M..... | W | 92 | 60 |

Ameritas Classic**

| | | | | | |
|---|-------|---------------------------|---|----|-----|
| H | 12/4 | Lehigh**..... | W | 71 | 66 |
| H | 12/5 | Ohio State**..... | L | 63 | 72 |
| A | 12/7 | Detroit..... | W | 63 | 58 |
| A | 12/9 | Creighton..... | L | 73 | 88 |
| A | 12/12 | Oregon..... | W | 67 | 62 |
| A | 12/19 | Wyoming (6)..... | L | 58 | 87 |
| H | 12/21 | Brooklyn..... | W | 72 | 44 |
| A | 12/30 | Drake..... | L | 68 | 85 |
| H | 1/2 | Columbia..... | W | 82 | 62 |
| A | 1/4 | Furman (OT)..... | W | 75 | 74 |
| H | 1/6 | Grambling State (OT)..... | L | 68 | 71 |
| H | 1/16 | Missouri..... | W | 70 | 68 |
| A | 1/20 | Iowa State (10)..... | L | 76 | 114 |
| H | 1/25 | Nebraska-Omaha..... | W | 96 | 67 |
| H | 1/27 | Kansas..... | W | 70 | 68 |
| A | 1/30 | Colorado..... | W | 63 | 57 |
| H | 2/4 | Oklahoma State..... | L | 56 | 72 |
| A | 2/6 | Kansas State..... | L | 63 | 65 |
| H | 2/9 | Oklahoma (4)..... | L | 77 | 92 |
| A | 2/11 | Missouri..... | L | 67 | 92 |
| A | 2/16 | Kansas..... | L | 48 | 70 |
| H | 2/21 | Colorado..... | W | 75 | 67 |
| A | 2/24 | Oklahoma State..... | L | 73 | 90 |
| H | 2/27 | Iowa State..... | L | 84 | 85 |
| H | 3/2 | Kansas State..... | L | 67 | 77 |
| A | 3/5 | Oklahoma (4)..... | L | 93 | 113 |

Big Eight Tournament^

| | | | | | |
|---|------|-------------------|---|----|----|
| N | 3/11 | Kansas State..... | L | 70 | 75 |
|---|------|-------------------|---|----|----|

*Lahaina, Hawaii; ^Kansas City, Mo.

Season Notes: Nebraska's strings of 14-straight winning seasons and five consecutive postseason tournament bids both ended, as the Huskers finished 13-18...Rich King and Clifford Scales named to the Big Eight's all-freshman team...Henry T. Buchanan earned honorable-mention All-Big Eight honors and first-team academic All-Big Eight honors...Pete Manning led the Big Eight in

N 2022-23 NEBRASKA BASKETBALL ALL-TIME RESULTS

field-goal percentage at .590...NU beat eventual national champ for first time, with win over Kansas, 70-68, on a jumper by Beau Reid as time expired.

1988-89

Overall Record: 17-16

Conference: 4-10 in Big Eight (7th)

Home: 14-4 (4-3) Away: 3-12 (0-7)

Head Coach: Danny Nee

| | | | | | |
|--------------------------------|-------|-----------------------------|---|----|-----|
| H | 11/26 | Creighton..... | W | 86 | 77 |
| H | 11/30 | Michigan State..... | L | 75 | 77 |
| Ameritas Classic* | | | | | |
| H | 12/2 | North Texas*..... | W | 90 | 84 |
| H | 12/3 | San Jose State*..... | W | 90 | 76 |
| A | 12/5 | Idaho..... | L | 68 | 83 |
| A | 12/11 | Texas Tech..... | W | 71 | 69 |
| A | 12/14 | Ohio State (14)..... | L | 76 | 103 |
| H | 12/17 | Furman..... | W | 69 | 56 |
| H | 12/23 | Drake..... | W | 65 | 57 |
| Chaminade New Year's Classic** | | | | | |
| A | 12/28 | Chaminade**..... | W | 86 | 85 |
| N | 12/29 | Morehead State**..... | W | 81 | 77 |
| N | 12/30 | Louisiana State**..... | L | 87 | 90 |
| H | 1/5 | Sam Houston State..... | W | 89 | 70 |
| H | 1/9 | Oklahoma (4)..... | L | 81 | 89 |
| H | 1/12 | Northern Illinois..... | W | 71 | 56 |
| A | 1/14 | Oklahoma State..... | L | 69 | 82 |
| H | 1/17 | Maryland-Baltimore Co. | W | 86 | 65 |
| H | 1/21 | Kansas State..... | L | 68 | 80 |
| H | 1/23 | Wyoming..... | W | 71 | 58 |
| H | 1/28 | Missouri (5)..... | L | 72 | 89 |
| A | 1/31 | Iowa State..... | L | 76 | 88 |
| H | 2/4 | Kansas (18)..... | W | 74 | 70 |
| A | 2/8 | Colorado..... | L | 80 | 83 |
| A | 2/11 | Kansas State..... | L | 66 | 80 |
| H | 2/14 | Oklahoma State..... | W | 79 | 77 |
| A | 2/19 | Missouri (3)..... | L | 63 | 79 |
| H | 2/22 | Colorado..... | W | 97 | 59 |
| H | 2/25 | Iowa State..... | W | 77 | 74 |
| A | 3/1 | Kansas..... | L | 71 | 80 |
| A | 3/4 | Oklahoma (4)..... | L | 76 | 103 |

Big Eight Tournament^A
N 3/10 Missouri (10)..... L 70 98
National Invitation Tournament
H 3/16 Arkansas State..... W 81 79
A 3/20 Ohio State..... L 74 85
**Honolulu, Hawaii; ^AKansas City, Mo.
Season Notes: Huskers made second postseason tournament appearance in three seasons under Coach Danny Nee, advanced to second round of NIT...Beau Reid earned third-team academic All-America honors and was first-team academic All-Big Eight pick...Eric Johnson and Rich King earned honorable-mention All-Big Eight honors...Johnson broke then-NU single-season record for steals (68), King set then-school marks for blocks in game (5), season (50) and career (70).

1989-90

Overall Record: 10-18

Conference: 3-11 in Big Eight (7th)

Home: 9-6 (2-5) Away: 1-12 (1-6)

Coach: Danny Nee

| | | | | | |
|-------------------|-------|------------------------|---|-----|-----|
| H | 11/25 | UMKC..... | W | 91 | 76 |
| A | 11/27 | Miami (Ohio)..... | L | 71 | 91 |
| A | 11/29 | Michigan State..... | L | 69 | 80 |
| Ameritas Classic* | | | | | |
| H | 12/1 | Harvard*..... | W | 117 | 79 |
| H | 12/2 | Pepperdine*..... | W | 104 | 100 |
| A | 12/5 | Northern Illinois..... | L | 56 | 65 |
| H | 12/9 | Texas Tech..... | W | 76 | 69 |
| H | 12/11 | Idaho..... | L | 72 | 79 |
| A | 12/14 | Creighton..... | L | 83 | 86 |
| H | 12/30 | Wagner..... | W | 88 | 67 |
| H | 1/6 | Sam Houston State..... | W | 99 | 91 |
| H | 1/8 | Kansas (1)..... | L | 93 | 98 |
| H | 1/13 | Missouri (5)..... | L | 95 | 111 |
| H | 1/16 | Chicago State..... | W | 92 | 57 |
| A | 1/20 | Oklahoma State..... | L | 71 | 84 |
| A | 1/22 | Wyoming..... | L | 65 | 95 |
| H | 1/27 | Iowa State..... | L | 83 | 91 |
| A | 1/31 | Oklahoma (9)..... | L | 64 | 105 |
| H | 2/3 | Kansas State..... | W | 74 | 71 |

| | | | | | |
|---|------|---------------------|---|----|-----|
| A | 2/7 | Colorado..... | W | 91 | 82 |
| A | 2/10 | Missouri (1)..... | L | 85 | 107 |
| H | 2/14 | Oklahoma State..... | L | 84 | 103 |
| A | 2/17 | Kansas (1)..... | L | 67 | 94 |
| H | 2/21 | Oklahoma (10)..... | L | 66 | 88 |
| A | 2/24 | Iowa State..... | L | 85 | 101 |
| H | 2/28 | Colorado..... | W | 96 | 82 |
| A | 3/3 | Kansas State..... | L | 57 | 80 |

Big Eight Tournament^A
N 3/9 Oklahoma (1)..... L 65 78
^AKansas City, Mo.
Season Notes: NU's top scorer the previous year, Beau Reid sustained a preseason knee injury that limited him for much of the season...Rich King, Clifford Scales, Carl Hayes earned honorable-mention All-Big Eight honors... King set the school career blocks record at 115.

1990-91

Overall Record: 26-8

Conference: 9-5 in Big Eight (3rd)

Home: 14-1 (6-1) Away: 12-7 (3-4)

Coach: Danny Nee

| | | | | | |
|--------------------|-------|----------------------------|---|-----|----|
| San Juan Shootout* | | | | | |
| N | 11/23 | Saint Louis*..... | W | 107 | 79 |
| N | 11/24 | Illinois*..... | W | 100 | 73 |
| N | 11/25 | Murray State*..... | L | 79 | 81 |
| H | 11/28 | Michigan State (5)..... | W | 71 | 69 |
| A | 12/3 | Eastern Illinois..... | W | 94 | 64 |
| H | 12/6 | Creighton..... | W | 97 | 63 |
| H | 12/8 | Toledo..... | W | 105 | 68 |
| A | 12/11 | Wisconsin..... | W | 75 | 63 |
| Ameritas Classic** | | | | | |
| H | 12/14 | Tennessee Tech**..... | W | 113 | 92 |
| H | 12/15 | Bowling Green**..... | W | 99 | 85 |
| H | 12/22 | 22/Miami (Ohio)..... | W | 88 | 73 |
| H | 12/28 | 22/Idaho..... | W | 85 | 65 |
| A | 12/30 | 22/The Citadel..... | W | 94 | 80 |
| A | 1/2 | 19/UW-Green Bay..... | W | 70 | 63 |
| A | 1/5 | 19/Kansas State..... | W | 74 | 69 |
| A | 1/9 | 18/UMKC..... | W | 97 | 78 |
| H | 1/12 | 18/Iowa State..... | W | 97 | 87 |
| A | 1/22 | 14/Colorado..... | L | 69 | 86 |
| A | 1/26 | 14/Oklahoma (13)..... | W | 111 | 99 |
| H | 1/30 | 11/Missouri..... | W | 89 | 75 |
| H | 2/2 | 11/Oklahoma State..... | L | 68 | 81 |
| A | 2/5 | 15/Kansas (18)..... | L | 77 | 85 |
| H | 2/9 | 15/Colorado..... | W | 86 | 72 |
| A | 2/13 | 17/Iowa State..... | W | 65 | 57 |
| H | 2/16 | 17/Oklahoma..... | W | 105 | 93 |
| H | 2/18 | 17/Northern Illinois..... | W | 82 | 73 |
| A | 2/20 | 14/Missouri..... | L | 71 | 91 |
| H | 2/23 | 14/Kansas State..... | W | 85 | 78 |
| A | 2/27 | 15/Oklahoma State (12).... | L | 69 | 80 |
| H | 3/3 | 15/Kansas (10)..... | W | 85 | 75 |

| | | | | | |
|-----------------------------------|------|-----------------------|---|-----|-----|
| Big Eight Tournament ^A | | | | | |
| N | 3/8 | 13/Oklahoma (OT)..... | W | 117 | 113 |
| N | 3/9 | 13/Kansas (12)..... | W | 87 | 83 |
| N | 3/10 | 13/Missouri..... | L | 82 | 90 |
| NCAA Tournament*** | | | | | |
| N | 3/14 | 11/Xavier..... | L | 84 | 89 |

*San Juan, Puerto Rico; ***Minneapolis, Minn.; ^AKansas City, Mo.
Season Notes: After three straight seventh-place Big Eight finishes, Nebraska won a school-record 26 games (against eight losses) and made school's second-ever NCAA Tournament appearance...Huskers held a national ranking for a school-record 14 straight weeks, finished with highest rankings ever of No. 9 by UPI and No. 11 by AP...NU finished third in Big Eight race after being tabbed eighth in preseason poll of league media and made its first-ever appearance in the league's postseason tournament title game...Cornhuskers had school-record tying 14-game win string from late November through late January...Rich King was second-team All-Big Eight pick, finished career with fourth-highest point total in school history (1,475) and would go on to become NU's first-ever NBA first-round draft pick (14th pick, Seattle SuperSonics).

1991-92

Overall Record: 19-10

Conference: 7-7 in Big Eight (5th)

Home: 14-2 (5-2) Away: 5-8 (2-5)

Coach: Danny Nee

| | | | | | |
|-------------------|-------|---------------------------|---|-----|-----|
| H | 11/23 | Sam Houston State..... | W | 91 | 42 |
| H | 11/25 | Southern California..... | W | 93 | 84 |
| A | 11/30 | Southern Utah..... | W | 106 | 101 |
| H | 12/2 | The Citadel..... | W | 84 | 61 |
| A | 12/4 | Michigan State (22)..... | L | 78 | 101 |
| A | 12/7 | Creighton..... | W | 90 | 85 |
| H | 12/11 | Wisconsin..... | W | 86 | 67 |
| Ameritas Classic* | | | | | |
| H | 12/20 | Texas A&M*..... | W | 91 | 68 |
| H | 12/21 | Eastern Washington*..... | W | 102 | 67 |
| H | 12/30 | UW-Green Bay..... | W | 76 | 68 |
| A | 1/2 | Toledo..... | W | 57 | 52 |
| H | 1/4 | Eastern Illinois..... | W | 81 | 68 |
| A | 1/11 | Colorado..... | W | 84 | 74 |
| H | 1/18 | Missouri (13)..... | L | 73 | 83 |
| H | 1/20 | UMKC..... | W | 74 | 71 |
| A | 1/25 | Kansas (5)..... | L | 78 | 103 |
| H | 1/28 | Oklahoma (18)..... | L | 76 | 79 |
| H | 2/1 | Iowa State..... | W | 68 | 63 |
| H | 2/5 | Oklahoma State (2)..... | W | 85 | 69 |
| A | 2/8 | Kansas State..... | L | 66 | 70 |
| A | 2/17 | Missouri (9)..... | L | 61 | 87 |
| H | 2/19 | Kansas (OT, 3)..... | W | 81 | 79 |
| A | 2/22 | Iowa State (23)..... | W | 80 | 70 |
| A | 2/26 | 25/Oklahoma St. (14)..... | L | 51 | 72 |
| H | 2/29 | 25/Colorado..... | W | 84 | 70 |
| H | 3/4 | Kansas State..... | W | 91 | 62 |
| A | 3/7 | Oklahoma..... | L | 97 | 106 |

Big Eight Tournament^A
N 3/13 Oklahoma (24)..... L 85 107
NCAA Tournament
N 3/19 Connecticut**..... L 65 86
**Cincinnati, Ohio; ^AKansas City, Mo.
Season Notes: Nebraska made back-to-back NCAA Tournament appearances for the first time ever...picked to finish sixth in a preseason poll of Big Eight media, the Huskers were fifth at 7-7...Huskers' appearance at No. 25 in the Feb. 24 AP poll marked first time NU had been rated in consecutive years...eight of 10 losses were to nationally ranked opponents and all 10 were to postseason tournament teams...two biggest wins of the season came in February, an 86-65 decision over 20-0 and No. 2 Oklahoma State and an 81-79 overtime victory over No. 3 Kansas two weeks later...Jamar Johnson was second-team All-Big Eight pick...Derrick Chandler broke NU single-season record for blocked shots and finished year with second-highest one-year total in Big Eight history (91).

1992-93

Overall Record: 20-11

Conference: 8-6 in Big Eight (t-2nd)

Home: 14-2 (5-2) Away: 6-9 (3-4)

Coach: Danny Nee

| | | | | | |
|-------------------|-------|-----------------------------|---|-----|-----|
| Ameritas Classic* | | | | | |
| H | 12/4 | 25/Colgate*..... | W | 108 | 76 |
| H | 12/5 | 25/Kent State*..... | W | 85 | 61 |
| H | 12/7 | 25/The Citadel..... | W | 86 | 46 |
| H | 12/10 | 25/Creighton..... | W | 100 | 83 |
| A | 12/12 | 25/Wichita State..... | W | 71 | 64 |
| H | 12/19 | 20/Appalachian St..... | W | 93 | 83 |
| H | 12/21 | 17/Texas-Arlington..... | W | 116 | 95 |
| A | 12/23 | 17/Southern California.... | L | 64 | 74 |
| Rainbow Classic** | | | | | |
| N | 12/28 | 20/Michigan** (6)..... | L | 73 | 88 |
| N | 12/29 | 20/Southwestern La.**... .. | L | 80 | 109 |
| N | 12/30 | 20/Fordham**..... | W | 79 | 55 |
| H | 1/2 | 20/Eastern Illinois..... | W | 70 | 54 |
| H | 1/5 | Southern Utah..... | W | 100 | 85 |
| A | 1/9 | UMKC..... | W | 66 | 65 |
| A | 1/14 | Oklahoma (10)..... | L | 89 | 102 |
| A | 1/16 | Oklahoma State..... | L | 73 | 78 |
| H | 1/20 | Sacramento State..... | W | 86 | 70 |
| H | 1/23 | Kansas State..... | L | 64 | 66 |
| A | 1/25 | Colorado..... | W | 82 | 67 |
| H | 1/30 | Missouri (OT)..... | W | 88 | 87 |
| A | 2/3 | Iowa State..... | L | 69 | 96 |
| H | 2/7 | Kansas (3)..... | W | 68 | 64 |
| A | 2/13 | Kansas State (23)..... | W | 80 | 59 |



The tallest player in school history at 7-2, Rich King was a first-round draft pick of the Seattle SuperSonics. King finished his career as Nebraska's single-season and career record holder in blocked shots.

| | | | | | | |
|---|------|----------------|-------|---|----|----|
| H | 2/15 | Oklahoma State | | L | 63 | 73 |
| A | 2/21 | Missouri | | W | 76 | 75 |
| H | 2/24 | Colorado | | W | 76 | 67 |
| H | 2/27 | Iowa State | | W | 91 | 87 |
| A | 3/3 | Kansas (8) | | L | 83 | 94 |
| H | 3/7 | Oklahoma | | W | 94 | 83 |

| | | | | | | |
|-----------------------------------|------|--------------------------|-------|---|----|----|
| Big Eight Tournament [^] | | | | | | |
| N | 3/12 | Kansas State | | L | 45 | 47 |
| NCAA Tournament | | | | | | |
| N | 3/19 | New Mexico State*** (24) | | L | 79 | 93 |

Honolulu, Hawaii; *Syracuse, N.Y.; ^Kansas City, Mo.
Season Notes: For third straight season, Nebraska earns an NCAA Tournament invite...second time in three seasons that Cornhuskers won 20 games...Nee becomes first person in NU history to coach three 20-game winners...Eric Piatkowski earned first-team All-Big Eight honors, the first Husker honored since Dave Hoppen earned the last of three straight awards in 1985-86... Piatkowski became 16th player in school history to reach the 1,000-point plateau...Nebraska began year ranked 25th in AP poll, was ranked in six of first seven polls before falling out...Huskers' 21-point win at Manhattan, Kan., was their largest on the road in conference play since the 1931-32 season.

1993-94

| | | | | | | |
|------------------------------------|-------|-------------------|-------|---|----|----|
| Overall Record: 20-10 | | | | | | |
| Conference: 7-7 in Big Eight (4th) | | | | | | |
| Home: 13-3 (5-2) Away: 7-7 (2-5) | | | | | | |
| Coach: Danny Nee | | | | | | |
| H | 11/27 | Texas-San Antonio | | W | 96 | 85 |
| H | 11/28 | Texas | | L | 75 | 78 |
| A | 12/1 | Appalachian State | | L | 82 | 91 |

| | | | | | | |
|-------------------|-------|---------------------|-------|---|-----|-----|
| Ameritas Classic* | | | | | | |
| H | 12/3 | Ohio* | | W | 94 | 68 |
| H | 12/4 | Portland* | | W | 111 | 85 |
| A | 12/9 | Creighton | | W | 67 | 53 |
| H | 12/11 | Wichita State | | W | 94 | 72 |
| A | 12/18 | Michigan State | | W | 85 | 81 |
| H | 12/20 | Florida A&M | | W | 86 | 61 |
| H | 12/31 | Northern Iowa | | W | 70 | 63 |
| A | 1/3 | Iowa State | | W | 78 | 72 |
| H | 1/5 | Southern Utah | | W | 89 | 85 |
| H | 1/8 | Colorado | | W | 106 | 67 |
| H | 1/15 | UMKC | | W | 92 | 71 |
| A | 1/19 | Colorado | | L | 81 | 86 |
| H | 1/24 | Missouri (24) | | L | 73 | 89 |
| H | 1/29 | Oklahoma | | L | 76 | 79 |
| A | 2/6 | Kansas (3) | | L | 87 | 94 |
| A | 2/9 | Kansas State | | W | 76 | 68 |
| H | 2/12 | Iowa State | | W | 102 | 96 |
| A | 2/14 | Oklahoma (OT) | | L | 111 | 115 |
| A | 2/19 | Oklahoma State | | L | 80 | 98 |
| H | 2/23 | Kansas (10) | | W | 96 | 87 |
| H | 2/26 | Kansas State | | W | 86 | 77 |
| H | 3/2 | Oklahoma State (21) | | W | 89 | 81 |
| A | 3/5 | Missouri (6) | | L | 78 | 80 |

| | | | | | | |
|-----------------------------------|------|---------------------|-------|---|-----|----|
| Big Eight Tournament [^] | | | | | | |
| N | 3/11 | Oklahoma | | W | 105 | 88 |
| N | 3/12 | Missouri (3) | | W | 98 | 91 |
| N | 3/13 | Oklahoma State (23) | | W | 77 | 68 |

| | | | | | | |
|-----------------|------|-------------------|-------|---|----|----|
| NCAA Tournament | | | | | | |
| N | 3/17 | 22/Pennsylvania** | | L | 80 | 90 |

**Long Island, N.Y.; ^Kansas City, Mo.
Season Notes: For first time in school history, NU recorded back-to-back 20-win seasons, as Huskers finished 20-10 overall en route to a fourth straight NCAA Tournament appearance...after 1-2 start, NU ran off 11-straight wins, a streak highlighted by road wins at Michigan State and Iowa State (snapped Cyclones' 22-game homecourt win streak)...Huskers were 4-6 in Big Eight with four games to play, but rallied to win three of their last four, then went on to capture first-ever Phillips 66 Big Eight Tournament title...Eric Piatkowski earned first-team All-Big Eight honors for second straight season, averaged 21.5 points and finished his career as No. 2 scorer in school history with 1,817 points...Bruce Chubick earned first-team Phillips 66 Academic All-Big Eight honors for third straight season...NU was ranked 22nd in final AP poll, marking fourth straight season it appeared in the rankings, and only third time in school history it had been ranked in season-ending poll.

1994-95

| | | | | | | |
|-------------------------------------|--|--|--|--|--|--|
| Overall Record: 18-14 | | | | | | |
| Conference: 4-10 in Big Eight (7th) | | | | | | |
| Home: 11-6 (2-5) Away: 7-8 (2-5) | | | | | | |
| Coach: Danny Nee | | | | | | |
| San Juan Shootout [^] | | | | | | |

| | | | | | | |
|---|-------|----------------------------------|-------|---|----|----|
| N | 11/25 | Northeast Louisiana [^] | | W | 99 | 77 |
| N | 11/26 | Virginia Tech [^] | | L | 81 | 87 |
| N | 11/27 | Coll. of Charleston [^] | | W | 74 | 72 |

| | | | | | | |
|-------------------|-------|-----------------------|-------|---|-----|-----|
| Ameritas Classic* | | | | | | |
| H | 12/2 | Morehead State* | | W | 96 | 55 |
| H | 12/3 | Idaho State* | | W | 98 | 72 |
| H | 12/7 | Creighton | | W | 85 | 57 |
| H | 12/10 | Michigan St. (15, OT) | | W | 96 | 91 |
| H | 12/17 | Western Illinois | | W | 69 | 62 |
| H | 12/21 | Northeastern Illinois | | W | 101 | 60 |
| A | 12/22 | Northern Iowa (OT) | | W | 95 | 88 |
| H | 12/29 | 23/Delaware State | | W | 94 | 52 |
| H | 12/31 | 23/Appalachian St. | | W | 108 | 71 |
| A | 1/4 | 19/Texas | | L | 74 | 102 |
| H | 1/7 | 19/Missouri | | L | 74 | 82 |
| A | 1/9 | Long Beach State | | W | 82 | 71 |
| H | 1/12 | Kansas State | | W | 78 | 56 |
| A | 1/18 | UMKC | | W | 63 | 60 |
| A | 1/23 | Kansas (7) | | L | 67 | 84 |
| A | 1/28 | Oklahoma (25) | | L | 72 | 82 |
| H | 2/1 | Oklahoma State | | L | 65 | 82 |
| H | 2/5 | Oklahoma (24) | | W | 71 | 59 |
| A | 2/8 | Colorado | | W | 100 | 86 |
| A | 2/11 | Iowa State (19, OT) | | L | 69 | 72 |
| H | 2/14 | Kansas (3) | | L | 68 | 91 |
| A | 2/18 | Oklahoma State (22) | | L | 53 | 93 |
| A | 2/22 | Missouri (14) | | W | 78 | 75 |
| H | 2/25 | Colorado | | L | 74 | 80 |
| A | 3/1 | Kansas State | | L | 73 | 75 |
| H | 3/5 | Iowa State (24) | | L | 77 | 79 |

| | | | | | | |
|-----------------------------------|------|---------------------|-------|---|----|----|
| Big Eight Tournament [%] | | | | | | |
| N | 3/10 | Oklahoma State (19) | | L | 48 | 68 |
| National Invitation Tournament | | | | | | |
| H | 3/16 | Georgia | | W | 69 | 61 |
| H | 3/21 | Penn State | | L | 59 | 65 |

[^]San Juan Shootout, San Juan, P.R.; [%]Kansas City, Mo.
Season Notes: Nebraska reached the second round of the NIT in its fifth straight postseason appearance...Huskers climbed as high as 18th (CNN/USA Today) and 19th (AP) in the national polls...Jaron Boone earned second-team All-Big Eight honors and set then-single-season school records for 3-point field goals and 3-point attempts... Erick Strickland, a Big Eight All-Defensive team member, established then-school record for steals in a season (89)...Nebraska won 18 games for only the 15th time and the sixth time under Danny Nee.

1995-96

| | | | | | | |
|--------------------------------------|--|--|--|--|--|--|
| Overall Record: 21-14 | | | | | | |
| Conference: 4-10 in Big Eight (7th) | | | | | | |
| Home: 11-5 (3-4) Away: 10-9 (1-6) | | | | | | |
| Coach: Danny Nee | | | | | | |
| Big Island Invitational [^] | | | | | | |

| | | | | | | |
|---|-------|--------------------------|-------|---|-----|-----|
| N | 11/24 | Toledo [^] | | W | 72 | 59 |
| N | 11/25 | Oregon [^] (OT) | | W | 114 | 106 |
| N | 11/26 | Minnesota [^] | | W | 96 | 85 |

| | | | | | | |
|-------------------|-------|--------------------|-------|---|-----|-----|
| Ameritas Classic* | | | | | | |
| H | 12/1 | Georgia Southern* | | W | 82 | 59 |
| H | 12/2 | Grambling State* | | W | 96 | 80 |
| A | 12/6 | Creighton | | W | 88 | 67 |
| A | 12/9 | Minnesota | | L | 80 | 91 |
| H | 12/16 | Northern Iowa | | L | 104 | 109 |
| H | 12/18 | Northeast Illinois | | W | 94 | 76 |
| H | 12/20 | Delaware State | | W | 88 | 41 |

| | | | | | | |
|-------------------------------|-------|----------------------|-------|---|-----|-----|
| Far West Classic [%] | | | | | | |
| N | 12/29 | Oregon [%] | | W | 99 | 76 |
| N | 12/30 | Mississippi St. (17) | | L | 66 | 69 |
| H | 1/3 | Texas (23) | | W | 85 | 69 |
| H | 1/6 | Long Beach State | | W | 69 | 68 |
| H | 1/10 | Colorado | | W | 79 | 74 |
| A | 1/13 | Oklahoma (30T) | | L | 100 | 117 |
| H | 1/17 | UMKC | | W | 87 | 69 |
| A | 1/20 | Oklahoma State | | W | 66 | 57 |
| H | 1/24 | Missouri | | W | 76 | 58 |
| H | 1/28 | Kansas (3) | | L | 73 | 88 |
| A | 1/31 | Kansas State | | L | 68 | 77 |
| H | 2/3 | Iowa State | | L | 65 | 75 |



The Huskers made a school-record four straight NCAA Tournament appearances from 1991 to 1994.



Andre Smith (left) was named the Big Eight Player of the Year in 1981 and earned honorable-mention All-America honors in each of his final two seasons at Nebraska. Venson Hamilton (right) earned Big 12 Player-of-the-Year honors, averaging 15.7 points and 10.2 rebounds per game in 1998-99. Hamilton holds NU career marks for rebounds (1,080) and blocked shots (241).

Led by All-Big 12 selection Tyronn Lue, the 1997-98 Huskers went 20-12 and posted its best conference record since the 1991-92 season.

| | | | | | |
|--|------|-----------------------|---|----|----|
| A | 2/7 | Missouri..... | L | 98 | 99 |
| A | 2/10 | Iowa State (21)..... | L | 59 | 74 |
| H | 2/17 | Oklahoma State..... | L | 57 | 72 |
| A | 2/19 | Kansas (5)..... | L | 71 | 81 |
| H | 2/25 | Oklahoma (OT)..... | L | 76 | 80 |
| A | 2/28 | Colorado..... | L | 64 | 78 |
| H | 3/3 | Kansas State..... | W | 70 | 66 |
| Big Eight Tournament* | | | | | |
| N | 3/8 | Iowa State (23)..... | L | 60 | 62 |
| National Invitation Tournament | | | | | |
| A | 3/14 | Colorado State..... | W | 91 | 83 |
| H | 3/19 | Washington State..... | W | 82 | 73 |
| A | 3/22 | Fresno State..... | W | 83 | 71 |
| NY | 3/26 | Tulane#..... | W | 90 | 78 |
| NY | 3/28 | St. Joseph's#..... | W | 60 | 56 |
| *Hilo, Hawaii; # Lincoln, Neb. % Far West Classic, Portland, Ore.; ^Kansas City, Mo. | | | | | |
| Season Notes: The Huskers captured the NIT title, Nebraska's first national tournament title of any kind...1995-96 marked the end of NU's five-year stretch being ranked in the national polls at least one week during the season...Erick Strickland earned second-team All-Big Eight honors, was named to the Big Eight All-Defensive team and was the NIT Most Valuable Player...Tyronn Lue was a first-team Big Eight All-Freshman selection and was named to the NIT All-Star team. | | | | | |

| | | | | | |
|--|------|--------------------------|---|----|----|
| H | 2/16 | Texas..... | W | 79 | 67 |
| A | 2/19 | Baylor..... | L | 60 | 71 |
| A | 2/22 | Iowa State (7) (OT)..... | W | 74 | 69 |
| H | 2/26 | Oklahoma State..... | W | 77 | 68 |
| H | 3/2 | Kansas (1)..... | L | 65 | 85 |
| Phillips 66 Big 12 Tournament* | | | | | |
| N | 3/6 | Missouri#..... | L | 72 | 78 |
| National Invitation Tournament | | | | | |
| H | 3/12 | Washington..... | W | 67 | 63 |
| A | 3/18 | Nevada..... | W | 78 | 68 |
| A | 3/21 | Connecticut..... | L | 67 | 76 |
| * Ameritas Classic, Lincoln, Neb.; @ Puerto Rico Holiday Classic, Bayamon, P.R.; ^ Kansas City, Mo.; & Texas Tech later forfeited game | | | | | |
| Season Notes: Nebraska won 18 or more games for the seventh straight year and reached postseason play for the seventh straight year...the Huskers defeated a ranked team for the seventh straight season with wins over Colorado and Iowa State...NU appeared in the NIT for the third consecutive season...Mikki Moore became NU's all-time blocked shot leader...Tyronn Lue earned second-team All-Big 12 honors...Cookie Belcher was a first-team All-Big 12 Rookie selection...NU was 13-3 at home, losing only to Kansas, Iowa State and Minnesota, three teams that advanced to the NCAA Sweet 16. | | | | | |

| | | | | | |
|---|------|---------------------|---|----|----|
| H | 2/18 | Missouri (OT)..... | W | 67 | 66 |
| A | 2/21 | Colorado..... | W | 79 | 71 |
| H | 2/25 | Texas Tech..... | W | 82 | 65 |
| A | 2/28 | Iowa State..... | W | 70 | 62 |
| Phillips 66 Big 12 Tournament* | | | | | |
| N | 3/6 | Baylor..... | W | 65 | 46 |
| N | 3/7 | Kansas (4)..... | L | 59 | 91 |
| NCAA Tournament | | | | | |
| N | 3/12 | Arkansas (17)%..... | L | 65 | 74 |
| * Ameritas Classic, Lincoln, Neb.; @ Rainbow Classic, Honolulu, Hawaii; % NCAA Tournament, Boise, Idaho; ^Kansas City, Mo. | | | | | |
| Season Notes: Nebraska's school record of consecutive postseason appearances reached eight seasons...Nebraska won 20 games for the fifth time in eight seasons and the sixth time under Danny Nee...NU made its first NCAA Tournament appearance since 1994, but failed to pick up its first NCAA win...Nebraska posted seven consecutive wins against league foes for the first time in 20 seasons...NU's 10-6 league record was its best since a 9-5 Big Eight mark in 1990-91...Tyronn Lue was a first-team All-Big 12 choice and became NU's 19th, 1,000-point scorer and was a first-round NBA draft choice...Venson Hamilton broke the single-season rebounding record. | | | | | |

| | | | | | |
|--|------|-------------------|---|----|-----|
| A | 2/20 | Texas Tech..... | L | 68 | 73 |
| A | 2/24 | Kansas State..... | L | 45 | 62 |
| H | 2/27 | Texas A&M..... | W | 87 | 68 |
| Phillips 66 Big 12 Tournament* | | | | | |
| N | 3/4 | Texas Tech..... | W | 69 | 50 |
| N | 3/5 | Kansas..... | L | 53 | 77 |
| National Invitation Tournament | | | | | |
| H | 3/10 | UNLV..... | W | 68 | 55 |
| A | 3/15 | TCU..... | L | 89 | 101 |
| * Top of the World Classic, Fairbanks, Alaska; ** Lincoln, Neb. ^Kansas City, Mo. | | | | | |
| Season Notes: Nebraska's school record of consecutive postseason appearances reached nine seasons...Nebraska won 20 games for the sixth time in nine seasons, the seventh time under Danny Nee...senior center Venson Hamilton was named first-team All-Big 12, the Big 12 Player of the Year and an honorable-mention All-American...Hamilton also became NU's all-time leader in rebounding, blocked shots and games played and joined NU's 1,000-point club...junior guard Cookie Belcher broke the NU single-game, season and career steals record and was a third-team All-Big 12 pick...NU swept Kansas for the first time since 1983 and also won at Lawrence for the first time since the same season...NU won 10 conference games for the second straight season and posted four straight wins against nationally ranked opponents for the first time ever. | | | | | |

1996-97

| | | | | | |
|-----------------------------------|-------|------------------------|---|----|----|
| Overall Record: 18-15 | | | | | |
| Conference: 7-9 in Big 12 (7th) | | | | | |
| Home: 13-3 (6-2) Away: 5-12 (1-7) | | | | | |
| Coach: Danny Nee | | | | | |
| A | 11/23 | Texas (17) (OT)..... | L | 81 | 83 |
| H | 11/26 | Weber State..... | W | 83 | 66 |
| H | 11/30 | Oregon State..... | W | 75 | 67 |
| H | 12/3 | Texas-San Antonio..... | W | 79 | 76 |
| Ameritas Classic* | | | | | |
| H | 12/6 | Coppin State*..... | W | 88 | 72 |
| H | 12/7 | Bowling Green*..... | W | 73 | 68 |
| A | 12/11 | UMKC..... | W | 76 | 64 |
| H | 12/21 | Minnesota (16)..... | L | 56 | 70 |
| Puerto Rico Holiday Classic@ | | | | | |
| N | 12/30 | Old Dominion@..... | W | 72 | 66 |
| N | 12/31 | Cincinnati (6)@..... | L | 73 | 84 |
| N | 1/1 | Bowling Green @..... | L | 55 | 58 |
| A | 1/4 | Colorado..... | L | 73 | 79 |
| H | 1/8 | Creighton..... | W | 71 | 52 |
| H | 1/11 | Texas A&M..... | W | 74 | 72 |
| H | 1/15 | Kansas State (OT)..... | W | 87 | 77 |
| H | 1/18 | Missouri..... | W | 76 | 53 |
| A | 1/22 | Missouri..... | L | 74 | 75 |
| A | 1/25 | Oklahoma..... | L | 77 | 84 |
| H | 1/29 | Iowa State (11)..... | L | 67 | 77 |
| A | 2/1 | Kansas (1) (OT)..... | L | 77 | 82 |
| H | 2/5 | Colorado (15)..... | W | 77 | 69 |
| A | 2/8 | & Texas Tech (23)..... | L | 74 | 87 |
| A | 2/10 | Kansas State..... | L | 53 | 61 |
| A | 2/13 | Northern Iowa..... | W | 77 | 69 |

1997-98

| | | | | | |
|-----------------------------------|-------|------------------------|---|----|-----|
| Overall Record: 20-12 | | | | | |
| Conference: 10-6 in Big 12 (4th) | | | | | |
| Home: 13-2 (6-2) Away: 7-10 (4-4) | | | | | |
| Coach: Danny Nee | | | | | |
| H | 11/16 | UNC Greensboro..... | W | 75 | 51 |
| H | 11/19 | Western Illinois..... | W | 86 | 57 |
| H | 11/22 | New Orleans..... | W | 81 | 66 |
| H | 11/25 | Colorado State..... | W | 64 | 57 |
| H | 11/29 | Texas-San Antonio..... | W | 68 | 59 |
| A | 12/1 | Tulsa..... | L | 68 | 85 |
| Ameritas Classic* | | | | | |
| H | 12/5 | UNC Wilmington*..... | W | 85 | 68 |
| H | 12/6 | Grambling State*..... | W | 85 | 48 |
| A | 12/10 | Creighton..... | L | 73 | 84 |
| A | 12/13 | Minnesota..... | W | 70 | 66 |
| Rainbow Classic@ | | | | | |
| N | 12/27 | Virginia@..... | W | 80 | 65 |
| A | 12/29 | Hawaii@..... | L | 62 | 87 |
| N | 12/30 | Vanderbilt@..... | L | 69 | 80 |
| A | 1/3 | Kansas (2)..... | L | 76 | 96 |
| A | 1/7 | Oklahoma State..... | W | 67 | 62 |
| H | 1/11 | Colorado..... | W | 87 | 72 |
| H | 1/18 | Oklahoma..... | W | 53 | 43 |
| A | 1/21 | Texas..... | L | 91 | 105 |
| H | 1/24 | Iowa State..... | W | 63 | 49 |
| A | 1/28 | Kansas State..... | L | 49 | 72 |
| H | 2/1 | Kansas (5)..... | L | 71 | 82 |
| A | 2/4 | Missouri (OT)..... | L | 76 | 81 |
| H | 2/7 | Kansas State..... | L | 63 | 69 |
| A | 2/11 | Texas A&M..... | W | 75 | 58 |
| H | 2/14 | Baylor..... | W | 66 | 55 |

1998-99

| | | | | | |
|------------------------------------|-------|-------------------------|---|----|----|
| Overall Record: 20-13 | | | | | |
| Conference: 10-6 in Big 12 (t-5th) | | | | | |
| Home: 12-4 (6-2) Away: 8-9 (4-4) | | | | | |
| Coach: Danny Nee | | | | | |
| H | 11/14 | UNC Greensboro..... | W | 79 | 59 |
| N | 11/19 | Villanova*..... | L | 60 | 75 |
| N | 11/21 | Washington State*..... | W | 95 | 84 |
| N | 11/22 | Wisconsin*..... | L | 41 | 78 |
| H | 11/28 | North Carolina A&T..... | W | 65 | 47 |
| H | 12/1 | Tulsa..... | L | 49 | 52 |
| Ameritas Classic** | | | | | |
| H | 12/4 | SW Texas State**..... | W | 63 | 54 |
| H | 12/5 | Colgate**..... | W | 60 | 48 |
| H | 12/9 | Creighton..... | W | 76 | 60 |
| A | 12/12 | Colorado State..... | L | 49 | 75 |
| H | 12/19 | Minnesota (17)..... | L | 51 | 55 |
| A | 12/27 | San Francisco..... | W | 62 | 52 |
| A | 12/30 | UMKC..... | W | 81 | 65 |
| A | 1/2 | Missouri..... | L | 57 | 80 |
| H | 1/10 | Texas..... | L | 76 | 89 |
| H | 1/13 | Kansas State..... | W | 70 | 61 |
| A | 1/16 | Baylor..... | W | 68 | 55 |
| A | 1/20 | Oklahoma (25)..... | W | 96 | 81 |
| H | 1/23 | Colorado..... | W | 72 | 55 |
| H | 1/27 | Kansas (20)..... | W | 84 | 69 |
| A | 1/30 | Iowa State..... | L | 47 | 52 |
| A | 2/3 | Colorado..... | W | 57 | 52 |
| H | 2/6 | Missouri (24)..... | W | 69 | 61 |
| A | 2/10 | Kansas (24)..... | W | 64 | 59 |
| H | 2/13 | Iowa State..... | W | 59 | 57 |
| H | 2/17 | Oklahoma State..... | L | 48 | 60 |



| | | | | | |
|---|------|-------------------------|---|----|----|
| H | 2/14 | Oklahoma (20)..... | L | 54 | 62 |
| A | 2/19 | Oklahoma State (8)..... | L | 55 | 94 |
| H | 2/23 | Kansas (23)..... | L | 58 | 83 |
| H | 2/26 | Colorado..... | W | 69 | 64 |
| A | 3/1 | Missouri..... | L | 72 | 86 |
| A | 3/4 | Texas A&M (OT)..... | L | 76 | 83 |

Phillips 66 Big 12 Tournament*
N 3/9 Baylor..... L 55 63

*Hoop and Quill Classic, St. Charles, Mo.; **Lincoln, Neb.; ***Las Vegas Showdown, Las Vegas, Nev. ^Kansas City, Mo.

Season Notes: Danny Nee established a new school record for coaching victories with 254...NU tied the school record for losses with 19 and did not win a game on an opponent's home court for the first time since 1960...Kimani Ffriend earned second-team All-Big 12 honors, and Larry Florence and Steffon Bradford were honorable-mention picks.

2000-01

Overall Record: 14-16
Conference: 7-9 in Big 12 (7th)
Home: 8-6 (5-3) Away: 6-10 (2-6)
Coach: Barry Collier

| | | | | | |
|---|-------|-----------------------|---|----|----|
| A | 11/18 | Oral Roberts..... | L | 83 | 87 |
| H | 11/21 | Eastern Illinois..... | W | 85 | 71 |
| H | 11/27 | Winthrop..... | W | 65 | 44 |
| A | 12/2 | Pittsburgh..... | L | 51 | 52 |

Husker Classic#
H 12/8 UMKC#..... L 71 82

H 12/9 Alaska-Fairbanks#..... W 84 55

FedEx Orange Bowl Classic%
N 12/16 Miami%..... W 72 64

San Juan Shootout*
N 12/20 Iona^..... W 81 80

N 12/21 Kent State^..... W 69 68

N 12/22 Southern Methodist^..... W 72 70

A 12/28 Minnesota (OT)..... L 70 74

H 12/30 Murray State..... L 71 79

H 1/2 Creighton..... L 51 62

A 1/6 Missouri..... L 66 68

H 1/13 Texas (22)..... W 80 67

A 1/17 Kansas (5)..... L 62 84

H 1/20 Iowa State (23)..... L 59 60

H 1/24 Missouri..... W 85 79

A 1/27 Oklahoma (24)..... L 66 77

A 1/30 Kansas State..... W 63 61

H 2/3 Colorado..... L 57 60

H 2/7 Oklahoma State (OT)..... W 78 75

A 2/10 Baylor..... L 58 69

H 2/14 Kansas State..... W 82 56

A 2/17 Colorado (OT)..... W 87 82

A 2/21 Texas Tech..... L 64 65

H 2/25 Kansas (10)..... L 74 78

H 2/28 Texas A&M..... W 97 69

A 3/3 Iowa State (8)..... L 73 86

Phillips 66 Big 12 Tournament*
N 3/8 Kansas State..... L 58 62

#-Lincoln, Neb.; %-Miami, Fla.; ^-Carolina, P.R.

*Kansas City, Mo.

Season Notes: Barry Collier became the 25th head coach in school history when he took over the program...senior Cookie Belcher set the Big 12 record and finished third in NCAA history with 353 steals...Nebraska recorded a five-game winning streak in mid-December, while winning the San Juan Shootout title...Belcher ended his illustrious career by earning second-team All-Big 12 honors...Kimani Ffriend and Steffon Bradford were tabbed honorable-mention all-conference.

2001-02

Overall Record: 13-15
Conference: 6-10 in Big 12 (t-7th)
Home: 12-4 (5-3) Away: 1-11 (1-7)
Coach: Barry Collier

| | | | | | |
|---|-------|-------------------------|---|----|----|
| H | 11/20 | North Carolina A&T..... | W | 69 | 57 |
| H | 11/24 | Winthrop..... | W | 73 | 65 |
| H | 11/28 | Texas-San Antonio..... | W | 81 | 63 |
| H | 12/2 | Wofford..... | W | 65 | 46 |
| H | 12/5 | Western Illinois..... | W | 72 | 53 |
| H | 12/8 | Oral Roberts..... | W | 61 | 55 |
| A | 12/12 | Creighton..... | L | 70 | 76 |

| | | | | | |
|---|-------|--------------------------|---|----|----|
| H | 12/15 | Sam Houston State..... | L | 70 | 74 |
| A | 12/22 | Minnesota..... | L | 72 | 81 |
| A | 12/29 | Pacific..... | L | 52 | 75 |
| H | 1/2 | Savannah State..... | W | 66 | 47 |
| A | 1/5 | Missouri (17)..... | L | 53 | 60 |
| A | 1/9 | Kansas (1)..... | L | 57 | 96 |
| H | 1/12 | Colorado..... | W | 75 | 67 |
| H | 1/16 | Oklahoma (5)..... | L | 51 | 78 |
| A | 1/19 | Texas..... | L | 66 | 77 |
| A | 1/23 | Oklahoma State (11)..... | L | 63 | 70 |
| H | 1/26 | Iowa State (OT)..... | W | 86 | 84 |
| H | 1/30 | Texas Tech (20)..... | W | 80 | 69 |
| A | 2/5 | Colorado..... | L | 61 | 84 |
| H | 2/9 | Kansas State..... | W | 99 | 82 |
| H | 2/13 | Missouri..... | L | 71 | 87 |
| A | 2/16 | Iowa State..... | L | 79 | 85 |
| A | 2/20 | Texas A&M..... | W | 82 | 72 |
| H | 2/24 | Kansas (1)..... | L | 87 | 88 |
| H | 2/27 | Baylor..... | W | 75 | 55 |
| A | 3/2 | Kansas State..... | L | 58 | 67 |

Phillips 66 Big 12 Tournament*
N 3/7 Colorado..... L 60 67

*Kansas City, Mo.

Season Notes: Senior Cary Cochran set Nebraska career, season and single-game records for 3-pointers, and finished third in Big 12 history with 268...Cochran led the nation in free-throw percentage and finished second in NU single-season history...NU recorded six straight victories to open the season, and finished with a 12-4 mark at the Devaney Center...Cochran and senior John Robinson II were selected honorable-mention All-Big 12 (coaches)...Cochran and Brian Conklin were named to the academic All-Big 12 first-team, and Cochran was selected to the Verizon Academic All-District first-team.

2002-03

Overall Record: 11-19
Conference: 3-13 in Big 12 (12th)
Home: 9-6 (3-5) Away: 2-13 (0-8)
Coach: Barry Collier

Top of the World Classic!

| | | | | | |
|---|-------|------------------------|---|----|----|
| N | 11/21 | Centenary!..... | W | 68 | 45 |
| N | 11/23 | Alaska-Fairbanks!..... | L | 61 | 64 |
| N | 11/24 | Ball State!..... | L | 65 | 73 |
| H | 12/1 | Texas-San Antonio..... | W | 69 | 53 |
| A | 12/5 | South Florida..... | L | 60 | 65 |
| H | 12/8 | Minnesota (20)..... | W | 80 | 60 |
| H | 12/14 | IPFW..... | W | 63 | 46 |
| H | 12/21 | Creighton (20)..... | L | 73 | 81 |

ASU Hoops Classic#

N 12/27 UC Santa Barbara#..... W 60 57

A 12/28 Arizona State#..... L 63 75

H 12/31 Eastern Washington..... W 63 60

H 1/4 Denver (OT)..... W 79 75

H 1/7 Lipscomb..... W 70 60

A 1/11 Kansas (14)..... L 59 92

H 1/15 Texas A&M..... L 52 53

H 1/18 Colorado (OT)..... W 80 77

A 1/22 Kansas State..... L 53 77

A 1/25 Iowa State..... L 61 71

H 1/29 Missouri (25)..... L 56 63

H 2/1 Kansas (12)..... L 51 81

A 2/5 Texas Tech..... L 49 75

H 2/12 Oklahoma State (13)..... L 70 77

N 2/15 Texas (6)..... L 63 75

A 2/18 Missouri..... L 50 67

A 2/22 Baylor..... L 64 78

H 2/25 Kansas State..... W 68 61

H 3/1 Iowa State..... W 69 61

A 3/4 Oklahoma (5)..... L 51 76

A 3/8 Colorado..... L 69 84

Phillips 66 Big 12 Tournament@
N 3/13 Missouri..... L 61 70

!Fairbanks, Alaska; #Tempe, Ariz.; @Dallas, Texas

Season Notes: Nebraska finished the year 9-6 at the Devaney Center, its 27th straight home winning season, but lost a school-record tying 19 games on the year...Andrew Drevo and Nate Johnson earned honorable-mention All-Big 12 honors by AP and the league's head coaches, respectively...John Turek was named academic All-Big 12.

2003-04

Overall Record: 18-13
Conference: 6-10 in Big 12 (t-9th)
Home: 15-3 (5-3) Away: 3-10 (1-7)
Coach: Barry Collier

| | | | | | |
|---|-------|---------------------------|---|----|----|
| H | 11/22 | Fairleigh Dickinson..... | W | 80 | 64 |
| H | 11/29 | Eastern Michigan..... | W | 67 | 59 |
| H | 12/3 | Arizona State..... | W | 66 | 60 |
| H | 12/6 | South Florida..... | W | 75 | 52 |
| H | 12/8 | Delaware State..... | W | 68 | 39 |
| A | 12/10 | Creighton..... | L | 54 | 61 |
| H | 12/13 | Tennessee..... | W | 77 | 62 |
| H | 12/20 | Bethune-Cookman..... | W | 70 | 26 |
| H | 12/22 | Lipscomb..... | W | 75 | 52 |
| A | 12/29 | Minnesota..... | W | 77 | 60 |
| H | 1/6 | St. Francis (Pa.)..... | W | 93 | 49 |
| A | 1/10 | Iowa State..... | L | 74 | 89 |
| H | 1/14 | Colorado..... | L | 60 | 68 |
| A | 1/17 | Texas (18)..... | L | 61 | 63 |
| H | 1/21 | Baylor..... | W | 76 | 47 |
| A | 1/24 | Missouri..... | L | 51 | 72 |
| H | 2/1 | Oklahoma (25)..... | L | 50 | 52 |
| A | 2/4 | Kansas State..... | L | 61 | 78 |
| H | 2/7 | Missouri..... | W | 78 | 62 |
| A | 2/11 | Texas A&M..... | W | 83 | 77 |
| H | 2/15 | Kansas (12)..... | W | 74 | 55 |
| H | 2/18 | Kansas State..... | L | 58 | 63 |
| A | 2/21 | Oklahoma St. (7, OT)..... | L | 83 | 87 |
| H | 2/24 | Texas Tech (25)..... | W | 72 | 44 |
| H | 2/28 | Iowa State..... | W | 68 | 65 |
| A | 3/3 | Kansas (21)..... | L | 67 | 78 |
| A | 3/6 | Colorado..... | L | 75 | 78 |

Phillips 66 Big 12 Tournament&
N 3/11 Oklahoma..... L 59 63

National Invitation Tournament

A 3/16 Creighton..... W 71 70

H 3/19 Niagara..... W 78 70

A 3/22 Hawaii..... L 83 84

&Dallas, Texas

Season Notes: Nebraska picked up its first postseason berth in five years and first under Coach Barry Collier...the Huskers went 2-1 in the NIT...Nebraska finished with a 15-3 record at home, tying for the second-most home wins in Devaney Center history...Nate Johnson led the team in scoring (13.0) while picking up honorable-mention all-conference honors...Johnson finished as the second-highest scoring transfer in school history, only behind teammate Andrew Drevo...Brian Conklin set a Big 12 and school record by hitting 55.9 percent from 3-point range...The Huskers set the Big 12 mark for fewest points allowed in a contest (26) and in a half (12) against Bethune-Cookman.

2004-05

Overall Record: 14-14
Conference: 7-9 in Big 12 (t-8th)
Home: 10-6 (4-4) Away: 4-8 (3-5)
Coach: Barry Collier

| | | | | | |
|---|-------|--------------------------|---|----|----|
| H | 11/23 | Arkansas-Pine Bluff..... | W | 97 | 40 |
| H | 11/27 | Texas Southern..... | W | 78 | 58 |
| A | 12/2 | UAB..... | L | 66 | 80 |
| H | 12/6 | Morgan State..... | W | 64 | 34 |
| H | 12/8 | Minnesota..... | L | 48 | 57 |
| H | 12/11 | Creighton..... | L | 48 | 50 |
| H | 12/18 | North Carolina A&T..... | W | 71 | 49 |
| A | 12/21 | Marquette..... | L | 62 | 81 |
| A | 12/30 | Tennessee..... | W | 62 | 61 |
| H | 1/2 | Montana State..... | W | 78 | 45 |
| H | 1/8 | Kansas State (20T)..... | W | 95 | 85 |
| A | 1/12 | Colorado..... | W | 68 | 61 |
| H | 1/15 | Texas (10)..... | L | 53 | 63 |
| A | 1/19 | Kansas (2)..... | L | 57 | 59 |
| A | 1/22 | Missouri..... | L | 70 | 80 |
| H | 1/26 | Texas A&M..... | W | 77 | 67 |
| A | 1/29 | Texas Tech..... | L | 68 | 84 |
| H | 2/1 | Utah Valley State..... | W | 91 | 57 |
| H | 2/5 | Kansas (3)..... | L | 65 | 78 |
| H | 2/8 | Iowa State..... | L | 60 | 65 |
| A | 2/12 | Baylor..... | W | 74 | 63 |
| A | 2/16 | Oklahoma (21)..... | L | 60 | 83 |
| H | 2/19 | Missouri..... | L | 53 | 56 |
| H | 2/22 | Oklahoma State (4)..... | W | 74 | 67 |

| | | | | | |
|---|------|-------------------|---|----|----|
| A | 2/27 | Iowa State..... | W | 76 | 69 |
| H | 3/2 | Colorado..... | W | 70 | 55 |
| A | 3/5 | Kansas State..... | L | 53 | 73 |

Phillips 66 Big 12 Tournament#
N 3/10 Missouri..... L 67 70

#Kansas City, Mo.

Season Notes: Nebraska won at least 10 home games for the 23rd time in 29 years at the Devaney Center...the Huskers' biggest win of the season came at home against No. 4 Oklahoma State, NU's first win over a top-five program since 1994...freshman guard Joe McCray earned honorable-mention All-Big 12 honors from the coaches and AP after setting the freshman records for scoring average (15.5 ppg) at NU and 3-pointers (80) in the Big 12...freshman center Aleks Maric broke NU freshman record for rebounds (169)...five Huskers earned academic All-Big 12 honors, including Jake Muhleisen who was also named academic all-district.

2005-06

Overall Record: 19-14
Conference: 7-9 in Big 12 (6th)
Home: 14-5 (4-4) Away: 5-9 (3-5)
Coach: Barry Collier

John Thompson Foundation Basketball Challenge*

H 11/18 Longwood^..... W 80 65

H 11/19 Yale^..... W 73 64

H 11/20 Louisiana Tech^..... W 59 56

H 11/27 SE Missouri State..... W 69 54

H 11/30 Marquette..... W 84 74

H 12/3 UAB..... L 72 73

H 12/8 South Dakota State..... W 76 67

A 12/11 Creighton..... L 44 70

H 12/17 Chicago State..... W 76 65

H 12/19 North Carolina A&T..... W 107 57

H 12/21 Alabama A&M..... W 67 60

Micro PCS Orange Bowl Classic@

N 12/31 Florida State@..... L 60 74

H 1/3 Northern Colorado..... W 60 50

H 1/7 Oklahoma (12)..... W 59 58

A 1/11 Kansas State..... W 57 42

H 1/17 Iowa State..... L 75 88

A 1/21 Kansas..... L 54 96

A 1/25 Colorado..... L 59 81

H 1/28 Missouri..... W 65 52

A 1/31 Oklahoma State..... W 59 57

H 2/4 Baylor..... W 60 45

H 2/8 Kansas..... L 48 69

A 2/11 Texas (6)..... L 59 78

A 2/15 Iowa State..... W 73 63

H 2/18 Texas Tech..... L 64 70

H 2/22 Colorado..... W 93 77

A 2/25 Texas A&M..... L 55 66

H 3/1 Kansas State..... L 64 66

A 3/5 Missouri..... L 63 64

Phillips 66 Big 12 Tournament#
N 3/9 Missouri..... W 71 64

N 3/10 Oklahoma (22)..... W 69 63

N 3/11 Kansas (17)..... L 65 79

National Invitation Tournament

A 3/16 Hofstra..... L 62 73

^Lincoln, Neb.; @Sunrise, Fla.; #Dallas, Texas

2022-23 NEBRASKA BASKETBALL ALL-TIME RESULTS

| | | | | | | |
|--|-------|------------------|-------|---|----|----|
| A | 12/2 | Rutgers | | L | 73 | 75 |
| Pape Jam! | | | | | | |
| N | 12/9 | Oregon! | | L | 56 | 68 |
| H | 12/17 | Alabama A&M | | W | 82 | 55 |
| Rainbow Classic\$ | | | | | | |
| N | 12/20 | Wyoming\$ | | W | 73 | 58 |
| A | 12/22 | Hawaii\$ | | L | 72 | 81 |
| N | 12/23 | Houston\$ | | W | 70 | 57 |
| Micro PCS Orange Bowl Classic@ | | | | | | |
| N | 12/30 | Miami@ | | W | 82 | 67 |
| H | 1/3 | Savannah State | | W | 81 | 53 |
| H | 1/6 | Western Kentucky | | W | 82 | 71 |
| A | 1/10 | Iowa State | | L | 62 | 71 |
| A | 1/17 | Oklahoma | | L | 53 | 70 |
| H | 1/20 | Colorado | | W | 71 | 50 |
| H | 1/24 | Texas | | L | 61 | 62 |
| A | 1/27 | Kansas State | | L | 45 | 61 |
| H | 1/29 | Kansas (6) | | L | 56 | 76 |
| A | 2/3 | Missouri | | W | 66 | 61 |
| A | 2/6 | Texas Tech | | W | 61 | 59 |
| H | 2/10 | Texas A&M (6) | | L | 55 | 66 |
| H | 2/13 | Kansas State | | W | 74 | 63 |
| A | 2/17 | Kansas (9) | | L | 39 | 92 |
| A | 2/21 | Baylor | | L | 59 | 63 |
| H | 2/24 | Missouri (OT) | | W | 82 | 77 |
| H | 2/28 | Iowa State | | L | 63 | 69 |
| A | 3/3 | Colorado | | L | 69 | 73 |
| H | 3/5 | Oklahoma State | | W | 85 | 73 |
| Phillips 66 Big 12 Tournament* | | | | | | |
| N | 3/8 | Oklahoma State | | L | 39 | 54 |
| !Portland, Ore.; \$Honolulu, Hawaii; @Sunrise, Fla.; *Oklahoma City, Okla. | | | | | | |



Ade Dagunduro earned third-team All-Big 12 honors in 2009, and helped the Huskers to a pair of tournament bids in his career. Dagunduro played in the 2012 Olympics for Nigeria.

| | | | | | | |
|--------------------------------|------|------------------|-------|---|----|----|
| H | 3/9 | Colorado | | W | 68 | 49 |
| Phillips 66 Big 12 Tournament* | | | | | | |
| N | 3/13 | Missouri | | W | 61 | 56 |
| N | 3/14 | Kansas (5) | | L | 54 | 64 |
| National Invitation Tournament | | | | | | |
| H | 3/19 | Charlotte | | W | 67 | 48 |
| A | 3/24 | Mississippi (OT) | | L | 75 | 85 |

& at Qwest Center in Omaha *Kansas City, Mo.
Season Notes: Nebraska earned just the 12th 20-win season in program history and Coach Doc Sadler tied the record for a Husker mentor with 37 wins in his first two years combined...it was the 14th overall NIT appearance by Nebraska...senior center Aleks Maric who earned first-team All-Big 12 honors from the AP and second-team accolades from the coaches after averaging 15.7 points and 10.2 rebounds per game...Maric also earned first-team all-district honors from the coaches and the basketball writer's associations...Maric was only second player in school history to top 1,000 career rebounds, and tied the school single-season record with 335 boards... Maric was only the third player in the Big 12 era with at least 1,600 points and 1,000 rebounds in a career.

| | | | | | | |
|----------------------------------|-------|------------------------|-------|---|----|----|
| 2008-09 | | | | | | |
| Overall Record: 18-13 | | | | | | |
| Conference: 8-8 in Big 12 (8th) | | | | | | |
| Home: 14-4 (5-3) Away: 4-8 (3-5) | | | | | | |
| Coach: Doc Sadler | | | | | | |
| H | 11/16 | San Jose State | | W | 63 | 46 |
| A | 11/19 | TCU | | W | 62 | 50 |
| H | 11/22 | Arkansas-Pine Bluff | | W | 67 | 53 |
| H | 11/25 | Saint Louis | | W | 71 | 57 |
| H | 11/29 | Creighton | | W | 54 | 52 |
| H | 12/3 | Alabama State | | W | 80 | 51 |
| A | 12/7 | Arizona State (19) | | L | 44 | 64 |
| A | 12/13 | Oregon State | | L | 63 | 64 |
| H | 12/20 | IPFW | | W | 75 | 48 |
| H | 12/23 | UMBC | | L | 64 | 66 |
| H | 12/30 | South Carolina State | | W | 77 | 63 |
| H | 1/3 | Maryland Eastern Shore | | W | 88 | 56 |
| H | 1/5 | Florida A&M | | W | 81 | 56 |
| H | 1/10 | Missouri | | W | 56 | 51 |
| A | 1/14 | Iowa State | | L | 53 | 65 |
| H | 1/17 | Kansas State | | W | 73 | 51 |
| A | 1/21 | Oklahoma (6) | | L | 61 | 72 |
| H | 1/24 | Oklahoma State (OT) | | L | 74 | 76 |
| H | 1/28 | Kansas | | L | 62 | 68 |
| A | 1/31 | Texas Tech | | W | 82 | 69 |
| A | 2/4 | Colorado | | W | 55 | 53 |
| H | 2/7 | Texas (16) | | W | 58 | 55 |
| A | 2/14 | Missouri (17) | | L | 47 | 70 |
| H | 2/18 | Colorado | | W | 46 | 41 |
| A | 2/21 | Kansas (15) | | L | 53 | 70 |
| H | 2/24 | Texas A&M | | L | 55 | 57 |
| A | 2/28 | Kansas State | | L | 72 | 77 |
| H | 3/4 | Iowa State | | W | 77 | 61 |
| A | 3/7 | Baylor | | W | 66 | 62 |

| | | | | | | |
|--|------|------------|-------|---|----|----|
| Phillips 66 Big 12 Tournament* | | | | | | |
| N | 3/11 | Baylor | | L | 49 | 65 |
| National Invitation Tournament | | | | | | |
| A | 3/17 | New Mexico | | L | 71 | 83 |
| *Oklahoma City, Okla. | | | | | | |
| Season Notes: Despite fielding the shortest team in Division I in 2008-09, Nebraska finished with its first .500 record in Big 12 play in 10 years, and only the third time in the Big 12 era...with 18 regular-season wins, the Huskers earned their second straight NIT berth and 22nd postseason berth in school history...coach Doc Sadler set the Nebraska record for most wins in his first three years in Lincoln, posting 55 over three seasons...senior guard Ade Dagunduro was a third-team All-Big 12 selection by the coaches and media, and was selected to the coaches All-Defense Team...the Huskers continued a streak with at least one win over a ranked opponent for the ninth straight season, defeating No. 16 Texas, 58-55, at home. | | | | | | |

| | | | | | | |
|-----------------------------------|-------|------------------------|-------|---|----|----|
| 2009-10 | | | | | | |
| Overall Record: 15-18 | | | | | | |
| Conference: 2-14 in Big 12 (12th) | | | | | | |
| Home: 12-6 (2-6) Away: 3-12 (0-8) | | | | | | |
| Coach: Doc Sadler | | | | | | |
| H | 11/14 | USC Upstate | | W | 76 | 49 |
| A | 11/18 | Saint Louis | | L | 55 | 69 |
| H | 11/21 | TCU | | W | 90 | 77 |
| H | 11/24 | UMKC | | W | 70 | 48 |
| A | 11/29 | USC | | W | 51 | 48 |
| H | 12/2 | Texas-Pan American | | W | 81 | 53 |
| A | 12/6 | Creighton | | L | 61 | 67 |
| H | 12/10 | Chicago State@ | | W | 74 | 39 |
| H | 12/12 | Oregon State | | W | 50 | 44 |
| H | 12/19 | Jackson State@ | | W | 57 | 41 |
| N | 12/22 | Tulsa\$ | | W | 74 | 70 |
| N | 12/23 | BYU\$ | | L | 66 | 88 |
| H | 12/29 | Southern Utah | | W | 94 | 61 |
| H | 1/2 | Maryland Eastern Shore | | W | 74 | 60 |
| H | 1/5 | Southeastern Louisiana | | W | 77 | 59 |
| A | 1/9 | Texas A&M | | L | 53 | 64 |
| H | 1/13 | Kansas (3) | | L | 72 | 84 |
| H | 1/16 | Iowa State | | L | 53 | 56 |
| A | 1/23 | Missouri | | L | 53 | 70 |
| A | 1/27 | Colorado | | L | 60 | 72 |
| H | 1/30 | Oklahoma | | W | 63 | 46 |
| H | 2/2 | Kansas State (10) | | L | 57 | 76 |
| A | 2/6 | Kansas (1) | | L | 64 | 75 |
| H | 2/10 | Baylor (24) | | L | 53 | 55 |
| A | 2/2 | Texas (14) | | L | 51 | 91 |
| A | 2/17 | Kansas State (7) | | L | 87 | 91 |
| H | 2/20 | Missouri | | L | 59 | 74 |
| A | 2/24 | Iowa State | | L | 74 | 78 |
| H | 2/27 | Texas Tech (20T) | | W | 83 | 79 |
| H | 3/2 | Colorado | | L | 68 | 81 |
| A | 3/6 | Oklahoma State | | L | 55 | 74 |

| | | | | | | |
|---|------|----------------|-------|---|----|----|
| Phillips 66 Big 12 Tournament* | | | | | | |
| N | 3/10 | Missouri | | W | 75 | 60 |
| N | 3/11 | Texas A&M (23) | | L | 64 | 70 |
| @Las Vegas Classic, campus sites | | | | | | |
| \$Las Vegas Classic, Las Vegas, Nev.; *Kansas City, Mo. | | | | | | |
| Season Notes: Nebraska finished 2-14 in conference play, the Huskers' most league losses in school history... despite the league record, NU became just the second No. 12 seed to win a game at the Big 12 Championship... NU played seven games against ranked squads, including a school-record five straight games against top-25 teams... the Huskers set the school record for 3-point percentage, hitting 39.7 percent to rank 15th nationally... senior Ryan Anderson led the Big 12 Conference in 3-point percentage and finished his career as just the third Husker ever with at least 1,000 points, 500 rebounds and 150 3-pointers... center Jorge Brian Diaz set the NU freshman record for blocked shots with 41 on the season, and was the only freshman ranked in the top 15 in the conference. | | | | | | |

| | | | | | | |
|-----------------------------------|-------|---------------------|-------|---|----|----|
| 2010-11 | | | | | | |
| Overall Record: 19-13 | | | | | | |
| Conference: 7-9 in Big 12 (t-7th) | | | | | | |
| Home: 17-2 (6-2) Away: 2-11 (1-7) | | | | | | |
| Coach: Doc Sadler | | | | | | |
| H | 11/12 | South Dakota | | W | 76 | 68 |
| H | 11/15 | Arkansas-Pine Bluff | | W | 83 | 40 |

| | | | | | | |
|-----------------------------|-------|--------------------|-------|---|----|----|
| Honda Puerto Rico Tip-Off @ | | | | | | |
| N | 11/18 | Vanderbilt @ | | L | 49 | 59 |
| N | 11/19 | Davidson @ | | L | 67 | 70 |
| N | 11/21 | Hofstra @ | | W | 62 | 47 |
| H | 11/27 | USC | | W | 60 | 58 |
| H | 12/1 | Jackson State | | W | 76 | 57 |
| H | 12/5 | Creighton | | W | 59 | 54 |
| H | 12/8 | Alcorn State | | W | 78 | 57 |
| H | 12/11 | TCU | | W | 70 | 56 |
| H | 12/18 | Eastern Washington | | W | 72 | 42 |
| H | 12/21 | Grambling | | W | 79 | 39 |
| H | 1/3 | North Dakota | | W | 77 | 46 |
| H | 1/5 | Savannah State | | W | 68 | 48 |
| H | 1/8 | Iowa State | | W | 63 | 62 |
| A | 1/12 | Missouri (15) | | L | 69 | 77 |
| A | 1/15 | Kansas (3) | | L | 60 | 63 |
| H | 1/18 | Colorado | | W | 79 | 67 |
| A | 1/22 | Texas Tech | | L | 71 | 72 |
| H | 1/29 | Texas A&M (13) | | W | 57 | 48 |
| A | 2/2 | Kansas State | | L | 53 | 69 |
| H | 2/5 | Kansas (2) | | L | 66 | 86 |
| A | 2/9 | Baylor | | W | 70 | 74 |
| H | 2/12 | Oklahoma State | | W | 65 | 54 |
| A | 2/16 | Oklahoma | | W | 59 | 58 |
| H | 2/19 | Texas (3) | | W | 70 | 67 |
| H | 2/23 | Kansas State | | L | 57 | 61 |
| A | 2/26 | Iowa State (OT) | | L | 82 | 83 |
| H | 3/1 | Missouri (22) | | W | 69 | 58 |
| A | 3/5 | Colorado | | L | 57 | 67 |

| | | | | | | |
|--|------|----------------|-------|---|----|----|
| Phillips 66 Big 12 Tournament* | | | | | | |
| N | 3/9 | Oklahoma State | | L | 52 | 53 |
| National Invitation Tournament | | | | | | |
| A | 3/16 | Wichita State | | L | 49 | 76 |
| @San Juan, P.R. *Kansas City, Mo. | | | | | | |
| Season Notes: Nebraska reached the postseason for the third time in four years, winning 19 games and reaching the NIT, the school's 23rd postseason appearance in school history...Nebraska enjoyed an 11-game win streak, the program's longest win streak since 1991...senior point guard Lance Jeter earned third-team All-Big 12 honors and became just the third player in Big 12 history to average 10 points, five rebounds and five assists in conference play...Nebraska went 3-3 against ranked teams, as the Huskers' upset of No. 3 Texas was the highest ranked opponent Nebraska has knocked off since 1994. Nebraska's game with North Dakota was moved from Jan. 2 to Jan. 3 because of travel conditions. | | | | | | |

| | | | | | | |
|--------------------------------------|-------|---------------------|-------|---|----|----|
| 2011-12 | | | | | | |
| Overall Record: 12-18 | | | | | | |
| Conference: 4-14 in Big Ten (t-11th) | | | | | | |
| Home: 9-8 (3-6) Away: 2-11 (1-8) | | | | | | |
| Coach: Doc Sadler | | | | | | |
| H | 11/11 | South Dakota | | W | 65 | 48 |
| A | 11/14 | USC (20T) | | W | 64 | 61 |
| H | 11/20 | Rhode Island | | W | 83 | 63 |
| H | 11/23 | Oregon | | L | 76 | 83 |
| H | 11/26 | South Dakota State | | W | 76 | 64 |
| ACC/Big Ten Challenge | | | | | | |
| H | 11/30 | Wake Forest | | L | 53 | 55 |
| A | 12/04 | Creighton | | L | 66 | 76 |
| H | 12/07 | Florida Gulf Coast | | W | 51 | 50 |
| A | 12/10 | TCU | | W | 69 | 57 |
| H | 12/17 | Alcorn State | | W | 60 | 46 |
| H | 12/20 | Central Michigan | | W | 72 | 69 |
| H | 12/27 | Wisconsin (11) | | L | 40 | 64 |
| H | 12/31 | Michigan State (16) | | L | 55 | 68 |
| A | 1/3 | Ohio State (6) | | L | 40 | 71 |
| A | 1/7 | Illinois | | L | 54 | 59 |
| H | 1/11 | Penn State | | W | 70 | 58 |
| A | 1/15 | Wisconsin | | L | 45 | 50 |
| H | 1/18 | Indiana (11) | | W | 70 | 69 |
| H | 1/21 | Ohio State (6) | | L | 45 | 79 |
| A | 1/26 | Iowa | | W | 79 | 73 |
| A | 2/2 | Northwestern | | L | 74 | 84 |
| H | 2/5 | Minnesota | | L | 61 | 69 |
| H | 2/8 | Michigan (22) | | L | 46 | 62 |
| A | 2/11 | Penn State | | L | 51 | 67 |
| H | 2/18 | Illinois | | W | 80 | 57 |
| A | 2/22 | Purdue | | L | 65 | 83 |
| A | 2/25 | Michigan State (6) | | L | 34 | 62 |
| H | 2/29 | Iowa | | L | 53 | 62 |



| | | | | | | |
|---------------------------------|-----|-----------|-------|---|----|----|
| A | 3/3 | Minnesota | | L | 69 | 81 |
| Big Ten Tournament ^A | | | | | | |
| N | 3/8 | Purdue | | L | 61 | 79 |

^AIndianapolis, Ind.
Season Notes: Nebraska finished its first season in the Big Ten with a 4-14 conference record to tie for 11th...

Nebraska's 14 conference losses tied a program high, although it was the first time in school history that Nebraska played 18 conference games...NU played seven games against ranked teams in 2012, including a win over No. 12 Indiana...team set a school record for free throw percentage and ranked seventh nationally at 76.7 percent, breaking the previous mark of 76.5 percent in 1967-68...Bo Spencer's 15.4 points per game was the most by a Husker guard since the 2004-05 season...Nebraska overcame three double-figure deficits, including a 13-point second-half comeback against Indiana...Nebraska's 34-point home loss to Ohio State was the worst home loss in program history...The 2011-12 season was the final season for Doc Sadler, who compiled a 101-89 record in six seasons, guiding Nebraska to three postseason appearances.

2012-13

| | | | | | | |
|------------------------------------|--|--|--|--|--|--|
| Overall Record: 15-18 | | | | | | |
| Conference: 5-13 in Big Ten (10th) | | | | | | |
| Home: 11-7 (4-5) Away: 4-11 (1-8) | | | | | | |
| Coach: Tim Miles | | | | | | |

| | | | | | | |
|---------------------------------|-------|------------|-------|---|----|----|
| H | 11/11 | Southern | | W | 66 | 55 |
| Joe Cipriano Nebraska Classic * | | | | | | |
| H | 11/15 | Valparaiso | | W | 50 | 48 |
| H | 11/18 | UNO | | W | 75 | 62 |
| H | 11/21 | Tulane | | W | 61 | 57 |
| H | 11/24 | Kent State | | L | 60 | 74 |

| | | | | | | |
|-----------------------|-------|--------------------|-------|---|----|----|
| ACC/Big Ten Challenge | | | | | | |
| A | 11/27 | Wake Forest | | W | 79 | 63 |
| H | 12/3 | USC | | W | 63 | 51 |
| H | 12/6 | Creighton (16) | | L | 42 | 64 |
| A | 12/15 | Oregon | | L | 38 | 60 |
| H | 12/18 | Jacksonville State | | W | 59 | 55 |

| | | | | | | |
|--|-------|-------------------------------|-------|---|----|----|
| WestStar Bank Don Haskins Sun Bowl Invitational ^A | | | | | | |
| N | 12/22 | Central Michigan ^A | | W | 89 | 75 |
| A | 12/23 | UTEP ^A | | L | 52 | 68 |
| H | 12/29 | Nicholls State | | W | 68 | 59 |
| A | 1/2 | Ohio State (8) | | L | 44 | 70 |
| H | 1/6 | Wisconsin | | L | 41 | 47 |
| A | 1/9 | Michigan (2) | | L | 47 | 62 |
| A | 1/13 | Michigan State (22) | | L | 56 | 66 |
| H | 1/16 | Purdue | | L | 56 | 65 |
| A | 1/19 | Penn State | | W | 68 | 64 |
| H | 1/22 | Illinois | | L | 51 | 71 |
| H | 1/26 | Northwestern | | W | 64 | 49 |
| A | 1/29 | Minnesota (23) | | L | 65 | 84 |
| H | 2/2 | Ohio State (11) | | L | 56 | 63 |
| H | 2/9 | Penn State | | W | 67 | 53 |
| A | 2/13 | Indiana (1) | | L | 47 | 76 |
| H | 2/16 | Michigan State (8) | | L | 64 | 73 |
| H | 2/23 | Iowa | | W | 64 | 60 |
| A | 2/26 | Wisconsin (17) | | L | 46 | 77 |
| A | 3/2 | Illinois | | L | 65 | 72 |
| H | 3/6 | Minnesota | | W | 53 | 51 |
| A | 3/9 | Iowa | | L | 60 | 74 |

| | | | | | | |
|---------------------|------|------------------|-------|---|----|----|
| Big Ten Tournament! | | | | | | |
| N | 3/14 | Purdue! | | W | 57 | 55 |
| N | 3/15 | Ohio State! (10) | | L | 51 | 70 |

^A-Lincoln, Neb.; ^A-El Paso, Texas; [!]-Chicago, Ill.

Season Notes...Tim Miles became the 27th head coach in program history on March 24, 2012...Miles became the first Husker coach to win his road debut since the 1919-20 season when the Huskers defeated Wake Forest in the ACC/Big Ten Challenge...10 of the Huskers' 18 losses came against ranked teams, as the 10 ranked opponents tied the most in a single-season in school history (also 1994-95 and 1991-92)...Nebraska went 11-7 in the final year of the Devaney Center, finishing with an all-time record of 447-151 (.751) in the 37 years at the Devaney Center...Dylan Talley earned honorable-mention All-Big Ten honors, leading the Huskers in both scoring (13.7 ppg) and assists (2.5 apg) and becoming the first Husker to win a season-ending award in the Big Ten era...Nebraska won its first-ever Big Ten Tournament game with a 57-55 win over Purdue at the United Center in Chicago.

2013-14

| | | | | | | |
|-----------------------------------|--|--|--|--|--|--|
| Overall Record: 19-13 | | | | | | |
| Conference: 11-7 in Big Ten (4th) | | | | | | |
| Home: 15-1 (8-1) Away: 3-12 (3-6) | | | | | | |
| Coach: Tim Miles | | | | | | |

| | | | | | | |
|------------------------|-------|----------------------|-------|---|----|----|
| H | 11/8 | Florida Gulf Coast | | W | 79 | 55 |
| H | 11/12 | Western Illinois | | W | 62 | 47 |
| H | 11/17 | South Carolina State | | W | 83 | 57 |
| at Charleston Classic@ | | | | | | |
| N | 11/21 | UMass@ | | L | 90 | 96 |
| N | 11/22 | UAB@ | | L | 74 | 87 |
| N | 11/24 | Georgia@ | | W | 73 | 65 |
| H | 11/30 | Northern Illinois | | W | 63 | 58 |

ACC/Big Ten Challenge

| | | | | | | |
|---|-------|--------------------|-------|---|----|----|
| H | 12/4 | Miami | | W | 60 | 49 |
| A | 12/8 | at Creighton | | L | 67 | 82 |
| H | 12/14 | Arkansas State | | W | 79 | 66 |
| H | 12/21 | The Citadel | | W | 77 | 62 |
| A | 12/28 | at Cincinnati | | L | 59 | 74 |
| A | 12/31 | Iowa (22) | | L | 57 | 67 |
| A | 1/4 | Ohio State (3) | | L | 53 | 84 |
| H | 1/9 | Michigan | | L | 70 | 71 |
| A | 1/12 | at Purdue | | L | 64 | 70 |
| H | 1/20 | Ohio State (18) | | W | 68 | 62 |
| A | 1/23 | at Penn State | | L | 54 | 58 |
| H | 1/26 | Minnesota | | W | 82 | 78 |
| H | 1/30 | Indiana | | W | 60 | 55 |
| A | 2/5 | Michigan (10) | | L | 50 | 79 |
| A | 2/8 | Northwestern | | W | 53 | 49 |
| H | 2/12 | Illinois | | W | 67 | 58 |
| A | 2/16 | Michigan State (9) | | W | 60 | 51 |
| H | 2/20 | Penn State | | W | 80 | 67 |
| H | 2/23 | Purdue | | W | 76 | 57 |
| A | 2/26 | Illinois | | L | 49 | 60 |
| H | 3/1 | Northwestern | | W | 54 | 47 |
| A | 3/5 | Indiana | | W | 70 | 60 |
| H | 3/9 | Wisconsin (9) | | W | 77 | 68 |

Big Ten Tournament!

| | | | | | | |
|---|------|------------------|-------|---|----|----|
| N | 3/14 | Ohio State! (24) | | L | 67 | 71 |
|---|------|------------------|-------|---|----|----|

NCAA Tournament*

| | | | | | | |
|---|------|---------------|-------|---|----|----|
| N | 3/21 | Baylor * (23) | | L | 60 | 74 |
|---|------|---------------|-------|---|----|----|

@-Charleston, S.C.; [!]-Indianapolis, Ind.; ^{*}-San Antonio, Texas

Season Notes: Nebraska reached the NCAA Tournament for the first time since 1998...Tim Miles was named Big Ten Coach of the Year and also won the Jim Phelan Award for national coach of the year...Nebraska went 11-7 in the Big Ten to finish fourth, its best conference finish since 1998-99...Nebraska opened Pinnacle Bank Arena and went 15-1 at home in the facility, the program's best home record since going 17-1 in 1982-83...Nebraska had two wins over top-10 teams, including a road win at No. 9 Michigan State, the first top-10 road win since 1997...Terran Petteway earned unanimous All-Big Ten honors...Petteway led the Big Ten in scoring at 18.1 ppg, becoming the first Husker in over 60 years to lead the conference in scoring...He also averaged a conference-best 18.6 ppg in Big Ten play, becoming the first Husker since Andre Smith in 1980-81 to lead in conference play...Shavon Shields joined Petteway on the All-Big Ten team, earning honorable-mention accolades.

2014-15

| | | | | | | |
|------------------------------------|--|--|--|--|--|--|
| Overall Record: 13-18 | | | | | | |
| Conference: 5-13 in Big Ten (12th) | | | | | | |
| Home: 10-6 (5-4) Away: 3-12 (0-9) | | | | | | |
| Coach: Tim Miles | | | | | | |

| | | | | | | |
|---|-------|----------------------|-------|---|----|----|
| H | 11/16 | 21/Northern Kentucky | | W | 80 | 61 |
| H | 11/18 | 21/Central Arkansas | | W | 82 | 56 |
| A | 11/22 | 21/Rhode Island (OT) | | L | 62 | 66 |
| H | 11/25 | Omaha | | W | 80 | 67 |
| H | 11/28 | Tennessee-Martin | | W | 75 | 64 |

ACC/Big Ten Challenge

| | | | | | | |
|--|-------|-----------------------|-------|---|----|----|
| A | 12/1 | Florida State | | W | 70 | 65 |
| H | 12/7 | Creighton | | L | 55 | 65 |
| H | 12/10 | Incarnate Word | | L | 73 | 74 |
| H | 12/13 | Cincinnati (20T) | | W | 56 | 55 |
| at Hawaiian Airlines Diamond Head Classic ^A | | | | | | |
| A | 12/22 | Hawaii ^A | | L | 58 | 66 |
| N | 12/23 | LMU (OT) ^A | | W | 50 | 42 |
| N | 12/25 | Ohio ^A | | W | 71 | 58 |
| H | 12/31 | Indiana | | L | 65 | 70 |



The 2013-14 Huskers went 19-13 en route to the school's first NCAA Tournament berth since 1998.

| | | | | | | |
|---|------|----------------|-------|---|----|----|
| A | 1/5 | Iowa | | L | 59 | 70 |
| H | 1/8 | Rutgers | | W | 65 | 49 |
| H | 1/11 | Illinois | | W | 53 | 43 |
| A | 1/15 | Wisconsin (7) | | L | 55 | 70 |
| H | 1/20 | Minnesota | | W | 52 | 49 |
| H | 1/24 | Michigan State | | W | 79 | 77 |
| A | 1/27 | Michigan | | L | 44 | 58 |
| A | 1/31 | Minnesota | | L | 42 | 60 |
| H | 2/3 | Northwestern | | W | 76 | 60 |
| A | 2/7 | Penn State | | L | 43 | 56 |
| H | 2/10 | Wisconsin (5) | | L | 55 | 65 |
| A | 2/15 | Purdue | | L | 54 | 66 |
| A | 2/19 | Maryland (16) | | L | 65 | 69 |
| H | 2/22 | Iowa | | L | 46 | 74 |
| A | 2/26 | Ohio State | | L | 57 | 81 |
| A | 3/4 | Illinois | | L | 57 | 69 |
| H | 3/8 | Maryland (10) | | L | 61 | 64 |

Big Ten Tournament!

| | | | | | | |
|---|------|-------------|-------|---|----|----|
| N | 3/11 | Penn State! | | L | 65 | 68 |
|---|------|-------------|-------|---|----|----|

[^]-Honolulu, Hawaii; [!]-Chicago, Ill.

Season Notes: Nebraska's national rankings during the first two polls of the season were the first since the 1994-95 season...Nebraska set a school record by averaging 15,569 fans per game, ranking 10th nationally in attendance...Terran Petteway and Shavon Shields both went over 1,000 points at Nebraska, marking the first time since the 1998-99 season that two Huskers went over 1,000 points in the same season...Petteway earned third-team All-Big Ten honors by both the coaches and media...Shavon Shields became the first Husker basketball player to be named first-team Academic All-American.

2015-16

| | | | | | | |
|------------------------------------|--|--|--|--|--|--|
| Overall Record: 16-18 | | | | | | |
| Conference: 6-12 in Big Ten (11th) | | | | | | |
| Home: 10-8 (3-6) Away: 6-10 (3-6) | | | | | | |
| Coach: Tim Miles | | | | | | |

| | | | | | | |
|--|-------|-------------------------------------|-------|---|----|----|
| H | 11/14 | Mississippi Valley State | | W | 97 | 51 |
| A | 11/17 | Villanova (11) | | L | 63 | 87 |
| H | 11/19 | Delaware State | | W | 75 | 60 |
| Barclays Classic Presented by Honda ^A # | | | | | | |
| H | 11/22 | Southeastern Louisiana ^A | | W | 92 | 65 |
| H | 11/24 | Arkansas-Pine Bluff ^A | | W | 67 | 44 |
| N | 11/27 | Cincinnati (24) # | | L | 61 | 65 |
| N | 11/28 | Tennessee # | | W | 82 | 71 |

ACC/Big Ten Challenge

| | | | | | | |
|---|-------|---------------------|-------|---|----|----|
| H | 12/1 | Miami (21, OT) | | L | 72 | 77 |
| H | 12/5 | Abilene Christian | | W | 73 | 63 |
| A | 12/9 | at Creighton | | L | 67 | 83 |
| H | 12/13 | Rhode Island | | W | 70 | 67 |
| H | 12/20 | Samford | | L | 58 | 69 |
| H | 12/22 | Prairie View A&M | | W | 81 | 50 |
| H | 12/30 | Northwestern | | L | 72 | 81 |
| H | 1/2 | Indiana | | L | 69 | 79 |
| A | 1/5 | Iowa (19) | | L | 66 | 77 |
| A | 1/9 | Rutgers | | W | 90 | 56 |
| H | 1/12 | Minnesota | | W | 84 | 59 |
| A | 1/16 | Illinois | | L | 78 | 67 |
| A | 1/20 | Michigan State (11) | | W | 72 | 71 |
| H | 1/23 | Michigan | | L | 68 | 81 |
| A | 1/30 | Purdue (21) | | L | 74 | 89 |
| H | 2/3 | Maryland (4) | | L | 65 | 70 |

| | | | | | | |
|---|------|-----------------|-------|---|----|----|
| H | 2/6 | Rutgers | | W | 87 | 63 |
| A | 2/10 | Wisconsin | | L | 61 | 72 |
| H | 2/13 | Penn State | | W | 70 | 54 |
| A | 2/17 | Indiana (22) | | L | 64 | 80 |
| H | 2/20 | Ohio State (OT) | | L | 62 | 65 |
| A | 2/25 | Penn State | | L | 55 | 56 |
| H | 3/1 | Purdue (15) | | L | 62 | 81 |
| A | 3/6 | at Northwestern | | L | 54 | 65 |

Big Ten Tournament!

| | | | | | | |
|---|------|----------------|-------|---|----|----|
| N | 3/9 | Rutgers! | | W | 89 | 72 |
| N | 3/10 | Wisconsin! | | W | 70 | 58 |
| N | 3/11 | Maryland (18)! | | L | 86 | 97 |

[^]-Lincoln, Neb.; [#]-Brooklyn, N.Y.; [!]-Indianapolis, Ind.

Season Notes: Shavon Shields earned first-team Academic All-America honors for the second straight season and became the first Husker basketball player to earn UNL Male Student-Athlete of the Year...Shields was a second-team All-Big Ten pick by the coaches and a third-team honoree by the media, while Andrew White III garnered honorable-mention All-Big Ten honors...Nebraska ranked 11th nationally after averaging 15,430 fans per game...Nine of the Huskers' 18 losses were against ranked teams.

2016-17

| | | | | | | |
|------------------------------------|--|--|--|--|--|--|
| Overall Record: 12-19 | | | | | | |
| Conference: 6-12 in Big Ten (12th) | | | | | | |
| Home: 8-8 (3-6) Away: 4-11 (3-6) | | | | | | |
| Coach: Tim Miles | | | | | | |

| | | | | | | |
|----------------------------------|-------|---------------------|-------|---|----|----|
| H | 11/13 | Sacramento State | | W | 83 | 61 |
| H | 11/15 | Mary | | W | 70 | 38 |
| H | 11/19 | Louisiana Tech | | W | 65 | 54 |
| at Wooden Legacy ^A \$ | | | | | | |
| N | 11/24 | Dayton ^A | | W | 80 | |

N 2022-23 NEBRASKA BASKETBALL

ALL-TIME RESULTS

Big Ten Tournament!

| | | | | | |
|--|-----|------------------------|---|----|----|
| A | 3/8 | Penn State ! (OT)..... | L | 67 | 76 |
| ^Fullerton, Calif.; ^Anaheim, Calif.; I-Washington, D.C. | | | | | |

Season Notes: Nebraska played consecutive top-10 teams in non-conference play for the first time in school history...15 of NU's 19 losses were to teams that made the NCAA or NIT Tournament...Nebraska won Big Ten games at Maryland and at Ohio State for the first time in program history...Tai Webster earned second-team honors by the Big Ten media and third-team honors by the Big Ten Media...Nebraska ranked 11th nationally in attendance after averaging 15,427 fans per game.

2017-18

Overall Record: 22-11
 Conference: 13-5 in Big Ten (14th)
 Home: 16-1 (9-0) Away: 6-10 (4-5)
 Coach: Tim Miles

| | | | | | |
|---|-------|-----------------------------|---|----|----|
| H | 11/11 | Eastern Illinois..... | W | 72 | 68 |
| H | 11/13 | North Texas..... | W | 86 | 67 |
| Gavitt Tipoff Games/Advocate Invitational # | | | | | |
| A | 11/16 | at St. John's #..... | L | 56 | 79 |
| H | 11/19 | North Dakota..... | W | 92 | 70 |
| Advocate Invitational ^ | | | | | |
| N | 11/23 | vs. UCF ^..... | L | 59 | 68 |
| N | 11/24 | vs. Marist ^..... | W | 84 | 59 |
| N | 11/26 | vs. Long Beach State ^..... | W | 83 | 80 |

Big Ten/ACC Challenge

| | | | | | |
|---|-------|-------------------------|---|-----|----|
| H | 11/29 | Boston College..... | W | 71 | 62 |
| A | 12/3 | Michigan State (3)..... | L | 57 | 86 |
| H | 12/5 | Minnesota (14)..... | W | 78 | 68 |
| A | 12/9 | Creighton..... | L | 65 | 75 |
| H | 12/16 | Kansas (13)..... | L | 72 | 73 |
| H | 12/20 | UTSA..... | W | 104 | 94 |
| H | 12/22 | Delaware State..... | W | 85 | 68 |
| H | 12/29 | Stetson..... | W | 71 | 62 |
| A | 1/2 | Northwestern..... | W | 70 | 55 |
| A | 1/6 | Purdue (13)..... | L | 62 | 74 |
| H | 1/9 | Wisconsin..... | W | 63 | 59 |
| A | 1/12 | Penn State (OT)..... | L | 74 | 76 |
| H | 1/15 | Illinois..... | W | 64 | 63 |
| H | 1/18 | Michigan (23)..... | W | 72 | 52 |
| A | 1/22 | Ohio State (13)..... | L | 59 | 64 |
| A | 1/24 | Rutgers..... | W | 60 | 54 |
| H | 1/27 | Iowa..... | W | 98 | 84 |
| A | 1/29 | Wisconsin..... | W | 74 | 63 |
| A | 2/6 | Minnesota..... | W | 91 | 85 |
| H | 2/10 | Rutgers..... | W | 67 | 55 |
| H | 2/13 | Maryland..... | W | 70 | 66 |
| A | 2/18 | Illinois..... | L | 66 | 72 |
| H | 2/20 | Indiana..... | W | 66 | 57 |
| H | 2/25 | Penn State..... | W | 76 | 64 |

at Big Ten Tournament!

| | | | | | |
|----------------|------|------------------------|---|----|----|
| N | 3/2 | Michigan (15) !..... | L | 58 | 77 |
| NIT Tournament | | | | | |
| A | 3/14 | Mississippi State..... | L | 59 | 66 |

#-Queens, N.Y.; ^-Orlando, Fla.; I-New York City

Season Notes: Nebraska made its first postseason tournament appearance in four seasons...Nebraska's 22 wins ranked second in school history and was the most since 1990-91 and the Huskers set a school record with 13 Big Ten wins...NU went unbeaten in conference home games for the first time since 1955-56...James Palmer Jr. earned first-team All-Big Ten honors from the coaches and second-team accolades from the media...Isaac Copeland was an honorable-mention All-Big Ten pick by the coaches and media...Nebraska ranked 11th nationally in attendance at 15,492 fans per game.

2018-19

Overall Record: 19-17
 Conference: 6-14 in Big Ten (13th)
 Home: 13-5 (5-5) Away: 6-12 (1-9)
 Coach: Tim Miles

| | | | | | |
|--|-------|------------------------------|---|-----|----|
| H | 11/6 | Mississippi Valley State.... | W | 106 | 37 |
| H | 11/11 | Southeastern..... | W | 87 | 35 |
| Gavitt Tipoff Games | | | | | |
| H | 11/14 | Seton Hall..... | W | 80 | 57 |
| Hall of Fame Classic Powered by ShotTracker^ | | | | | |
| N | 11/19 | Missouri State ^..... | W | 85 | 62 |
| N | 11/20 | Texas Tech ^..... | L | 52 | 70 |
| H | 11/24 | Western Illinois..... | W | 73 | 49 |

ACC/Big Ten Challenge

| | | | | | |
|---|-------|-----------------------------|---|----|----|
| A | 11/26 | Clemson..... | W | 68 | 66 |
| H | 12/2 | Illinois..... | W | 75 | 60 |
| A | 12/5 | 24/Minnesota..... | L | 78 | 85 |
| H | 12/8 | 24/Creighton..... | W | 94 | 75 |
| N | 12/16 | Oklahoma State \$..... | W | 79 | 56 |
| H | 12/22 | 25/Cal State Fullerton..... | W | 86 | 62 |
| H | 12/29 | SW Minnesota State..... | W | 79 | 38 |
| A | 1/2 | 24/Maryland..... | L | 72 | 74 |
| A | 1/6 | 24/Iowa (25)..... | L | 84 | 93 |
| H | 1/10 | Penn State..... | W | 70 | 64 |
| A | 1/14 | Indiana (25)..... | W | 66 | 51 |
| H | 1/17 | Michigan State (6)..... | L | 64 | 70 |
| A | 1/21 | Rutgers..... | L | 69 | 76 |
| H | 1/26 | Ohio State..... | L | 60 | 70 |
| H | 1/29 | Wisconsin (24)..... | L | 51 | 62 |
| A | 2/2 | Illinois..... | L | 64 | 71 |
| H | 2/6 | Maryland (24)..... | L | 45 | 60 |
| A | 2/9 | Purdue (15)..... | L | 62 | 81 |
| H | 2/13 | Minnesota..... | W | 62 | 61 |
| H | 2/16 | Northwestern..... | W | 59 | 50 |
| A | 2/19 | Penn State..... | L | 71 | 95 |
| H | 2/23 | Purdue (15)..... | L | 72 | 75 |
| A | 2/28 | Michigan (9)..... | L | 53 | 82 |
| A | 3/5 | Michigan State (9)..... | L | 76 | 91 |
| H | 3/10 | Iowa (OT)..... | W | 93 | 91 |

at Big Ten Tournament!

| | | | | | |
|----------------|------|-----------------------|---|----|----|
| N | 3/13 | Rutgers !..... | W | 68 | 61 |
| N | 3/14 | Maryland ! (21)..... | W | 69 | 61 |
| N | 3/15 | Wisconsin ! (19)..... | L | 62 | 66 |
| NIT Tournament | | | | | |
| H | 3/20 | Butler..... | W | 80 | 76 |
| A | 3/24 | TCU..... | L | 72 | 88 |

^-Kansas City, Mo.; \$-Sioux Falls, S.D.; I-Chicago, Ill.

Season Notes: Nebraska made its first appearance in the AP Top 25 since 2014 when it appeared in the Dec. 3 poll after a 7-1 start...NU's win over Seton Hall was its first-ever Gavitt Tipoff Games win...Nebraska faced a school-record 11 ranked opponents in 2018-19...The Huskers stretched their home win streak to 20 games to tie a school mark before losing to No. 6 Michigan State on Jan. 17...James Palmer Jr. earned third-team All-Big Ten honors by both the coaches and the media...The Huskers' 80-76 win over Butler was NU's first postseason win since 2008...Nebraska was 10th nationally in attendance at 15,341 fans per game...The 2018-19 season was the final one for Tim Miles, who led NU to three postseason appearances, including the 2014 NCAA Tournament.

2019-20

Overall Record: 7-25
 Conference: 2-18 in Big Ten (14th)
 Home: 5-11 (2-8) Away: 2-14 (0-10)
 Coach: Fred Hoiberg

| | | | | | |
|-------------------------|-------|--------------------------|---|----|----|
| H | 11/5 | UC Riverside..... | L | 47 | 66 |
| H | 11/9 | Southern Utah (20T)..... | L | 78 | 79 |
| H | 11/15 | South Dakota State..... | W | 90 | 73 |
| H | 11/22 | Southern (OT)..... | W | 93 | 86 |
| Cayman Islands Classic^ | | | | | |
| N | 11/25 | Washington State..... | W | 82 | 71 |
| N | 11/26 | George Mason..... | L | 66 | 85 |
| N | 11/27 | South Florida..... | W | 74 | 67 |

ACC/Big Ten Challenge

| | | | | | |
|---|-------|--------------------------|---|----|----|
| A | 12/4 | at Georgia Tech..... | L | 56 | 73 |
| A | 12/7 | at Creighton..... | L | 74 | 95 |
| A | 12/13 | at Indiana (OT)..... | L | 90 | 96 |
| H | 12/15 | Purdue..... | W | 70 | 56 |
| H | 12/21 | North Dakota..... | L | 74 | 75 |
| H | 12/29 | TAMU-Corpus Christi..... | W | 73 | 52 |
| H | 1/3 | Rutgers..... | L | 62 | 79 |
| H | 1/7 | Iowa..... | W | 76 | 70 |
| A | 1/11 | Northwestern..... | L | 57 | 62 |
| A | 1/14 | Ohio State (21)..... | L | 68 | 80 |
| H | 1/18 | Indiana..... | L | 74 | 82 |
| A | 1/21 | Wisconsin..... | L | 68 | 82 |
| A | 1/25 | Rutgers (24)..... | L | 72 | 75 |
| H | 1/28 | Michigan..... | L | 68 | 79 |
| H | 2/1 | Penn State (24)..... | L | 64 | 76 |
| A | 2/8 | Iowa (17)..... | L | 72 | 96 |
| A | 2/11 | Maryland (9)..... | L | 70 | 72 |
| H | 2/15 | Wisconsin..... | L | 64 | 81 |
| H | 2/20 | Michigan State..... | L | 65 | 86 |

| | | | | | |
|---|------|-----------------------------|---|----|-----|
| A | 2/24 | Illinois..... | L | 59 | 71 |
| H | 2/27 | No. 23 Ohio State (23)..... | L | 54 | 75 |
| H | 3/1 | Northwestern (OT)..... | L | 76 | 81 |
| A | 3/5 | Michigan (19)..... | L | 58 | 82 |
| A | 3/8 | Minnesota..... | L | 75 | 107 |

Big Ten Tournament!
 N 3/11 vs. Indiana..... L 64 89
 ^-George Town, Grand Cayman, I-Indianapolis, Ind.

Season Notes: Fred Hoiberg became the 28th head coach in program history on March 30, 2019...Cam Mack became the first Husker men's basketball player to record a triple double with 11 points, 10 rebounds and 12 assists in a win over Purdue...Mack was named honorable-mention All-Big Ten by the media...Nebraska's four overtime games tied a single-season school record...Yvan Ouedraogo set a freshman single-game rebounding record with 19 caroms against Northwestern and grabbed a school freshman record 203 caroms on the year...Nebraska ranked 11th nationally in attendance after averaging 15,605 fans per game.

2020-21

Overall Record: 7-20
 Conference: 3-16 in Big Ten (14th)
 Home: 6-7 (2-7) Away: 1-11 (1-9)
 Coach: Fred Hoiberg

| | | | | | |
|-------------------------|-------|---------------------------|---|-----|----|
| H | 11/25 | McNeese State..... | W | 102 | 55 |
| Golden Window Classic # | | | | | |
| H | 11/26 | Nevada #..... | L | 66 | 69 |
| H | 11/28 | North Dakota State #..... | W | 79 | 57 |
| H | 12/1 | South Dakota..... | W | 76 | 69 |

Big Ten/ACC Challenge

| | | | | | |
|---|-------|--------------------------|----------|-----|-----|
| H | 12/9 | Georgia Tech..... | L | 64 | 75 |
| A | 12/11 | at Creighton (8)..... | L | 74 | 98 |
| H | 12/17 | Doane..... | W | 110 | 64 |
| A | 12/22 | at Wisconsin (9)..... | L | 53 | 67 |
| H | 12/25 | Michigan (19)..... | L | 69 | 80 |
| A | 12/30 | at Ohio State (25)..... | L | 54 | 90 |
| H | 1/2 | Michigan State (17)..... | L | 77 | 84 |
| A | 1/5 | at Purdue..... | canceled | | |
| H | 1/10 | Indiana..... | L | 76 | 84 |
| A | 2/6 | at Michigan State..... | L | 56 | 66 |
| A | 2/8 | at Minnesota..... | L | 61 | 79 |
| H | 2/10 | Wisconsin (21)..... | L | 48 | 61 |
| H | 2/12 | Illinois (6) (OT)..... | L | 72 | 77 |
| A | 2/14 | at Penn State..... | W | 62 | 61 |
| A | 2/16 | at Maryland..... | L | 50 | 64 |
| A | 2/17 | at Maryland..... | L | 71 | 79 |
| H | 2/20 | Purdue..... | L | 58 | 75 |
| H | 2/23 | Penn State..... | L | 83 | 86 |
| A | 2/25 | at Illinois (5)..... | L | 70 | 86 |
| H | 2/27 | Minnesota..... | W | 78 | 74 |
| H | 3/1 | Rutgers..... | W | 72 | 51 |
| A | 3/4 | at Iowa (5)..... | L | 64 | 102 |
| A | 3/7 | at Northwestern..... | L | 78 | 79 |

at Big Ten Tournament!

| | | | | | |
|---------------------------------------|------|----------------------|---|----|----|
| N | 3/10 | vs. Penn State!..... | L | 66 | 72 |
| #-Lincoln, Neb.; I-Indianapolis, Ind. | | | | | |

Season Notes: The regular season was played without fans because of the COVID-19 pandemic...Dalano Banton recorded a triple-double (13 points, 11 rebounds, 10 assists) against Doane...NU's game at Purdue was canceled because of COVID-19, while the Huskers did not play between Jan. 10 and Feb. 6 because of a COVID-19 pause...Nebraska closed the regular season with 14 games in 30 days...The Huskers' 62-61 win at Penn State broke a 25-game Big Ten losing streak and a 24-game road losing streak...Nebraska's consecutive games at Maryland marked the first time NU had played a conference opponent on back to back days since 1921 (Iowa State)...Teddy Allen set a Pinnacle Bank Arena record with 41 points against Penn State on Feb. 23 and earned honorable-mention All-Big Ten honors from the media.

2021-22

Overall Record: 10-22
 Conference: 4-16 in Big Ten (13th)
 Home: 7-12 (1-9) Away: 3-10 (3-7)
 Coach: Fred Hoiberg

| | | | | | |
|---|-------|-----------------------|---|----|----|
| H | 11/9 | Western Illinois..... | L | 74 | 75 |
| H | 11/12 | Sam Houston..... | W | 74 | 65 |
| H | 11/16 | Creighton..... | L | 69 | 77 |



Teddy Allen set a Pinnacle Bank Arena record with a 41-point effort against Penn State on Feb. 23, 2021.

| | | | | | |
|-----------------------|-------|---------------------------|---|-----|-----|
| H | 11/19 | Idaho State..... | W | 78 | 60 |
| H | 11/21 | Southern..... | W | 82 | 59 |
| H | 11/23 | Tennessee State..... | W | 79 | 73 |
| H | 11/27 | South Dakota..... | W | 83 | 70 |
| A | 12/1 | NC State (40T)..... | L | 100 | 104 |
| A | 12/4 | Indiana..... | L | 55 | 68 |
| H | 12/7 | Michigan..... | L | 67 | 102 |
| Holiday Hoopsgiving # | | | | | |
| N | 12/11 | Auburn (18) #..... | L | 68 | 99 |
| H | 12/19 | Kansas State..... | L | 58 | 97 |
| H | 12/22 | Kennesaw State..... | W | 88 | 74 |
| H | 1/2 | Ohio State (13) (OT)..... | L | 79 | 87 |
| A | 1/5 | Michigan State (10)..... | L | 67 | 79 |
| A | 1/8 | Rutgers..... | L | 65 | 93 |
| H | 1/11 | Illinois (25)..... | L | 71 | 81 |
| A | 1/14 | Purdue (7)..... | L | 65 | 92 |
| H | 1/17 | Indiana..... | L | 71 | 78 |
| H | 1/27 | Wisconsin (11)..... | L | 65 | 73 |
| H | 1/29 | Rutgers..... | L | 61 | 63 |
| A | 2/1 | Michigan..... | L | 79 | 85 |
| H | 2/5 | Northwestern..... | L | 63 | 87 |
| H | 2/9 | Minnesota..... | W | 78 | 65 |
| A | 2/13 | Iowa..... | L | 75 | 98 |
| H | 2/18 | Maryland..... | L | 74 | 90 |
| A | 2/22 | Northwestern..... | L | 65 | 77 |
| H | 2/25 | Iowa (25)..... | L | 78 | 88 |
| A | 2/27 | Penn State..... | W | 93 | 70 |
| A | 3/1 | Ohio State (23)..... | W | 78 | 70 |
| A | 3/6 | Wisconsin (10)..... | W | 74 | 73 |

Big Ten Tournament!

| | | | | | |
|--------------------------------------|-----|-------------------|---|----|----|
| N | 3/9 | Northwestern..... | L | 69 | 71 |
| #-Atlanta, Ga.; I-Indianapolis, Ind. | | | | | |

Season Notes: Nebraska posted consecutive road wins at No. 23 Ohio State and No. 10 Wisconsin, marking the first time that the Huskers won consecutive road games



MEDIA
INFORMATION

N 2022-23 NEBRASKA BASKETBALL MEDIA INFORMATION AND POLICIES

The 2022-23 Nebraska media guide is designed to assist the media in its coverage of the Nebraska Cornhusker men's basketball program. Additional information, including releases, photographs and video may be obtained by contacting the Communications Office at (402) 472-2263, or in many cases can be found on Huskers.com.

Below are guidelines for covering Nebraska in-season. Additions or changes to these policies can be found at Huskers.com/media.

MEDIA CREDENTIALS

All requests for press, broadcast, photo and parking credentials for Nebraska basketball home games should be directed to Vicki Capazo (vcapazo@huskers.com), One Memorial Stadium, P.O. Box 880123, 800 Stadium Drive, Lincoln, NE, 68588-0123. Credential requests can also be sent via e-mail to Sr. Associate Communications Director Shamus McKnight (smcknight@huskers.com) at least one week before the game.

As a general rule, working space is allocated on the following basis:

- 1) Writers covering for same or next day publication;
- 2) Radio personnel for broadcast originations;
- 3) press and TV working photographers
- 4) Sports editors of Nebraska daily newspapers;
- 5) Official school student daily newspaper, one seat only;
- 6) Approved special coverage as space allows;

Visiting freelance and amateur photographers are not eligible for media credentials, except by approval of the Nebraska Communications Office. Generally, weekly newspaper representatives, Internet news services and non-originating radio representatives cannot be accommodated because of space limitations.

MEDIA WILL CALL/MEDIA PARKING

Media passes that are not mailed may be picked up at the media will-call window, located at the upper level at Pinnacle Bank Arena (North side of arena). The will-call window opens 90 minutes before tipoff and photo identification is required for pickup of credentials or tickets.

For the 2022-23 season, media parking is located in the festival lot behind Pinnacle Bank Arena. Directions to the media lot are listed on page 206 of this publication.

COACH HOIBERG INTERVIEW TIME

Coach Hoiberg will hold press availability with the local media prior to each game, either at the Hendricks Training Complex, at Pinnacle Bank Arena or via zoom. Typically one or two

players will be available at that time, depending on class schedules. All interviews with Coach Hoiberg must be scheduled through the Communications Office.

POSTGAME INTERVIEWS

Nebraska's locker room is closed to the media at home and on the road. For home games, Nebraska's postgame news conference will be held following a brief cooling off period in the interview room (C-145) off the northeast corner of the court. The opposing team is housed in the visitor's locker room, located off the northwest corner of the playing floor and will be available following the cooling off period. Make requests for opposing players and coaches through the visiting SID. To access the media work room and postgame interview room, take the elevator from the main concourse behind Section 103.

On the road, Coach Hoiberg and select players will be available after the cooling off period either in person or via zoom. Check with Sr. Associate Communications Director Shamus McKnight regarding where player interviews will take place.

PLAYER INTERVIEWS

All media requests for interviews with Nebraska basketball players should be directed to Sr. Associate Communications Director Shamus McKnight [office phone: (402) 472-7772, cell phone: (402) 540-0268] at least one day in advance. The best time for in-season interviews is after practices, depending on class schedules. Players are not available on game days or off days.

PRESS SEATING

Press row for writers and non-originating radio networks is located in Section 121 (northwest corner), just below the main concourse. The visiting radio network is located across from the scorer's table, along with the Huskers Radio Network spot and live television tables. Television crews broadcasting live may shoot from either floor level (northeast or southwest baselines) or the camera deck, but they may not occupy space in the upper-level video area.

MEDIA WORK ROOM

A media work room (C-151) is available on the east side of Pinnacle Bank Arena, a short walk from the interview room. Media can use the room prior to, during and after the game to write and send stories. Wireless Internet is available in the room, while media entities needing ethernet lines to transmit photography and video should contact Joe Mack, Technology Manager at Pinnacle Bank Arena, by phone at (402) 904-5660 at least three days in advance.

PHOTOGRAPHY/VIDEO BOXES

Photography and video boxes are located along both baselines in front of the court side seating area. Spots will be assigned on a game-by-game basis, and those boxes are the only place photographers can shoot from on the court. Once the team enters the court for pregame warmups, photographers and videographers should not be on the court at any time.

WIRELESS INTERNET

Pinnacle Bank Arena has a secured media wireless network for working media. Instructions will be available on how to access the network in the media work room and on press row. A member of NU's computing services staff will be on hand to assist media needing access.

MEDIA SERVICES

Notes, flipcards and media guides will be provided before each game. Final statistics, play-by-play sheets and quotes from each locker room will be distributed via email following the game and will be available on Huskers.com. A light pregame meal will be served in the media work room (C-151) approximately 60 minutes before tipoff.

COMMUNICATIONS OFFICE

The University of Nebraska Communications Office is located on the third floor of the Osborne Athletic Complex, which is at the north end of Memorial Stadium. The building address is One Memorial Stadium, 800 Stadium Drive, Lincoln, NE 68588-0123, and is located less than one mile away from Pinnacle Bank Arena.

RADIO/TELEVISION BROADCAST SPACE

Requests for live radio and television broadcast space should be made to Sr. Associate Communications Director Shamus McKnight at smcknight@huskers.com. If statisticians are needed, contact Shamus McKnight at least five days in advance.

RADIO BROADCAST RIGHTS

The University of Nebraska-Lincoln owns exclusive radio broadcast rights to all of the University's men's basketball games. Other than the Huskers Radio Network and the University of Nebraska student radio station (KRNU), the only radio stations or networks allowed to broadcast Nebraska games from Pinnacle Bank Arena are those that have rights to broadcast games played by the opposing team.

All radio stations and networks broadcasting from the Pinnacle Bank Arena must receive prior permission from the University. Any representative of a radio station or network that has not purchased such rights shall not air live game action or description of any game while it is in progress, nor shall such representatives air tape-recorded or live commentary of Nebraska coaches or players from the premises for one hour before or 20 minutes after a game.

COMMUNICATIONS STAFF



KEITH MANN
Associate A.D./
Communications



SHAMUS MCKNIGHT
Sr. Associate
Communications
Director/
Men's Basketball



JEFF GRIESCH
Sr. Associate
Communications
Director/Operations



MATT SMITH
Associate
Director/Strategic
Research



NATE POHLEN
Assistant
Communications
Director



JARED MEISTER
Assistant
Communications
Director



SCOTT BRUHN
Director of
Photography



VICKI CAPAZO
Administrative
Support Associate



KASSIDY OTTEMAN
Intern



MEGHAN STRAUB
Intern

COMMUNICATIONS CONTACT INFORMATION

Phone: (402) 472-2263
Fax: (402) 472-2005
sportsinfo@huskers.com
Huskers.com/media

Only stations that have purchased broadcast rights may install telephone lines on press row, or use telephone lines on press row for reporting on games. By accepting media credentials, representatives of stations and networks that have not purchased broadcast rights signify their agreement to all stipulations.

BROADCAST TELEPHONE LINES

The Huskers Radio Network installs telephone lines for visiting official broadcasts. Those interested in using the lines should contact Mike Elliott of Huskers Radio Network at (402) 472-0751. Official visiting radio stations are welcome to have their own telephone lines installed at the visiting radio position and may do so by contacting Joe Mack, Technology Manager at Pinnacle Bank Arena, by phone at (402) 904-5660 or jmack@smglincoln.com.

PROFESSIONAL SCOUTING PASSES

Per Big Ten Conference rules, the University of Nebraska provides press box access to scouts of professional basketball teams based on availability. If no space is available in the press box, scouts may arrange through the Communications Office (402) 472-2263 to purchase tickets for Nebraska home games.

FACILITY USE RESTRICTIONS

The University of Nebraska-Lincoln has an interest in protecting its facilities, property and reputation associated with its intercollegiate sports. Therefore, no person shall be permitted to access or use the arenas, facilities and other University of Nebraska intercollegiate athletic venues without first securing the permission of the Director of Athletics or his/her designee. The only exception is an individual who records an image (e.g. photograph, videotape) for his/her non-commercial personal use. In no case shall any person be permitted to use these

venues for the purposes of promoting the sale or manufacture of alcohol or tobacco or the promotion of any venture associated directly or indirectly with legal or illegal gaming or gambling.

BIG TEN CREDENTIAL POLICY AND RESTRICTIONS

This working credential is subject in all respects to the Media Credential Criteria and Policies set forth by the Big Ten Conference as in effect from time to time. This working credential is issued for the sole purpose of providing facility access to an accredited agency's employee who has a legitimate working function (media or game service) in conjunction with this event. It is non-transferable and non-assignable and any duplication or alteration of this document is prohibited. Any unauthorized use of this credential subjects the bearer to ejection from the facility and prosecution for criminal trespass. Any secondary use of any picture, photograph, audio description, video, film/tape, drawing or other description of a game taken or made by the accredited organization or individual to whom this credential has been issued (including, but not limited to use in delayed editorial or non-editorial advertising, sales promotion or merchandising) is prohibited without prior specific written approval of the Big Ten Conference. Photographing this credential is strictly prohibited. Nothing in these terms and conditions authorizes or allows bearer to violate any of the trademarks, copyright and other proprietary rights of the Big Ten Conference. A maximum of two minutes (2:00) of game video footage (without audio) may be utilized during the 96 hours following the conclusion of the game solely within regularly scheduled bona fide news programming distributed via television, including such television programming simulcast on the internet, wireless or other forms of media, but otherwise may not be distributed on the internet, wireless or other forms of media.

COMPLIANCE GUIDELINES

COMMITMENT TO COMPLIANCE

On behalf of the University of Nebraska student-athletes, coaches, and Athletic Department staff, I would like to express my appreciation for your continued support of our entire athletic program. The University of Nebraska is known for its loyal, passionate, and knowledgeable fans. It is this type of fervent support that not only assists Nebraska student-athletes in reaching their full potential on and off the playing field, but also draws the next generation of student-athletes to our campus. However, as a University of Nebraska donor, alumni, or fan, please remember that you are also required to know and follow NCAA regulations.

Our coaches, student-athletes, and Athletic Department staff members are knowledgeable about NCAA regulations because they receive ongoing education. But, to truly attain the excellence the University of Nebraska strives for, we also need our supporters to be educated about these same regulations. In turn, you will be assisting us with protecting the eligibility and well-being of our current and future student-athletes.

Please review the information listed below, which includes some of the most important and frequently asked questions about NCAA regulations and the link to new information about policies pertaining to the NCAA's new Name, Image, and Likeness (NIL) rules. Since this document cannot address everything you may need to know, I encourage you to contact our office with questions that may arise. Our staff can be reached at (402) 472-2042 or compliance@huskers.com.

Thank you and Go Big Red!

Jamie Vaughn, Executive Associate Athletic Director - Compliance

**NCAA PRINCIPLES
 INSTITUTIONAL CONTROL**

It is the responsibility of the University of Nebraska to control its intercollegiate athletic program in compliance with the rules and regulations of the NCAA and the Big Ten Conference.

RESPONSIBILITY

The University of Nebraska's responsibility for the conduct of its program includes responsibility for the actions of its staff members and for the actions of any other individual or organization engaged in activities promoting the athletic interests of the institution. This includes donors, alumni, and fans..

COMPLIANCE

The University of Nebraska must monitor its program to assure compliance and to identify and report to the NCAA instances in which compliance has not been achieved. An institution found to have violated NCAA rules is subject to disciplinary and corrective actions as determined by the NCAA.

**FREQUENTLY ASKED QUESTIONS FROM BOOSTERS
 AM I A BOOSTER?**

Anyone who engages in the following is a booster for the University of Nebraska:

- a) Belongs to a University of Nebraska Athletic booster club;

- b) Makes financial contributions to a NIL Collective that represents and employs Husker student-athletes;
- c) Makes financial contributions to the Athletic Department or a specific Husker team;
- d) Assists in the recruitment of prospective student-athletes;
- e) Employs, gives benefits to, or provides services to a student-athlete, a prospective student-athlete or the relatives/friends of either; or
- f) Promotes the University of Nebraska athletic programs.

WHERE CAN I GET MORE INFORMATION ABOUT THE NEW NAME, IMAGE, LIKENESS (NIL) POLICIES AT THE UNIVERSITY?

All applicable information about NIL and our policies at the University of Nebraska can be found at the following link on the Athletic Department website: <https://huskers.com/sports/2021/11/18/nilbraska.aspx>

WHAT IS AN "EXTRA BENEFIT"?

An "extra benefit" is any benefit provided to a student-athlete or a student-athlete's relatives or friends that is not authorized by NCAA legislation or available to the general student body. The following list is not exhaustive, but includes examples of "extra benefits" that jeopardize a student-athlete's eligibility:

- a) Free or discounted: food, merchandise, housing, tickets, repairs, haircuts, tattoos, golf/gym memberships, jewelry, etc;
- b) Use of a car, boat, or ATV; and
- c) Gifts, loans, money, or gift cards.

CAN I CONTACT PROSPECTIVE STUDENT-ATHLETES (RECRUITS) FOR THE HUSKERS?

No. It is not permissible for boosters to contact recruits. This restriction applies to, but is not limited to, the following forms of contact:

- a) Face-to-Face Meetings;
- b) Phone Calls, Zoom, or any other type of videoconferencing;
- c) Emails/Text Messages/DMS; and
- d) Facebook, Twitter, and all other forms of social media communication.

Although we recognize that some donors, alumni, and fans may have preexisting relationships with student-athletes through family and friends, please contact our staff prior to providing any benefit to a current student-athlete. It is important that the nature of the relationship and proposed benefit is disclosed in advance to ensure the student-athlete's eligibility is not jeopardized. In addition to answering questions directly, our staff can work with the NCAA and Big Ten Conference to confirm whether a benefit is permissible. Please contact our office at (402) 472-2042 or compliance@huskers.com with any questions.



Former Husker point guard Jake Muhleisen and Nebraska Basketball Hall of Famer Kent Pavelka call all of the action of Husker basketball on the Huskers Radio Network.

The Huskers Radio Network launched on July 1, 2021, from the production studio on the East side of Memorial Stadium. This department within Husker Athletics leads the broadcast efforts for Husker Football, Volleyball, Men's and Women's Basketball, Baseball and Softball. In addition, the Huskers Radio Network team will produce Sports Nightly and Huskers Radio Network podcasts. Sports Nightly airs Monday-Friday evenings from 6-8 p.m. (central) year-round across the network. During the basketball season, Sports Nightly features the basketball radio show with Coach Hoiberg and Husker assistant coaches.

In the state of Nebraska, KXSP (ESPN 590 AM) serves as the Omaha affiliate. KXSP's strong signal reaches a good portion of the Midwest day and night, including parts of Iowa, Minnesota, Missouri and Kansas. KLIN (1400 AM) serves as the Lincoln affiliate while KRVN (880 AM) is a powerful central Nebraska affiliate that reaches around the state. In addition, the network has several dozen locally based affiliates across Nebraska. All broadcasts are streamed live for free on Huskers.com and the Huskers mobile app.

Sponsorships and advertising on the Husker Radio Network is marketed and sold by Huskers Athletic Partners, which took over Nebraska's multimedia rights on July 1, 2021. Huskers Athletic Partners is led by General Manager Jason Rathe who oversees all sales and sponsorship fulfillment for the Huskers.

Kent Pavelka returns behind the microphone to handle his 36th overall season calling Husker hoops in 2022-23. Pavelka previously called Nebraska basketball for two long stints between 1974 and 1996 before returning to the Husker basketball play-by-play chair prior to the 2006-07 season. A six-time winner of the Nebraska Sportscaster-of-the-Year Award, Pavelka also handled color analyst duties on NU football broadcasts from 1974 to 1983, and was the play-by-play announcer from 1983 to 1996. Pavelka was honored in January 2009 with the Bud Cuca Special Merit Award given by the Nebraska Basketball Hall of Fame for his contributions to the NU men's basketball program. He was elected to the Nebraska Broadcasters Association Hall of Fame in 2021 and celebrated his 1,000th broadcast during the 2018-19 season.

Alongside Pavelka as color analyst will be former Husker point guard Jake Muhleisen, who begins his fifth full season on the broadcast team. Muhleisen, who has served in a part-time role for the network for several seasons before taking the full-time role in 2018-19, was a four-year starter and three-year captain for the Huskers, totaling 901 points and 284 assists during his collegiate career from 2002 to 2005.

Director of Broadcast Operations, Mike Elliott oversees studio operations and logistics for the radio network. Elliott has nearly four decades of experience in the radio industry and has previously worked at the Broadcast House, Pinnacle Sports and the Husker Sports Network. Jessica Coody, who co-hosts Sports Nightly, will be joined by former Husker great Erick Strickland on B1G+ broadcasts during the 2022-23 season.



2022-23 NETWORK AFFILIATES

| | | |
|---------------------|------------------|------------------|
| Ainsworth | KBRB | 1400 AM |
| Alliance | KCOW | 1400 AM |
| Beatrice | KWBE | 1450 AM |
| Broken Bow | KBBN | 95.3 FM |
| Chadron | KCSR | .610 AM |
| Columbus | KJSK | .900 AM |
| Cozad | KAMI | 1580 AM |
| Fairbury | KGMT | 1310 AM |
| Falls City | KTNC | 1230 AM |
| Fremont | KFMT | 105.5 FM |
| Grand Island | KRGI | 1430 AM |
| Hastings | KHAS | 1230 AM |
| Hastings | KLIQ | 94.5 FM |
| Holdrege | KUVR | 1380 AM |
| Imperial | KADL | 102.9 FM |
| Kearney | KGFW | 1340 AM |
| Lexington | KRVN | .880 AM |
| Lincoln | KLIN/KLIN | 1400 AM/99.3 FM |
| McCook | KSWN/KZMC | 93.9 FM/102.1 FM |
| Nebraska City | KNCY | 1600 AM |
| Norfolk | KNEN | 94.7 FM |
| North Platte | KODY | 1240 AM |
| Omaha | KXSP | .590 AM |
| Scottsbluff | KNEB/KNEB | 960 AM/94.1 FM |
| Sidney | KSID | 1340 AM |
| Superior | KRFS/ KRFS | 1600 AM/103.9 FM |
| Valentine | KVSH | .940 AM |
| West Point | KTIC | .840 AM |

Also available nationwide on Huskers.com and the Huskers App. Inside Pinnacle Bank Arena, fans can listen on 87.7 FM.

N 2022-23 NEBRASKA BASKETBALL RADIO & TELEVISION ROSTER



0 | C.J. WILCHER
So. | G | 6-5 | 208



1 | SAM HOIBERG
Rfr. | G | 6-0 | 180



2 | RAMEL LLOYD JR.
Fr. | G | 6-6 | 204



3 | QUARAN MCPHERSON
Rfr. | G | 6-3 | 197



4 | JUWAN GARY
Jr. | F | 6-6 | 215



5 | SAM GRIESEL
Sr. | G | 6-7 | 216



10 | JAMARQUES LAWRENCE
Fr. | G | 6-3 | 185



12 | DENIM DAWSON
Rfr. | G/F | 6-6 | 193



13 | DERRICK WALKER
Sr. | F | 6-9 | 245



15 | BLAISE KEITA
So. | F | 6-11 | 241



24 | JEFFREY GRACE III
Rfr. | G | 6-3 | 195



25 | EMMANUEL BANDOUMEL
Sr. | G | 6-4 | 187



30 | KEISEI TOMINAGA
Jr. | G | 6-2 | 175



31 | CALE JACOBSEN
Fr. | G | 6-4 | 194



32 | WILHELM BREIDENBACH
So. | F | 6-10 | 231



33 | OLEG KOJENETS
Rfr. | F | 7-0 | 232



35 | HENRY BURT
Fr. | F | 6-6 | 216



FRED HOIBERG
Head Coach



ADAM HOWARD
Assistant Coach



NATE LOENSER
Assistant Coach



ERNIE ZEIGLER
Assistant Coach



MATT HOLT
Video Coordinator



KURT JOSEPH
Director of Men's Basketball Strength & Conditioning



LUCA VIRGILIO
Director of Basketball Strategies & Business Operations



EMMANUEL TOMMY
Director of Player Development



SHERYL BURBACH
Assistant Director of Basketball Operations



R.J. PIETIG
Athletic Trainer



PAT NORRIS
Equipment Manager



JAKE BLATTNER
Performance Nutrition Coordinator



MATT THOME
NAPL Director



MICHAEL BANIA
Graduate Manager




PAYDN BORDERS
Graduate Manager



FOLLOW

NEBRASKA BASKETBALL
@HUSKERHOOPS



NEBRASKA BASKETBALL 2022-23

SCHEDULE

| | | | | | |
|--------------------------------|--------------------------------|-----------------------------------|---|--------------------------------|--------------------------------|
| * VS. OCTOBER 23 | * AT OCTOBER 30 | VS. MAINE NOVEMBER 7 | VS. NOVEMBER 10 | AT SJ NOVEMBER 17 | VS. NOVEMBER 20 |
| ^ VS. NOVEMBER 24 | ^ VS. NOVEMBER 25 | ^ VS. NOVEMBER 27 | % VS. NOVEMBER 30 | AT DECEMBER 4 | AT Ψ DECEMBER 7 |
| VS. DECEMBER 10 | VS. DECEMBER 17 | ^ VS. DECEMBER 20 | VS. DECEMBER 29 | AT JANUARY 3 | AT M JANUARY 7 |
| VS. JANUARY 10 | AT P JANUARY 13 | VS. JANUARY 18 | AT JANUARY 21 | VS. N JANUARY 24 | AT M JANUARY 28 |
| AT I JANUARY 31 | VS. FEBRUARY 5 | AT M FEBRUARY 8 | VS. W FEBRUARY 11 | AT R FEBRUARY 14 | VS. M FEBRUARY 19 |
| VS. M FEBRUARY 25 | VS. M FEBRUARY 28 | AT MARCH 5 | BIG MEN'S BASKETBALL TOURNAMENT MARCH 8-12 | HOME | AWAY |

NEUTRAL

* EXHIBITION
 ^ GAVITT TIPOFF GAMES
 ^ ESPN EVENTS INVITATIONAL
 % ACC/BIG CHALLENGE
 # BATTLE IN THE VAULT

FOR START TIMES, BROADCAST INFORMATION AND UPDATES, VISIT HUSKERS.COM



Huskies

WILHELM
BREIDENBACH

DENIM
DAWSON

C.J.
WILCHER

KEISEI
TOMINAGA

JUWAN
GARY