



NEBRASKA BASKETBALL

2016 - 2017 MEDIA GUIDE



2016 - 2017 NEBRASKA MEN'S BASKETBALL SCHEDULE

Mon., Nov. 7 Chadron State (Exhibitor) 7 p.m.
 Sun., Nov. 13 Sacramento State 7 p.m.
 Tues., Nov. 15 University of Mary 7 p.m.
 Sat., Nov. 19 Louisiana Tech TBA

DIRECTV WOODEN LEGACY

Thurs., Nov. 24 vs. Dayton 7:30 pm
 Fri., Nov. 25 vs. UCLA/Portland 8:30/11 pm
 Sun., Nov. 27 vs. TBA TBA

ACC/BIG CHALLENGE

Wed., Nov. 30 at Clemson 8 pm

Sat., Dec. 3 South Dakota 1 p.m.
 Wed., Dec. 7 Creighton 8 p.m.
 Sat., Dec. 10 at Kansas 2:15 pm
 Sun., Dec. 18 Gardner-Webb 1 p.m.

Tues., Dec. 20 Southern 7 p.m.
 Wed., Dec. 28 at Indiana # 6 pm
 Sun., Jan. 1 at Maryland # TBA
 Thurs., Jan. 5 Iowa # 8 p.m.
 Sun., Jan. 8 Northwestern # TBA
 Sat., Jan. 14 at Michigan # 1 pm
 Wed., Jan. 18 Ohio State # 8 p.m.
 Sat., Jan. 21 at Rutgers # 11 am
 Thurs., Jan. 26 at Northwestern # 7 pm
 Sun., Jan. 29 Purdue # 3:30 p.m.
 Thurs., Feb. 2 Michigan State # 6 p.m.
 Sun., Feb. 5 at Iowa # 1 pm
 Thurs., Feb. 9 Wisconsin # 8 p.m.
 Tues., Feb. 14 Penn State # 8 p.m.
 Sat/Sun., Feb. 18/19 at Ohio State # TBA

Thurs., Feb. 23 at Michigan State # 6 pm
 Sun., Feb. 26 Illinois # 6:30 p.m.
 Thurs., March 2 at Minnesota # 6 pm
 Sun., March 5 Michigan # 7 p.m.

Wed.-Sun., March 8-12 at Big Ten Tournament (Washington, DC) TBA

#-Big Ten Games
 Home games in red at Pinnacle Bank Arena. All times listed are Central Dates and times subject to change. For updated schedule, ticket, TV and game day information visit Huskers.com. All games broadcast live on the Husker Sports Network.



For a complete list who to follow, visit Huskers.com/social





THIS IS NEBRASKA 1-44

This is Nebraska Basketball 2-3
 Pinnacle Bank Arena 4-5
 Gameday at Pinnacle Bank Arena 6-7
 Hendricks Training Complex 8-13
 Husker Power 14-15
 In the Spotlight 16-17
 NBA Connection 18-19
 History of Nebraska Basketball 20-21
 The Student-Athlete Experience 22-23
 Academic Success 24-25
 The Academic Experience 26-27
 Life Skills 28-29
 Athletic Medicine 30-31
 Athletic Facilities 32-33
 Nebraska Athletic Performance Lab 34-35
 National Powers 36-37
 University of Nebraska Campus 38-41
 Lincoln and Omaha – The Good Life 42-43
 Husker Equipment 44

2016-17 SEASON OUTLOOK 45-52

Alphabetical/Numerical Rosters 46
 Team Breakdown 46-47
 Season Preview 48-50
 Schedule 51
 Notebook/Bus Whitehead Scholarship 52

THE 2016-17 HUSKERS 53-76

Tai Webster 54-55
 Nick Fuller 56-57
 Michael Jacobson 58-59
 Jack McVeigh 60-61
 Ed Morrow Jr. 62-63
 Glynn Watson Jr. 64-65
 Anton Gill 66
 Malcolm Laws 67
 Jeriah Horne 68
 James Palmer Jr. 69
 Isaiah Roby 70
 Jason Shultis 71
 Evan Taylor 72
 Jordy Tshimanga 73
 Career Game-by-Game Stats 74-76

COACHING STAFF 77-88

Head Coach Tim Miles 78-89
 Assistant Coach Kenya Hunter 81
 Assistant Coach Michael Lewis 82

Assistant Coach Jim Molinari 83
 Basketball Support Staff 84-87
 adidas 88

ADMINISTRATION 88-96

University Administration 90
 Board of Regents 91
 Director of Athletics Shawn Eichorst 92
 Senior Administration 93
 Athletics Department Staff 94-96

OPPONENTS 97-126

Big Ten Composite Schedule 98-99
 Non-Conference Opponents 100-102
 Big Ten Opponents 103-109
 Big Ten Tournament Information 109
 Big Ten Conference Information 110
 Series Records vs. Big Ten Opponents 111-113
 Series vs. Non-Conference Opponents 114-124
 Nebraska vs. All Opponents 124-125
 Nebraska vs. All Conferences 126
 Husker All-Time Exhibition Results 126

2015-16 SEASON IN REVIEW 127-144

Season Review 128-129
 Senior Bios 130-131
 Statistics 132
 Results 133
 Game-by-Game Comparison 134
 Team/Individual Highs and Lows 135
 Box Scores 136-144

RECORDS 145-170

Career/Single-Game Scoring Leaders 146
 Individual Records 147-149
 Team Records 150-151
 Single-Season Top 10 Lists 152
 Career Top 10 Lists 153
 Single-Season Top 10 Class Lists 154-155
 Team Season Bests 156-158
 Annual Statistical Leaders 159-160
 Year-by-Year Team Statistics 161-162
 Pinnacle Bank Arena Records 163-166
 Conference Tournament Results/Records 167-168
 Postseason Records and Results 169-170

HISTORY 171-208

The History of Nebraska Basketball 172-175
 Nebraska Lettermen 176-177

Husker Award Winners/All-Americans 177-180
 1,000-Point Club 181-184
 Nebraska Basketball – A to Z 185-186
 Nebraska Basketball Hall of Fame 187
 Husker Coaching Ledger 188
 Year-by-Year Summary 189
 All-Time Results 190-208

MEDIA/FAN INFORMATION 209-216

Athletic Directory 210
 Media Policies 211-212
 Compliance Information 213
 Pinnacle Bank Arena Parking and Seating Maps 214
 Husker Sports Radio Network 215
 Nebraska TV/Radio Roster 216

MEDIA GUIDE CREDITS

The 2016-17 Nebraska men's basketball media guide was produced by the Nebraska Communications Office. The guide was written, designed and edited by Sr. Associate Communications Director Shamus McKnight with editing assistance provided by Assistant A.D./Communications Director Keith Mann, Communications Administrative Support Associate Vicki Capazo and Communications Intern Erica Nett. Special thanks to freelance writer Mike Babcock for his writing contributions.

Photo credits: Scott Bruhn and Nate Olson, Nebraska Communications; UNL Photo Productions; John F. Grieshop/Schwartzman Photos; Steven Maikoski, USA Basketball; Garrett Ellwood and NBA Photos/Getty Images; Scott Cunningham, NBAE/Getty Images; the Cleveland Cavaliers; the Los Angeles Lakers and The Associated Press.

Inside and outside cover design by Andrew Wenstrand. Cover photography by Scott Bruhn. Copyrighted by Nebraska Communications. The cost of the 2016-17 Nebraska media guide is \$10, tax included.

FOLLOW THE HUSKERS ON SOCIAL MEDIA

 Huskers.com
 [HuskerHoops](https://www.instagram.com/HuskerHoops)
 [@HuskerHoops](https://twitter.com/HuskerHoops)
 [HuskerHoops](https://www.snapchat.com/add/HuskerHoops)
 [/HuskerHoops](https://www.facebook.com/HuskerHoops)

THIS IS NEBRASKA

Fifth-year Nebraska coach Tim Miles has built a reputation on turning programs into winners.

At Colorado State, he turned a program that won nine games in his first season to three straight postseason appearances, including the school's first NCAA bid in nine years.

At Nebraska, it took Miles two years to guide the program to its first NCAA Tournament appearance since 1998. For his efforts in 2014, Miles was named Big Ten Coach of the Year and won the Jim Phelan Award for national coach of the year.

Not only is Nebraska in the Big Ten, considered one of the best basketball conferences in the country, but the Huskers have benefited from more than \$200 million in basketball facility improvements, including the Hendricks Training Complex and Pinnacle Bank Arena.

The Big Ten has been at the forefront of college basketball this decade, producing six national players of the year since 2010 and having six teams reach the Final Four in that time.



“Now is the best time in history to be the men’s basketball coach at the University of Nebraska.”

- Coach Tim Miles



From inviting the Red Zone to a practice and taking selfies, to bringing back former players to campus for the annual Legends Weekend, to his popular radio show from Buffalo Wings and Rings during the season, Miles' boundless energy helps build the Nebraska basketball brand in the community.





Top: Jim Molinari is in his third season as an assistant at Nebraska. Molinari has over 300 career wins as a head coach and is a three-time conference coach of the year.

Middle: Kenya Hunter is in his fourth season at Nebraska after spending six years at Georgetown, where he helped the Hoyas to a pair of Big East titles and five NCAA appearances.

Bottom: Michael Lewis is in his first season at Nebraska after spending the past five seasons at Butler. Lewis also played collegiately at Indiana, holding the school record for most career assists.

WHAT OTHERS HAVE SAID ABOUT MILES

“This guy’s got energy. I’ve been on the road with him recruiting, he’s phenomenal. He’s got a great personality. I think he’s a damn good coach.”

- Tom Izzo, Michigan State Head Coach

“He understands it’s guys in T-shirts and shorts running around playing a game. He’s highly competitive, but he can also tell the difference between the phony guys and the type of players you can count on...You gotta be able to differentiate between the fluff and the substance. Tim understands substance.”

- Bo Ryan, Former Wisconsin Head Coach

“He didn’t come with a silver spoon and a Carolina or Kentucky or Duke hat. He’s earned his spurs. Sometimes that’s the best way to get where you want to go.”

- Steve Fisher, San Diego State Head Coach

“He’s great in regard with X’s and O’s. He’s great with his players. He’s terrific with the fans.”

- Lon Kruger, Oklahoma Head Coach

“Tim understands basketball, and he understands what it’s going to take to compete in the Big Ten. He’s done an unbelievable job of rebuilding programs.”

- Greg McDermott, Creighton Head Coach

“Tim has always done a good job with his program wherever he has been. He’s a high-energy guy who gets his kids to play hard.”

- Darrin Hansen, Omaha Head Coach

N 2016-17 NEBRASKA BASKETBALL PINNACLE BANK ARENA

The Nebraska men's basketball program entered a new era in 2013-14 with the move into the \$179 million Pinnacle Bank Arena. Located in downtown Lincoln, the 15,000-seat arena is the centerpiece of a bold and dynamic city plan. A landmark venture that shows the cooperative spirit across the community, the arena is the permanent home of Nebraska men's and women's basketball while serving as one of the Midwest's hottest spots for the nation's top touring shows.

The arena, which is just steps away from both Memorial Stadium and Hawks Field and Bowlin Stadium at Haymarket Park, also serves as a hub for a new outdoor entertainment district in Lincoln, known as the Railyard. In addition to the economic impact of thousands of Husker fans at each basketball home game, the Haymarket area has seen the addition of several major hotels, upscale housing options and many new dining and entertainment options.

THIS IS NEBRASKA



The South entrance of Pinnacle Bank Arena faces the Railyard outdoor entertainment district in downtown Lincoln. The arena seats nearly 15,000 fans and includes 36 suites, 20 loge boxes and 832 club seats. It also includes 11 permanent concession stands, 14 portable locations and 85 total points of sale. The arena is also home to the official Husker Team Shop.

The men's locker room entrance includes a large "N" identical to the design in the Hendricks Training Complex.

Far right: The Huskers also enjoy a spacious locker room, team room and athletic medicine areas inside Pinnacle Bank Arena.





Above: Nebraska's home court was built with the entire state in mind. In fact, the outline of the state of Nebraska even graces center court.

Top left: The concession areas also keep the Nebraska spirit in mind, including the Sandhills BBQ, Chimney Rock Cantina, Goldenrods and Meadowlarks.

Top right: Pinnacle Bank Arena's ribbon cutting ceremony in 2013.

Bottom left and right: The Railyard entertainment district includes a public courtyard, an outdoor ice skating rink and a giant 750-square-foot screen known as The Cube.



“It is huge! It just really brings energy, and I feel like it takes opposing players out of what they want to do. We definitely just feed off of the energy they bring us. We want to perform for them. They’ve been behind us through thick and thin. So, we just feed off them.”
-Shavon Shields (2013-16) on playing at Pinnacle Bank Arena

Pinnacle Bank Arena has quickly become one of the more formidable homecourt environments in the Big Ten Conference. The 15,000-seat facility has helped Nebraska rank in the top 15 nationally in attendance, including 11th in 2015-16 with an average of 15,430 fans per game. Nebraska is one of eight programs in Division I basketball to average 15,000 fans per game over the past three seasons.

WHAT OTHERS HAVE SAID

“What a cool atmosphere. I’ve been fortunate to be in the best environment for college basketball for the past almost 20 years. Walking around that floor today and seeing all that red and seeing the energy and the hunger of the crowd, man, it’s a really cool thing.”
-Chris Collins, Northwestern Head Coach and former Duke Assistant Coach

“Nebraska, outside of Louisville, has the best arena I’ve been in.”
-Cincinnati Head Coach Mick Cronin

“Pinnacle Bank Arena is one of the best venues in the B1G...maybe in the country.”
-Rod Beard, Detroit News

“My first visit to Nebraska’s Pinnacle Bank Arena. I. Am. Floored. One of the nicest college venues I’ve ever seen.”
-Jason King, Bleacher Report

“Nebraska and what head coach Tim Miles has done shouldn’t be a surprise given his ability to build a program. But the “Vault” (Pinnacle Bank Arena) has quickly become a difficult place for opponents to find a win.”
-ESPN Announcer Sean Farnham



Top: The Red Zone student section provides a strong homecourt advantage for the Huskers. The Red Zone features 1,000 student seats in the lower bowl and behind both benches.

Middle Left: The Husker spirit squads keep the fans energized during breaks in the action.

Middle: Pregame introductions feature NBA-style sound and lighting.

Middle right: The Red Zone celebrates the first basket of each half with its own unique flair.

Bottom: The Husker players celebrate with the fans after storming the court against No. 9 Wisconsin in 2014.





The home for the Nebraska basketball program, the Hendricks Training Complex, was officially opened on Oct. 13, 2011. The 80,000-square foot facility located adjacent to the Bob Devaney Sports Center includes practice facilities with a court and a half, expanded team locker rooms and player lounges as well as areas for strength and conditioning, nutrition and athletic medicine. The two-level facility is named for Tom and Mary Hendricks of Pipe Creek, Texas, and their children, Jennifer and Brandon, for their lead gift in the project.





Opposite Left: Former University of Nebraska Athletic Director Tom Osborne speaks at the ribbon-cutting ceremony for the opening of the Hendricks Training Complex in October of 2011. The facility is the training home for the Husker men's and women's basketball and wrestling programs.

Opposite Right: One of the highlights of the Hendricks Training Complex is the details inside the building. The facility features two video walls as well as a granite basketball in the main lobby that was imported from China and weighs 5,500 pounds.

Top: The men's basketball office features an expansive lobby area as well as individual offices for each coach and support staff. The area also has a balcony that overlooks the Bus Whitehead Practice Court that can hold up to a dozen visitors for observing practice.

Middle: The men's basketball conference room features an advanced video system with a high-definition projector and screens and a custom-made conference table that is a replica of the court.

Bottom: Tim Miles' office overlooks the Bus Whitehead practice court and features a lounge area and conference room.

THIS IS NEBRASKA



Named for one of the legendary players in program history, the Bus Whitehead Court features a court and a half for the team to practice, an auxiliary training room as well as a 103-inch plasma screen for teaching during drills. The court is named for Bus Whitehead, a two-time all-conference performer who led the Huskers to consecutive Big Seven titles in 1949 and 1950 and is a member of the Nebraska Basketball Hall of Fame.



Located next to the Bus Whitehead Court, the Nebraska men's basketball team room features 24 theater-style seats with built-in tables, a high-definition video system with a 120-inch video screen and treated walls to enhance the extensive built-in sound system.

N 2016-17 NEBRASKA BASKETBALL NEAL & JAMIE HAWKS PLAYERS LOUNGE



The Neal and Jamie Hawks Players Lounge features a custom leather couch as well as over 400 inches of televisions, as the room features a pair of 103-inch and three 65-inch screens, all with access to cable, DirecTV and the film system built into the facility.




Above: The players' corridor heading to the Neal and Jamie Hawks Players Lounge connects the past with the present with a wall honoring past letterwinners as well as an interactive lighting system that features 3-D basketballs that capture motion down the hallway.



Above and right: The custom pool table inside the lounge features a custom felt court graphic, while the sound system in the room features 25 speakers through the team area. New wall graphics and a ping pong table were added to the area in 2014.

The Neal and Jamie Hawks Players Lounge is the perfect place to relax after a practice. The area features over 400 inches of high-definition TVs, leather couches that can seat more than a dozen players and a custom-created pool table, as well as a kitchen area to store or prepare food. The team area also includes a locker room with iPads for each player, a hydro area that features cold and hot tanks and showers with the ability to play music through built-in speakers.





Top: The men's locker room is highlighted by 20 custom wood lockers that feature iPads in each locker as well as custom backlit displays and personalized lock boxes for safety. The room also features a Terazzo flooring display in the center of the room.

Middle left: The hydro area has extra-large hot and cold tanks while the hot tank can be changed into a custom cold tank. The area also features tiled walls and a pair of 65-inch televisions and custom surround sound.

Lower left: The Neal and Jamie Hawks Players Lounge also has a built-in kitchen area as well as an 8x13-foot video wall that can be programmed to watch one game or as many as nine games at once.

THIS IS NEBRASKA

The University of Nebraska has long been recognized as being the national leader in the area of strength and conditioning. Nebraska was the first NCAA school to have a paid strength and conditioning coach, the first to lift weights in-season, the first to hold an official summer conditioning class for student-athletes and the first to offer a degree for strength coaching.

With 13 staff members, including men's basketball strength coach Tim Wilson, it is one of the most comprehensive strength and conditioning organizations in the country. Husker basketball student-athletes train in the Hendricks Training Complex, which features a 5,000-square foot weight room.

Before returning to college athletes, Wilson spent 11 years in the NBA with the Milwaukee Bucks and has worked with the Chicago White Sox, as well as Oregon, Pittsburgh and UNLV.





THIS IS NEBRASKA



“The University of Nebraska strength and development program is the model for others in the country.”

– Phillip Hage, Editor, Physician and Sports Medicine Magazine



Husker student-athletes also have access to the Nebraska Athletic Performance Lab (NAPL) located in Memorial Stadium.

THIS IS NEBRASKA



One of the most media-savvy coaches in college basketball, Tim Miles has quickly become popular around college basketball for both his insight and his sense of humor. At Colorado State, he won a regional Emmy for The Mtn. documentary of the Rams' program. Miles is also consistently rated as one of the top coaches nationally to follow on Twitter (@CoachMiles) as he provides his unique insight, including halftime tweets.

Nebraska basketball will be in the national spotlight this season, as a minimum of 31 games will be available nationally on television or streamed on Big Ten television partners ESPN, BTN and CBS. Every game will be broadcast on the IMG Husker Sports Network and carried for free on Huskers.com and on the TuneIn Radio app, with select broadcasts on Sirius XM Satellite Radio.





Opposite top: Jack McVeigh talks at the Huskers' 2015 media day.



Opposite bottom left: Shavon Shields talks on set with Dave Revsine, Jon Crispin and Robbie Hummel of the Big Ten Network following Nebraska's Big Ten Tournament win over Wisconsin in 2016.

Opposite bottom right: Benny Parker talks with the media at the Big Ten Tournament.

Top: Tim Miles visits with SiriusXM at Big Ten Media Day in Chicago.

Bottom left: Terran Petteway visits with ESPN's Dan Dakich following Nebraska's 79-77 win over Michigan State on #AveryStrong Day in 2015.

Bottom: Coach Miles visits the BTN Tailgate set during its visit to Lincoln in 2016.





ERIC PIATKOWSKI

HUSKER NBA HERITAGE

Nebraska players have enjoyed significant professional success following their Husker careers. Nebraska has had 26 players drafted by teams in the National Basketball Association, including three first-round picks during the 1990s.

Mikki Moore made a name for himself, spending 13 years in the NBA after being an undrafted free agent out of Nebraska. Moore, who led the NBA in shooting percentage in 2006-07, has played in 564 career games and helped his teams to three playoff appearances.

With former NBA veterans Eric Piatkowski, Tyronn Lue and Erick Strickland playing in the league in the last decade, Nebraska has been well represented at the highest level of basketball. Lue (right) took over the reigns of the Cleveland Cavaliers in January of 2016 and guided the franchise to its first NBA title in 2016. In 2016, former Huskers Terran Petteway and Shavon Shields played in the NBA Summer League.





THIS IS NEBRASKA



MIKKI MOORE



TYRONN LUE

HUSKERS IN THE NBA DRAFT

The first NBA draft of collegiate players was held following the 1947-48 season, but the league did not begin to keep records of team-by-team draft lists until 1952. Here is a list of the 26 Cornhusker players drafted by the NBA since 1949:

- | | | | |
|------|----------------------------------------------|------|--------------------------------------------------|
| 1949 | Claude Retherford, St. Louis Bombers | 1981 | Andre Smith, Cleveland Cavaliers (7th) |
| 1950 | Bus Whitehead, Chicago Stags (7th) | 1982 | Jack Moore, K.C. Kings (9th) |
| 1951 | Bob Pierce, Indianapolis Olympians (5th) | 1985 | Curtis Moore, Portland Trailblazers (6th) |
| 1952 | Jim Buchanan, Boston Celtics (6th) | 1986 | Dave Hoppen, Atlanta Hawks (3rd) |
| 1954 | Bill Johnson, Boston Celtics (11th) | 1991 | Rich King, Seattle SuperSonics (1st/14th pick) |
| 1960 | Herschell Turner, Syracuse Nationals (6th) | 1994 | Eric Piatkowski, Indiana Pacers (1st/15th pick) |
| 1966 | Grant Simmons, Washington Bullets (12th) | 1998 | Tyronn Lue, Denver Nuggets (1st/23rd pick) |
| 1967 | Willie Campbell, Seattle SuperSonics (15th) | 1999 | Venson Hamilton, Houston Rockets (2nd/50th pick) |
| 1968 | Stuart Lantz, Houston Rockets (3rd) | | |
| | Tom Baack, Detroit Pistons (10th) | | |
| 1970 | Jim Brooks, Houston Rockets (12th) | | |
| 1971 | Marvin Stewart, Philadelphia 76ers (2nd) | | |
| | Leroy Chalk, Boston Celtics (13th) | | |
| 1972 | Chuck Jura, Chicago Bulls (3rd) | | |
| | Mike Peterson, Portland Trail Blazers (16th) | | |
| 1974 | Brendy Lee, Atlanta Hawks (10th) | | |
| 1976 | Jerry Fort, Boston Celtics (3rd) | | |
| 1979 | Carl McPipe, Philadelphia 76ers (5th) | | |

Note: Nate Branch was drafted by the American Basketball Association's Oakland franchise in 1967; Stuart Lantz was drafted by Oakland in 1968; Marvin Stewart was drafted by the New York Nets in 1971; and Chuck Jura was selected by the Utah Stars in 1972.



ERICK STRICKLAND



DAVE HOPPEN



RICH KING



STU LANTZ

Entering the 121st year of Husker basketball, the Nebraska program has collected nearly 1,500 wins and made 24 all-time postseason appearances, including the 2014 NCAA Tournament.

Over the last 26 years, the Huskers have averaged more than 17 wins per season, while making 15 postseason tournaments during that span. Fifteen of the school's 27 1,000-point scorers have also played for the Huskers since 1990, including Terran Petteway and Shavon Shields in 2014-15.

THIS IS NEBRASKA



#42 - DAVE HOPPEN

Nebraska's all-time leading scorer, Hoppen had his No. 42 jersey retired at the end of Senior Night in 1986. Hoppen totaled 2,167 points before a knee surgery cut short his senior year and broke or tied 19 school records as a Husker.



#22 - STU LANTZ

Stu Lantz became the second Husker basketball player to have his jersey retired when it was retired in 1989. A two-time first-team All-Big Eight performer, Lantz totaled 1,269 points and 571 rebounds in his three-year Husker career.




#52 - ERIC PIATKOWSKI

Eric Piatkowski became Nebraska's most recent retired jersey, as he was honored on Feb. 18, 2006. Piatkowski was a two-time All-Big Eight selection as he totaled 1,934 points in helping NU to four straight NCAA Tournaments.

"It takes a special person to be able to sell yourself and sell your program. Some people have it and some people don't. Everyone that I know who's met Coach Miles thinks he has it. I like the way he's going after some of the top guys out there to sell himself and sell the program. He's opened the door to some first-tier players and seems ready to take this program to the next level. He has the formula, the staff, the facilities and the backing of the university and the athletic department. Put all that together and everyone feels pretty good about the future direction of the Nebraska program."

— Dave Hoppen, Nebraska's all-time leading scorer





The Huskers celebrate winning the 1994 Big Eight Tournament championship. The title helped Nebraska make a school-record four straight NCAA appearances.



Joe Cipriano was a three-time Big Eight Coach of the Year.



Danny Nee guided the Huskers to five NCAA Tournament appearances.

1897-1906

Nebraska posted a 59-26 (.694) record in its first decade of basketball, including three perfect seasons. In those 10 years, the Huskers were coached by Frank Lehmer, T.P. Hewitt, E. Berry, Fred Morrell, Walter Hiltner and R.G. Clapp.

1907-1916

The last five teams of the Huskers' second decade all posted winning records. The 1911-12 team won the school's first Missouri Valley Conference title and then repeated as champs in 1912-13 and 1913-14.

1917-1926

Nebraska fashioned its first-ever 20-win season in 1919-20, finishing 22-2 and setting a school record for wins that stood until 1990-91. During the decade, Nebraska was 111-71 (.610) and had six winning campaigns.

1927-1936

NU opened the decade in the Nebraska Coliseum, but finished under .500 at home in 1925-26. In 1928-29, Nebraska joined Missouri, Kansas, Kansas State, Iowa State and Oklahoma to form the Big Six Conference.

1937-1946

Nebraska's record of 65-120 (.351) in the decade was its worst ever. Twice, in 1943-44 and 1944-45, the Huskers mustered only two wins. Sid Held and Don Fitz earned first-team All-Big Six honors in 1940-41.

1947-1956

The Huskers were 102-141 (.420) in the decade. However, the 1948-49 team tied for first in the Big Seven Conference and beat Oklahoma to advance to the NCAA District Tournament. Claude Retherford was a first-team All-Big Seven pick that season and led the team in scoring. In 1949-50, Bus Whitehead earned first-team all-conference honors as Nebraska tied Kansas and Kansas State for the Big Seven championship.

1957-1966

The Huskers' 20-5 record in 1965-66 was their first 20-win season since 1919-20. Stuart Lantz, who finished second to KU's Jo Jo White in the Sophomore-of-the-Year balloting, would go on to become a third-round NBA draft pick. For the decade, NU was 102-142 (.418).

1967-1976

Nebraska finished above .500 for the decade with a 147-111 (.570) record. Marvin Stewart was the first player to average 20 points in a season in 1970-71. The Huskers opened the Bob Devaney Sports Center in the 1976-77 season. Jerry Fort earned three straight first-team all-conference awards from 1974 to 1976.

1977-1986

The Cornhuskers posted a 175-119 (.595) record in the decade, including a 15-14 ledger in 1976-77, the first season at the Bob Devaney Sports Center. In 1977-78, the Huskers earned their second postseason tournament bid and first since 1966-67, advancing to the second round of the NIT. NU posted 20 wins twice during the decade (1977-78, 1982-83).

1987-1996

The Huskers enjoyed their most successful decade, winning 20-or-more games five times. Nebraska advanced to the NCAA Tournament four times, won its first-ever Phillips 66 Big Eight Tournament trophy in 1994 and captured the NIT Championship in 1996. For the decade NU was 185-131 (.585).

1997-2006

Nebraska continued its success while starting its second century of play. The Huskers added a pair of 20-win seasons as NU was also one of just 15 schools to appear in nine consecutive postseason tournaments from 1991 to 1999.

2007-PRESENT

Nebraska made three postseason appearances in Doc Sadler's six seasons (2007-2012). Aleks Maric was an all-conference selection in 2007-08 and the first Husker ever with 1,600 points and 1,000 rebounds. Nebraska joined the Big Ten Conference and played its first season during the 2011-12 campaign. Tim Miles was named Nebraska's 26th head coach on March 24, 2012, after leading Colorado State to three straight postseason appearances, including the 2012 NCAA Tournament. The Huskers opened Pinnacle Bank Arena in August of 2013 and went 15-1 in the facility en route to earning their first NCAA Tournament appearance since 1998. Terran Petteway became Nebraska's first conference scoring champion in more than 60 years, as he averaged 18.1 points per game to earn first-team All-Big Ten accolades. Miles won the Jim Phelan Award as national coach of the year in 2014, the first Husker basketball coach to win a national honor.

N 2016-17 NEBRASKA BASKETBALL HUSKER STUDENT ATHLETES: A LIFETIME EXPERIENCE

Nebraska Athletics is one of the few self-sustaining athletic programs in the country. In 2015-16, Nebraska was one of only two collegiate programs in the nation to attract more than 1.3 million fans across its seven major team sports through the doors of its world-class facilities. This incredible interest and support enables Nebraska Athletics to invest in the student-athlete experience, as well as the overall game-day experience. Nebraska is a leader in providing all the resources and support necessary for student-athletes to become successful in Academics, Athletics and Life. Nebraska will continue to strategically plan for avenues to strengthen the resources to support more than 600 Husker student-athletes across 24 sports.

THIS IS NEBRASKA



LIFE SKILLS

The Husker Life Skills program allows student-athletes to continue their development and impact lives in the community. In 2015-16, Husker student-athletes, such as Malcolm Laws, combined for more than 2,500 hours in the community, making an impact on thousands of Nebraskans across the state.



DICK AND PEG HERMAN FAMILY STUDENT LIFE COMPLEX

The Dick and Peg Herman Family Student Life Complex provides a comprehensive learning area for many of the Husker student-athletes. The complex houses the Academics, Life Skills and Compliance offices, and the Walter Scott Technology Center.



LEWIS TRAINING TABLE

Husker student-athletes have ample places to dine, as the Lewis Training Table is open extended hours for meals, while the North Stadium and Hendricks Training Complexes have areas for supplements for recovery after workouts or for snacks throughout the day.



STRENGTH AND CONDITIONING

Nebraska's strength and conditioning has long been at the forefront of college athletics. Under the direction of Boyd Epley, Nebraska has a staff of 13 strength coaches, including basketball strength coach Tim Wilson, who creates personalized strength and conditioning programs for Husker student-athletes.



ATHLETIC MEDICINE

Nebraska's Athletic Medicine facilities rank among the nation's best, while one of the most experienced medical staffs in the nation care for all Husker student-athletes.

In August of 2014, the NCAA Division I Board of Directors restructured how member institutions and conferences, including the Big Ten, govern themselves. Nebraska has a great history and tradition of providing first-class benefits and support to its student-athletes like no other. However, this change in governance, and subsequent legislation, has paved the way for Nebraska to enhance the benefits and experiences for our student-athletes even further. A few examples of these enhanced benefits are:

- All scholarship student-athletes across all sports will have their scholarship calculated based on the full cost of attendance.
- Each student-athlete will receive an Apple MacBook Air laptop computer to enhance their learning opportunities (pictured top left).
- Nebraska has increased resources and support in all academic and performance related areas including but not limited to Academic Services, Life Skills, Athletic Medicine, Athletic Training, Strength and Conditioning, Nutrition and Dining Services (Training Table).
- Nebraska created the first-known post-eligibility benefit program, where each student-athlete, who has graduated and exhausted their athletic eligibility, will have the opportunity to pursue with our support an internship, participate in a study abroad program or attend graduate school.

THIS IS NEBRASKA

Nebraska increased its nation-leading total of CoSIDA Academic All-America awards to 325, adding five Huskers in 2015-16. Senior forward Shavon Shields earned his second consecutive first-team Academic All-America award in men's basketball before being named Nebraska's Male Student-Athlete of the Year. Shields (pictured right with Director of Athletics Shawn Eichorst) was also a member of the Allstate NABC Good Works Team for his outstanding community service. He was joined by Nebraska Female



Student-Athlete-of-the-Year Mattie Fowler as a first-team Academic All-American in 2015-16. Fowler (insert) was the President of the Nebraska Student-Athlete Advisory Board in 2014-15. She and Shields were Nebraska's Big Ten Medal of Honor winners in 2015-16.

The Nebraska men's track and field team continued its extraordinary run of CoSIDA Academic All-America success with three-time first-team honoree Levi Gipson and fellow first-team award winner Cody Rush. Rush, who earned second-team CoSIDA Academic All-America accolades in 2014, joined baseball outfielder Ryan Boldt as a two-time honoree. Boldt also earned third-team recognition in 2015.

Graduation is the ultimate achievement, and 109 Husker student-athletes earned undergraduate and graduate degrees in three commencement exercises at Pinnacle Bank Arena in 2015-16.



TERRAN PETTEWAY



BENNY PARKER



TREVOR MENKE



ANDRE ALMEIDA



DAVID RIVERS



LESLEE SMITH



Eight Huskers earned Outstanding Scholar Awards in 2015-16. The seniors with 3.900 GPAs or better were Melanie Blum (Track and Field), Michaela Cunningham (Swimming and Diving), Levi Gipson (Track and Field), Lane Hovey (Football), Ryan Irick (Men's Gymnastics), Katie Kraeutner (Soccer, pictured above), Ethan Lottman (Men's Gymnastics) and Cody Rush (Track and Field).



In 2015-16, 109 Huskers earned their college degrees including senior track and field standout Levi Gipson. Gipson became just the second three-time first-team CoSIDA Academic All-American across all sports at Nebraska, while adding a prestigious Big Ten Postgraduate Scholarship worth \$7,500. Gipson was also a seven-time All-American on the track.



Nebraska student-athletes regularly earn prestigious postgraduate scholarships from the Big Ten and NCAA. That tradition continued in 2015-16, as two-time CoSIDA Academic All-American Cody Rush earned a \$10,000 Wayne Duke Postgraduate Scholarship from the Big Ten before claiming an NCAA Postgraduate Scholarship worth \$7,500. Rush was also an 11-time All-American on the track.



Junior outfielder Ryan Boldt earned his second CoSIDA Academic All-America award in 2016, after helping the Nebraska baseball team to the NCAA Tournament. Boldt, who was a member of the Golden Spikes Award Midseason Watch List, was a second-round pick of the Tampa Bay Rays in the 2016 Major League Baseball Draft.

2015-16 ACADEMIC HIGHLIGHTS

325 All-Time CoSIDA Academic All-Americans
(leads nation across all sports)

107 Football CoSIDA Academic All-Americans
(leads all sports, all time)

37 Volleyball CoSIDA Academic All-Americans
(leads all women's sports, all time)

30 Softball CoSIDA Academic All-Americans
(No. 3 among all women's sports, all time)

43 Men's & Women's Track & Field/Cross Country CoSIDA Academic All-Americans
(leads nation since CoSIDA added team in 2002)

Five CoSIDA Academic All-Americans in 2015-16

(Four first-team, One third-team)
First Team: Mattie Fowler (Softball)
Levi Gipson (Men's Track & Field)
Cody Rush (Men's Track & Field)
Shavon Shields (Men's Basketball)
Third Team: Ryan Boldt (Baseball)

NCAA Postgraduate Scholarship Winner (\$7,500)

Cody Rush (Men's Track & Field)

Wayne Duke Postgraduate Scholarship (\$10,000)

Cody Rush (Men's Track & Field)

Big Ten Postgraduate Scholarships (\$7,500 each)

Melanie Blum (Women's Track & Field)
Levi Gipson (Men's Track & Field)

Arthur Ashe Jr. Sports Scholars Award (31)

Oladapo Akinmoladun (Men's Track & Field), Paula Andrie (Women's Track & Field), Lia Baldo (Soccer), Alexandra Bilunas (Swimming & Diving), Julia Bond (Bowling), Jasmine Cincore (Women's Basketball), Kristen Dowell (Women's Track & Field), Jordan Ehly (Swimming & Diving), Jerald Foster (Football), Francesca Giganti (Swimming & Diving), Briana Holman (Volleyball), Danielle Jones (Women's Track & Field), Harrison Jordan (Football), Mackenna Maddox-Herr (Women's Tennis), Gazmine Mason (Bowling), Sydney Miramontez (Soccer), Sanjaya Roy (Men's Gymnastics), Givens Price (Football), Christian Sanderfer (Men's Track & Field), Tristen Sharp (Women's Track & Field), Shavon Shields (Men's Basketball), Morgan Smith (Women's Track & Field), Rachel Theriot (Women's Basketball), Toni Tupper (Women's Track & Field), Kevin Williams (Football), Tierra Williams (Women's Track & Field), Aaron Wong (Men's Golf), Dedrick Young (Football).

Male Student-Athlete of the Year

Shavon Shields, Men's Basketball

Female Student-Athlete of the Year

Mattie Fowler, Softball

Big Ten Medal of Honor Winners

Mattie Fowler (Softball)
Shavon Shields (Men's Basketball)

Big Ten Sportsmanship Award Winners

Austin Wilson (Wrestling)
Tierra Williams (Women's Track & Field)

Herman Team GPA Award Winners

Men's Tennis Team (3.418 GPA)
Women's Swimming & Diving Team (3.581 GPA)

Life Skills Award of Excellence Team Winners

Baseball
Volleyball

685 Nebraska Scholar-Athlete Honor Roll Selections

Fall (356), Spring (329) (3.0 GPA or above)

209 Academic All-Big Ten Selections

(Letterwinner with a 3.0 GPA or above)

109 Husker Graduates

8, August 2015; 39, December 2015; 62, May 2016

91 Perfect 4.0 GPA Semesters

Fall (38), Spring (53)


67 Nebraska Big Ten Distinguished Scholars

3.7 GPA or better, 2015-16

THIS IS NEBRASKA



THE ACADEMIC EXPERIENCE





The athletic academic unit, located in the Dick and Peg Herman Family Student Life Complex, provides personal and academic support to ensure that student-athletes will get the most out of their years as Huskers. Featuring one of the most innovative and comprehensive academic support systems in the country, Nebraska is dedicated to helping its student-athletes become outstanding leaders in their chosen fields. The academic support team is composed of 14 full-time staff members and is certified by the National Association of Academic Advisors for Athletics (N4A) as meeting the standards established by the N4A.

ACADEMIC COUNSELING

Seven academic counselors, three learning specialists and two assistant academic counselors are in place to monitor daily academic progress, receive consistent course feedback, assist with the advising/registration process and monitor continuing eligibility and progress toward graduation.

TUTORIAL SUPPORT

A tremendous resource for all academic abilities, unlimited tutorial support from approximately 120 tutors on staff is available from day one up to college graduation in all subject areas. The tutorial program is certified as a model tutoring program by the College Reading and Learning Association.

STUDY HALL

Nebraska's study hall program is housed in the D.J. Sokol Enrichment Center within the Student Life Complex. Student-athletes attend a supervised, flex-time study hall that features day, evening and weekend hours. Student-athletes are required to complete a specific number of study hours each week as determined by their academic counselor and/or coach. Additional performance-based or tutor-based study hall also may be determined by the academic counselor.

MENTORING

Academic support staff serve as mentors to all incoming student-athletes and a select group of returning student-athletes. Student-athletes meet with their mentor weekly to develop time management skills, gather and report academic progress information, and discuss academic success strategies.

EDUCATIONAL ASSESSMENTS

Assessments are administered upon the request of the student-athlete, academic counselor, or coach. Learning specialists are available to administer and score informal assessments, which include a reading comprehension and a writing assessment. When more in-depth assessments are necessary, referrals are made to a consulting psychologist who conducts the assessments. If it is determined a student-athlete has a learning disability or another medical condition that impedes the student from reaching their academic potential, appropriate accommodations are implemented by the Office of Services for Students with Disabilities.

STUDENT-ATHLETE ORIENTATION

Each new student-athlete attends an orientation at the beginning of their academic career. Student-athletes are introduced to staff, faculty, administrators, and a variety of resources that help facilitate the transition into college while enhancing awareness of support services in the Athletic Department and across campus.

PERSONAL COUNSELING

Student-athletes will find a supportive and caring environment at Nebraska. Transitional issues, stress management, time management, academic focus and problem resolution are all addressed in a proactive manner throughout the year. If necessary, counseling referrals are also made to designated practitioners.

COMPUTER RESOURCES

The Herman Student Life Complex has two computer labs available for student-athletes. The Scott Technology Center features two tech tables for use on group computer projects and group study sessions. Additionally, each student-athlete is provided a laptop for use throughout their academic career at Nebraska.



Top: Columns in the Hewitt and Boekel Academic Center display the names of every Husker student-athlete who has lettered in a varsity sport and graduated from the University of Nebraska, while portraits honor each of Nebraska's nation-leading CoSIDA Academic All-Americans.

Bottom: Construction was completed in the fall of 2010 on the Nebraska Student Life Complex, which nearly tripled the size of NU's previous academic space. The Dick and Peg Herman Family Student Life Complex also features a technology center, Papik Computer lab, and a dedicated Life Skills area.

Regarded as the premier and most comprehensive Life Skills program in college athletics, the Husker program is committed to providing proactive education, resources and support through college and beyond to promote total person development and preparation for life after sports. Led by Senior Associate Athletic Director Keith Zimmer, five full-time staff members coordinate community involvement, career planning, effective communication strategies and much more to benefit Husker student-athletes.

THIS IS NEBRASKA



Former basketball player Kye Kurkowski was among a group of Husker student-athletes who participated in Nebraska Athletics' inaugural service trip to Guatemala in May 2015.

Left: Husker basketball has been active in supporting the fight against pediatric cancer and the #AveryStrong movement in honor of Avery Harriman, the son of former assistant coach Chris Harriman.



Right: Ed Morrow Jr. and Michael Jacobson participate in the annual Career Fair at Memorial Stadium.



Jordy Tshimanga and Evan Taylor play with kids during the annual Husker Heroes event at Memorial Stadium.



PROACTIVE EDUCATION

The Life Skills team organizes several orientations aimed at acclimating student-athletes to college life. Additionally, all incoming student-athletes attend the fall semester Husker Life Seminar. This interactive class promotes responsible decision-making, personal brand, financial literacy, leadership, involvement and service.

INDIVIDUAL MEETINGS

Every Nebraska student-athlete is assigned a Life Skills Coordinator who will arrange multiple individual meetings throughout the academic year aimed at enhancing personal and career development. The meetings help each student-athlete identify a career focus and implement a plan to increase career marketability.



CAREER COMMITMENT

Annually, Nebraska Life Skills organizes a Student-Athlete Career, Networking Night (pictured bottom right) and other career events aimed at connecting Huskers with companies desiring competitive, hard-working, accountable candidates. Athlete Network and Husker Hire Link provide opportunities to explore career opportunities across the country.

COMMUNITY OUTREACH

Nebraska student-athletes readily accept the role-model challenge, collectively giving more than 2,500 hours annually to impact thousands across the state of Nebraska. Outreach events include but are not limited to hospital visits, mentoring, school assemblies, statewide rallies, Make-A-Wish, NFL Play 60 and Husker Heroes.

LEADERSHIP

Nebraska Life Skills provides student-athletes with endless opportunities to enhance leadership skills while distinguishing themselves from the competition. Internally, student-athletes can be members of the Student-Athlete Advisory Committee, Uplifting Athletes Chapter or Husker Distinction Council. On campus, UNL offers more than 600 recognized student organizations allowing athletes to collaborate with other campus leaders for a common goal. Annually, Nebraska Life Skills funds and coordinates a one-week service abroad trip allowing nearly 20 student-athletes to come together for a common goal while enriching cultural competencies.

RECOGNITION

In 2015-16, 14 Husker basketball student-athletes were named to the Tom Osborne Citizenship Team for completing a minimum of six service projects in the calendar year. There are a host of other recognition opportunities both at the institutional, Big Ten and NCAA level which all reflect on the high ideals, character and servant leadership nurtured through community involvement.

POST-ELIGIBILITY OPPORTUNITIES

Effective December 2015 and beyond, student-athletes who letter and graduate will have a three-year window to benefit from one of three post-eligibility opportunities each valued at \$7,500. Upon completion of required seminars, graduates can either study abroad, complete an internship or begin graduate school within the University of Nebraska system.

DIVERSITY AND INCLUSION

The Life Skills program also is responsible for all Diversity and Inclusion initiatives for Husker Athletics. The first Diversity and Inclusion Summit occurred in January of 2016 and reached all student-athletes and staff members with a message of acceptance and unity.



Shavon Shields was named to the 2016 NABC Good Works Team, one of only five players in Division I to receive the honor.



THIS IS NEBRASKA



ATHLETIC MEDICINE

Providing expert care to more than 600 Husker student-athletes, Nebraska features one of the most well-trained and highly skilled athletic medicine staffs in the country. Under the guidance of Director of Athletic Medicine Dr. Lonnie Albers, Head Athletic Trainer and Physical Therapist Jerry Weber and Basketball Head Athletic Trainer R.J. Pietig, the 2016-17 Nebraska athletic medicine staff consists of five doctors, 13 athletic trainers, seven graduate assistant athletic trainers, a full-time in-house athletic psychologist and sports psychiatry consultants who work directly with Husker student-athletes.

Nebraska's medical facilities have long been among the nation's best, and NU's athletic medicine center within the Tom and Nancy Osborne Athletic Complex will keep the Huskers on the front line of technology for decades to come. In addition to Nebraska's North Stadium facility, Haymarket Park, the Bob Devaney Sports Center, Pinnacle Bank Arena and the Nebraska Soccer and Tennis Complex all feature athletic medicine areas. The Devaney Center's Athletic Medicine facility underwent an extensive expansion as part of the Hendricks Training Complex addition in 2011.



Nebraska uses advanced equipment to help athletes recondition after injury.



Nebraska's Athletic Medicine Center features a hydrotherapy area that includes a three-level laned pool. The Hydroworx 1000 Treadmill Pool is equipped with two cameras underwater for evaluation and assessment.



The hot and cold plunge tanks in the Holthus Family Hydrotherapy area help the Huskers recover after workouts and injuries.



Nebraska's on-site medical services for student-athletes rank among the nation's best. Dr. Lonnie Albers, Head Athletic Trainer Jerry Weber (pictured) and the Athletic Medicine staff have their own X-ray equipment at Memorial Stadium.



MEMORIAL STADIUM

From training facilities to competition venues, Nebraska's athletic facilities are second-to-none across the collegiate landscape. From Memorial Stadium to Pinnacle Bank Arena and the Bob Devaney Sports Center, Husker student-athletes have the benefits of training and competing in some of the nation's finest facilities. Fans around the country follow the Huskers with amazing passion across all sports. In 2015-16, Nebraska finished second in the nation in attendance across its seven primary team sports, attracting more than 1.3 million fans to its home stadiums and arenas. Overall, 10 of Nebraska's sports ranked among the top-15 nationally in attendance in 2015-16.



BOB DEVANEY SPORTS CENTER



NEBRASKA RIFLE RANGE



BOB DEVANEY SPORTS CENTER NATATORIUM



HENDRICKS TRAINING COMPLEX



BOWLIN STADIUM



NEBRASKA SOCCER AND TENNIS COMPLEX



PINNACLE BANK ARENA



HAWKS FIELD AT HAYMARKET PARK

THIS IS NEBRASKA



THIS IS NEBRASKA



NEBRASKA ATHLETIC PERFORMANCE LAB

The Nebraska Athletic Performance Laboratory (NAPL) is recognized as the first performance research center within a collegiate department of athletics. The NAPL features a talented, multidisciplinary team that includes a full-time director and endocrinology lab director, two research post-doctoral fellows and a research analyst.

Located in East Memorial Stadium adjacent to UNL's Center for Brain, Biology and Behavior (CB3), the NAPL collaborates with Nebraska's Strength and Conditioning team, Husker Nutrition staff, Nebraska's Athletic Medicine staff and sports programs to offer the highest level of integration of sport performance technologies and systems.

The NAPL is made up of the Mark and Debra Classen Cardio Area, James and Karen Linder Dynamic Performance Center, Markin Family Collaborative Center, Thayer Family Athletic Research Lab and cutting-edge equipment donated by the Suzanne and Walter Scott Foundation. The main entrance for the research facilities is located in the Janet and Gerard Keating Family Concourse.

Focused on student-athlete health, safety and welfare, the NAPL is a world-leading research and performance facility focusing on the performance enhancement, safety and long-term well-being of student-athletes.

The NAPL includes simulated athletic environments for studying performance, incorporating a camera system to track human movement in 3D, force plates to measure ground reaction forces and state-of-the-art technology to assess physiological biomarkers, investigate exercise cardiovascular capacity and measure body composition.

All 24 Husker athletic programs conduct performance testing at NAPL. Force plates and motion capture videos (3D) are used to measure athletes in their development through testing results to create an athletic performance index for each athlete.

The NAPL uses iDexa as an advanced, accurate and reliable method to analyze and measure body composition.

The focus of the Thayer Family Athletic Research Lab is recovery from competition by measuring salivary biomarkers 24 hours prior to and 24 hours post-competition.

Collaborative research projects are conducted in conjunction with the Center for Brain, Biology and Behavior (CB3), including concussion prevention, treatment and return to play.



NAPL: INTEGRATING SPORT PERFORMANCE AND RESEARCH



Researchers in the Thayer Family Athletic Research Lab measure salivary biomarkers to focus on recovery.



Nebraska's Strength and Conditioning team utilizes NAPL facilities and equipment to optimize performance testing across all 24 Husker sports.



Nebraska's Nutrition staff led by Lindsey Remmers utilizes NAPL technology for body composition testing.



Equipment, technology, researchers and student-athletes come together in the Nebraska Athletic Performance Laboratory to put the Huskers on the cutting edge of sport science.



The Nebraska volleyball team captured its fourth NCAA title with a win over Texas in the championship match at the CenturyLink Center in Omaha on Dec. 19, 2015. Five Husker volleyball players, including NCAA Tournament Most Outstanding Player Mikaela Foecke, earned All-America honors in 2015. Volleyball's championship was the first of seven top-10 NCAA team finishes for Husker programs in 2015-16.



Ryan Boldt helped the Huskers advance to the 2016 NCAA Tournament. The two-time CoSIDA Academic All-American was chosen in the second round of the 2016 MLB Draft by the Tampa Bay Rays.



Tierra Williams earned a trio of All-America awards in 2016. She finished fifth in the triple jump at the NCAA Indoor and Outdoor Championships. She also swept the Big Ten indoor and outdoor titles in the triple and long jumps.



Nick Percy captured the 2016 NCAA discus crown. The two-time All-American from Ventnor, England, also won the Big Ten discus title to help the Husker men sweep the Big Ten indoor and outdoor championships.



MJ Knighten claimed first-team All-America honors at third base while helping the Nebraska softball team advance to the 2016 NCAA Regional final. Knighten hit .376 with 21 homers and 60 RBIs in 55 games.



Julia Bond earned first-team All-America honors by leading the Nebraska bowling team to an NCAA runner-up finish in 2016. Bond was the Most Outstanding Bowler in powering NU to the 2015 NCAA team title.



The Nebraska men's track and field team swept the Big Ten indoor and outdoor titles, giving the Big Red their first sweep since 2004. A total of 19 Huskers combined for 24 All-America awards in men's and women's track and field in 2016.



TJ Dudley (184 pounds) took second at the 2016 NCAA Wrestling Championships. NU's Male Athlete of the Year, Dudley helped the Huskers to eighth place for their 20th top-10 team finish in history.



Kadie Rolfzen captured first-team All-America honors as an outside hitter while leading the Nebraska volleyball team to the 2015 NCAA title. Rolfzen, a three-time All-American, was Nebraska's Female Athlete of the Year.



Shavon Shields earned second-team All-Big Ten honors after averaging 16.8 points and 5.1 rebounds in 2015-16. Nebraska's Male Student-Athlete of the Year, Shields was a two-time first-team CoSIDA Academic All-American.



A six-time All-American and two-time Big Ten champion for the Nebraska women's gymnastics team in her career, Hollie Blanske took third on vault at the 2016 NCAA Championships to help the Huskers finish eighth.

NATION'S BEST FANS

Nebraska was the only NCAA Division I program to rank in the top 15 nationally in attendance in football and men's basketball in 2015-16. In fact, Nebraska ranked in the top 15 in attendance across 10 sports and drew well over 1.3 million fans in 2015-16.

| | |
|----------------------|------------------------|
| VOLLEYBALL | 1ST |
| M. GYMNASTICS | 2ND |
| BASEBALL | 8TH |
| WRESTLING | 10TH |
| FOOTBALL | 11TH |
| M. BASKETBALL | 11TH |
| W. BASKETBALL | 12TH |
| W. SOCCER | 13TH |
| W. GYMNASTICS | 15TH |
| SOFTBALL | 15TH |

The University of Nebraska was chartered by the Nebraska Legislature in 1869 as the state's public university and land-grant institution. Founded in Lincoln, the University of Nebraska was expanded in 1968 into a state educational system now comprising four campuses under the guidance of a Board of Regents and a central administration. Nebraska, which joined the Big Ten Conference in 2011, is a member of the Big Ten Academic Alliance, a consortium of Big Ten universities and the University of Chicago, which has generated unique opportunities for students and faculty by sharing expertise, leveraging resources and collaborating on programs. Discover more about the University of Nebraska at unl.edu.



BIG TEN ACADEMIC ALLIANCE (BTAA)

As a member of the Big Ten, the University of Nebraska-Lincoln (UNL) is a member of the Big Ten Academic Alliance (BTAA), formerly the Committee on Institutional Cooperation, which is the academic consortium of the universities in the Big Ten Conference. The consortium was renamed on June 29, 2016. The BTAA includes all 14 Big Ten Institutions and the University of Chicago. The Big Ten Academic Alliances and the institutions together have annual research expenditures topping \$10.2 billion — more than the Ivy League and the University of California System combined — and they educate a total of nearly 600,000 students with approximately 50,000 full-time faculty members.



UNIVERSITY OF NEBRASKA MISSION

As a land-grant university, there are three primary missions of the University: teaching, research and service. UNL is the state's primary intellectual center providing leadership throughout the state through quality education and the generation of new knowledge.

UNL COLLEGES

- Agricultural Sciences and Natural Resources
- Architecture
- Arts and Sciences
- Business Administration
- Education and Human Sciences
- Engineering
- Hixson-Lied Fine and Performing Arts
- Journalism and Mass Communications
- Law

THIS IS NEBRASKA

INNOVATION CAMPUS

Nebraska Innovation Campus (NIC), which is designed to facilitate new and more in-depth partnership with UNL and the private sector, opened its first buildings in the summer of 2014. NIC's newest buildings are the Food Innovation Center and Greenhouse Innovation Center, which both opened in 2015.



70

MASTERS PROGRAMS

135

UNL HAS STUDENTS FROM 135 COUNTRIES, AS WELL AS ALL 50 STATES

149

UNDERGRADUATE MAJORS

611

RECOGNIZED STUDENT ORGANIZATIONS

25,897

UNL ENROLLMENT (FALL, 2016)

194,620

LIVING ALUMNI



Nebraska's Outdoor Adventure Center opened in 2014 and features a 42-foot rock climbing wall in the heart of campus.



The University of Nebraska-Lincoln Van Brunt Visitors Center welcomes current, former and future Huskers to campus on a daily basis.

Bottom: The 30,000-square foot Jackie Gaughan Multicultural Center is the nation's largest multicultural center attached to a student union.



UNIVERSITY OF NEBRASKA NATIONAL RANKINGS

- Rated among Top 100 Top National Universities (U.S. News & World Report)
- Rated among Top 50 Public National Universities (U.S. News & World Report)
- Rated among Top 100 Best Values in Public Colleges (Kiplinger's Personal Finance)
- No. 2 Best Online MBA Programs for Veterans (U.S. News & World Report)
- No. 2 Best Online Graduate Education Programs for Veterans (U.S. News & World Report)
- No. 6 Best Online MBA Programs (U.S. News & World Report)
- No. 11 Best Online Graduate Education Programs (U.S. News & World Report)
- No. 17 Speech-Language Pathology Grad Schools (U.S. News & World Report)
- No. 20 Best College for Veterans (U.S. News & World Report)

WELCOME TO LINCOLN

One of the nation's largest 75 cities, Lincoln features many of the benefits of an urban setting and is only minutes away from the scenic beauty and wide open spaces of America's Heartland. The third-largest city in the Big Ten, Lincoln enables Nebraska student-athletes to enjoy the benefits of city life while residing in a community which is widely regarded as one of the top places to live in the United States.

THIS IS NEBRASKA



Some of the artists that have played Pinnacle Bank Arena since it opened in 2013 include: Jay-Z, Katy Perry, Kenny Chesney, Pink, Jason Aldean, Miranda Lambert and Paul McCartney.



LINCOLN'S NATIONAL RANKINGS

- Happiest U.S. City (LiveScience)
- Healthiest U.S. City (Center for Disease Control)
- Best Sport City (Sporting News)
- Lowest Unemployment Rate (Bureau of Labor)
- Best Cities for Families (Child Magazine)
- No. 1 Overall Wellbeing (Gallup)
- No. 1 Quality of Life (State Univ. of New York)
- No. 2 City in Quality of Life (Gallup)
- No. 7 Cleanest Air (CNN)
- No. 7 City for Business & Careers (Forbes)
- No. 8 Most Secure Places to Live (Sperling's)
- Top 10 College Town (Relocate America)

PROMINENT PEOPLE, NEBRASKA TIES

Grover Cleveland Alexander, Major League Baseball Hall of Fame pitcher · Fred Astaire, dancer and actor · Max Baer, boxer · Marlon Brando, Academy Award-winning actor · William Jennings Bryan, U.S. Secretary of State, U.S. Representative, Democratic Party nominee for president 1896, 1900, and 1908 · Warren Buffett, investor; *Forbes Magazine's* 2008 Richest



Man in the World · Richard N. Cabela, entrepreneur, founder of Cabela's sporting store · Johnny Carson, comedian · Joba Chamberlain, Major League Baseball pitcher · Dick Cheney,



46th U.S. Vice-president · **Adam DeVine**, actor · Brian Duensing, Major League Baseball pitcher · Henry Fonda, Academy Award-winning actor · Bob Gibson, Major League Baseball Hall of Fame pitcher, St. Louis Cardinals · **Alex Gordon**, Major League Baseball All-Star, Gold Glove winner, 2015 World Series Champion, Kansas City Royals · Amy Heidemann, Karmin lead singer · Marg



Helgenberger, actress · Peter Kiewit, contractor, investor and philanthropist · Jaime King, actress · Ted Kooser, Poet Laureate of the United States and Pulitzer Prize winner · Larry the Cable Guy, comedian · Tyrronn Lue, Head Coach, 2016 NBA Champion Cleveland Cavaliers · Malcolm X, civil rights leader · Nick Nolte, actor, producer · Alexander Payne, Academy Award-winning Director · Edwin Perkins, inventor of Kool-Aid, philanthropist · Andy Roddick, tennis star, 2003 U.S. Open Champion · Gale Sayers, Football Hall of Fame running back, Chicago Bears · Hilary Swank, two-time Academy Award-winning actress · Jack Sock, 2014 Wimbledon doubles champion · **Gabrielle Union**, actress · James Valentine, Maroon 5 guitarist · Tony Watson, Major League Baseball All-Star, Pittsburgh Pirates



Modeled after the Power and Light District in Kansas City, the Railyard sits right across from the front entrance of Pinnacle Bank Arena, allowing fans to go to an event and then go out to the outdoor plaza.

OMAHA, NEBRASKA

Nebraska's largest city, Omaha and its metro-area, is less than an hour's drive from Lincoln and has a population of approximately 900,000. Omaha is home to TD Ameritrade Park, the NCAA College World Series and the world-renowned Henry Doorly Zoo.




N 2016-17 NEBRASKA BASKETBALL HUSKER HOOPS AND ADIDAS

THIS IS NEBRASKA

Nebraska student-athletes are fitted with the finest adidas equipment and clothing as part of the apparel manufacturer's lucrative sponsorship deal with the Nebraska Athletic Department. From head to toe, Husker athletes receive the newest gear to not only look sharp, but to also have the latest technology at their disposal.

Devaney Center Equipment Manager Pat Norris works closely with an on-campus adidas representative to make sure Husker basketball players have everything they need to represent the University in a proper manner. From warmups to workout gear and shoes to winter coats, Norris orders the best fitting, most appropriate gear for the Huskers every season, so they can look their best on and off the court.





MICHAEL JACOBSON

2016-17 OUTLOOK

NUMERICAL ROSTER

| No. | VL | Name | Pos. | Ht. | Wt. | Yr. | Hometown | Previous School |
|-----|-----|--------------------|------|------|-----|-----|--------------------------------|-------------------------------|
| 0 | *** | Tai Webster | G | 6-4 | 195 | Sr. | Auckland, New Zealand | Westlake Boys High School |
| 1 | | Anton Gill | G | 6-3 | 195 | Jr. | Raleigh, N.C. | University of Louisville |
| 2 | | Jeriah Horne | F | 6-7 | 222 | Fr. | Overland Park, Kan. | The Barstow (Mo.) School |
| 3 | | Jason Shultis | G | 6-1 | 198 | So. | Dannebrog, Neb. | Grand Island Northwest |
| 5 | * | Glynn Watson Jr. | G | 6-0 | 174 | So. | Bellwood, Ill. | St. Joseph High School |
| 10 | * | Jack McVeigh | G/F | 6-8 | 215 | So. | Cabarita Beach, NSW, Australia | Australian Institute of Sport |
| 11 | | Evan Taylor | G | 6-5 | 206 | Jr. | Cincinnati, Ohio | Odessa College |
| 12 | * | Michael Jacobson | F | 6-9 | 239 | So. | Waukee, Iowa | Waukee High School |
| 13 | * | Malcolm Laws | G | 6-1 | 190 | Jr. | Orlando, Fla. | Florida Atlantic |
| 15 | | Isaiah Roby | F | 6-8 | 214 | Fr. | Dixon, Ill. | Dixon High School |
| 23 | ** | Nick Fuller | G/F | 6-7 | 213 | Jr. | Sun Prairie, Wis. | Sun Prairie High School |
| 24 | | James Palmer Jr. ^ | G | 6-6 | 213 | Jr. | Upper Marlboro, Md. | University of Miami |
| 30 | * | Ed Morrow Jr. | F | 6-7 | 234 | So. | Chicago, Ill. | Simeon Career Academy |
| 32 | | Jordy Tshimanga | C | 6-11 | 275 | Fr. | Montreal, Quebec | The MacDuffie (Mass.) School |



ALPHABETICAL ROSTER

| No. | VL | Name | Pos. | Ht. | Wt. | Yr. | Hometown | Previous School |
|-----|-----|---------------------|------|------|-----|-----|--------------------------------|-------------------------------|
| 23 | ** | Fuller, Nick | G/F | 6-7 | 213 | Jr. | Sun Prairie, Wis. | Sun Prairie High School |
| 1 | | Gill, Anton | G | 6-3 | 195 | Jr. | Raleigh, N.C. | University of Louisville |
| 2 | | Horne, Jeriah | F | 6-7 | 222 | Fr. | Overland Park, Kan. | The Barstow (Mo.) School |
| 10 | * | McVeigh, Jack | G/F | 6-8 | 215 | So. | Cabarita Beach, NSW, Australia | Australian Institute of Sport |
| 13 | * | Laws, Malcolm | G | 6-1 | 190 | Jr. | Orlando, Fla. | Florida Atlantic |
| 12 | * | Jacobson, Michael | F | 6-9 | 239 | So. | Waukee, Iowa | Waukee High School |
| 30 | * | Morrow Jr., Ed | F | 6-7 | 234 | So. | Chicago, Ill. | Simeon Career Academy |
| 24 | | Palmer Jr., James ^ | G | 6-6 | 213 | Jr. | Upper Marlboro, Md. | University of Miami |
| 3 | | Shultis, Jason | G | 6-1 | 198 | So. | Dannebrog, Neb. | Grand Island Northwest |
| 15 | | Roby, Isaiah | F | 6-8 | 214 | Fr. | Dixon, Ill. | Dixon High School |
| 11 | | Taylor, Evan | G | 6-5 | 206 | Jr. | Cincinnati, Ohio | Odessa College |
| 32 | | Tshimanga, Jordy | C | 6-11 | 275 | Fr. | Montreal, Quebec | The MacDuffie (Mass.) School |
| 5 | * | Watson Jr., Glynn | G | 6-0 | 174 | So. | Bellwood, Ill. | St. Joseph High School |
| 0 | *** | Webster, Tai | G | 6-4 | 195 | Sr. | Auckland, New Zealand | Westlake Boys High School |

^-will sit out 2016-17 season because of NCAA transfer rules

COACHES AND STAFF

Head Coach:

Tim Miles (University of Mary, 1989)
63-67 in four seasons at Nebraska; 346-287 in 21 seasons

Assistant Coaches:

Kenya Hunter, third season (Duquesne, 1996)
Michael Lewis, first season (Indiana, 2000)
Jim Molinari, second season (Illinois Wesleyan, 1977)

Support Staff:

Basketball Strength Coach: Tim Wilson
Video Coordinator: Gregory Eaton
Director of Basketball Operations: Teddy Owens
Director of Player Relations & Development: Ali Farokhmanesh
Administrative Coordinator: Brett Sapp
Graduate Manager: Wes Eikmeier
Equipment Manager: Pat Norris
Athletic Trainer: R.J. Pietig
Administrative Assistant: Sheryl Burbach
Communications Contact: Shamus McKnight
HuskerVision: Tyler Bassinger

TEAM BREAKDOWN

PRONUNCIATION GUIDE

Names

Ali Farokhmanesh fuh-ROAK-muh-NESH
Jim Molinari Mole-in-AIR-ee
Tai Webster Tie
Jeriah Horne jer-RYE-ah
Glynn Watson Jr. Glinn
Ed Morrow Jr. rhymes with tomorrow
Jordy Tshimanga shuh-MAHN-gah

BY CLASS

Seniors (1) Tai Webster
Juniors (5) Nick Fuller, Anton Gill, Malcolm Laws,
James Palmer Jr., Evan Taylor
Sophomores (5) Michael Jacobson, Jack McVeigh,
Edward Morrow Jr., Glynn Watson Jr., Jason Shultis
Freshman (3) Jeriah Horne, Isaiah Roby, Jordy Tshimanga

IN-SEASON BIRTHDAYS

Player Date (Age)
Jordy Tshimanga Nov. 4 (20)
Anton Gill Dec. 5 (22)
Isaiah Roby Feb. 3 (19)
Glynn Watson Jr. March 9 (20)
Ed Morrow Jr. March 16 (20)

BY STATE

Florida (1): Malcolm Laws
Illinois (3): Edward Morrow Jr., Isaiah Roby, Glynn Watson Jr.
Iowa (1): Michael Jacobson
Maryland (1): James Palmer Jr.
Kansas (1): Jeriah Horne
Nebraska (1): Jason Shultis
North Carolina (1): Anton Gill
Ohio (1): Evan Taylor
Wisconsin (1): Nick Fuller

BY COUNTRY

Australia (1): Jack McVeigh
Canada (1): Jordy Tshimanga
New Zealand (1): Tai Webster

RETURNING STARTERS (2)

| | | (2015-16 statistics) | | | | | | | | | | |
|--------------------------|------|----------------------|----------|----------------|-----------------|--------------|-----------|----|----|----|----|----------|
| Name, Yr., Pos. | Exp. | G-GS | MP-Avg. | FG-FGA (FG%) | 3FG-3FGA (3FG%) | FT-FTA (FT%) | Reb.-Avg. | A | TO | B | S | TP-Avg. |
| Tai Webster, Sr., G | 3VL | 34-18 | 941-27.7 | 126-266 (.474) | 21-60 (.35) | 71-96 (.740) | 140-4.1 | 66 | 71 | 12 | 46 | 344-10.1 |
| Michael Jacobson, So., F | 1VL | 34-25 | 623-18.3 | 52-120 (.433) | 3-16 (.188) | 52-67 (.776) | 147-4.3 | 17 | 20 | 28 | 19 | 159-4.7 |

OTHER RETURNING PLAYERS (5)

| | | (2015-16 statistics) | | | | | | | | | | |
|--------------------------|------|----------------------|----------|----------------|-----------------|--------------|-----------|----|----|----|----|---------|
| Name, Yr., Pos. | Exp. | G-GS | MP-Avg. | FG-FGA (FG%) | 3FG-3FGA (3FG%) | FT-FTA (FT%) | Reb.-Avg. | A | TO | B | S | TP-Avg. |
| Glynn Watson Jr., So., G | 1VL | 34-16 | 826-24.3 | 115-296 (.389) | 20-75 (.267) | 42-53 (.792) | 63-1.9 | 83 | 35 | 3 | 40 | 292-8.6 |
| Jack McVeigh, So., F | 1VL | 34-4 | 577-17.0 | 55-157 (.350) | 34-100 (.340) | 20-29 (.690) | 90-2.6 | 35 | 27 | 5 | 14 | 164-4.8 |
| Ed Morrow Jr., So., F | 1VL | 30-1 | 411-13.7 | 53-83 (.639) | 0-0 (.000) | 16-28 (.571) | 99-3.3 | 3 | 31 | 21 | 0 | 122-4.1 |
| Nick Fuller, Jr., F | 2VL | 24-0 | 189-7.9 | 14-29 (.483) | 0-2 (.000) | 16-29 (.552) | 33-1.4 | 5 | 13 | 3 | 9 | 44-1.8 |
| #-Malcolm Laws, Jr., G | 1VL | 6-0 | 19-3.2 | 0-3 (.000) | 0-1 (.000) | 1-2 (.500) | 2-0.3 | 0 | 0 | 0 | 1 | 1-0.2 |

STARTERS LOST (3)

| | | (2015-16 statistics) | | | | | | | | | | |
|---------------------|------|----------------------|-----------|----------------|-----------------|----------------|-----------|----|----|----|----|----------|
| Name, Pos. | Exp. | G-GS | MP-Avg. | FG-FGA (FG%) | 3FG-3FGA (3FG%) | FT-FTA (FT%) | Reb.-Avg. | A | TO | B | S | TP-Avg. |
| Benny Parker, G | 4VL | 34-34 | 878-25.8 | 57-148 (.385) | 24-76 (.316) | 25-29 (.862) | 78-2.3 | 74 | 41 | 2 | 38 | 163-4.8 |
| Shavon Shields, F | 4VL | 30-30 | 921-30.7 | 181-385 (.470) | 28-77 (.364) | 113-147 (.769) | 153-5.1 | 80 | 72 | 10 | 38 | 503-16.8 |
| Andrew White III, G | 1VL | 34-34 | 1010-29.7 | 195-405 (.481) | 87-211 (.412) | 86-111 (.775) | 199-5.9 | 20 | 54 | 11 | 39 | 563-16.6 |

OTHER PLAYERS LOST (4)

| | | (2015-16 statistics) | | | | | | | | | | |
|-----------------------|------|----------------------|----------|--------------|-----------------|--------------|-----------|---|----|----|---|---------|
| Name, Pos. | Exp. | G-GS | MP-Avg. | FG-FGA (FG%) | 3FG-3FGA (3FG%) | FT-FTA (FT%) | Reb.-Avg. | A | TO | B | S | TP-Avg. |
| Jake Hammond, F | 2VL | 29-8 | 311-10.7 | 23-53 (.434) | 0-0 (.000) | 17-39 (.436) | 81-2.8 | 6 | 13 | 17 | 5 | 63-2.2 |
| #-Johnny Trueblood, G | 1VL | 10-0 | 28-2.8 | 2-5 (.400) | 1-1 (1.000) | 3-6 (.500) | 2-0.2 | 4 | 1 | 0 | 1 | 8-0.8 |
| #-Tanner Borchardt, F | 1VL | 8-0 | 28-3.5 | 3-3 (1.000) | 0-0 (.000) | 0-0 (.000) | 9-1.1 | 0 | 5 | 0 | 0 | 6-0.8 |
| Bakari Evelyn, G | 1VL | 18-0 | 88-4.9 | 7-23 (.304) | 2-15 (.133) | 8-8 (1.000) | 9-0.5 | 4 | 8 | 0 | 0 | 24-1.3 |

REDSHIRTS (1)

| Name, Pos. | Yr.-Exp. | Ht. | Wt. | Hometown (Last School) | Career Stats/Highlights |
|---------------|----------|-----|-----|-------------------------------------|-----------------------------------------------------------------------------------------------------------------|
| Anton Gill, G | Jr.-TR | 6-3 | 190 | Raleigh, N.C. (Univ. of Louisville) | Played in 31 games in 14-15 (2.5 ppg, 0.7 rpg); Top-50 recruit at Hargrave Military Academy (28.2 ppg; 5.3 rpg) |

2016-17 NEWCOMERS (6)

| Name, Pos. | Yr.-Exp. | Ht. | Wt. | Hometown (Last School) | Career Stats/Highlights |
|----------------------|----------|------|-----|------------------------------------------|----------------------------------------------------------------------------------------------------------|
| Jeriah Horne, F | Fr.-HS | 6-7 | 222 | Overland Park, Kan. (The Barstow School) | Top-150 player by Rivals; Averaged 21 ppg; 9 rpg; Led Barstow to state finals, where he had 39 points |
| ^James Palmer Jr., F | Jr.-TR | 6-6 | 213 | Upper Marlboro, Md. (Univ. of Miami) | Played in 35 games in 2015-16; 3.5 ppg; 1.2 rpg; Played in 72 games in two seasons at Miami |
| Isaiah Roby, G/F | Fr.-HS | 6-8 | 214 | Dixon, Ill. (Dixon) | Top-150 player by Rivals; 2nd-team All-Illinois by Chicago Tribune; 19.7 ppg; 10.5 rpg; 5.5 apg; 3.9 bpg |
| Jordy Tshimanga, C | Fr.-HS | 6-11 | 275 | Montreal, Quebec (The MacDuffie School) | Top-150 player by Rivals; 18.3 ppg; 14.0 rpg; 3.1 bpg as a senior |
| Evan Taylor | Jr.-JC | 6-5 | 206 | Cincinnati, Ohio (Odessa College) | Averaged 7.5 ppg, 2.5 rpg, 2.5 apg at Odessa College; All-Southern Conf. Freshman Team in 2014-15 |
| #-Jason Shultis | So.-HS | 6-1 | 198 | Dannebrog, Neb. (Grand Island Northwest) | First year in program after joining the team at the start of the fall semester |

#-Walk-on student-athlete; ^-Transfer student-athlete, not eligible until 2017-18



Front row (from left): Evan Taylor, Jason Shultis, Glynn Watson Jr., Tai Webster, Malcolm Laws and Anton Gill. Back row (from left): Nick Fuller, Jeriah Horne, Jack McVeigh, Isaiah Roby, Jordy Tshimanga, Michael Jacobson, Ed Morrow Jr. and James Palmer Jr.

2016-17 OUTLOOK



Tai Webster is NU's top returning scorer at 10.1 points per game. Webster also was fifth in the Big Ten in steals at 1.4 per game.

The 2016-17 edition of the Huskers have a chip placed squarely on their collective shoulder.

"Quite frankly, I think they have been grossly underrated," Nebraska Coach Tim Miles said of pundits' preseason prognostications. "Any media report is basically throwing dirt in our face and burying us alive."

While the Huskers return two starters and five of its top eight players, many of the questions revolve around filling the void left by the graduation of Shavon Shields, Benny Parker and Andrew White III, as the trio accounted for almost 40 points per game.

"I know there are a lot of people who doubt, and for good reason," Miles said. "We lost a lot of scoring, but that doesn't mean we don't have a lot of quality people coming back. I am excited about the season and the people we have in our program."

Miles' belief in the Huskers comes from the continued development of senior guard **Tai Webster**, who built off a

strong junior season with an excellent summer with the New Zealand National team and the experienced gained last season by a talented four-member sophomore class. **Michael Jacobson, Glynn Watson Jr., Ed Morrow Jr. and Jack McVeigh** combined for nearly 40 percent of the Huskers' minutes in conference play last season. Miles praised the group's work on the off-season, as the group has taken on a significant leadership role.

The Huskers' rotation will likely feature five newcomers, as Louisville transfer **Anton Gill** is eligible after sitting out last year along with newcomers **Isaiah Roby, Jeriah Horne, Evan Taylor and Jordy Tshimanga**.

Last year, the Huskers, who were ranked in the top-25 defensively nationally by KenPom in 2013-14 and 2014-15, struggled defensively at times with size. Miles believes the year of experience for the post players and the addition of the newcomers will help NU regain that defensive edge.

"If you play the way that we do, you need versatility and

length, especially defensively on the perimeter," Miles said. "You could see last year when we were playing two small guards that our 3-point shooting defense really suffered. We were also weak at the center spot so when we doubled down, we had no effect on the kick out and the extra reversals and that hurt us a great deal."

"I think we made strides because we are longer defensively and we are stronger inside," Miles said. "I think we made some schematic changes which will pay off for us, and I expect us to be good defensively."

Keyed by the backcourt of Watson and Webster, the fifth-year Husker coach is confident the Huskers' offense can eventually hit its stride as roles change and expand during the year.

"Offensively, I think we will be a good passing team and I think we will create better offensive movement and be better in transition," Miles said. "I am excited to see what we bring to the table. I think it will be a product that will be fun to watch."

Backcourt

The Huskers' deepest area could be in the backcourt, as that position features the Huskers' top two returning scorers in **Webster and Watson Jr.** In addition, newcomers **Gill and Taylor** both possess Division I experience and will factor into the Huskers' rotation this season.

The lone senior on the 2016-17 roster, Webster looks to continue his upward trajectory that began last season. The 6-foot-4 guard raised his scoring average more than six points per game from his sophomore campaign (3.9 to 10.1) while also averaging 4.1 rebounds, 1.4 steals and 1.9 assists per game in 2015-16. Webster reached double figures 16 times, highlighted by a 22-point effort at No. 19 Iowa and a 21-point, eight-carom performance against No. 24 Cincinnati. He closed his junior year with a flourish, averaging 14.7 points per game on 63 percent shooting, along with 4.7 rebounds and 2.3 steals per game in three Big Ten Tournament games.

Webster comes off a great summer representing New Zealand at the FIBA Olympic Qualifying Tournament, averaging 16.3 points and 9.7 rebounds per game despite being the youngest player on the New Zealand roster.

"I think Tai likes the fact that he is the only senior on the team because it clarifies his role," Miles said. "He is our leader and go-to guy, and I think that is something he enjoys because it is similar to his role on New Zealand's team. He is one of the better athletes in the league at the guard position, and he is a power guard who can both score and defend."

Watson proved as a freshman that he could be equally effective as both a scorer and distributor as he shared the point guard spot with four-year performer Benny Parker. Watson played in all 34 games as a true freshman, including 16 starts, and averaged 8.6 points, 2.4 assists and 1.2 steals per game. Watson finished in the top five all-time among Husker freshman in both assists and steals, while his scoring average was the most by a Husker freshman guard since 2005. He reached double figures 15 times and averaged 10.7 points and 2.7 assists per game in the Big Ten Tournament, including a 16-point effort in the win over Wisconsin. With a year of experience and 10 more pounds on his frame, the Husker coaches hope that he can develop into one of the top point guards in the Big Ten.

"Glynn has really worked hard in the offseason with (Strength) Coach Tim Wilson to improve his strength," Miles said. "He showed the ability to be a playmaker, not only with his passing, but also the ability to take over a game from the guard spot."



Jack McVeigh (left) and Ed Morrow Jr. (right) look to earn more playing time this season. McVeigh averaged 4.8 points and 2.6 rebounds per game, while Morrow chipped in 4.1 points per game on 64 percent shooting while ranking second on the team in blocked shots.



Although he is listed as a newcomer, Gill has the benefit of being in the Husker program for the last year after transferring from Louisville. A former top-50 recruit, Gill played in 55 games for the Cardinals, helping the school to an Elite Eight appearance in 2015. As a sophomore, Gill came off the bench for Louisville and averaged 2.5 points, including three double-digit efforts. He also had seven points, including the go-ahead basket and a pair of steals, in the Cardinals' Sweet 16 win over NC State. The 6-foot-3, 195-pound guard has the potential to be an explosive scorer, and looks to follow in the footsteps of All-Big Ten performers Terran Petteway and White as transfers who could make an immediate impact in the Husker lineup.

"Anton has high expectations for the team and himself and I'm excited to see him on the court," Miles said. "He is a powerful, explosive athlete, especially in transition, and is a shot maker. Anton is also someone who has bought in and can be one of the leaders for us."

"He had some knee issues earlier in the summer that we are being cautious with and won't rush him back, but we hope to have him return to action this month, giving him plenty of time before the season starts."

While Gill has the ability to be a prolific scorer, Taylor could provide an impact on the defensive end. The 6-foot-5, 206-pounder played at Odessa College last season, helping the school to its first NJCAA Tournament appearance since 2001. He averaged 7.1 points, 2.5 points and 2.5 assists per game while earning a reputation as a solid physical defender.

"Evan is a total team guy and all he wants to do is win," Miles said. "Whatever role that required him to do, he will do it. I think he can be a timely shooter, an excellent defender and brings a lot to the table and can play at either the point or wing."

Walk-ons **Malcolm Laws** and **Jason Shultis** round out the guard rotation. Laws appeared in six games for the Huskers after transferring from Florida Atlantic, totaling one point and two rebounds in 19 minutes. The 6-foot-1, 190-pounder is a hard worker in practice and will provide depth during his junior season.

Shultis is a late addition to the roster, as he joined the squad at the start of the semester after not playing since high school. The lone Nebraska native on the roster, the 6-foot-1, 198-pound guard helped Grand Island Northwest reach the state tournament as a senior in 2014.

Wings

The biggest change for the Huskers will be at the wings, where the Huskers lose their top two scorers to graduation. The pair combined for over 33 points per game last year, while Shields finished his career as one of only five players in school history with 1,500 points and 600 rebounds.

McVeigh and junior **Nick Fuller** both saw action at the spot a year ago, while Roby and Horne could push for playing time as true freshmen. The final member of the group, **James Palmer Jr.**, is sitting out this season after transferring from Miami.

McVeigh brings both collegiate and international experience to the Husker lineup. The 6-foot-8, 215-pounder was one of four freshmen to play significant roles for the Big Red in 2015-16, averaging 4.8 points and 2.6 rebounds per game. He emerged as one of the Huskers' top 3-point threats, finishing second on the team with 34 3-pointers while playing 17 minutes a game. McVeigh is a member of the Australian National Team pool and made his debut in 2014.

McVeigh got a taste of being in the starting lineup when Shields was sidelined by a concussion for four games. McVeigh made the most of the opportunity, averaging 11.0



Sophomore guard Glynn Watson Jr. had a 2.44-to-1 assist-to-turnover ratio in 2015-16.

points and 3.0 rebounds per game in four contests, while shooting 48 percent from 3-point range. His length and shooting ability gives the Huskers someone who can stretch the floor.

"Jack is an excellent shooter, and as he improves his ball-in-hand game, he will continue to improve," Miles said. "I think the opportunities he had when Shavon missed time will help him this year as he looks to expand his role."

Fuller has been in and out of the Huskers' rotation during the last two seasons. The 6-foot-7 junior from Sun Prairie, Wis., averaged 1.8 points and 1.4 rebounds per game in 24 contests in 2015-16. His season was highlighted by a near double-double in the opener against Mississippi Valley State with 10 points and a career-high nine rebounds in 16 minutes off the bench. Fuller provides depth both on the



Michael Jacobson led NU in blocked shots and reached double figures six times during his freshman season.

INSIDE THE NUMBERS

RETURNING TEAM STATS

| | |
|------------------------------------|--------------------|
| Pct. of scoring..... | 45.8 (1,126/2,456) |
| Pct. of rebounds..... | 51.9 (574/1,105) |
| Pct. of field goals made..... | 47.0 (415/883) |
| Pct. of field goals attempted..... | 48.3 (954/1,976) |
| Pct. of 3-point FG made..... | 35.5 (78/220) |
| Pct. of 3-point FG attempted..... | 40.1 (254/634) |
| Pct. of free throws made..... | 46.4 (218/470) |
| Pct. of free throws attempted..... | 47.2 (304/664) |
| Pct. of assists..... | 52.6 (209/397) |
| Pct. of steals..... | 51.6 (129/250) |
| Pct. of blocked shots..... | 64.3 (72/112) |
| Pct. of minutes..... | 52.4 (3,586/6,850) |

NOTE: All statistics based on returning player stats and percentage of overall team totals from 2015-16.

RETURNING STAT LEADERS

| | |
|-----------------------------|-------------------------|
| Points per game..... | Tai Webster— 10.1 |
| Rebounds per game..... | Michael Jacobson — 4.3 |
| Assists per game..... | Glynn Watson Jr. — 2.4 |
| Steals per game..... | Tai Webster — 1.4 |
| Blocked Shots per game..... | Michael Jacobson — 0.8 |
| Games Started..... | Michael Jacobson — 25 |
| Minutes Played..... | Tai Webster — 941 |
| Field Goals Made..... | Tai Webster — 126 |
| Field Goal Pct..... | Ed Morrow Jr. — 63.9 |
| Free Throws Made..... | Tai Webster — 71 |
| Free Throw Pct..... | Glynn Watson Jr. — 79.2 |
| 3-Pointers Made..... | Jack McVeigh — 34 |
| 3-Point Field Goal Pct..... | Tai Webster — 35.0 |

ACTIVE CAREER LEADERS (ENTERING 2016-17)

| | |
|---------------------|----------------------|
| Points..... | Tai Webster, 588 |
| Rebounds..... | Tai Webster, 263 |
| 3-Pointers..... | Tai Webster, 39 |
| Field Goals..... | Tai Webster, 199 |
| Free Throws..... | Tai Webster, 151 |
| Assists..... | Tai Webster, 164 |
| Steals..... | Tai Webster, 91 |
| Blocked Shots..... | Michael Jacobson, 28 |
| Games Played..... | Tai Webster, 92 |
| Games Started..... | Tai Webster, 56 |
| Minutes Played..... | Tai Webster, 2,221 |

EXPERIENCE CHART

| Totals | Career GP | GP at NU | Starts | Starts at NU |
|---------------|------------|------------|------------|--------------|
| Fuller | 40 | 40 | 1 | 1 |
| Gill | 55 | 0 | 0 | 0 |
| Horne | 0 | 0 | 0 | 0 |
| Jacobson | 34 | 34 | 25 | 25 |
| Laws | 10 | 6 | 0 | 0 |
| McVeigh | 34 | 34 | 4 | 4 |
| Morrow | 30 | 30 | 1 | 1 |
| Palmer | 72 | 0 | 5 | 0 |
| Roby | 0 | 0 | 0 | 0 |
| Shultis | 0 | 0 | 0 | 0 |
| Taylor | 31 | 0 | 15 | 0 |
| Tshimanga | 0 | 0 | 0 | 0 |
| Watson | 34 | 34 | 16 | 16 |
| Webster | 96 | 96 | 52 | 52 |
| Totals | 436 | 274 | 119 | 99 |

wing and in the frontcourt for the Huskers.

"Nick has been a utility guy for us the last two seasons," Miles said. "The thing I respect about Nick is that he would run through a brick wall for us. He brings a positive effort and attitude every day to the gym.

Roby brings a strong skill set to the Husker program. A top-150 player according to Rivals.com, Roby was a two-time all-state performer at Dixon (Ill.) High School. As a senior, he averaged 19.7 points, 10.5 rebounds, 5.5 assists and 3.9 blocks per game in helping his school to a 25-4 mark. At 6-foot-8, 215 pounds, Roby is still growing and his all-around game is well suited to the Huskers' attack. He has been slowed by a pelvic injury since mid-summer, but if healthy, could make a significant early impact.

"Isaiah has a chance to be an incredible player in this program," Miles said. "He's 6-8 or 6-9 with a 7-1 wingspan, has the ball skills of a guard and the ability to block shots, pass and score. You can run an offense through him because he facilitates exceptionally well and he has the ability to play a major part as a true freshman."

Horne comes to Nebraska after a decorated career at The Barstow School in Kansas City, where he led the school to three straight state finals appearances. A top-150 recruit by Rivals, he averaged 22 points, 11 rebounds and three assists per game as a senior en route to being the co-winner of the DiRenno Award, awarded to the top player in the Kansas City area, and a finalist for Mr. Basketball in the state of Missouri. Horne capped his high school career with a 39-point, 14-rebound effort in the state championship game. Horne is a solid shooter, and at 6-foot-7, 222 pounds, he also has the size to match up in the Big Ten.

"Jeriah is a guy who I've been impressed with," Miles said. "He has worked hard to change his body since he got here this summer and has really made improvements. His confidence is growing, and he possesses a high skill level. He can shoot the 3, and I think he is someone who has a chance to get on the floor and be productive for us."

Palmer comes to Nebraska after spending his first two years at the University of Miami. The 6-foot-6 wing brings another veteran to the Husker lineup, as he played in 72 games for the Hurricanes over the last two seasons. As a sophomore, he played in 34 games, averaging 3.5 points and 1.2 rebounds per game for a team that reached the NCAA Sweet 16. He was in double figures twice in 2015-16, including a 14-point effort against Mississippi State and made five starts as a freshman. He will have two years of eligibility remaining beginning with the 2017-18 season.

"James brings a lot of length and athleticism to the wing for us," Miles said. "This redshirt year will be beneficial, as he improves his game. It is going to be great for our guys to go against him every day because he can be a lockdown defender and difficult to go against. James is a guy who can get going offensively and be a bear for us. He will make us better.

Frontcourt

The Huskers' frontcourt should be significantly improved with the return of Jacobson and Morrow Jr. and the addition of Tshimanga.

For both Morrow and Jacobson, the added strength greatly benefitted both players, as well as being healthy throughout the summer. Both players missed significant practice times in 2015-16 because of injuries.

"As both Michael and Ed have gotten stronger, both have gained a lot of confidence in their games, and I've seen that in workouts and in practices," Miles said. "Michael has the ability to play several positions for us with his shooting,



Freshmen Isaiah Roby, Jordy Tshimanga and Jeriah Horne were all ranked among the top 150 recruits in the class of 2016.

while Ed is able to showcase his toughness and athleticism now that he is fully healthy."

"I expect good years out of both, and think they can be consistent and productive players."

Jacobson emerged as Nebraska's starting center as a true freshman, moving into the lineup in December and starting the final 25 games of the season. Jacobson averaged 4.7 points and 4.3 rebounds per game while playing less than 20 minutes per game, while leading the Huskers with 28 blocked shots. He cracked the top-five freshmen lists at NU in both blocked shots and rebounds. Jacobson raised his numbers in Big Ten play, averaging 4.9 points, 5.0 rebounds and 1.1 blocks per game and reached double figures three times in conference action. Jacobson set season bests twice in NU's three Big Ten Tournament games, scoring a season-high 14 points on 6-of-9 shooting against Rutgers before blocking four shots in NU's second-round win over Wisconsin. Jacobson, who is fully healthy after missing a significant portion of the fall because of foot surgery, has been exceptional in the weight room, adding nearly 20 pounds to his 6-foot-9 frame.

Morrow was effective in spurts despite a pair of injuries that limited his explosiveness and effectiveness for most of his freshman year. The 6-foot-7, 234-pound forward averaged 4.1 points and 3.3 rebounds per game while shooting 64 percent from the field. Morrow was also second on the team in blocked shots despite playing less than 14 minutes per game. He reached double figures four times, including three times against Big Ten opponents and shot 74 percent in conference play. Morrow enjoyed a strong offseason and is poised to make a significant impact for the Huskers as a sophomore.

Tshimanga provides size and bulk that has been missing for several seasons in the Husker program. The 6-foot-11, 275-pound freshman averaged 18.3 points, 14.0 rebounds and 3.1 blocks per game at The MacDuffie School last season. He totaled 1,123 points and grabbed 571 rebounds during his career, while reshaping his body after picking up the sport three years ago. Tshimanga, who possesses a 7-foot-4 wingspan, was a top-150 recruit by Rivals and his development during the year may allow Miles the flexibility to match up to the size in the Big Ten.

"We've been missing a true center for some time now, and Jordy fills that role and that is important," Miles said. "He is an impressive person and a willing learner. As he gets

more accustomed to this level and improves his body, I think he can be a very productive player with a high ceiling for the Huskers."

Schedule

The Huskers' schedule will be full of tests by the time Nebraska opens Big Ten play at defending champion Indiana on Dec. 28.

"The schedule is extremely ambitious and was built thinking that we would have our best team, albeit it was a young team," Miles said. "We lost a piece of that late, and I think we can overcome that, but at the same time, you are going to look at our schedule as one of the top 15 or 20 in the country.

"If you want to make the NCAA Tournament as an at-large team, there are some tremendous opportunities for us."

The non-conference slate is highlighted by a trip to California for the DirectTV Wooden Legacy. The Huskers' tournament begins against a Dayton team which returns four starters from a team that won 25 games. The eight-team field also features Sweet 16 participant Texas A&M, UCLA, New Mexico and Virginia Tech.

November closes with the annual ACC/Big Ten Challenge, as the Huskers travel to Clemson looking to remain unbeaten on the road in the challenge. NU is 2-0 in ACC/Big Ten Challenge road tilts, including wins at Florida State (2014) and Wake Forest (2012).

The Huskers return home to take on South Dakota on Dec. 3 before hosting Creighton in the annual intrastate matchup on Dec. 7. Three days later, the Huskers will get their biggest test of non-conference action, as NU travels to Allen Fieldhouse to take on the Kansas Jayhawks. The matchup between NU and KU is the first of a home-and-home series, as well as the first time NU has faced a Big 12 team during the regular season since 2011.

Nebraska opens Big Ten play on the road, as the Huskers travel to Indiana and Maryland (Jan. 1) before hosting Iowa in their home opener on Jan. 5. In all, the Huskers will play 12 of their conference games against teams which made the postseason in 2015-16.

The home schedule features games against Ohio State (Jan. 18), Purdue (Jan. 29), Michigan State (Feb. 2) and Wisconsin (Feb. 9) before the annual Senior Night game against Michigan closes the regular season on Sunday, March 5.

| Date | Opponent | Location | Television/Internet | Time |
|--------------------------------|-------------------------------------|-------------------------------------------------|---------------------|------------------------------------|
| Monday, Nov. 7 | Chadron State (exhibition) | Pinnacle Bank Arena | BTN Plus | 7 p.m. |
| Sunday, Nov. 13 | Sacramento State | Pinnacle Bank Arena | BTN | 7 p.m. |
| Tuesday, Nov. 15 | University of Mary | Pinnacle Bank Arena | BTN Plus | 7 p.m. |
| Saturday, Nov. 19 | Louisiana Tech | Pinnacle Bank Arena | ESPN3 | TBA (1) |
| Thursday, Nov. 24 | vs. Dayton (Wooden Legacy) | Fullerton, Calif. (Titan Gym) | ESPNU | 7:30 p.m. |
| Friday, Nov. 25 | vs. UCLA/Portland (Wooden Legacy) | Fullerton, Calif. (Titan Gym) | ESPN2/ESPN3 | 8:30/11 p.m. |
| Sunday, Nov. 27 | vs. TBA (Wooden Legacy) | Anaheim, Calif. (Honda Center) | ESPN/ESPNU | TBA |
| Wednesday, Nov 30 | at Clemson (ACC/B1G Challenge) | Clemson, S.C. (Littlejohn Coliseum) | ESPNU | 8 p.m. |
| Saturday, Dec. 3 | South Dakota | Pinnacle Bank Arena | BTN Plus | 1 p.m. |
| Wednesday, Dec. 7 | Creighton | Pinnacle Bank Arena | BTN | 8 p.m. |
| Saturday, Dec. 10 | at Kansas | Lawrence, Kan. (Allen Fieldhouse) | ESPN | 2:15 p.m. |
| Sunday, Dec. 18 | Gardner-Webb | Pinnacle Bank Arena | ESPNU | 1 p.m. |
| Tuesday, Dec. 20 | Southern | Pinnacle Bank Arena | BTN Plus | 7 p.m. |
| Wednesday, Dec. 28 | at Indiana # | Bloomington, Ind. (Assembly Hall) | BTN | 6 p.m. |
| Sunday, Jan. 1 | at Maryland # | College Park, Md. (XFINITY Center) | BTN | TBA |
| Thursday, Jan. 5 | Iowa # | Pinnacle Bank Arena | BTN | 8 p.m. |
| Sunday, Jan. 8 | Northwestern # | Pinnacle Bank Arena | BTN | 1:15/3:30 p.m. (2) |
| Saturday, Jan. 14 | at Michigan # | Ann Arbor, Mich. (Crisler Center) | BTN | 1 p.m. |
| Wednesday, Jan. 18 | Ohio State # | Pinnacle Bank Arena | BTN | 8 p.m. |
| Saturday, Jan. 21 | at Rutgers # | Piscataway, N.J. (RAC) | ESPNU | 11 a.m. |
| Thursday, Jan. 26 | at Northwestern # | Evanston, Ill. (Welsh-Ryan Arena) | BTN | 7 p.m. |
| Sunday, Jan. 29 | Purdue # | Pinnacle Bank Arena | BTN | 3:30 p.m. |
| Thursday, Feb. 2 | Michigan State # | Pinnacle Bank Arena | ESPN/ESPN2 | 6 p.m. |
| Sunday, Feb. 5 | at Iowa # | Iowa City, Iowa (Carver-Hawkeye Arena) | BTN | 1 p.m. |
| Thursday, Feb. 9 | Wisconsin # | Pinnacle Bank Arena | BTN | 8 p.m. |
| Tuesday, Feb. 14 | Penn State # | Pinnacle Bank Arena | BTN | 8 p.m. |
| Saturday/Sunday, Feb. 18/19 | at Ohio State # | Columbus, Ohio (Value City Arena) | CBS/BTN | TBA (3) |
| Thursday, Feb. 23 | at Michigan State # | East Lansing, Mich. (Breslin Center) | ESPNU | 6 p.m. |
| Sunday, Feb. 26 | Illinois # | Pinnacle Bank Arena | BTN | 6:30 p.m. |
| Thursday, March 2 | at Minnesota # | Minneapolis, Minn. (Williams Arena) | ESPNU | 6 p.m. |
| Sunday, March 5 | Michigan # | Pinnacle Bank Arena | BTN | 7 p.m. |
| at Big Ten Tournament | | | | |
| Wednesday, March 8 | at Big Ten Tournament First Round | Washington, D.C. (Verizon Center) | ESPN2/BTN | 3:30 p.m./6 p.m. |
| Thursday, March 9 | at Big Ten Tournament Second Round | Washington, D.C. (Verizon Center) | BTN/ESPN2 | 11 a.m./1:30 p.m./5:30 p.m./8 p.m. |
| Friday, March 10 | at Big Ten Tournament Quarterfinals | Washington, D.C. (Verizon Center) | ESPN/BTN | 11 a.m./1:30 p.m./5:30 p.m./8 p.m. |
| Saturday, March 11 | at Big Ten Tournament Semifinals | Washington, D.C. (Verizon Center) | CBS | Noon/2:30 p.m. |
| Sunday, March 12 | at Big Ten Tournament Championship | Washington, D.C. (Verizon Center) | CBS | 2 p.m. |
| at NCAA Tournament | | | | |
| Tuesday-Wednesday, March 14-15 | First Four | Dayton, Ohio | TruTV | TBA |
| Thursday-Sunday, March 16-19 | First/Second Rounds | Various Sites | CBS/TBS/ TNT/TruTV | TBA |
| Thursday-Friday, March 23-24 | NCAA Regional Semifinals | Various Sites | CBS/TBS | TBA |
| Saturday-Sunday, March 25-26 | NCAA Regional Finals | Various Sites | CBS/TBS | TBA |
| Saturday, April 2 | National Semifinals | Glendale, Ariz. (University of Phoenix Stadium) | CBS | TBA |
| Monday, April 4 | National Championship Game | Glendale, Ariz. (University of Phoenix Stadium) | CBS | TBA |

#-Big Ten Conference games; All times listed are Central; All games carried on the IMG Husker Sports Radio Network;

Notes: (1) - Nov. 14 start time determined after Nebraska football start time vs. Maryland announced; Will start no earlier than 7 p.m.; (2) - Jan. 8 times announced by Jan. 2; (3) - Feb. 18-19 times and TV announced by Jan. 30.

SCHEDULE NOTES

- ▶ The Huskers will face a minimum of five first-time foes during the 2016-17 season (Sacramento State, University of Mary, Dayton, Clemson and Gardner-Webb). In addition, NU has not faced two other teams in the DirecTV Wooden Legacy field (Portland and Cal State Northridge).
- ▶ The Huskers will be tested in 2016-17, as at least six opponents are ranked in the Blue Ribbon preseason top-25. The Huskers face No. 3 Kansas and No. 19 Creighton in non-conference action and could meet No. 22 UCLA in the second round of the DirecTV Wooden Legacy. The four Big Ten teams ranked by the publication include No. 9 Purdue, No. 11 Michigan State, No. 18 Indiana and No. 24 Maryland.
- ▶ Nebraska's game at Kansas on Dec. 10 will be the first regular-season non-conference game against a Big 12 foe since the Huskers joined the Big Ten in 2011-12. In addition, the Huskers could face another school that left the Big 12 at the Wooden Legacy, as they could face Texas A&M, who left for the SEC, on the final day of competition.
- ▶ In 2016-17, the Huskers' five "double-play" opponents are Iowa, Michigan, Michigan State, Northwestern and Ohio State. NU's "single-play" home opponents are Illinois, Penn State, Purdue and Wisconsin while Indiana, Maryland, Minnesota and Rutgers are the Huskers' "single-play" road games in Big Ten play.
- ▶ The Big Ten Tournament makes its first appearance outside the Midwest, as the Verizon Center in Washington, D.C. will host this year's event and runs from March 8-12. Next year, the site moves to Madison Square Garden in New York City for the first time.
- ▶ The Huskers will have a minimum of 31 games broadcast live on TV or the Internet in 2016-17. Every Big Ten conference game is carried nationally on one of the Big Ten's television partners (ESPN, CBS, BTN) while all 12 non-conference games will be on a Big Ten Network (BTN or BTN Plus) or ESPN platform (ESPN, ESPN2, ESPNU or ESPN3).

PLAYING THE YOUNGSTERS

With its highest-ranked freshman class in nearly two decades, Head Coach Tim Miles relied on his freshman class extensively in 2015-16. The quartet of Michael Jacobson, Jack McVeigh, Ed Morrow Jr., and Glynn Watson Jr., accounted for 35 percent of the Huskers' entire minute total in 2015-16. Jacobson, McVeigh and Watson played in all 34 games, while Morrow played in 30 contests, as he missed four games with a foot injury. In the Big Ten Tournament, they combined for nearly 40 percent of NU's minutes and 31 percent of the Huskers' offense.

| Category | Overall | B1G | BTT |
|-----------------------|---------|-----|-----|
| Percentage of Minutes | 35% | 38% | 39% |
| Percentage of Points | 30% | 34% | 31% |

- ▶ Nebraska has relied on its youth down the stretch, as a freshman led the Huskers in either points, rebounds or assists in 10 of the Huskers' final 11 contests.
- ▶ In Big Ten play last season, nearly 40 percent of Nebraska's total minutes and 35 percent of NU's offense came from the freshmen class.
- ▶ In research by Bradley University, Nebraska ranked fifth among all power conference teams in minutes played by freshmen in 2015-16. NU trailed only Washington, Boston College, Kentucky, and Duke among minutes played by freshmen in power conferences during the regular season.
- ▶ At Wisconsin on Feb. 10, the Huskers started three true freshmen (Glynn Watson Jr., Michael Jacobson and Jack McVeigh), marking the first time in nearly 10 years that the Huskers starting lineup featured three true freshmen.
- ▶ Since Tim Miles arrived at Nebraska four seasons ago, the Huskers have started at least one true freshman in 71 percent of its games.

TAI'S SCORING JUMP

Tai Webster put together one of the largest one-season scoring jumps by a Husker in recent memory during the 2015-16 season. The 6-foot-4 guard from Auckland, New Zealand improved his scoring average from 3.9 ppg to 10.1 ppg from his sophomore to junior campaigns. Webster's jump was the largest by a Husker since Aleks Maric, who raised his scoring average by 7.6 points per game between his sophomore and junior seasons. Since 2000, only six Huskers have improved by at least five points per game.

Players Who Increased Scoring 5 PPG since 2000

| Player | PPG Increase | Years |
|-----------------|--------------|--------------------|
| Cookie Belcher* | +10.4 | 1990-00 to 2000-01 |
| Aleks Maric | +7.6 | 2005-06 to 2006-07 |
| John Robinson | +7.5 | 2000-01 to 2001-02 |
| Tai Webster | +6.2 | 2014-15 to 2005-16 |
| Marcus Perry | +5.3 | 2005-06 to 2006-07 |
| Brian Conklin | +5.1 | 2000-01 to 2001-02 |

*Played just 4 games before taking medical redshirt

PUTTING UP THE POINTS

The 2015-16 Huskers enjoyed one of the biggest offensive improvements in school history. The Huskers improved their season scoring average by 11.2 points per game and finished seventh in the Big Ten in scoring offense.

- ▶ Nebraska averaged 72.2 points per game, the highest total since the 1996-97 team averaged 72.9 points per game. It marked the first time since 2003-04 that Nebraska averaged over 70 points per game.
- ▶ Nebraska's scoring average was 11.7 points higher than last year's total, the largest single-season jump since WWII. It is the first time that NU's scoring average jumped more than 10 ppg from the previous season.
- ▶ In Big Ten action, Nebraska improved its scoring average by a conference-best 12.5 points per game. The Huskers and Michigan State were the only schools which saw its scoring jump by double-figures inside the conference in 2015-16.

NU's Largest Single-Season Scoring Increases

| Season #1 | PPG | Season #2 | PPG | Increase |
|-----------|------|-----------|------|----------|
| 2014-15 | 61.5 | 2015-16 | 72.2 | +11.7 |
| 1950-51 | 52.6 | 1951-52 | 62.3 | +9.7 |
| 1964-65 | 68.2 | 1965-66 | 77.2 | +9.0 |

HUSKER LEGACIES

The 2016-17 Huskers feature several players whose parents played collegiately. In all, six of the 14 players had at least one parent who played college basketball. The list is led by Tai Webster's father, Tony, who was a first-team All-WAC selection at Hawaii, and Anton Gill's father, Anton, who was an All-CAA player at East Carolina. In addition, Ed Morrow Jr.'s, Mother, Nafeesah Brown, was a star player at Nebraska in the mid-1990s and scored nearly 1,100 points in her Husker career.

Parents of Husker Players

| Player | Relative | Sport-School | Worth Noting |
|--------------|----------------|-------------------|--------------------------------------------------|
| Anton Gill | Anton Gill Sr. | MBB-East Carolina | 1st-team All-Colonial Athletic Conference (1995) |
| Jeriah Horne | Jerrell Horne | MBB-Memphis | Played during 1992-93 and 1993-94 seasons |

| | | | |
|------------------|----------------|--------------|-----------------------------------------------------|
| Evan Taylor | Kyle Taylor | MBB-Xavier | Helped Xavier to NCAA Tournament in 1997 |
| Tai Webster | Tony Webster | MBB-Hawaii | First-team All-Western Athletic Conference (1983) |
| Ed Morrow Jr. | Ed Morrow Sr. | FB-Nebraska | Member of 1994 National Championship Team |
| | Nafeesah Brown | WBB-Nebraska | First-team All-Big Eight (1994); 1,089 points at NU |
| Michael Jacobson | Bill Jacobson | MBB-Omaha | Helped UNO to two Division II NCAA tournaments |

HUSKERS FACED CHALLENGING SLATE IN 2015-16

- Nebraska tied a school record in 2015-16, as the Huskers faced 10 AP-ranked opponents, including No. 18 Maryland in the Big Ten quarterfinals.
- ▶ The 10 AP ranked foes occurred for the fourth time in school history and for the second time in Tim Miles' four seasons at Nebraska. NU faced 10 ranked opponents in 2012-13 as well as during the 1991-92 and 1994-95 seasons. In addition, the Huskers also faced Wisconsin, which was ranked 25th in the coaches poll, during the Big Ten Tournament.
 - ▶ Including the game against Wisconsin, NU's 11 games against teams in either the AP or coaches poll was second in the Big Ten during the regular season. Only Michigan, which played 12 regular-season games against ranked opponents, played more.
 - ▶ Nebraska played 16 games against teams which made either the NCAA Tournament or the NIT, including 14 games against NCAA qualifiers.

HUSKERS ARE A BIG DRAW AT PINNACLE BANK ARENA

- Nebraska basketball has become one of the toughest tickets in the Big Ten since the program moved into Pinnacle Bank Arena in 2013-14.
- | Season | Average | Rank |
|---------|---------|------|
| 2010-11 | 9,395 | 46th |
| 2011-12 | 10,019 | 40th |
| 2012-13 | 10,352 | 38th |
| 2013-14 | 15,419 | 13th |
| 2014-15 | 15,569 | 10th |
| 2015-16 | 15,430 | 11th |
- ▶ Nebraska averaged 15,430 fans per game in 2015-16 and ranked 11th nationally in average attendance.
 - ▶ Season tickets for the 2015-16 campaign were sold out by October (both season tickets and student tickets), marking the third straight year that they were sold out before the start of the season.
 - ▶ In 2014-15, the Huskers broke their own single-season record for average attendance for the second straight year, averaging 15,569 fans per game. Nebraska finished the 2014-15 season ranked 10th nationally in attendance, the highest Nebraska has finished in national attendance since the NCAA began its rankings in 1977-78.
 - ▶ Nebraska has enjoyed success in Pinnacle Bank Arena, posting a 35-15 record in the building.
 - ▶ The Big Ten led the nation in attendance for the 40th consecutive year with an average of 12,555 fans per game. Seven Big Ten teams ranked in the top 20 in attendance in 2015-16.

BUS WHITEHEAD MEMORIAL SCHOLARSHIP


The newest endowed scholarship at Nebraska honors one of the most legendary figures in Husker basketball history, as the Bus Whitehead Memorial Scholarship was created in 2013. The scholarship honors the two-time all-conference selection who guided the Huskers to consecutive Big Seven championships in 1949 and 1950.

The recipient shall be a member of the Husker basketball program and preference shall be given to a candidate who has demonstrated a high level of athletic achievement, moral character, effective leadership skills, integrity and a commitment to excellence in all endeavors. Preference shall be given to residents of Nebraska.

For more on the Bus Whitehead Memorial Scholarship or any of the other Devaney Society scholarships, contact A.T. Greer in Nebraska Athletics Development and Ticketing Department at (402) 472-2367.

BUS WHITEHEAD MEMORIAL SCHOLARSHIP WINNERS

| | |
|---------------|------------------|
| Year | Honoree |
| 2013-14 | Shavon Shields |
| 2014-15 | Benny Parker |
| 2015-16 | Andrew White III |





2016-17 HUSKERS

TAI WEBSTER



#0 TAI WEBSTER
SENIOR | GUARD | 6-4 | 195 | AUCKLAND, NEW ZEALAND

CAREER HONORS

- ▶ New Zealand National Team (2014-present)
- ▶ 2016 adidas Nations Camp Counselor
- ▶ 2015 Barclays Center Classic All Tournament Team
- ▶ Three-Time NU Scholar-Athlete Honor Roll
- ▶ 2016 Tom Osborne Citizenship Team

2016-17 (Outlook)

Tai (pronounced Tie) Webster looks to build on a solid junior season, as he becomes the focal point of the Husker attack this season. Webster, whose 52 career starts at Nebraska are more than the rest of the roster combined, was third on the team in scoring at 10.1 points per game last season and ranked fifth in the Big Ten with 1.4 steals per game. The 6-foot-4 senior continued to enhance his game over the summer playing with the New Zealand National Team. Webster starred for the Kiwis in the FIBA Olympic qualifier, leading the team in both scoring (16.3 ppg) and rebounding (9.7 rpg) in helping them reach the semifinals. Webster's size and athleticism makes him a tough matchup for opposing guards, while he has worked hard to expand his game.

2016 (Summer)

Webster represented New Zealand in the FIBA Olympic Tournament Qualifier in July of 2016, playing in all three games to help New Zealand reach the semifinals. He averaged 16.3 points per game and 9.7 rebounds per game despite being the youngest player on New Zealand's 12-man roster. Webster finished tournament play second among all players in rebounding, fifth in scoring and sixth in field goal percentage and assists. His tournament was highlighted by a pair of double-doubles, including a 15-point, 10-rebound effort against Canada in the semifinals.

2015-16 (Junior)

One of the most improved players in the Big Ten, Webster put together the best season of his career in 2015-16. He played in all 34 games, averaging 10.1 points and 4.1 rebounds per game, doubling his previous bests in both categories. The 6-foot-4 guard also ranked fifth in the Big Ten in steals at 1.4 per game.

CAREER STATS

vs. All Opponents

| Year | G-GS | MP-Avg. | FG-FGA | Pct. | 3FG-3FGA | Pct. | FT-FTA | Pct. | Rebounds | | | | | | | TP-Avg. |
|--------------|--------------|------------------|----------------|-------------|---------------|-------------|----------------|-------------|---------------|----------------|--------------|------------|------------|-----------|-----------|----------------|
| | | | | | | | | | O-D | Tot.-Avg. | F-DQ | A | TO | B | S | |
| 2013-14 | 32-30 | 729-22.8 | 34-112 | .304 | 6-35 | .171 | 52-84 | .619 | 14-52 | 66-2.1 | 74-0 | 63 | 58 | 3 | 24 | 126-3.9 |
| 2014-15 | 30-4 | 551-18.4 | 39-109 | .358 | 12-52 | .231 | 28-38 | .737 | 12-45 | 57-1.9 | 64-2 | 35 | 39 | 4 | 21 | 118-3.9 |
| 2015-16 | 34-18 | 941-27.7 | 126-266 | .474 | 21-60 | .350 | 71-96 | .740 | 27-113 | 140-4.1 | 74-2 | 66 | 71 | 12 | 46 | 344-10.1 |
| TOTAL | 96-52 | 2221-23.1 | 199-487 | .409 | 39-147 | .265 | 151-218 | .693 | 53-210 | 263-2.7 | 212-4 | 164 | 168 | 19 | 91 | 588-6.1 |

vs. Big Ten Opponents

| Year | G-GS | MP-Avg. | FG-FGA | Pct. | 3FG-3FGA | Pct. | FT-FTA | Pct. | Rebounds | | | | | | | TP-Avg. |
|--------------|--------------|------------------|---------------|-------------|--------------|-------------|---------------|-------------|---------------|----------------|--------------|-----------|-----------|----------|-----------|----------------|
| | | | | | | | | | O-D | Tot.-Avg. | F-DQ | A | TO | B | S | |
| 2013-14 | 18-18 | 383-21.3 | 11-45 | .244 | 3-15 | .200 | 22-30 | .733 | 5-31 | 36-2.0 | 34-0 | 31 | 30 | 2 | 13 | 47-2.6 |
| 2014-15 | 17-1 | 290-17.1 | 18-50 | .360 | 6-20 | .300 | 14-19 | .737 | 5-24 | 29-1.7 | 32-1 | 19 | 15 | 1 | 11 | 56-3.3 |
| 2015-16 | 18-3 | 497-27.6 | 63-141 | .447 | 10-33 | .303 | 43-57 | .754 | 14-64 | 78-4.3 | 37-1 | 35 | 36 | 5 | 23 | 179-9.9 |
| TOTAL | 53-22 | 1170-22.1 | 92-236 | .390 | 19-68 | .279 | 79-106 | .745 | 24-119 | 143-2.7 | 103-2 | 85 | 81 | 8 | 47 | 282-5.3 |

Webster, who made 18 starts, reached double figures 16 times, including a pair of 20-point efforts. He closed the season by playing some of his best basketball in the Big Ten Tournament, averaging 14.7 points, 4.7 rebounds and 2.3 steals per game to help the Huskers to the quarterfinals. He scored 12 of his 17 points in the second half against No. 18 Maryland, as the Huskers cut a 25-point deficit to six points in the final minute. He also keyed NU's win over Rutgers with 18 points, five rebounds and four assists.

Webster moved back into the starting lineup for the Huskers' final six games and averaged 12.2 points, 5.5 rebounds, 2.2 assists and 2.2 steals per game in that stretch.

In Big Ten play, he averaged 9.9 points, 4.3 rebounds and 1.3 steals per game while shooting 45 percent from the field. Webster reached double figures in Big Ten play eight times, including a career-high 22 point effort at No. 19 Iowa on Jan. 5. In that game, he hit 7-of-11 shots and also added five rebounds in 33 minutes off the bench. He also had 17 points and three steals at No. 21 Purdue and added 16 points on 6-of-8 shooting and five rebounds at Illinois. He had nine of his 17 points in a 17-4 first-half run.

After a slow start to the season, Webster enjoyed a breakout performance at the Barclays Center Classic to earn a spot on the all-tournament team. In the opener, Webster set then career bests in points (21) and rebounds (eight) in a four-point loss to No. 24 Cincinnati. The following day, he followed up with an 18-point effort in a win over Tennessee. He also had 15 points in a loss at Creighton.

2014-15 (Sophomore)

Webster emerged as one of the first Huskers off the bench, backing up All-Big Ten performers Terran Petteway and Shavon Shields. He played in 30 games, averaging 3.9 points and 1.9 rebounds per game in 18.4 minutes per game. In all, he had three games in double figures, including a pair of 13-point efforts, and led NU in assists on five occasions in 2014-15. Webster, who fell out of the rotation early in Big Ten play, found a role as NU's energy guy off the bench and his improved defense

showed in other facets of his game. In his final 13 appearances off the bench, he shot nearly 40 percent from the field, including 35 percent from 3-point range, and had a 1.3-to-1 assist-to-turnover ratio.

Webster got off to a slow start in Big Ten play, totaling just five points and playing just 27 minutes during NU's first five conference games before earning an opportunity against Minnesota on Jan. 20. In that game, he helped limit Andre Hollins to just 2-of-10 shooting in the second half of Nebraska's 52-49 win. Webster built off that performance with his best game of the season, scoring 13 points, including a pair of 3-pointers, going 7-of-8 from the line, and adding three rebounds and a pair of steals in 28 minutes to key a 79-77 win over Michigan State on Jan. 24. He nearly keyed a comeback at Penn State, totaling five points and four steals as NU whittled a 20-point second-half deficit to three before falling, as he had five points off the bench in four consecutive games.

Webster started NU's first three games before moving to the bench to give the Huskers more scoring punch. He reached double figures in two of NU's first four games, scoring 13 points on 5-of-7 shooting and recording four steals against Central Arkansas. He keyed NU's win over Omaha with 10 points and a season-high four assists in 28 minutes off the bench. Webster's biggest contributions in non-conference action came in the double overtime win over Cincinnati on Dec. 13, when he scored all nine of his points in the second half and the two overtimes. His hustle play and offensive rebound with 1:18 left in the second OT led to Benny Parker's game-winning basket against the Bearcats.

2014 (Summer)

Webster competed for New Zealand's Senior National Team, including the FIBA World Cup in Spain, helping his team to the round of 16. He averaged 5.3 points, 3.0 rebounds and 1.5 assists per game despite being the fourth-youngest player in the tournament. Webster had eight points, seven rebounds and three assists in a win over the Ukraine and added seven points and five rebounds against Turkey. Against Team USA he had four points and a pair of blocked shots in 15 minutes against the eventual gold medalists.

CAREER HIGHS

| | |
|-------------|---------------------------------|
| Points | 22, at Iowa (1/5/16) |
| Rebounds | 8, two times (last, 3/1/16) |
| Field Goals | 7, five times (last, 3/11/16) |
| Free Throws | 8, Penn State (2/20/14) |
| 3-point FG | 2, five times (last, 3/11/16) |
| Assists | 5, five times (last, 2/20/16) |
| Steals | 5, Michigan (1/24/16) |
| Blocks | 3, at Northwestern (3/6/16) |
| Minutes | 37, Abilene Christian (12/5/15) |



MISC. STATS

| Category | 2015-16 | Career |
|--------------------------|---------|--------|
| Double-Figure Scoring | 16 | 23 |
| Double-Figure Rebounding | 0 | 0 |
| Double-Figure Assists | 0 | 0 |
| Double-Doubles | 0 | 0 |
| Led NU in Scoring | 4 | 4 |
| Led NU in Rebounding | 3 | 4 |
| Led NU in Assists | 10 | 23 |
| 20+ Point Games | 2 | 2 |
| 30+ Point Games | 0 | 0 |

2013-14 (Freshman)

Webster was an immediate contributor for the Huskers as a true freshman, averaging 3.9 points, 2.1 rebounds and 2.0 assists per game in helping the Huskers reach the NCAA Tournament. He led NU with 63 assists and also was among the team leaders in steals. Webster reached double figures four times, including a season-high 14 points against Georgia, and paced the squad in assists eight times.

In Big Ten play, Webster started all 18 games, as he split time with Benny Parker during the second half of the season. He averaged just 2.6 points per game in conference play, but helped the Huskers in other areas as he was second on the team in assists (31) and fourth in steals (13) while



hitting 73 percent from the foul line after entering Big Ten play at 56 percent. He enjoyed his best effort in conference play against Penn State on Feb. 23, totaling 10 points, a season-high five rebounds and a team-best three assists. It marked his first double-digit effort in Big Ten play, as he went 8-of-10 from the line against the Nittany Lions. Webster also performed well in NU's win over No. 18 Ohio State with nine points, including 5-of-6 from the foul line, and two rebounds.

In his collegiate debut, Webster totaled nine points, two rebounds and an assist in helping the Huskers to a 79-55 win over Florida Gulf Coast. He reached double figures for the first time in his young career against South Carolina State on Nov. 17, totaling 13 points, four rebounds and two assists. He had 12 points and two assists in a loss to UMass on Nov. 22, before enjoying the best game of his freshman year on Nov. 24 against Georgia. In that game, he came off the bench to score 14 points and dish out three assists in NU's 73-65 win. Webster scored 13 of his points in the second half and went 7-of-9 from the foul line.

Before Nebraska

Webster has enjoyed a decorated career on the international stage, as well as in his native New Zealand. After graduating from Westlake Boys High School, Webster played for the Waikato Pistons in the National Basketball League in New Zealand in 2012-13, averaging 18.5 points, 3.9 rebounds and 4.4 assists per game despite being the youngest player in the league. In his final year in school, Webster led the Westlake Boys High School and Coach Ben Eves to the National Secondary Schools Basketball Championships in October of 2012, scoring 24 points en route to garnering tournament MVP honors.

Much of Webster's acclaim was on the national and international stage, as he was selected for the New Zealand team at 17 years old. He made his national team debut in 2012, leading the Tall Blacks in scoring three times in six contests in his first senior national team action. He averaged 13.5 points per game in the 2012 FIBA World Olympic Qualifying Tournament, while shooting 52.5 percent from the field. His 21 points led all scorers in a win over Angola, as he went 7-of-12 from the field, including 5-of-6 from 3-point range. He topped

New Zealand in scoring in pretournament competition against both Olympic qualifier Brazil (eight) and Greece (18). He also won a gold medal at the inaugural FIBA 3x3 U18 World Championship in Italy in 2011. In addition to his basketball exploits, he also played volleyball at Westlake Boys High School.

Webster selected Nebraska over Pittsburgh, Virginia, Wake Forest, St. Mary's, LSU and SMU. He was a four-star recruit by ESPN.com and one of the top point guards in the class of 2013.

Personal

Tai is the son of Cherry and Tony Webster and was born on May 29, 1995, in Auckland, New Zealand. He has one older brother, Corey, who was also a member of New Zealand's national team in 2014 and is in training camp with the NBA's New Orleans Pelicans. Tony Webster was a standout athlete in his own right, earning first team All-WAC honors at Hawaii in 1983 and ranking fourth on Hawaii's career steals list before playing professionally. Tai majors in sociology at Nebraska and is on pace to graduate in May of 2017.



#23 NICK FULLER
JUNIOR | FORWARD | 6-7 | 213 | SUN PRAIRIE, WIS.

CAREER HONORS

- ▶ 2013-14 Husker Lifter of the Year
- ▶ 2015 Academic All-Big Ten
- ▶ Three-Time Nebraska Scholar-Athlete Honor Roll
- ▶ Two-Time Tom Osborne Citizenship Team

2016-17 (Outlook)

With the graduation of starting wings Shavon Shields and Andrew White III, junior Nick Fuller has an opportunity to earn extended playing time in 2016-17. Throughout the last two years, Fuller has provided a spark off the bench, whether it was a career-high 12 points at nationally ranked Maryland as a sophomore or taking a spot in the rotation while Shields was sidelined with a concussion in 2015-16. One of the most experienced players on the roster, Fuller has played in 40 games at Nebraska and possesses a good understanding of the Huskers offense. A solid rebounder, the 6-foot-7 Fuller has the potential to be more of a scorer and that would aid the Huskers in 2016-17.

2015-16 (Sophomore)

Fuller was a backup at both the wing and post positions, playing in 24 games and averaging 1.8 points and 1.4 rebounds per game.

In Big Ten play, his longest stretch of action came in February after Shavon Shields was injured. Fuller played 18 minutes in the win over Rutgers on Feb. 6, totaling two points, three rebounds and a pair of steals against the Scarlet Knights. That began a stretch of three straight games playing double-figure minutes, capped by four points, two steals and three rebounds in 14 minutes in a win over Penn State on Feb. 13. He also had four points on 2-of-2 shooting in the win at Rutgers on Jan. 9.

During non-conference action, Fuller played in 11 contests, highlighted by a 10-point, nine-rebound effort off the bench against Mississippi Valley State on Nov. 14. He also helped key a second-half rally against Rhode Island with three points, three boards and a steal in 11 minutes, as Nebraska rallied from a 11-point deficit on Dec. 13. Fuller closed non-conference play with seven points on 3-of-5 shooting against Prairie View A&M on Dec. 22.

2014-15 (Redshirt Freshman)

Fuller provided depth on the wing as a redshirt freshman. He played in 16 games and averaged 2.1 points and 1.3 rebounds per game. He shot 52 percent from the floor, including 3-of-8 from 3-point range, in limited action.

He earned a majority of his action during the final three weeks of the regular season, as he played in five of the Huskers' last six Big Ten games. Fuller enjoyed a breakout performance against Maryland on Feb. 19, coming off the bench to set season highs in both points (12) and rebounds (five) in 26 minutes of work. That effort earned him a start against Iowa, when he had five points and five rebounds in a season-high 30 minutes of work. Fuller also provided a spark in NU's win over Rutgers, totaling four points and four rebounds, including three offensive boards, in just 13 minutes.

During non-conference action, Fuller played just eight minutes in NU's first seven games before earning some time against Incarnate Word. In that game, he played 13 minutes and had six points, two rebounds and a pair of assists.

2013-14 (Redshirt)

Fuller redshirted during the 2013-14 season. He was named Lifter of the Year, adding nearly 20 pounds, while lowering his body fat to 8.3 percent. He also increased his bench press by 35 pounds, his squat by 70 pounds and his standing vertical jump by three inches.

Before Nebraska

Fuller enjoyed a storied high school career playing for Coach Jeff Boos at Sun Prairie High School. Fuller was a four-year starter and set the Big Eight Conference scoring record with 1,940 points, shattering the previous mark of 1,669 points by Jeronne Maymon, who played at Marquette and Tennessee. Fuller had a pair of 40-point games and scored 30 or more points 15 times during his high school career. He was a two-time Wisconsin State Journal All-Area Boys Basketball Player of the Year and two-time Big Eight Conference Player of the Year. He also grabbed 693 rebounds from his forward spot.

Fuller was rated by 247Sports as one of the top 150 players in the country and was a

consensus three-star recruit by Rivals.com, Scout.com, ESPN and 247Sports.com. He was listed by ESPN as the 21st-best small forward in the country in the class of 2013.

A finalist for Mr. Basketball in Wisconsin in 2012-13, Fuller averaged 25.0 points and 11.2 rebounds per game in leading Sun Prairie to a 20-4 record and the Cardinals' first conference title in 37 years. A second-team all-state selection, he was part of a talent-rich 2013 senior class which sent nearly 20 players to the Division I ranks. He was a two-time D1 all-state selection by the Wisconsin Basketball Coaches Association and a three-time all-state honoree by the Associated Press.

He earned Big Eight Conference Player of the Year and Wisconsin State Journal Area Player of the Year for the first time as a junior, when he averaged 23.5 points and 8.2 rebounds per game in helping Sun Prairie to a 17-8 record and a berth in the 2012 Division I sectional semifinals. He totaled 40 points in a win over Madison West to help Sun Prairie earn a runner-up conference finish. A three-time all-conference pick and three-time all-state honoree, Fuller averaged 18.5 points per game as a sophomore and helped Sun Prairie to a 19-6 record and a sectional final runner-up. In the summers, he played for the Wisconsin Swing AAU program directed by Justin Litscher.

He also performed well in the classroom during his career at Sun Prairie, carrying a 3.5 GPA and making the honor roll all four years at the school. Fuller selected Nebraska over Minnesota and a host of schools, including Marquette, Butler, Colorado and Creighton.

Personal

Nick is the son of Jeff and Ann Fuller and was born on May 2, 1995, in Madison, Wis. He has one younger brother, Kyle. Nick is a management major at Nebraska and is on track to graduate in May of 2017. When he arrived in the fall of 2013, Fuller became the first Wisconsin native on the Husker basketball roster since Keith Neubert in the mid-1980s.

CAREER STATS

vs. All Opponents

| Year | G-GS | MP-Avg. | FG-FGA | Pct. | 3FG-3FGA | Pct. | FT-FTA | Pct. | Rebounds | | | | | TP-Avg. | | |
|--------------|-------------|----------------|--------------|-------------|-------------|-------------|--------------|-------------|--------------|---------------|-------------|----------|-----------|----------|-----------|---------------|
| | | | | | | | | | O-D | Tot.-Avg. | F-DQ | A | TO | | B | S |
| 2014-15 | 16-1 | 129-8.1 | 13-25 | .520 | 3-8 | .375 | 5-6 | .833 | 8-13 | 21-1.3 | 12-0 | 4 | 4 | 2 | 2 | 34-2.1 |
| 2015-16 | 24-0 | 189-7.9 | 14-29 | .483 | 0-2 | .000 | 16-29 | .552 | 15-18 | 33-1.4 | 27-0 | 5 | 13 | 3 | 9 | 44-1.8 |
| TOTAL | 40-1 | 318-8.0 | 27-54 | .500 | 3-10 | .300 | 21-35 | .600 | 23-31 | 54-1.4 | 39-0 | 9 | 17 | 5 | 11 | 78-2.0 |

vs. Big Ten Opponents

| Year | G-GS | MP-Avg. | FG-FGA | Pct. | 3FG-3FGA | Pct. | FT-FTA | Pct. | Rebounds | | | | | TP-Avg. | | |
|--------------|-------------|----------------|--------------|-------------|------------|-------------|------------|-------------|--------------|---------------|-------------|----------|----------|----------|----------|---------------|
| | | | | | | | | | O-D | Tot.-Avg. | F-DQ | A | TO | | B | S |
| 2014-15 | 11-1 | 104-9.5 | 11-21 | .524 | 2-6 | .333 | 4-5 | .800 | 7-10 | 17-1.5 | 8-0 | 1 | 3 | 2 | 2 | 28-2.5 |
| 2015-16 | 10-0 | 90-9.0 | 7-15 | .467 | 0-0 | .000 | 1-4 | .250 | 6-5 | 11-1.1 | 15-0 | 2 | 6 | 2 | 4 | 15-1.5 |
| TOTAL | 21-1 | 194-9.2 | 18-36 | .500 | 2-6 | .333 | 5-9 | .556 | 13-15 | 28-1.3 | 23-0 | 3 | 9 | 4 | 6 | 43-2.0 |



CAREER HIGHS

| | |
|-------------|--------------------------------------|
| Points | 12, at Maryland (2/19/15) |
| Rebounds | 9, Mississippi Valley St. (11/14/15) |
| Field Goals | 5, at Maryland (2/19/15) |
| Free Throws | 6 Mississippi Valley St. (11/14/15) |
| 3-point FG | 2, at Maryland (2/19/15) |
| Assists | 2, three times (last, 11/22/15) |
| Steals | 2, three times (last, 2/13/16) |
| Blocks | 1, four times (last, 3/1/16) |
| Minutes | 30, Iowa (2/22/15) |



2016-17 HUSKERS



MISC. STATS

| Category | 2015-16 | Career |
|--------------------------|---------|--------|
| Double-Figure Scoring | 1 | 2 |
| Double-Figure Rebounding | 0 | 0 |
| Double-Figure Assists | 0 | 0 |
| Double-Doubles | 0 | 0 |
| Led NU in Scoring | 0 | 0 |
| Led NU in Rebounding | 1 | 1 |
| Led NU in Assists | 0 | 0 |
| 20+ Point Games | 0 | 0 |
| 30+ Point Games | 0 | 0 |



#12 MICHAEL JACOBSON
 SOPHOMORE | FORWARD | 6-9 | 239 | WAUKEE, IOWA

CAREER HONORS

- ▶ Two-Time Nebraska Scholar-Athlete Honor Roll
- ▶ Tom Osborne Citizenship Team (2016)

2016-17 (Outlook)

At this time last year, one of the biggest question marks was the playing status of Michael Jacobson. The freshman missed nearly two months of workouts because of off-season foot surgery and didn't return to practice until mid-October.

The time off didn't hurt Jacobson, as he not only played in all 34 contests, but moved into the starting lineup in mid-December and remained throughout conference play. He became just the second Husker freshman in 15 years to start every conference game and ranked among the top freshmen in school history in both blocked shots (fourth) and rebounds (fifth).

Jacobson showed his potential during the Big Ten Tournament, averaging 6.3 points on 50 percent shooting, 5.0 rebounds and 2.0 blocked shots per game.

With a healthy offseason, Jacobson has worked hard not only on his body but refining his game. He has added nearly 20 pounds to his frame and has worked on his shooting range to give the Huskers a more varied offensive attack.

2015-16 (Freshman)

Jacobson played in all 34 games as a true freshman, including 25 starts, and averaged 4.7 points and 4.3 rebounds per game. Jacobson finished his rookie year fourth on NU's freshman blocked shot list (28) and fifth in rebounds (141). He led NU in blocked shots and was third in rebounds despite being one of the smallest centers in the Big Ten.

He closed the season with a solid effort in the Big Ten Tournament, averaging 6.3 points on 50 percent shooting, 5.0 rebounds and 2.0 blocked shots in three games during the Big Ten Tournament. He posted a career-high 14 points on 6-of-9 shooting and added six rebounds and two blocked shots against Rutgers before blocking a career-high four shots in a win over Wisconsin the following day.

Jacobson started all 18 conference games, averaging 4.9 points, 4.3 rebounds and 1.1 blocks per game. He ranked third among all Big Ten freshmen in blocked shots in conference play and was seventh in rebounds. He reached double figures three



times, including a 13-point effort on 5-of-7 shooting against Rutgers on Feb. 6, and 10 points apiece against Maryland (Feb. 3) and Penn State (Feb. 13). He set personal conference highs with nine rebounds at Wisconsin on Feb. 10 and against Ohio State on Feb. 20. In the game against the Buckeyes, he also blocked three shots. One of his best performances in Big Ten play came in a loss to No. 4 Maryland when he had 10 points and seven rebounds in 30 minutes.

Jacobson, who missed most of preseason practice because of a stress fracture, was eased into the lineup during non-conference play. He came off the bench for NU's first nine games, including an 11-point, seven-rebound performance in 15 minutes vs. against Southeastern Louisiana on Nov. 22 before making his first career start at Creighton on Dec. 9. He sparked NU's comeback against Rhode Island, playing a then-high 26 minutes and scoring 11 points an adding four rebounds.

Before Nebraska

A four-year starter for Head Coach Justin Ohl at Waukee High School, Jacobson totaled 1,287 points, 776 rebounds and blocked 224 shots during his high school career. He was ranked among the top 200 players in the nation by some recruiting services and was rated the top player in the state of Iowa by 247Sports. He was a consensus three-star selection by Rivals, Scout and 247Sports. As a senior, he earned second-team All-Iowa (all classes) and first-team Class 4-A (largest class) accolades by leading Waukee to an 18-6 record and the school's first state tournament berth in four years. Jacobson averaged 18.6 points, 9.6 rebounds and 2.3 blocked shots per game. He totaled 10 double-doubles on the

year, including a 28-point, 15-rebound effort against Ankeny. He was in double figures in 22 of 24 games, including 10 20-point efforts, and had a 34-point performance against Mason City. As a junior, he earned second-team all-state honors from the Des Moines Register and first-team All-Central Iowa Metropolitan League accolades, averaging 17.1 points and 9.7 rebounds per game. A very smooth shooter for his size, Jacobson also shot 81.4 percent from the foul line and averaged nearly a 3-pointer per game that season. As a sophomore, he was a Class 4A all-state pick, averaging 14.6 points and 10.5 rebounds while totaling more than 70 blocked shots. Over the summer, he played for the MoKan Elite program for Coach Rodney Perry. Jacobson was recruited by Iowa, Iowa State, Harvard, Princeton, and UTEP among others and also by Iowa State in football before selecting Nebraska. He was the starting tight end at Waukee High School which advanced to the semifinals of the Class 4A playoffs in 2014. An exceptional student, Jacobson finished his high school career with close to a 4.0 GPA.

Personal

Michael is the son of Bill and Katie Jacobson and was born on April 4, 1997, in Pittsburgh, Pa. Michael has two younger sisters, Reilly and Molly, and one younger brother, Evan. Jacobson is a business administration major at Nebraska. His father, Bill, played college basketball at the University of Nebraska at Omaha for four seasons (1983-86), helping the Mavericks to a pair of Division II playoff appearances during his career. The elder Jacobson was also a three-time Academic North Central Conference selection at UNO.

CAREER STATS

vs. All Opponents

| Year | G-GS | MP-Avg. | FG-FGA | Pct. | 3FG-3FGA | Pct. | FT-FTA | Pct. | Rebounds | | | | | | | TP-Avg. |
|--------------|--------------|-----------------|---------------|-------------|-------------|-------------|--------------|-------------|--------------|----------------|-------------|-----------|-----------|-----------|-----------|----------------|
| | | | | | | | | | O-D | Tot.-Avg. | F-DQ | A | TO | B | S | |
| 2015-16 | 34-25 | 623-18.3 | 52-120 | .433 | 3-16 | .188 | 52-67 | .776 | 64-83 | 147-4.3 | 81-1 | 17 | 20 | 28 | 19 | 159-4.7 |
| TOTAL | 34-25 | 623-18.3 | 52-120 | .433 | 3-16 | .188 | 52-67 | .776 | 64-83 | 147-4.3 | 81-1 | 17 | 20 | 28 | 19 | 159-4.7 |

vs. Big Ten Opponents

| Year | G-GS | MP-Avg. | FG-FGA | Pct. | 3FG-3FGA | Pct. | FT-FTA | Pct. | Rebounds | | | | | | | TP-Avg. |
|--------------|--------------|-----------------|--------------|-------------|-------------|-------------|--------------|-------------|--------------|---------------|-------------|-----------|-----------|-----------|-----------|---------------|
| | | | | | | | | | O-D | Tot.-Avg. | F-DQ | A | TO | B | S | |
| 2015-16 | 18-18 | 387-21.5 | 31-75 | .413 | 2-11 | .182 | 24-33 | .727 | 45-45 | 90-5.0 | 54-1 | 10 | 11 | 19 | 11 | 88-4.9 |
| TOTAL | 18-18 | 387-21.5 | 31-75 | .413 | 2-11 | .182 | 24-33 | .727 | 45-45 | 90-5.0 | 54-1 | 10 | 11 | 19 | 11 | 88-4.9 |

CAREER HIGHS

| | |
|-------------|-------------------------------|
| Points | 14, vs. Rutgers (3/9/16) |
| Rebounds | 9, two times (last, 2/20/16) |
| Field Goals | 6, vs. Rutgers (3/9/16) |
| Free Throws | 5, two times (last, 1/12/16) |
| 3-point FG | 1, three times (2/6/16) |
| Assists | 2, four times (last, 2/17/16) |
| Steals | 3, Indiana (1/2/16) |
| Blocks | 4, vs. Wisconsin (3/10/16) |
| Minutes | 33, Ohio State (2/20/16) |



MISC. STATS

| Category | 2015-16 | Career |
|--------------------------|---------|--------|
| Double-Figure Scoring | 6 | 6 |
| Double-Figure Rebounding | 0 | 0 |
| Double-Figure Assists | 0 | 0 |
| Double-Doubles | 0 | 0 |
| Led NU in Scoring | 0 | 0 |
| Led NU in Rebounding | 9 | 9 |
| Led NU in Assists | 1 | 1 |
| 20+ Point Games | 0 | 0 |
| 30+ Point Games | 0 | 0 |

2016-17 HUSKERS



#10 JACK MCVEIGH
 SOPHOMORE | FORWARD | 6-8 | 215 | CABARITA BEACH, NSW, AUSTRALIA

CAREER HONORS

- ▶ Nebraska Scholar-Athlete Honor Roll (Fall 2015)
- ▶ Tom Osborne Citizenship Team (2016)

2016-17 (Outlook)

Jack McVeigh enters his sophomore season as one of the leading contenders to start on the wing for the Huskers. The 6-foot-8, 215-pounder played in all 34 contests as a freshman, averaging 4.8 points and 2.6 rebounds per game. McVeigh was second on the team with 34 3-pointers while coming off the bench for the majority of the season. McVeigh provides the Huskers with an option who can stretch the floor and possesses a high basketball IQ. He performed well when Shavon Shields was sidelined for four games, as he moved into the starting lineup and averaged 11.0 points while shooting 44 percent from the field. The stretch included a career-high 17 points at No. 22 Indiana. With a year of experience and a summer of training under his belt, McVeigh is expected to be counted on for a major role this winter.

2015-16 (Freshman)

McVeigh quickly found a home in the Huskers' rotation as a true freshman, playing in all 34 games and averaging 4.8 points and 2.6 rebounds per game. He emerged one of the Huskers' top 3-point shooters, as his 34 3-pointers ranked second on the team and fifth on NU's all-time freshman list.

He raised his scoring average in Big Ten play, averaging 5.3 points per game while shooting 35 percent from 3-point range. McVeigh had a chance to earn extended minutes during a four-game stretch while Shavon Shields was out with a concussion. McVeigh performed well, averaging 11.0 points and 3.0 rebounds per game while shooting 44 percent from the field, including 48 percent from 3-point range. The 6-foot-8 forward reached double figures in consecutive games, highlighted by a career-high 17 points at No. 22 Indiana on Feb. 17, a game where he added four rebounds and two assists. He followed up with a team-high 16 points in an overtime loss to Ohio State, including a career-high five 3-pointers. Three of his four double-figure efforts came in Big Ten action, as he also totaled 16 points off the bench, including 6-of-8 shooting, and a season-high six rebounds against Indiana on Jan. 2.

McVeigh also provided a lift in the Huskers' win at No. 11 Michigan State with eight points, including six points in a 13-0 second-half run, along with six boards against the Spartans.

He made a quick first impression, opening his Husker career with 16 points off the bench, including 4-of-4 from 3-point range, against Mississippi Valley State. It was the highest-scoring debut by a Husker freshman in 10 years. While that was his only double-figure effort in non-conference action, McVeigh chipped in eight or more points three other times, including an eight-point, five-rebound effort in the win over Tennessee at the Barclays Center Classic.

Before Nebraska

McVeigh was one of the top international players in the class of 2015, as he attended the Australian Institute of Sport, the same program that produced seven NBA players in the last 15 years, as well as Husker great and 2012 Olympian Aleks Maric. McVeigh made his debut for Australia's Senior National Team at the 2014 Sino-Australia Challenge and was voted captain of Australia's Under-19 National Team in 2014. In the summer of 2015, he represented Australia at the FIBA Under-19 World Championship, averaging 11.1 points and a team-high 5.7 rebounds per game. He had a pair of 18-point performances against

Italy and Serbia, when he also had 12 rebounds. In addition, he was also chosen to play on the Australian Select Team in 2014 and represented his country at the 2013 adidas Nations event, averaging 11.6 points and 3.6 rebounds while playing against some of the top basketball players in the World in his age group. In domestic competition, he led his Queensland team to a runner-up finish at the 2014 National Under-20 Championships, averaging 27.5 points per game on 55 percent shooting and 9.3 rebounds per game. His efforts earned McVeigh the Bob Staunton Medal as the tournament's most outstanding player, joining a list of past winners that includes Dante Exum and Patty Mills. He averaged 24.3 points and 10.8 rebounds per game playing in the National Under-18 Championships in 2013. He had a 41-point effort in the semifinals and averaged 17.6 points and 12.4 rebounds in 2012.

McVeigh also visited LSU and looked at Virginia and Boise State before selecting Nebraska.

Personal

Jack is the son of Peter and Jenny McVeigh and was born on June 27, 1996, in Cabarita Beach, Queensland. McVeigh graduated from Lake Ginninderra College in 2014. McVeigh majors in psychology at Nebraska.



CAREER STATS

vs. All Opponents

| Year | G-GS | MP-Avg. | FG-FGA | Pct. | 3FG-3FGA | Pct. | FT-FTA | Pct. | Rebounds | | | | | | | TP-Avg. |
|---------|------|----------|--------|------|----------|------|--------|------|----------|-----------|------|----|----|---|----|---------|
| | | | | | | | | | O-D | Tot.-Avg. | F-DQ | A | TO | B | S | |
| 2015-16 | 34-4 | 577-17.0 | 55-157 | .350 | 34-100 | .340 | 20-29 | .690 | 24-66 | 90-2.6 | 45-0 | 35 | 27 | 5 | 14 | 164-4.8 |
| TOTAL | 34-4 | 577-17.0 | 55-157 | .350 | 34-100 | .340 | 20-29 | .690 | 24-66 | 90-2.6 | 45-0 | 35 | 27 | 5 | 14 | 164-4.8 |

vs. Big Ten Opponents

| Year | G-GS | MP-Avg. | FG-FGA | Pct. | 3FG-3FGA | Pct. | FT-FTA | Pct. | Rebounds | | | | | | | TP-Avg. |
|---------|------|----------|--------|------|----------|------|--------|------|----------|-----------|------|----|----|---|---|---------|
| | | | | | | | | | O-D | Tot.-Avg. | F-DQ | A | TO | B | S | |
| 2015-16 | 18-4 | 314-17.4 | 35-90 | .389 | 20-57 | .351 | 6-10 | .600 | 8-35 | 43-2.4 | 16-0 | 20 | 13 | 2 | 6 | 96-5.3 |
| TOTAL | 18-4 | 314-17.4 | 35-90 | .389 | 20-57 | .351 | 6-10 | .600 | 8-35 | 43-2.4 | 16-0 | 20 | 13 | 2 | 6 | 96-5.3 |

CAREER HIGHS

| | |
|-------------|---------------------------------|
| Points | 17, at Indiana (2/17/16) |
| Rebounds | 6, two times (1/20/16) |
| Field Goals | 6, at Indiana (2/17/16) |
| Free Throws | 4, three times (last, 12/22/15) |
| 3-point FG | 5, Ohio State (2/20/15) |
| Assists | 3, two times (last, 2/6/15) |
| Steals | 3, Delaware State (11/19/15) |
| Blocks | 1, four times (last, 2/13/16) |
| Minutes | 34, two times (last, 2/20/16) |



MISC. STATS

| Category | 2015-16 | Career |
|--------------------------|---------|--------|
| Double-Figure Scoring | 4 | 4 |
| Double-Figure Rebounding | 0 | 0 |
| Double-Figure Assists | 0 | 0 |
| Double-Doubles | 0 | 0 |
| Led NU in Scoring | 3 | 3 |
| Led NU in Rebounding | 1 | 1 |
| Led NU in Assists | 0 | 0 |
| 20+ Point Games | 0 | 0 |
| 30+ Point Games | 0 | 0 |

2016-17 HUSKERS



#30 ED MORROW JR.
SOPHOMORE | FORWARD | 6-7 | 234 | CHICAGO, ILL.

CAREER HONORS

► Tom Osborne Citizenship Team (2016)

2016-17 (Outlook)

The 2015-16 season was an up and down one for sophomore Ed. Morrow Jr. The 6-foot-7 forward battled injuries throughout the year, as he had a bone spur removed when he arrived on campus and a foot injury which sidelined him for nearly three weeks and hampered him through much of the final six weeks of the season. Despite the injuries, Morrow showed glimpses of the talent which made him NU's highest ranked signee in nearly two decades. Morrow showed the ability to attack the glass, as he was second on the team in offensive rebounds and blocked shots despite playing just 14 minutes per contest, and shot 64 percent from the field. After taking part of the summer to heal, Morrow may be the team's most improved player heading into the fall, as he has regained the explosiveness and leaping ability that made him such a sought-after recruit. Morrow has worked hard to add strength, and how begins his sophomore season 10 pounds heavier than as a freshman, allowing him the ability to battle inside in the Big Ten. Morrow is a second-generation Husker, as his father and mother were both student-athletes at Nebraska.

2015-16 (Freshman)

Morrow battled through injuries as a freshmen to play in 30 contests, averaging 4.1 points and 3.3 rebounds. Morrow was efficient on offense, hitting 64 percent from the field and finished second on the team with 21 blocked shots, a total which was fifth all-time among Husker freshmen. Morrow reached double figures four times despite averaging just 13.7 minutes per outing.

Morrow played in all three of the Huskers' Big Ten Tournament game, averaging 6.0 points and 2.7 rebounds per game while averaging just 11.3 minutes per game. He reached double figures for the fourth time in 2015-16, as he scored all 10 of his points in the second half against Rutgers. In the quarterfinals against No. 14 Maryland, Morrow had six points, four rebounds and a blocked shot in 14 minutes.

Morrow played in 14 Big Ten contests, averaging 4.6 points per game while shooting a dazzling 74 percent from the

field. Morrow enjoyed a strong three-game stretch where he averaged 8.3 ppg while hitting 12-of-13 shots. The run included a 10-point effort against Rutgers on Jan. 9 and was capped by a six-point, six-rebound effort at Illinois on Jan. 16. Morrow had six points and six rebounds against Michigan on Jan. 23 and had 10 points and seven rebounds in 17 minutes against Rutgers on Feb. 6, but would miss the next four games with a foot injury. Morrow came back with four blocked shots in 12 minutes against Penn State on Jan. 25 before seeing an extended role against No. 15 Purdue with eight points on 4-of-5 shooting.

In non-conference play, Morrow got off to a quick start, averaging 6.0 ppg on 73 percent shooting over his first four contests, including a season-high 11 points on 5-of-5 shooting against Southeastern Louisiana on Nov. 22, and added six points and five caroms in 17 minutes at No. 11 Villanova on Nov. 17. Morrow had four or more rebounds eight times in non-conference action, including six rebounds in 12 minutes against Prairie View A&M on Dec. 22 and five rebounds against Tennessee on Nov. 28. He made his first career start against Abilene Christian on Dec. 5, recording three points and four boards.

Before Nebraska

Morrow was one of two highly regarded signees from the state of Illinois in Nebraska's 2015 signing class. He hails from national power Simeon Career Academy in Chicago where he played for Coach Robert Smith. The 6-foot-7 forward was one of the top players in the class of 2015, checking in at No. 52 nationally on ESPN's top 100 list and was the highest-rated high school recruit Nebraska has signed in nearly two decades. He was considered a four-star recruit by Rivals and is rated among the nation's top 150 players by the site. He was selected to the LeBron James Skills Academy, which featured 80 of the top high school players in the nation, in the summer of 2014. Simeon went 28-4 and reached the Class 4A (largest class) Supersectional in 2015. He was a unanimous first-team all-state selection by the Chicago Tribune, Chicago Sun Times, Champaign-Urbana News-Gazette and the Illinois Basketball Coaches Association, averaging 17 points, eight rebounds and three blocked shots per game. He was part of a Simeon team which included three players who signed with Big

Ten programs. Had nine double-doubles as a senior, including a 31-point, 16-rebound effort against Bogan during the regular season and a 19-point, 10-rebound, five-blocked shot effort in the city title game. He also had 16 rebounds and 11 points in a nationally televised loss to St. Rita. A first-team all-area and all-city selection, Morrow was the MVP of the Penny Hardaway Classic after scoring 25 points and grabbing nine rebounds against Arlington (Tenn.). As a junior, Morrow helped the school go 23-4 in his first season as a starter, averaging 17 points, 11 rebounds and two blocked shots per game. Despite being undersized in the post, he turned in a 24-point effort on Jahliil Okafor, a first-round NBA lottery pick in 2015 and had 22 points against Cliff Alexander, who was the No. 3 player in the 2014 class. For his efforts, he was a second-team All-City honoree by the Chicago Sun Times and a second-team all-state pick by the Illinois Basketball Coaches Association and the Champaign-Urbana News-Gazette. As a sophomore, he came off the bench and played a significant role for a team which went 30-3, won its fourth consecutive Class 4A state title and finished fifth in the country. He played behind five senior starters in 2012-13, including Milwaukee Bucks standout Jabari Parker. Morrow played for the Mac Irvin Fire AAU program and Coach Mike Irvin, averaging 14.1 points on 68 percent shooting, 7.6 rebounds and 1.8 blocks per game in the Nike EYBL in 2014. Morrow also helped lead the Mac Irvin Fire to the Las Vegas Classic in July of 2014, as the program featured six Division I signees.

Personal

Ed, who selected Nebraska over Iowa, is the son of Edward and Nafeesah Morrow, and was born on March 16, 1997, in Lincoln. He has three sisters (Khalilah, Zaziah and Aneesah) and one younger brother (Ameer). Both of Ed's parents were student-athletes at Nebraska. Edward Sr. played football for Tom Osborne and was a member of the Huskers' 1994 national title team, while Nafeesah Brown played three seasons for the Husker women's basketball program, totaling 1,089 points and 574 rebounds. As a senior, she averaged 20.2 points and 10.1 rebounds per game to earn first-team All-Big Eight honors. In addition his aunt, Roquilah Brown, played basketball for the Huskers. Ed has not declared a major at Nebraska.

CAREER STATS

vs. All Opponents

| Year | G-GS | MP-Avg. | FG-FGA | Pct. | 3FG-3FGA | Pct. | FT-FTA | Pct. | Rebounds | | | | | | | TP-Avg. |
|--------------|-------------|-----------------|--------------|-------------|------------|-------------|--------------|-------------|--------------|---------------|-------------|----------|-----------|-----------|----------|----------------|
| | | | | | | | | | O-D | Tot-Avg. | F-DQ | A | TO | B | S | |
| 2015-16 | 30-1 | 411-13.7 | 53-83 | .639 | 0-0 | .000 | 16-28 | .571 | 46-53 | 99-3.3 | 67-1 | 3 | 31 | 21 | 0 | 122-4.1 |
| TOTAL | 30-1 | 411-13.7 | 53-83 | .639 | 0-0 | .000 | 16-28 | .571 | 46-53 | 99-3.3 | 67-1 | 3 | 31 | 21 | 0 | 122-4.1 |

vs. Big Ten Opponents

| Year | G-GS | MP-Avg. | FG-FGA | Pct. | 3FG-3FGA | Pct. | FT-FTA | Pct. | Rebounds | | | | | | | TP-Avg. |
|--------------|-------------|-----------------|--------------|-------------|------------|-------------|------------|-------------|--------------|---------------|-------------|----------|-----------|-----------|----------|---------------|
| | | | | | | | | | O-D | Tot-Avg. | F-DQ | A | TO | B | S | |
| 2015-16 | 14-0 | 200-14.3 | 31-42 | .738 | 0-0 | .000 | 2-5 | .400 | 20-22 | 42-3.0 | 28-0 | 1 | 14 | 11 | 0 | 64-4.6 |
| TOTAL | 14-0 | 200-14.3 | 31-42 | .738 | 0-0 | .000 | 2-5 | .400 | 20-22 | 42-3.0 | 28-0 | 1 | 14 | 11 | 0 | 64-4.6 |

CAREER HIGHS

Points 11, SE Louisiana (11/22/15)

Rebounds 7, vs. Rutgers (2/6/16)

Field Goals 5, three times (last, 2/6/16)

Free Throws 4, vs. Rutgers (3/9/16)

3-point FG None

Assists 1, three times (last, 3/1/16)

Steals None

Blocks 4, at Penn State (2/25/16)

Minutes 23, at Illinois (1/16/16)



MISC. STATS

| Category | 2015-16 | Career |
|--------------------------|---------|--------|
| Double-Figure Scoring | 4 | 4 |
| Double-Figure Rebounding | 0 | 0 |
| Double-Figure Assists | 0 | 0 |
| Double-Doubles | 0 | 0 |
| Led NU in Scoring | 0 | 0 |
| Led NU in Rebounding | 2 | 2 |
| Led NU in Assists | 0 | 0 |
| 20+ Point Games | 0 | 0 |
| 30+ Point Games | 0 | 0 |



#5 GLYNN WATSON JR.
SOPHOMORE | GUARD | 6-0 | 174 | BELLWOOD, ILL.

CAREER HONORS

- ▶ Big Ten Freshman of the Week (2/15/16)
- ▶ Nebraska Scholar-Athlete Honor Roll (Fall 2015)
- ▶ Tom Osborne Citizenship Team (2016)

2016-17 (Outlook)

Glynn Watson Jr. proved to be an impact newcomer for the Huskers as a true freshman. Watson stepped into the Huskers' rotation and ranked among the Big Ten's top freshmen in both steals and assists, while his scoring average of 8.6 points per game was the highest by a Husker freshman guard since 2005. More impressively, Watson posted a 2.4 assist-to-turnover ratio, which was the best by any Husker guard in the last decade.

He showed that he was not afraid of the ball in big moments, whether it was his game-tying 3-pointer in the final seconds of regulation against Miami or his 16-point outburst against Wisconsin in the Big Ten Tournament. Watson has worked hard in the offseason, working on adding weight to his frame to withstand the rigors of Big Ten play. Glynn looks to follow in the footsteps of older brother, Demetri McCamey, who was an All-Big Ten performer at Illinois.

2015-16 (Freshman)

Watson proved to be an impact newcomer in the Big Ten, playing in all 34 games for the Huskers, including 16 starts. The 6-foot guard averaged 8.6 points, 2.4 assists and 1.2 steals per game. Watson ranked fourth among Big Ten rookies in both steals and assists, and earned a place on NU's freshman top-10 lists in points (292, eighth), assists (83, fifth), steals (40, fifth) and field goals (115, sixth). He also posted a 2.4-to-1 assist-to-turnover ratio, which was the best by any Husker guard in the last decade.

Watson came off the bench in the Big Ten Tournament, averaging 10.6 points per game, closing his freshman campaign with 10 points, five rebound and three assists in the loss to No. 18 Maryland in the Big Ten Tournament. Watson played a major role in NU's win over Wisconsin in the conference tournament, finishing with 16 points in the win over the Badgers.

In Big Ten play, he started 15 games, as he raised his average from 7.5 ppg to 9.1 ppg while dishing out 2.3 assists per game. Watson reached double figures eight times, including a season-high 17 points and

three rebounds at Illinois on Jan. 16. That performance began a streak of six straight games in double figures for the freshman. He also had 13 points, two steals and two assists in NU's win at Michigan State on Jan. 20 and he added 13 points against Michigan on Jan. 23. He totaled at least four assists four times, including a career-high nine assists in a win over Rutgers on Feb. 6. That was the most by a Husker freshman since 2008. He also performed well in the first meeting at Wisconsin on Feb. 10 with 16 points in a losing effort. His last start of the season came in an overtime loss to Ohio State on Feb. 20, when he had 10 points and a season-high six rebounds.

Watson proved to be a valuable scorer off the bench early on, reaching double figures five times in his first 12 games before moving into the starting lineup. He had 12 points in a loss at No. 11 Villanova on Nov. 17, while showing a knack for heroics, as his 3-pointer with 18.3 seconds left sent NU into overtime with No. 21 Miami on Dec. 1. His biggest heroics came against Rhode Island on Dec. 13, when he scored 13 of his 17 points in the second half to lead the Huskers to a 70-67 win. He also had 14 points, four rebounds and three assists against Southern Louisiana on Nov. 22.

Before Nebraska

Watson was one of the top point guards nationally in the class of 2015, playing for legendary high school coach Gene Pingatore at Saint Joseph High School in Westchester, Ill. A consensus four-star prospect, Watson was ranked among the top 100 players in the country by every recruiting service and was ranked as high as 66th nationally by Scout.com, which also ranks him as the seventh-best point guard in the class of 2015, and No. 71 on ESPN.com's top-100 seniors.

As a senior, he led St. Joseph High School to a 29-6 record and the school's second state title. Watson averaged 15.5 points, 4.3 rebounds, 4.0 assists and 3.0 steals per game during his senior season, joining Northwestern signee Jordan Ash in a backcourt which was one of the best in the state of Illinois in 2014-15. Watson, who earned an invitation to the 2014 USA men's U18 National Team training camp, was at his best at the state tournament, averaging 23.5 points on 55 percent shooting, 5.5 rebounds and 3.5 assists per game. He

had 28 points, six rebounds and three assists in the semifinals before a 19-point, five-rebound, four-assist performance in a 67-63 win over Althoff Catholic in the Class 3A state title game. In all, Watson had nine games of at least 20 points as a senior, including a season-high 38-point effort in the regular-season win over Althoff Catholic.

For his efforts, he earned first-team all-state honors from the Illinois Basketball Coaches Association and Champaign News-Gazette in 2015. In addition, he was a second-team choice by the Chicago Tribune (all classes) and Chicago Sun Times (Class 3A).

A two-time first-team All-Catholic League selection, Watson earned third-team Class 3A all-state honors from the Illinois Basketball Coaches Association and all-state special mention by the Champaign-Urbana News-Gazette as a junior. That season, he averaged 15 points, five assists, five rebounds and two steals per game, while leading St. Joseph to a 25-8 record and the Class 3A Sectional semifinals. As a sophomore, he garnered honorable-mention Chicago Catholic League honors in his first season as a starter, helping St. Joseph to an 18-13 record and a sectional finals appearance. Watson also played AAU ball for the Illinois Wolves and Head Coach Mike Mullins. Watson also looked at Creighton, Maryland, Purdue, Tennessee and West Virginia before choosing Nebraska.

Personal

Glynn Juwan Watson is the son of Sabrina Watson and Glynn Watson Sr., and was born on March 9, 1997, in Chicago, Ill. He has two older brothers (Demetri and DeAndre McCamey) and two sisters (Kiera and Monique). Older bothers Demetri and DeAndre McCamey both also starred at St. Joseph. Demetri was a three-time All-Big Ten pick at Illinois, earning first-team honors in 2009-10. Watson majors in sociology at Nebraska. St. Joseph High School has the distinction of being the only school which has produced a pair of 1,000-point scorers for Nebraska, as Clifford Scales (1988-91) and Carl Hayes (1990-92) both played for Pingatore. Scales and Hayes both scored 1,136 points at Nebraska and played major roles in the Huskers' school-record 26-win team in 1990-91.

CAREER STATS

vs. All Opponents

| Year | G-GS | MP-Avg. | FG-FGA | Pct. | 3FG-3FGA | Pct. | FT-FTA | Pct. | Rebounds | | | | | | | |
|--------------|--------------|-----------------|----------------|-------------|--------------|-------------|--------------|-------------|-------------|---------------|-------------|-----------|-----------|----------|-----------|----------------|
| | | | | | | | | | O-D | Tot-Avg. | F-DQ | A | TO | B | S | TP-Avg. |
| 2015-16 | 34-16 | 826-24.3 | 115-296 | .389 | 20-75 | .267 | 42-53 | .792 | 8-55 | 63-1.9 | 73-1 | 83 | 35 | 3 | 40 | 292-8.6 |
| TOTAL | 34-16 | 826-24.3 | 115-296 | .389 | 20-75 | .267 | 42-53 | .792 | 8-55 | 63-1.9 | 73-1 | 83 | 35 | 3 | 40 | 292-8.6 |

vs. Big Ten Opponents

| Year | G-GS | MP-Avg. | FG-FGA | Pct. | 3FG-3FGA | Pct. | FT-FTA | Pct. | Rebounds | | | | | | | |
|--------------|--------------|-----------------|---------------|-------------|--------------|-------------|--------------|-------------|-------------|---------------|-------------|-----------|-----------|----------|-----------|----------------|
| | | | | | | | | | O-D | Tot-Avg. | F-DQ | A | TO | B | S | TP-Avg. |
| 2015-16 | 18-15 | 463-25.7 | 70-174 | .402 | 10-41 | .244 | 13-17 | .765 | 4-23 | 27-1.5 | 45-0 | 41 | 18 | 2 | 21 | 163-9.1 |
| TOTAL | 18-15 | 463-25.7 | 70-174 | .402 | 10-41 | .244 | 13-17 | .765 | 4-23 | 27-1.5 | 45-0 | 41 | 18 | 2 | 21 | 163-9.1 |

CAREER HIGHS

Points 17, two times (last, 1/16/16)

Rebounds 6, Ohio State (2/20/16)

Field Goals 7, two times (last, 1/16/16)

Free Throws 6, vs. Tennessee (11/28/15)


3-point FG 2, four times (last, 2/10/16)

Assists 9, Rutgers (2/6/16)

Steals 4, Minnesota (1/12/16)

Blocks 1, two times (last, 1/16/16)

Minutes 39, Ohio State (2/20/16)



MISC. STATS

| Category | 2015-16 | Career |
|--------------------------|---------|--------|
| Double-Figure Scoring | 15 | 15 |
| Double-Figure Rebounding | 0 | 0 |
| Double-Figure Assists | 0 | 0 |
| Double-Doubles | 0 | 0 |
| Led NU in Scoring | 3 | 3 |
| Led NU in Rebounding | 0 | 0 |
| Led NU in Assists | 11 | 11 |
| 20+ Point Games | 0 | 0 |
| 30+ Point Games | 0 | 0 |



CAREER HIGHS (AT LOUISVILLE)

| | |
|-------------|--------------------------------------|
| Points | 15, Florida International (12/5/14) |
| Rebounds | 6, vs. Jacksonville St. (11/17/14) |
| Field Goals | 6, Florida International (12/5/14) |
| Free Throws | 3, vs. Louisiana Lafayette (12/7/13) |
| 3-point FG | 4, Florida State (2/28/15) |
| Assists | 3, Cal State Northridge (12/23/14) |
| Steals | 4, vs. Savannah St. (11/24/14) |
| Blocks | 1, four times (last, 2/18/15) |
| Minutes | 21, vs. Savannah St. (11/24/14) |

#1 ANTON GILL
JUNIOR | GUARD | 6-3 | 195 | RALEIGH, N.C.

CAREER HONORS

- ▶ Tom Osborne Citizenship Team (2016)
- ▶ 2015-16 Husker Co-Lifter of the Year

2016-17 (Outlook)

After a year of waiting, junior guard Anton Gill is poised to make an impact on Husker basketball. A former top-50 recruit, Gill began his collegiate career at Louisville, where helped the Cardinals reach the Sweet 16 and Elite Eight in his two seasons at the school. The 6-foot-3 guard has the ability to be a prolific scorer and has a high basketball IQ. Nebraska Coach Tim Miles hopes that Gill can follow the pattern of recent wings Terran Petteway and Andrew White III, both of whom transferred to Nebraska and flourished under Miles' system.

2015-16 (Redshirt)

Gill sat out 2015-16 after transferring from Louisville.

Before Nebraska

Gill started his college career at Louisville, where he played two seasons for Coach Rick Pitino and the Cardinals. During his time at Louisville, the Cardinals reached the Sweet 16 and Elite Eight, posting a combined 58-15 record.

As a sophomore, he played in 31 games, helping Louisville to a 27-9 record and a berth in the Elite Eight in 2014-15. He averaged 2.5 points and 0.7 rebounds per game in just under 10 minutes per contest. Gill posted a pair of double-figure efforts in 2014-15, including a career-high 15 point effort against Florida International and had 14 points, including a career-high four 3-pointers, in a win over Florida State. Gill also had seven points and a pair of steals in the final six minutes of Louisville's East Regional semifinal win over North Carolina State, including the go-ahead basket with 5:55 remaining.

As a freshman, he played in 24 games as a reserve for the Cardinals, who won 31 games and shared the American Athletic Conference championship with a 15-3 record. He had a season-high seven points on 3-of-5 shooting against UMKC and knocked down a pair of 3-pointers against Houston.

Gill was among the top players in the class of 2013, as he was ranked 48th by ESPN.com and Scout and 50th by Rivals. As a senior, he averaged 28.2 points, 5.3 rebounds and 4.1 assists per game for Hargrave Military Academy, including a school-record 56-point game and another 50-point effort, including 10 3-pointers. Hargrave went 38-8 on the season. He was

a AP first-team all-state pick at Ravenscroft High School as a junior, averaging 18.1 points, 6.3 rebounds, 3.1 assists and 1.3 steals to lead the program to a 31-4 record and the Class 3A North Carolina state championship. He spent his first three seasons at Ravenscroft, as the school went 78-14 in that span. He had 14 points, six rebounds and two assists in the Ravens' state title win as a junior, leading the school to its first state title in 32 years.

Gill selected Nebraska over Georgetown and East Carolina.

Personal

Anton is the son of Anton and Shauntell Gill, and was born on Dec. 5, 1994, in Raleigh, N.C. He is the oldest of three siblings, as he has a pair of younger sisters (Ashley and Aliya). Gill majors in communication studies at Nebraska and was on the 2015 All-Atlantic Coast Conference Academic Men's Basketball team at Louisville.

Gill's father, Anton, played basketball at East Carolina, earning first team All-Colonial Athletic Conference honors in 1995 and CAA All-Rookie team honors in 1992. He scored 1,485 points at ECU and ranks fifth on the Pirates' all-time scoring list.

CAREER STATS

vs. All Opponents

| Year | G-GS | MP-Avg. | FG-FGA | Pct. | 3FG-3FGA | Pct. | FT-FTA | Pct. | Rebounds | | Tot-Avg. | F-DQ | A | TO | B | S | TP-Avg. |
|---------------|-------------|----------------|---------------|-------------|--------------|-------------|--------------|-------------|-------------|---------------|-------------|-----------|-----------|----------|-----------|----------------|---------|
| | | | | | | | | | O-D | Tot-Avg. | | | | | | | |
| 2013-14* | 24-0 | 136-5.7 | 11-34 | .324 | 6-25 | .240 | 4-12 | .333 | 3-13 | 16-0.7 | 16-1 | 5 | 3 | 0 | 4 | 32-1.3 | |
| 2014-15* | 31-0 | 292-9.4 | 30-85 | .353 | 11-43 | .256 | 7-19 | .368 | 2-23 | 25-0.8 | 32-1 | 17 | 20 | 4 | 15 | 78-2.5 | |
| TOTAL* | 55-0 | 428-7.8 | 41-119 | .345 | 17-68 | .250 | 11-31 | .355 | 5-36 | 41-0.7 | 48-2 | 22 | 23 | 4 | 19 | 110-2.0 | |

* Includes years at Louisville



CAREER HONORS

▶ Tom Osborne Citizenship Team (2016)

2016-17 (Outlook)

Junior Malcolm Laws is in his second season at Nebraska after transferring from Florida Atlantic. Laws walk-on to the Husker program last season and played in 10 games as a reserve guard. The 6-1, 190-pounder worked hard to improve his game and has earned the respect of his teammates for his work ethic.

This season, Laws, who won three state championships in high school, will provide depth in the Husker backcourt at the guard spot behind Glynn Watson Jr. and Tai Webster.

2015-16 (Sophomore)

Laws provided depth in the backcourt, appearing in 10 games and totaling one point and two rebounds in 19 minutes. Had a point and a rebound in the Huskers' season-opening win over Mississippi Valley State on Nov. 15. He made three appearances in Big Ten play, grabbing a rebound at Rutgers on Jan. 10

Before Nebraska

Laws began his college career playing for former NBA Coach Michael Curry at Florida Atlantic University, appearing in four games

and averaging 1.5 points and 0.8 rebounds per game. Laws, who walked on to the FAU program, established season highs in both points (six) and rebounds (three) in five minutes off the bench against Wagner on Nov. 17, 2014. He also played four minutes against Stetson and made appearances at Central Florida and at Middle Tennessee State.

Laws is a 2014 graduate of Lake Highland Prep, helping the school to win consecutive Class 4A state titles as a junior and senior for Coach Jason Vallery. He began his high school career at Winter Park High School in Orlando, where he helped the school win the Class 8A (largest class) title as a freshman. In the classroom, Laws was on the Lake Highland Prep Honor Roll as both a junior and senior.

Personal

Malcolm is the son of Phillip and Emma Laws and was born on Aug. 12, 1995, in Orlando, Florida. Malcolm has an older sister, Nicki, and a twin sister, Maya. Laws majors in communication studies at Nebraska. Laws is the first Husker basketball player from the state of Florida since Kyle Marks played in the 2005-06 and 2006-07 seasons.

CAREER HIGHS (INCLUDES FLA-ATLANTIC)

| | |
|-------------|-------------------------------|
| Points | 6, vs. Wagner (11/17/14) |
| Rebounds | 3, vs. Wagner (11/17/14) |
| Field Goals | 2, vs. Wagner (11/17/14) |
| Free Throws | 1, two times (last, 11/14/15) |
| 3-point FG | 1, vs. Wagner (11/17/14) |
| Assists | None |
| Steals | 1, at Rutgers (1/9/06) |
| Blocks | None |
| Minutes | 5, vs. Wagner (11/17/14) |



#15 MALCOLM LAWS
 JUNIOR | GUARD | 6-1 | 190 | ORLANDO, FLA.



MISC. STATS

| Category | 2015-16 | Career |
|--------------------------|---------|--------|
| Double-Figure Scoring | 0 | 0 |
| Double-Figure Rebounding | 0 | 0 |
| Double-Figure Assists | 0 | 0 |
| Double-Doubles | 0 | 0 |
| Led NU in Scoring | 0 | 0 |
| Led NU in Rebounding | 0 | 0 |
| Led NU in Assists | 0 | 0 |
| 20+ Point Games | 0 | 0 |
| 30+ Point Games | 0 | 0 |



CAREER STATS

vs. All Opponents

| Year | G-GS | MP-Avg. | FG-FGA | Pct. | 3FG-3FGA | Pct. | FT-FTA | Pct. | Rebounds | | | | | TP-Avg. | | |
|---------------|-------------|---------------|------------|-------------|------------|-------------|------------|-------------|------------|--------------|------------|----------|----------|----------|----------|--------------|
| | | | | | | | | | O-D | Tot.-Avg. | F-DQ | A | TO | | B | S |
| 2014-15* | 4-0 | 11-2.8 | 2-4 | .500 | 1-3 | .333 | 1-2 | .500 | 2-1 | 3-0.8 | 1-0 | 0 | 1 | 0 | 0 | 6-1.5 |
| 2015-16 | 6-0 | 19-3.2 | 0-3 | .000 | 0-1 | .000 | 1-2 | .500 | 0-2 | 2-0.3 | 4-0 | 0 | 0 | 0 | 1 | 1-0.2 |
| TOTAL* | 10-0 | 30-3.0 | 2-7 | .286 | 1-4 | .250 | 2-4 | .500 | 2-3 | 5-0.5 | 5-0 | 0 | 1 | 0 | 1 | 7-0.7 |

* Includes year at Florida Atlantic



#2 JERIAH HORNE
FRESHMAN | FORWARD | 6-7 | 222 | OVERLAND PARK, KAN.

2016-17 (Outlook)

Freshman Jeriah Horne continues Nebraska's recent run of players from the Kansas City area. In recent years, Kansas City area players Shavon Shields, Brandon Ubel and Benny Parker have played major roles in the Husker program. Horne was one of the top players in the Midwest after leading The Barstow School to three straight state championship game appearances. A 6-foot-7 forward, Horne was a three-time all-state pick and totaled over 2,000 career points in high school. A solid shooter with range to the 3-point line and a very good rebounder for his size, Horne has worked hard on adding strength and reshaping his body since arriving on campus in June. The Huskers graduated both starting wings from last season, and Horne has an opportunity to crack the rotation as a freshman.

Before Nebraska

Horne was a four-year standout for Coach Billy Thomas at The Barstow School in Kansas City, helping the school to three state championship appearances, including a state title in 2015. Horne was a three-time first-team all-state pick in Missouri and totaled over 2,000 career points at Barstow, which went 82-9 in his last three campaigns. For his efforts, Horne was

ranked No. 122 nationally by Rivals and was a three-star selection by Rivals, Scout and 247Sports.

As a senior, Horne shared the DiRenna Award, given to the top player in the Kansas City area and was a finalist for Mr. Basketball in the state of Missouri. On the season, he averaged 22 points, 11 rebounds and three assists per game, as Barstow finished with a 27-4 record and a runner-up finish in Class 3 in Missouri this season. In the state title game, he had 39 points and 14 rebounds in a 62-60 loss to Father Tolton Regional Catholic. He also had a 42-point effort as a senior.

During his junior season, Horne led Barstow to a 29-2 record and the Missouri Class 3 State title, averaging 20.1 points and 10 rebounds per game. He was a first-team Class 3 selection and a second-team all-state (all classes) performer as a junior. Horne had 33 points in the state quarterfinals and finished his season with 19 points and 10 rebounds in the state title game. He was also a first-team All-Metro selection by the Kansas City Star as a junior.

Horne burst on the scene during his sophomore season at Barstow, averaging 25 points and 11 rebounds per game in leading the school to a 27-3 record and a state runner-up finish. For his efforts, he

was a first-team Class 3 selection and a second-team all-metro choice by the KC Star.

Horne played his AAU ball for L.J. Goolsby and the KC Run GMC program. Horne choose NU over a host of schools, including Kansas State, Wichita State, Iowa State, Pepperdine and DePaul.

Personal

Jeriah is the son of Tashannah and Jerrell Horne and he was born on April 9, 1998, in Dayton, Ohio. Horne has two brothers, Jonah and Jerrell. Jeriah is majoring in business administration at Nebraska. His father, Jerrell, played at Memphis during the 1992-93 and 1993-94 seasons.

2016-17 (Outlook)

Junior transfer James Palmer Jr. brings valuable experience to the Husker basketball program. Palmer played 72 games at the University of Miami over the last two years, including 34 games last season as the Hurricanes reached the NCAA Sweet 16. The 6-foot-6 wing is a strong shooter and has the length and athleticism to play several spots for the Huskers. A former top-100 recruit, Palmer will sit out the 2016-17 season because of NCAA transfer rules and will have two seasons of eligibility remaining.

Before Nebraska

Palmer spent two seasons at the University of Miami playing for Coach Jim Larrañaga, helping the Hurricanes make back-to-back postseason appearances, including a Sweet 16 appearance in 2016.

As a sophomore, Palmer played in 34 games, averaging 3.5 points and 1.2 rebounds per game for the Hurricanes, who finished eighth in the final USA Today Coaches Poll after losing to eventual

national champion Villanova in the Sweet 16. In that game, Palmer had six points in nine minutes of work. Palmer reached double figures twice as a sophomore, including a 14-point effort on 6-of-9 shooting against Mississippi State. He also reached double figures with 11 points and added season highs in both assists (three) and rebounds (six) against the University of Texas-Rio Grande Valley in the season opener.

During his freshman campaign, Palmer averaged 3.7 points and 1.4 rebounds per game in 13.3 minutes per outing. He made five starts for the NIT runners-up, including a career-high 17-point effort in 27 minutes at Virginia Tech. In that game, he hit five 3-pointers and grabbed a season-best four rebounds. He also had 11 points, including a pair of 3-pointers, at Notre Dame in ACC play. Palmer also had 12 points against Charlotte and 10 at Florida.

Palmer attended St. John's College High School in Washington, D.C., where he was ranked as the top player in the region by ESPN.com. He averaged 15.7 points, 3.0

rebounds and 2.0 assists per game as a senior for Coach Sean McAloon, as the school went 27-4 and played in the D.C. State Athletic Association semifinal. He was ranked in the top 100 players in the class of 2014 by both Scout and Rivals. He closed his career with 31 points in the Crab Ball Classic, featuring the top players from Baltimore and Washington D.C. Palmer played his AAU ball for Team Takeover.

Personal

James Palmer Jr. is the son of Demetra McFadden and the late James Palmer Sr. James Jr., and was born on July 31, 1996 in Washington, D.C. He has one sister, Tijisha, and one brother, Tijree. Palmer was originally recruited by Memphis, Wake Forest, Rutgers, Cincinnati and Maryland before selecting Miami. James is majoring in sociology at Nebraska.



#24 JAMES PALMER JR.
JUNIOR | GUARD | 6-6 | 213 | UPPER MARLBORO, MD.

**CAREER STATS****vs. All Opponents**

| Year | G-GS | MP-Avg. | FG-FGA | Pct. | 3FG-3FGA | Pct. | FT-FTA | Pct. | Rebounds | | F-DQ | A | TO | B | S | TP-Avg. |
|----------|------|----------|--------|------|----------|------|--------|------|----------|-----------|------|----|----|----|----|---------|
| | | | | | | | | | O-D | Tot.-Avg. | | | | | | |
| 2014-15* | 38-5 | 504-13.3 | 52-126 | .413 | 23-63 | .365 | 15-23 | .652 | 14-40 | 54-1.4 | 28-0 | 25 | 28 | 9 | 5 | 142-3.7 |
| 2015-16* | 34-0 | 394-11.6 | 39-107 | .364 | 13-47 | .277 | 25-37 | .676 | 11-28 | 39-1.1 | 19-0 | 25 | 16 | 5 | 14 | 116-3.4 |
| All* | 72-5 | 898-12.5 | 91-233 | .391 | 36-110 | .327 | 40-60 | .667 | 25-68 | 93-1.3 | 47-0 | 50 | 44 | 14 | 19 | 258-3.6 |

* Includes years at Miami



#15 ISAIAH ROBY
FRESHMAN | FORWARD | 6-8 | 214 | DIXON, ILL.

2016-17 (Outlook)

With the loss of the Huskers' top two wing scorers, freshman Isaiah Roby has the ability to earn playing time early in his career. Roby, a four-star recruit by several recruiting services, is a multi-skilled player who averaged 19.7 points, 10.5 rebounds, 5.5 assists and 3.9 blocks per game as a senior. During his career, he helped turn around a Dixon program that went 3-25 as a freshman to 76-13 his last three years. A first-team all-state selection by the Chicago Tribune, Roby recorded four triple doubles in his final two seasons. At 6-foot-8, Roby has the size to play both inside and outside and is an exceptional passer for his size.

Despite being sidelined for most of the summer with a hip injury, Roby has worked hard in the weight room, adding 10 pounds since his arrival on campus. How quickly Roby can return to full health will determine his ability to make an immediate impact on the Husker program.

Before Nebraska

Roby starred for Coach Jason Mead, helping the school turn around the Dixon High program over the last four seasons. A two-time all-state performer, he totaled 1,328 points to rank second in school history and ended as the school's all-time leader in rebounds (939) and blocked shots (327). Roby also finished fourth in school history with 366 assists.

He was a four-star recruit by Scout, 247 and Rivals, which ranked him No. 114 in the class of 2016. He was among the top seniors in the state of Illinois in the class of 2016.

As a senior, Roby was an all-round force for Dixon, which went 25-4. He averaged 19.7 points, 10.5 rebounds, 5.5 assists and 3.9 blocks per game. He was a second-team all-state (all classes) by the Chicago Sun-Times and a first-team Class 3A all-state by the Chicago Tribune. He finished eighth in the voting for Mr. Basketball in Illinois in 2016. His best performances was a 24-point, 16-rebound, 10-assist performance against Christ the King and a 13-point, 23-rebound, 15 blocked shot effort against Burlington Central. In all, he had four triple doubles in his last two seasons.

As a junior, Roby was a second-team all-state Class 3A selection by the Associated Press and a second-team all-state in Classes 3A/4A by the Illinois Basketball Coaches Association. He led Dixon to a 28-2 record and a regional finals appearance in 2014-15. Roby averaged 12.5 points, 9.8 rebounds, 3.8 assists, 2.6 steals and 3.7 blocks per game during his junior year, highlighted by a triple-double of 23 points, 11 rebounds



and 10 blocked shots in one game. As a sophomore, Roby showed his all-around game, averaging 10.6 points, 8.7 rebounds, 3.1 blocks, 2.7 assists and 1.9 steals per game in helping the school improve from three to 23 wins and earn the school's first district title since 1986. He played AAU ball for the Quad City Elite and coach Logan Wynn, and also saw time with the Spiece Indy Heat in the EYBL.

In addition to his basketball exploits, Roby lettered twice in track and placed fourth in the high jump in the Illinois Class 2A meet in 2016.

Isaiah committed to Nebraska in October of 2014, and also looked at Iowa, Georgia and Creighton among numerous schools.

Personal

Isaiah is the son of Danielle and Roderick Roby and was born on Feb. 3, 1998, in Dixon, Ill. He has four brothers, Donovan, Ellis, Drew and Kordae. Isaiah has not declared a major.

2016-17 (Outlook)

A late addition to the Husker roster, junior Jason Shultis walked on to the Husker roster at the start of the fall semester. A 6-foot-1 guard, Shultis helped Grand Island Northwest to a state tournament appearance as a senior. Shultis will add depth in the backcourt and will assist with scout team duties in his first season in the program.

Before Nebraska

Shultis played basketball his senior year at Grand Island Northwest for Coach Ryan Rathke. Shultis missed part of his senior season with a foot injury, but helped to return GINW win a district title and qualify for the 2014 Class B State Tournament. Prior to his senior year, he played three seasons at Centura High School for Coach George Lytle. Shultis played his AAU ball for the Cornhusker Shooting Stars and Coach Ryan Reeder.

He was an Academic all-state selection by the Nebraska School Activities

Association in 2014 and a member of the National Honor Society. In addition to playing basketball, Shultis also was a trap shooter in high school.

Personal

Jason is the son of Wayne and Lauri Shultis and was born on May 15, 1995, in Hastings, Neb. He has one sister, Jessica. He majors in agricultural engineering with an emphasis on machine design. For the past two years, he has been involved with the Nebraska Tractor Test Laboratory on campus, serving as one of the captains of the X team, a team of freshman and sophomore students who build quarter-scale tractors, in 2015-16.



#3 JASON SHULTIS
 JUNIOR | GUARD | 6-1 | 198 | DANNEBROG, NEB.





#11 EVAN TAYLOR
JUNIOR | GUARD | 6-5 | 206 | CINCINNATI, OHIO

CAREER HONORS

► Southern Conference All-Freshman Team (2014-15)

2016-17 (Outlook)

Junior college transfer Evan Taylor joins the Husker program, giving the Husker backcourt additional size and experience. Taylor, who began his collegiate career at Samford, played at Odessa College last season, helping the school make its first national tournament appearance since 2001. At 6-foot-5 and 206 pounds, Taylor has the size and physicality to help the Huskers match up in the backcourt. Taylor is a combo guard who can see time at either spot and understands his role well. He will push for time in the Huskers' rotation this season.

Before Nebraska

Taylor brings experiences to a youthful Husker roster, having spent two years in the collegiate ranks. Taylor spent the 2015-16 season at Odessa (Texas) College, helping the school make its first NJCAA National Tournament appearance since 2001. Taylor started 31 games for Coach Tra Arnold, averaging 7.1 points, 2.5 rebounds and 2.5 assists per game in just 17 minutes per contest, as Odessa College finished with a 27-6 mark. He reached double figures 12 times, including a season-high 17 points against New Mexico JC. He had 12 points, five assists and a pair of rebounds in a 92-86 loss to Salt Lake CC in the second round of the NJCAA Tournament in Hutchinson,

Kan. Odessa College enjoyed a balanced roster en route to winning conference and regional titles in 2016, as they featured four players averaging double figures and nine players averaging at least six points per game.

Taylor began his collegiate career at Samford University, playing in 31 contests for the Bulldogs and Coach Scott Padgett. He was selected to the 2015 SoCon All-Freshman Team, as he averaged 6.4 points and 3.3 rebounds per game while averaging 1.1 steals per contest. He shot 34 percent from 3-point range during his freshman campaign. Taylor made 15 starts and reached double figures seven times, highlighted by a 21-point effort, including 4-of-6 from 3-point range, against Tennessee-Chattanooga, a game in which he also grabbed a season-high seven rebounds.

He attended Paul VI (Va.) Catholic High School, leading the school to a 31-6 record and a VISAA D1 State championship in 2014. He averaged 8.5 points per game as the only senior on the team. He helped Paul VI HS to its second Washington Catholic Athletic Conference title in three years, including a 19-point win over DeMatha High School in the championship game. It marked the school's only two conference titles since the school was formed. He also helped Paul VI to a runner-up finish at the 2013 City of Palms Classic, considered one of the best high school basketball tournaments in the country. Taylor played his AAU ball with Team Takeover and Coach Morello Vest.

CAREER HIGHS (AT SAMFORD)

| | |
|-------------|---------------------------------|
| Points | 21, vs. Chattanooga (2/14/15) |
| Rebounds | 7, vs. Chattanooga (2/14/15) |
| Field Goals | 7, vs. Chattanooga (2/14/15) |
| Free Throws | 7, at Chattanooga (1/15/15) |
| 3-point FG | 4, vs. Chattanooga (2/14/15) |
| Assists | 4, vs. UNC Greensboro (1/22/15) |
| Steals | 4, at Purdue (11/14/14) |
| Blocks | 2, at Mercer (1/17/15) |
| Minutes | 35, at East Tenn. St. (2/7/15) |

Personal

Evan is the son of Kyle Taylor and Linda Jones and was born on April 11, 1996 in Cincinnati, Ohio. He spent most of his youth in Ohio before moving to Florida at age 13 and eventually transferring to Paul VI Catholic High School in high school. He has two sisters, Brittnie and Aubri. Taylor is majoring in sociology at Nebraska. Evan's father, Kyle, helped Xavier to an appearance in the 1987 NCAA Tournament.

CAREER STATS

vs. All Opponents

| Year | G-GS | MP-Avg. | FG-FGA | Pct. | 3FG-3FGA | Pct. | FT-FTA | Pct. | Rebounds | | F-DQ | A | TO | B | S | TP-Avg. |
|---------------|--------------|-----------------|---------------|-------------|--------------|-------------|--------------|-------------|--------------|----------------|-------------|-----------|-----------|----------|-----------|----------------|
| | | | | | | | | | O-D | Tot.-Avg. | | | | | | |
| 2014-15* | 31-15 | 693-22.4 | 74-190 | .389 | 14-41 | .341 | 36-58 | .621 | 23-80 | 103-3.3 | 57-0 | 37 | 47 | 7 | 33 | 198-6.4 |
| TOTAL* | 31-15 | 693-22.4 | 74-190 | .389 | 14-41 | .341 | 36-58 | .621 | 23-80 | 103-3.3 | 57-0 | 37 | 47 | 7 | 33 | 198-6.4 |

* Includes year at Samford



2016-17 (Outlook)

When looking back at the Huskers' post players last year, the most common word was undersized. NU's top two posts in 2015-16 were both 6-8 or smaller, making it a challenge at times on the defensive end for the Huskers.

The addition of freshman Jordy Tshimanga (pronounced shuh-MAHN-gah) gives the Huskers a big man who can be a force in the post. At 6-foot-11, 275 pounds, Tshimanga was one of the top 150 recruits in the country last year, as he averaged 18.3 points, 14.1 rebounds and 3.1 blocks per game at The MacDuffie School. Tshimanga only played basketball for three seasons, but his work ethic has impressed his teammates and coaches. Tshimanga dropped 60 pounds in high school as he picked up the sport and improved his conditioning. His size, length and physicality give him a chance to make an impact early in his Husker career.

Before Nebraska

Tshimanga came to Nebraska after spending three seasons at The MacDuffie School in Granby, Mass., playing for Coach Jacque Rivera. Tshimanga, who possesses a 7-4 wingspan, was a four-star selection by Scout.com and was rated as the No. 150 prospect in the senior class by Rivals.com.

Tshimanga scored 1,123 points and grabbed 571 rebounds in his time at MacDuffie, while losing over 60 pounds during his three seasons after picking up the sport. A two-time NEPSAC Class AA honoree, he averaged 18.3 points, 14.0 rebounds and 3.1 blocks per game during his senior season. One of his best performances of the season came against Wilbraham & Monson at the HoopHall Classic when he had 13 points, 19 rebounds and three blocks while facing Kentucky signee Wenyen Gabriel. He was also the MVP of the 2015 Hoop Hall Classic.

Tshimanga was ranked as the No. 15 prospect in New England by the New

England Recruiting Report while ESPN.com rated him as the third-best prospect in the state of Massachusetts in 2016. He represented Canada in the 2014 NIKE Global Challenge and played in the Under Armour All-America camp in 2015. He is the No. 19 center in the country by Scout, No. 22 by 247Sports and No. 25 by ESPN.com.

Jordy selected Nebraska over a host of schools, including UNLV, Minnesota, Oregon, Purdue and Arizona.

Personal

Jordy is the son of Florent Tshimanga and was born on Nov. 4, 1996 in Montreal. He has two older brothers, Link Kabadyundi and Yannick Wak, and one older sister, Yasmine Bidikuindila. Link currently plays at UT Arlington after beginning his collegiate career at TCU, while Yasmine is a freshman basketball player at LSU. Jordy's family is originally from the Democratic Republic of the Congo, and he can speak two languages (English and French).



#32 JORDY TSHIMANGA
FRESHMAN | CENTER | 6-11 | 275 | MONTREAL, QUEBEC, CANADA





#0 TAI WEBSTER

2013-14 Game-by-game (32 games, 30 starts)

Table with columns: Opponent, MP, FG-A, 3FG-A, FT-A, R, F, A, B, S, Pts. Lists game-by-game stats for 2013-14 season.

2014-15 Game-by-game (30 games, 4 starts)

Table with columns: Opponent, MP, FG-A, 3FG-A, FT-A, R, F, A, B, S, Pts. Lists game-by-game stats for 2014-15 season.

2015-16 Game-by-game (34 games, 18 starts)

Table with columns: Opponent, MP, FG-A, 3FG-A, FT-A, R, F, A, B, S, Pts. Lists game-by-game stats for 2015-16 season.



Table with columns: Opponent, MP, FG-A, 3FG-A, FT-A, R, F, A, B, S, Pts. Lists game-by-game stats for 2013-14 season (continued).

#1 ANTON GILL

2013-14 Game-by-game (14 games, 0 starts - at Louisville)

Table with columns: Opponent, MP, FG-A, 3FG-A, FT-A, R, F, A, B, S, Pts. Lists game-by-game stats for 2013-14 season.

2014-15 Game-by-game (31 games, 0 starts - at Louisville)

Table with columns: Opponent, MP, FG-A, 3FG-A, FT-A, R, F, A, B, S, Pts. Lists game-by-game stats for 2014-15 season.

Table with columns: Opponent, MP, FG-A, 3FG-A, FT-A, R, F, A, B, S, Pts. Lists game-by-game stats for 2013-14 season (continued).

#5 GLYNN WATSON JR.

2015-16 Game-by-game (34 games, 16 starts)

Table with columns: Opponent, MP, FG-A, 3FG-A, FT-A, R, F, A, B, S, Pts. Lists game-by-game stats for 2015-16 season.

2016-17 HUSKERS



COACHING STAFF

HEAD COACH TIM MILES

TIM MILES

HEAD COACH · FIFTH SEASON

The story of Tim Miles building programs goes back over two decades at three different levels of college basketball.

For Miles, the only active coach who has taken teams to the postseason at the Division I, Division II and NAIA ranks, his coaching journey began at Mayville State, an NAIA program which had won four games in two previous seasons. He guided the school to 17 and 18-win seasons in his two years at the school. At Southwest Minnesota State, he turned a program that had one winning season in a decade to the NCAA Division II Elite Eight in just four seasons. At North Dakota State, he took a Division II program to the Division I ranks and positioned the school to enjoy unprecedented success at the Division I level. At Colorado State, he built a program that made it to three straight postseason appearances and left the foundation for one of the most successful seasons in school history before he was named the 27th head coach in Nebraska's history on March 24, 2012.

Miles has continued his program-building ways at Nebraska, leading the school to its first NCAA Tournament appearance in 16 seasons in 2014. For his efforts, he won the Jim Phelan Award for national coach of the year, and was selected as the Big Ten Coach of the Year by his peers.

Miles has continued the building process at Nebraska as the foundation now includes seven players who were among the nation's top 150 players by Rivals. All of those players

arrived at Nebraska over the last two years.

In 2015-16, Miles guided a youthful Husker team to 16 wins against a schedule featuring 10 ranked opponents. More than 55 percent of the Huskers' offense in 2015-16 was by players in their first year of the program. The Huskers also won multiple games in the conference tournament for the first time in a decade, including a win over a Wisconsin team which eventually reached the NCAA Sweet 16.

The team was led by senior Shavon Shields, who garnered second-team All-Big Ten honors by the conference coaches to lead a pair of All-Big Ten picks. Shields, who was one of five players in school history with 1,600 points and 500 rebounds, also shined off the court, as he was named to the NABC Good Works Team and repeated as CoSIDA Academic All-American. For his efforts, he was named Nebraska's Big Ten Medal of Honor Winner and UNL's Male Student-Athlete of the Year, becoming the first Husker basketball player to receive the honors.

In 2014-15, the Huskers garnered their first national ranking since 1995 and enjoyed record-setting attendance numbers, establishing a school-record attendance of 15,569 fans per game to rank 10th nationally.

Individually, Terran Petteway earned All-Big Ten honors for the second straight year and earned an invitation to training camp with the Atlanta Hawks. Petteway was one of four Huskers to sign professional contracts in 2015. Miles' program also enjoyed a first

in the classroom, as Shields became the first Husker basketball player to be named a first-team Academic All-American. He was one of five Huskers named Academic All-Big Ten in 2015.

In 2013-14, the Huskers, who were picked to finish last in the Big Ten, became one of the big stories in college basketball, going 19-13 and reaching the NCAA Tournament for the first time since 1998. The Huskers opened Big Ten play with a 1-5 record before orchestrating a turnaround which saw them win 10 of their final 12 Big Ten games to finish fourth with an 11-7 record. The stretch included a pair of wins over top 10 teams – a 60-51 win at No. 9 Michigan State which was the Huskers' first road win over a top-10 team since 1997 and a 77-68 win over a Wisconsin team which reached the Final Four. Nebraska's 11 conference wins were the most by the Huskers since 1966.

Nebraska's improvement came on the defensive end of the floor, as the Huskers finished second in the Big Ten in field goal percentage defense (.415) and third in scoring defense (64.3 ppg) during conference play.

Petteway became the first Husker to win a Big Ten scoring title, as he averaged 18.1 points and 4.8 rebounds per game en route to first-team All-Big Ten honors. Shields earned honorable-mention All-Big Ten honors, as he averaged 12.8 points and a team-high 5.8 rebounds per game. Four of Nebraska's top six scorers were all in their first year of competition at Nebraska.

In 2013-14, Nebraska averaged 15,419 fans per game, a jump of 5,067 fans per game from the previous year and the largest increase by any program since 2004. The Huskers went 15-1 at home in 2013-14, the best home record by a Husker team since the 1982-83 campaign and the best record in the Big Ten during 2014-15.

Miles' energetic personality has also spurred unprecedented fan interest in the Husker program. Nebraska has sold out its season ticket allotment in each of the first three years of Pinnacle Bank Arena. Nebraska is one of only eight programs in college basketball to average at least 15,000 fans per game in each of the last three seasons.

In his first season at Nebraska, Miles took a team that returned one starter and two of its top nine scorers, and improved the Huskers' win total from 12 to 15 despite facing a school-record 10 ranked teams. Nebraska posted wins over a trio of NCAA Tournament teams before capping the season with a win over Purdue in the Big Ten Tournament – the program's first Big



ABOUT MILES

RECORD AT NEBRASKA

63-67 (Four Seasons)

CAREER RECORD

346-287 (21 Seasons)

EDUCATION

- » B.S., University of Mary, 1989
- » M.A., Northern State, 1990

COACHING EXPERIENCE

- » Nebraska
 - Head Coach (2012-present)
- » Colorado State,
 - Head Coach (2007-12)
- » North Dakota State
 - Head Coach (2001-07)
- » Southwest Minnesota State
 - Head Coach (1997-2001)
- » Mayville State
 - Head Coach (1995-97)
- » Northern State
 - Assistant Coach (1989-1995)

FAMILY/PERSONAL

- » Wife: Kari
- » Daughter: Ava (16)
- » Son: Gabriel (12)
- » Date of Birth: Aug. 20, 1966
- » Hometown: Doland, S.D.
- » High School: Doland (1985)

HONORS AND AWARDS

- » Jim Phelan Award (2013-14)
- » Big Ten Coach of the Year (2013-14)
- » Mayville State Hall of Fame (2016)
- » Northern State University Hall of Fame
 - Jim Kretchman Coaching Award (2014)
- » USBWA District VIII Coach of the Year, (2011-12)
- » Southwest Minnesota State University Athletics Hall of Honor (2011)
- » Colleg Insider.com Mountain West Coach of the Year (2009-10)
- » University of Mary Hall of Fame Inductee (2007)
- » CBS Sportsline Division I Independent Coach of the Year (2005-06)
- » Finalist for the Hugh Durham Mid-Major Coach of the Year Award (2005-06)
- » North Central Region Coach of the Year (2000-01)
- » Northern Sun Conference Coach of the Year (2000-01)
- » NDCAC Coach of the Year (1995-96)

COACHING STAFF





Ten Tournament victory. Not a bad feat for a program that was a near unanimous choice for the league cellar by the league's pundits.

Before taking the Nebraska job, Miles spent five seasons building the Colorado State program into a contender in the Mountain West Conference. He increased his victory total in each of his five years at CSU, culminating in a 20-12 record and the school's first NCAA appearance in nine seasons during his final year in Fort Collins. After winning 16 games in his first two years at CSU, his teams went 55-41 over the last three years, reaching postseason play in each campaign.

The 2011-12 Rams posted the school's first 20-win season since the 1997-98 campaign while playing a schedule rated as the fourth-toughest in the country. Colorado State set a school record with three wins over ranked teams and placed three players on the All-Mountain West team. Miles was named the District VIII Coach of the Year by the U.S. Basketball Writers Association for his efforts. The Rams' 20-win season was only the seventh in the program's 108 seasons of competition despite playing a school-record eight ranked foes.

The Rams were one of four Mountain West teams to receive bids in the 2012 NCAA Tournament. CSU averaged 70.1 points per game on the season and topped the Mountain West Conference in field-goal percentage (47.1), 3-point percentage (40.0) and free throw percentage (76.8) and was one of two programs in the country to rank in the top 10 in both free throw percentage and 3-point percentage.

Three of Miles' players earned All-Mountain West honors, marking the program's most honorees in its half century affiliation with the WAC or Mountain West conferences. Wes Eikmeier earned first-team Mountain West honors after averaging 15.5 points per game, while Dorian Green and Pierce Hornung were both third-team

honorees. Hornung also was named to the league's all-defensive team in 2011-12.

In 2010-11, Miles guided the program to a 19-13 record, a fourth-place finish in the Mountain West, and a berth in the NIT, reaching milestones at every step along the way. The 2010-11 campaign marked the Rams' first winning season since 2007, and the squad became the 10th in program history to record 19 or more victories in a single season.

The Rams' nine conference victories were the most for CSU since the formation of the Mountain West in 1999-2000, and CSU's fourth-place finish was the best since a fourth-place finish in the inaugural MW season. Miles and the Rams received votes in the top-25 national polls for the first time since 2005-06, and he became just the third coach in the program's 100-year plus history to take the Rams to back-to-back postseason appearances. The Rams also won the ESPN Cancun Governor's Cup, defeating Southern Miss in the title game. Andy Ogide became only the second Ram to earn first-team Mountain West honors as he averaged 17.2 points and 7.7 rebounds per game in 2010-11. He was also a first-team all-district honoree from the NABC.

Miles' third Colorado State team continued to make improvements, as the 2009-10 Rams won 16 games and reached postseason play for the first time since 2003 with a berth in the 2010 College Basketball Invitational (CBI). For his efforts, Miles was selected as the Mountain West Coach of the Year by CollegeInsider.com in 2010.

During his first two years, Miles began to build the Colorado State program despite battling numerous injuries. In 2007-08, he led a roster that featured just one returning starter to early season success, including a tournament championship at the Top of the World Classic in Fairbanks, Alaska. And, after battling through a tough conference slate, the Rams ended the season on a high



Tim Miles has guided four schools to postseason berths, including Nebraska's first NCAA Tournament appearance in 16 seasons during the 2013-14 season.

MILES' YEAR BY YEAR

| Years | Team | Record | Pct. | Postseason/Notes |
|---------------------|--------------------|----------------|-------------|-----------------------------|
| 1995-96 | Mayville State | 17-11 | .607 | NAIA-II National Tournament |
| 1996-97 | Mayville State | 18-11 | .621 | NAIA-II National Tournament |
| Two seasons | | 35-22 | .614 | |
| 1997-98 | SW Minnesota State | 16-11 | .593 | -- |
| 1998-99 | SW Minnesota State | 16-11 | .593 | -- |
| 1999-00 | SW Minnesota State | 18-10 | .643 | -- |
| 2000-01 | SW Minnesota State | 28-7 | .800 | NCAA Div. II Elite 8 |
| Four seasons | | 78-39 | .667 | |
| 2001-02 | North Dakota State | 11-15 | .423 | -- |
| 2002-03 | North Dakota State | 20-11 | .645 | -- |
| 2003-04 | North Dakota State | 16-13 | .552 | -- |
| 2004-05 | North Dakota State | 16-12 | .571 | Transition Year to Div. 1 |
| 2005-06 | North Dakota State | 16-12 | .571 | First Year in Division I |
| 2006-07 | North Dakota State | 20-8 | .714 | -- |
| Six seasons | | 99-71 | .582 | |
| 2007-08 | Colorado State | 7-25 | .219 | -- |
| 2008-09 | Colorado State | 9-22 | .290 | -- |
| 2009-10 | Colorado State | 16-16 | .500 | CBI 1st Round |
| 2010-11 | Colorado State | 19-13 | .594 | NIT 1st Round |
| 2011-12 | Colorado State | 20-12 | .625 | NCAA 2nd Round |
| Five seasons | | 71-88 | .447 | |
| 2012-13 | Nebraska | 15-18 | .454 | -- |
| 2013-14 | Nebraska | 19-13 | .594 | NCAA 2nd Round |
| 2014-15 | Nebraska | 13-18 | .419 | -- |
| 2015-16 | Nebraska | 16-18 | .471 | -- |
| Four seasons | | 63-67 | .485 | |
| Career | 21 seasons | 346-287 | .547 | |

COACHING STAFF



Tim Miles has been active in selling the basketball program, whether it is celebrating with students after a big win, interviewing his dad at the season-opening event, speaking at community events or welcoming back former players like Tyronn Lue for Legends Weekend. Coach Miles is also active on Twitter, where he is one of the most followed coaches in college basketball and provides fans a unique look into the Husker program. For more information or to follow Coach Miles on twitter, visit [Twitter.com/CoachMiles](https://twitter.com/CoachMiles).



The Miles family (from left): Kari, Ava, Gabriel and Tim.

note with a victory over rival Wyoming in the opening round of the Mountain West tournament.

His second season in Fort Collins proved to be just as fruitful as the Rams continued to make strides. Miles led the Rams to early season victories over Montana and Northern Colorado, both of which had beaten the Rams the previous year, and lost a one-point game against Minnesota. In addition, the Rams boosted their win column with four conference wins against UNLV, Air Force (twice) and TCU.

While establishing a tradition of winning in college basketball, Miles' philosophy extends far beyond the basketball court. He and his staff are committed to academics and the success of their student-athletes in the classroom.

At Nebraska, he has had 12 Academic All-Big Ten honorees, including a conference-best five honorees in 2015.

At Colorado State, he donated back to the school and the community by capping the J.J. Williams scholarship endowment in 2011 and establishing the Ram Basketball Legacy scholarship endowment, while making a contribution to School is Cool, a CSU driven program to support Poudre School District.

With 21 years of experience as a head coach at four institutions, he has compiled a career record of 346-287 that includes three conference championships and seven postseason tournament appearances. Only twice in two decades has a team failed to match its win total from the previous year.

Before taking over the Colorado State program, Miles spent six seasons at North Dakota State, guiding the Bison through the transition to the Division I ranks. He won at least 16 games in each of his final five seasons at the school, including the program's first three years at the Division I level. Miles' tenure at NDSU was highlighted by a pair of road wins over top-15 squads in his final two seasons.

In 2005-06, the Bison, who started three redshirt freshmen, snapped Wisconsin's 27-game win streak against non-conference foes with a 62-55 win over the 13th ranked Badgers, marking one of only 10 non-conference home losses in Bo Ryan's 15 seasons at Wisconsin.

In his final season at NDSU, Miles guided the Bison team that had one senior on the roster to a 20-8 record, including a 64-60 win at eighth-ranked Marquette in the championship game of the 2006 Blue and Gold Classic. North Dakota State was one of only two independent programs with a winning record in 2006-07.

Miles showed his ability to turn around programs during his tenure at Southwest Minnesota State University. He took a program that had only one winning season in the previous decade and went 78-39 in his four seasons at the school, recorded the first 20-win season in school history, and led Southwest Minnesota State to back-to-back winning seasons for the first time in more than two decades.

In his final year at the school, the Mustangs won a school-record 28 games, captured the 2001 Northern Sun Intercollegiate Conference championship, won the NCAA North Central Regional championship and reached the Division II Elite Eight. For his efforts, Miles was named the NSIC and North Central Region Coach of the Year following the 2000-01 campaign.

Miles began his head coaching career at Mayville (N.D.) State University, guiding the program to a 35-22 record from 1995 to 1997 and a pair of conference titles after Mayville State went 4-44 during the previous two seasons.

He began his coaching career as an assistant coach at Northern State for six seasons from 1989-90 through 1994-95 and helped the Wolves to five NAIA playoff appearances and five regional titles. He was the recruiting coordinator for NSU and was responsible for bringing in and coaching five All-Americans at that school. Northern State reached the NAIA National Championship game in both 1993 and 1994.

A native of Doland, S.D., he graduated from the University of Mary in Bismarck, N.D., in 1989 and earned a master's degree in health and physical education from Northern State in Aberdeen, S.D., in 1990. He was inducted into the University of Mary Athletic Hall of Fame in 2007.

Miles, and his wife, Kari, have one daughter, Ava, and one son, Gabriel.



KENYA HUNTER

ASSISTANT COACH · FOURTH SEASON

Kenya Hunter is in his fourth season at Nebraska after joining the staff in June of 2013. In his role, Hunter coaches the Husker post players and also assists in player development and opponent scouting.

In his first three seasons, four of his post players have signed professional contracts, including Walter Pitchford, who played in the NBA D-League in 2015-16.

Hunter has also played a major role in the Huskers' recruiting efforts, including Andrew White III, who earned All-Big Ten honors in 2016. In addition, Hunter also helped the Huskers recruit seven other players who were among the nation's top 150 players in their classes by ESPN or Rivals.com over the last two seasons.

Last year, Hunter helped prepare freshmen Michael Jacobson and Ed Morrow Jr., as the two were the Huskers' primary post players in 2015-16. Hunter also worked on the development of two-time All-Big Ten performer Shavon Shields, who finished his career as one of five players in school history with 1,500 points and 600 rebounds.

Prior to joining the Husker program, Hunter spent six seasons at Georgetown and was instrumental in helping the Hoyas to a pair of Big East titles (2008 and 2013), five 20-win seasons and five NCAA Tournament bids in his tenure. His teams were ranked in the top 10 during each of the six seasons at the school and were either a No. 2 or No. 3 seed in the NCAA Tournament four times in that span.

In his tenure at Georgetown, Hunter played a significant role in the development of four NBA players. The group included all-star Roy Hibbert and Greg Monroe, who was the No. 7 pick of the Detroit Pistons in the 2010 NBA Draft. Most recently, Hunter developed Otto Porter, who was the Big East Player of the Year in 2012-13, and the No. 3 pick in the 2013 NBA Draft.

Hunter has worked with some of college basketball's top coaches, including Thompson, Arizona's Sean Miller and Herb Sendek. Hunter has helped 12 teams reach postseason play over the last 15 seasons, including 11 NCAA appearances.

At Georgetown, he was involved in offensive and defensive on-court coaching and opponent scouting while also playing a leading role in the Hoyas' recruiting efforts. Three of Hunter's recruiting classes were among the top 25 nationally, as he played a major role in the recruitment of 11 players who were ranked among the top 100 nationally by either ESPN.com or Rivals.com.



His ability to develop players resulted in five players earning first-team All-Big East honors and two Big East Rookies of the Year, while Porter was honored as Georgetown's first Big East Player of the Year since 2007.

Prior to joining the Georgetown staff, Hunter spent three years as an assistant coach at Xavier University, where he helped Coach Sean Miller to back-to-back 20-win seasons, including a 25-9 record and a second-round appearance in the 2007 NCAA Tournament. At Xavier, he assisted in on-court coaching as well as playing a major role in recruiting.

Hunter also has experience in the ACC, spending two stints at North Carolina State. He served as Director of Basketball Operations for the Wolfpack from 2000 to 2004. He was responsible for the day-to-day administrative responsibilities for the men's program, which made three straight NCAA Tournaments during his tenure.

He began his full-time coaching career at his alma mater, Duquesne, spending two seasons at the school. Hunter was responsible for on-floor coaching and off-campus recruiting. He helped the Dukes staff bring in the top recruiting class in the Atlantic 10 in 1999.

A four-year letterwinner point guard for Duquesne (1993-96), Hunter finished his career ranked third on the Dukes' all-time assist list (439). He tallied 971 points and 218 steals while shooting 74.4 percent from the free throw line and 35.1 percent from the

three-point arc. After starting 93 of his 103 career games for the Dukes, Hunter was a two-time recipient of the Sihugo Green Award, presented annually to Duquesne's top upperclassman. He was also a three-year captain. During his playing career at Duquesne, Hunter spent the summers as an assistant coach for an AAU squad, the Pittsburgh Jots. He worked with Head Coach John Miller, the father of Sean Miller and Dayton coach Archie Miller.

In high school, Hunter starred on the gridiron as well as the hardwood. He was an accomplished football quarterback as well as a point guard at Wakefield High School in Arlington, Va. Following his high school career, he teamed with former Syracuse guard Lawrence Moten to lead New Hampton School in New Hampshire to a 23-3 record prior to enrolling at Duquesne.

Hunter completed his liberal arts degree at Duquesne in 1996, and earned his master's degree in education from North Carolina State in 1998. While earning his master's degree, Hunter was a student manager at North Carolina State under Herb Sendek from 1996 to 1998 and accompanied the Wolfpack to a pair of NIT appearances.

Hunter is married to the former Johnnie Brown of Durham, N.C. The couple has a son, Jaylin and a daughter, Kendall.



ABOUT HUNTER

EDUCATION

- » B.A., Duquesne, 1996
- » M.A., North Carolina State, 1998

COACHING EXPERIENCE

- » Nebraska
 - Assistant Coach (2013-present)
- » Georgetown
 - Assistant Coach (2007-13)
- » Xavier
 - Assistant Coach (2004-07)
- » North Carolina State
 - Director of Basketball Operations (2000-04)
- » Duquesne
 - Assistant Coach (1998-2000)
- » North Carolina State
 - Student Manager (1996-98)

FAMILY

- » Wife: Johnnie
- » Son: Jaylin (15)
- » Daughter: Kendall (12)



MICHAEL LEWIS

ASSISTANT COACH · FIRST SEASON

Michael Lewis is the newest member of the Nebraska basketball coaching staff after being hired on May 4, 2016. Lewis comes to Nebraska after spending the past five seasons at Butler University.

During his five years at Butler, the Bulldogs made four postseason appearances, including three NCAA Tournaments. In each of the three NCAA appearances, the Bulldogs won at least one NCAA game, including wins over Texas (2015) and Texas Tech (2016) the last two seasons. He was also part of a Butler program which orchestrated the fourth-best win improvement in Big East history in 2014-15.

In his tenure at Butler, he coached four players who combined for six all-conference awards, including a trio of first-team honorees.

In 2015-16, the Bulldogs went 22-11 before falling to Virginia in the second round of the NCAA Tournament. Three players earned All-Big East honors, including second-team selections Roosevelt Jones and Kelan Martin. In addition, he helped recruit a class which was rated among the nation's best by Rivals in 2016.

Lewis, well-known as a prep and college basketball player in Indiana, was invited to

be part of the Villa 7 Consortium in 2015, which brings together university athletic directors and the country's elite assistant coaches in an effort to prepare the next generation of college basketball leaders.

Lewis was named an assistant coach at Butler in May of 2011. He joined the Bulldogs' staff after spending six seasons as an assistant at Eastern Illinois University.

Lewis had a successful stint at Eastern Illinois, where he was named one of the "Top 5" assistant coaches in the Ohio Valley Conference by FoxSports.com in 2010. He was responsible for recruiting several top players to Eastern Illinois, including 2009-10 All-OVC players Tyler Laser and James Hollowell. He helped the Panthers to a 19-12 mark in 2009-10, the third-highest win total since Eastern Illinois became a Division I program.

The Jasper, Ind., native left Eastern Illinois to join the staff of new head coach Porter Moser at Loyola, before accepting the position at Butler. He also served as an assistant coach for one season (2004-05) at Stephen F. Austin and for two seasons as a graduate assistant under Coach Bob Knight at Texas Tech.

A talented backcourt player, Lewis had a successful undergraduate career at Indiana

from 1997 to 2000. He was a team captain and earned third team All-Big Ten honors as a senior, when he was also named MVP of the 1999 Hoosier Classic. He was named to the Big Ten All-Star Team that toured Europe in 1997, and he finished his collegiate career as Indiana's all-time leader in assists with 545. In 2012, Lewis was picked No. 46 on a list of the Top 50 players all-time at Indiana compiled by the Indianapolis Star.

Following his graduation from Indiana in 2000, he played professional basketball for two seasons both domestically and overseas.

Lewis had an outstanding high school career at Jasper High School in Indiana, and he finished his prep playing days in 13th place on Indiana's all-time high school scoring list with 2,138 career points. The 1996 Jasper graduate was named to the Indiana All-Star Team following a senior season that saw him named the Gatorade Player of the Year.

Lewis earned a master's degree from Texas Tech in 2004. He and his wife, Nichole, have two daughters, Avery and Emma.



ABOUT LEWIS

EDUCATION

- » B.S., Indiana (2000)
- » M.A., Texas Tech (2004)

COACHING EXPERIENCE

- » Nebraska
Assistant Coach (2016-present)
- » Butler
Assistant Coach (2011-16)
- » Eastern Illinois
Assistant Coach (2005-11)
- » Stephen F. Austin
Assistant Coach (2004-05)

FAMILY

- » Wife: Nicole
- » Daughters: Avery (8) and Emma (5)

COACHING STAFF



JIM MOLINARI

ASSISTANT COACH · THIRD SEASON

One of the most well-respected teachers in college basketball, Jim Molinari is in his third season as an assistant coach at Nebraska. Molinari has more than three decades of Division I coaching experience, including 20 years of head coaching experience.

Molinari is a three-time conference coach of the year during his career, while he has guided nine teams to postseason play and has over 300 wins as a college head coach. In addition, he has been a member of 10 NCAA Tournament staffs during his 14 season as a Division I assistant coach.

Before joining the Nebraska staff in April of 2014, Molinari spent six seasons as head coach at Western Illinois, leading the Leathernecks to their first-ever postseason appearance at the Division I level. In 2012-13, he guided WIU to a 22-9 record and a share of the Summit League regular-season title with a 13-3 mark. The 22 wins were the program's highest total since moving to Division I while he was named the Summit League Coach of the Year and the NABC District 12 Coach of the Year. He was also a finalist for the Hugh Durham Award (Collegiate.com Mid-Major Coach of the Year). WIU led the nation in fewest fouls committed and was second in scoring defense at 52.6 points per game, while ranking in the top 75 in six categories. Molinari coached Terrell Parks who was tabbed second-team NABC all-district and also named first-team All-Summit League and the Summit League Defensive Player of the Year in 2012-13.

In 2011-12, WIU broke through with an 18-15 record and an appearance in the College Basketball Invitational, the program's first-ever postseason appearance at the Division I level. The Leathernecks reached the Summit League title game for the first time since 1997, while the 18 wins were the most since 1996-97. Ceola Clark led the team earning Summit League Defensive Player of the Year for the second straight season, becoming the first player in conference history to be a two-time winner of the award. Clark was also a three-time All-Summit League performer, including a two-time first-team winner.

In 2007-08, Molinari served as an assistant coach at Ball State, following a three-year stint at Minnesota in which he was the interim head coach for most of the 2006-07 season. In his first season



as an assistant at Minnesota, his defensive emphasis helped the Gophers rank third in Big Ten scoring defense (62.7 points per game). They led the league in field goal percentage defense (.424) and three-point field goal percentage defense (.274) in conference play, and allowed 62.9 points per league game, the fewest since the 1981-82 season. In 2005, Street & Smith's named Molinari the "best assistant in the Big Ten Conference."

For 11 seasons, from 1991-2002, Molinari was the head coach at Bradley University, where he amassed a 174-152 (.534) record and guided the Braves to the postseason six times - five National Invitation Tournament appearances and the 1996 NCAA Tournament. He led Bradley to a trio of 20-win seasons, including a 22-8 record in 1995-96 when he was chosen as Missouri Valley Conference Coach of the Year. He left Bradley with more league wins than any other active coach in the Missouri Valley.

From 1989-91, he was the head coach at Northern Illinois, where he posted a record of 42-17 (.712). The Huskies won the 1991 Mid-Continent Conference title, going 25-6 and setting a school record for wins. At NIU, Molinari inherited a program that had not won as many as 17 games in a season since 1981, but made a quick turnaround with a 17-win season followed by a 25-win campaign in just his second year at the school.

At DePaul from 1979-89, Molinari helped both Ray and Joey Meyer lead the Blue Demons to national prominence. Over 10 seasons at DePaul, Molinari helped recruit college and professional stars such as Mark Aguirre, Dallas Comegys, Tyrone Corbin, Terry Cummings and Rod Strickland -- players who led DePaul to nine NCAA Tournaments and a runner-up finish in the NIT.

In addition to his collegiate coaching experience, Molinari is a veteran of national selection committees for international competition. He led the 1997 USA Basketball men's team to a gold medal at the World University Games played in Trapani, Italy. For two years in-between collegiate coaching positions, Molinari was an NBA scout for the Toronto Raptors (2002-03) and Miami Heat (2003-04).

His college playing career began at Kansas State, where he teamed with current Oklahoma head coach Lon Kruger for two seasons. After transferring to Illinois Wesleyan, where he teamed with former NBA center Jack Sikma, Molinari helped the Titans win consecutive league titles, before entering the coaching ranks in 1978 as a part-time assistant with DePaul.

Molinari earned his bachelor's degree in English from Illinois Wesleyan University in 1977 and earned a Juris Doctor from DePaul in 1980.



ABOUT MOLINARI

EDUCATION

- » B.A., Illinois Wesleyan (1977)
- » J.D., DePaul (1980)

COACHING EXPERIENCE

- » Nebraska
 - Assistant Coach (2014-present)
- » Western Illinois
 - Head Coach (2008-14)
- » Ball State
 - Assistant Coach (2007-08)
- » Minnesota
 - Interim Head Coach (2006-07)
 - Assistant Coach (2004-06)
- » Bradley
 - Head Coach (1991-2002)
- » Northern Illinois
 - Head Coach (1989-91)
- » DePaul
 - Assistant Coach (1979-89)

FAMILY

- » Sons: Mark, Billy and David
- » Daughter: Joy



COACHING STAFF

TEDDY OWENS

DIRECTOR OF BASKETBALL OPERATIONS



Teddy Owens is in his third season as Director of Basketball Operations for the Nebraska basketball program and fourth year on Tim Miles' staff. Owens was promoted to Director of Basketball Operations in June of 2014.

As director of basketball operations, Owens serves as the primary day-to-day administrator within the basketball office, where he handles the budget, coordinates team travel and works with the coaching staff on scheduling. Owens serves as the liaison with other Athletics Department areas, including academics, HuskerVision, communications and life skills. In 2013-14, Owens served as the administrative coordinator for the Husker basketball program.

Before joining the Nebraska staff, Owens spent two seasons working as a graduate assistant at Oklahoma under Lon Kruger. While at Oklahoma, he was in charge of on-campus recruiting tours for recruits and family members, created recruiting pieces, assisted in individual workouts and practices and helped coordinate Oklahoma's summer basketball camps. The Sooners went 20-12 and reached the second round of the NCAA Tournament in 2012-13.

In addition to his work at Oklahoma, Owens spent three seasons as the basketball coach at Lincoln Christian in Tulsa, Okla., compiling a 48-27 record leading the school to a pair of Class 2A state tournament appearances in 2009 and 2010. He also was an assistant coach at Holland Hall Preparatory, Tulsa Edison High School and Metro Christian Academy. He served as a student manager at Oklahoma State during the 2003-04 season, when the Cowboys went 31-4, won the Big 12 title and reached the Final Four.

Owens received his bachelor's degree in liberal studies from Oklahoma State and his master's degree in human relations from Oklahoma in May of 2013. He is the son of former Kansas basketball coach Ted Owens, who went 348-182 in 19 seasons at Kansas from 1965 to 1983. The elder Owens won six Big Eight titles and reached the Final Four with the Jayhawks in 1971 and 1974.

Teddy and his wife Ashley have two sons, Layton Bracket and Nash Naismith.

GREGORY EATON

VIDEO COORDINATOR



Gregory Eaton is in his fifth year as video coordinator for the Husker basketball program, where he handles film breakdown and exchanges for the coaching staff and coordinates the program's digital catalog. Eaton also serves as primary coordinator of the Tim Miles' Basketball Camps and Clinics and oversees the student managers. In 2016, Eaton was chosen as one of the inaugural Hudl 100, a group of 100 individuals, teams and organizations making an impact through sports and technology.

Eaton came to Nebraska from Colorado State, where he served as the video coordinator on Tim Miles' staff at CSU during the 2011-12 season. He handled tape exchanges, breaking down video, recording practices and games and coordinating the team's video library, playing a significant role in the Rams reaching the NCAA Tournament for the first time since 2003.

Prior to working at Colorado State, he served as a graduate assistant and the assistant video coordinator for the University of Arkansas men's basketball program during the 2010-11 season.

A native of Rehoboth, Mass., Eaton worked as an assistant video coordinator and student manager for the University of Louisville men's basketball program from 2006 to 2010, while earning his bachelor's degree in sport administration from the university. While at Louisville, the Cardinals captured a Big East championship, the No. 1 overall seed in the NCAA tournament in 2009 and reached two Elite Eights (2008 and 2009).

In addition to his work as an undergrad with the Cardinals, Eaton served as an intern with the Paw-tucket Red Sox in 2008 and 2009.

Gregory and his wife Kiley were married in August of 2013.

TIM WILSON

BASKETBALL STRENGTH COACH



Tim Wilson is in his sixth year as Nebraska's strength and conditioning coach for men's basketball. Wilson oversees the year-round training for the Husker basketball team and has played a major role in the physical development of All-Big Ten performers Terran Petteway, Shavon Shields and Andrew White III over the past three seasons.

Wilson came to Nebraska after spending three seasons at the University of Oregon, serving as the strength and conditioning coach for the Ducks men's basketball program. Wilson, a Falls City, Neb., native, spent three seasons at Oregon, helping the Ducks to 21 wins and the CBI Championship in 2011.

Prior to joining the Oregon staff, Wilson spent 11 seasons in the NBA working with the Milwaukee Bucks, where he developed and implemented the strength and conditioning programs on a year-round basis. The Bucks made the playoffs six times in his tenure in Milwaukee, including the Eastern Conference Finals in 2000-01. With the Bucks, he worked with NBA All-Stars Ray Allen, Michael Redd, Glenn Robinson and Sam Cassell, as well as former Husker Erick Strickland.

As strength and conditioning coach at the University of Pittsburgh from 1991 to 1996, Wilson dealt exclusively with the football program. Wilson served under legendary college football coach Johnny Majors and helped several student-athletes on their way to successful professional careers.

Wilson had two tours of duty as strength coach at the University of Nevada-Las Vegas, as he was named the first-ever strength coach for UNLV Athletics in 1981. At UNLV, he served under the late Jerry Tarkanian and the UNLV men's basketball program. Wilson, who trained student-athletes from all sports while with the Runnin' Rebels, was a part of the 1989-90 National Championship men's basketball program featuring the likes of Larry Johnson, Stacey Augmon and Greg Anthony. He also helped prepare Randall Cunningham and Ickey Woods for futures in the NFL. Wilson also spent four years with the Chicago White Sox (1986-89). He trained MLB Hall of Famer Carlton Fisk and all-stars Harold Baines and Ozzie Guillen during his time in the Windy City.

Wilson began his career as a graduate assistant at Nebraska after graduating from the school in 1981 with a degree in exercise science.

Wilson has received certifications from both the NSCA (National Strength and Conditioning Association) and the NASM (National Academy of Sports Medicine). He has a PES and CES certification from the NASM.

Wilson and his wife Teri have one son, Tyler.

SHERYL BURBACH

OFFICE ASSOCIATE



Sheryl Burbach joined the Nebraska Athletic Department in June of 2015 as an administrative assistant for the men's basketball team.


Burbach provides administrative support to all members of the men's basketball staff, while assisting with the coordination of the Tim Miles Basketball Camps and Clinics, as well as coordinating day-to-day office operations.

Prior to joining the Huskers, Burbach worked for Nebraska's 4-H Office and Nebraska Extension.

Burbach is originally from Sumner, Neb., and moved to Lincoln during high school. She and her husband, Melvin, have four sons, John, Grant, Matthew and Christopher.

**BRETT
 SAPP**

ADMINISTRATIVE COORDINATOR



Brett Sapp is in his third season as administrative coordinator for the Husker basketball program. He assists in daily operations of the Husker basketball program, on-campus recruiting and other program duties, including student-athlete outreach, and serving as an assistant to Coach Miles. Sapp serves as the coordinator for the annual Legends Weekend and the Husker Buddies youth camp.

Sapp is familiar with the Husker basketball program, as he has served as an intern in the basketball office for the previous two seasons. In that role, he assisted the coaching and administrative staffs on daily functions, including public relations, compliance and recruiting, as well as played a major role in the Husker Buddies youth camp, as the camp has more than tripled over the last three years.

Sapp brings a unique background to the Husker program. Not only was he a collegiate player who won two Division III national titles at Washington University in St. Louis, but also served an internship at Northwestern Mutual Financial Network and was a summer associate at Rembolt-Ludtke, LLP.

A native of Ashland, Neb., and a three-sport performer at Ashland-Greenwood High School, Sapp received his Bachelor of Science in Mechanical Engineering from Washington University in St. Louis in 2011. He is currently attending law school at the University of Nebraska while also working on his MBA. While at Washington University in St. Louis, he helped the school to a pair of national titles (2007-08 and 2008-09) and served as team captain in 2010-11. While at Nebraska, Sapp was a member of UNL's National Sports Forum Case Cup Champion in 2014.

**WES
 EIKMEIER**

GRADUATE MANAGER



Wes Eikmeier (pronounced IKE-my-er) is in his first season as graduate assistant manager for the Husker basketball program. Eikmeier joined the Husker staff after starring at Colorado State and playing professionally in Europe.

A native of Fremont, Eikmeier returns to his home state after spending two years playing professionally in Bulgaria and Germany and is reunited with Miles, who served as his coach at Colorado State for three seasons.

As a player, Eikmeier helped Colorado State to a trio of postseason appearances, including NCAA Tournament berths in 2012 and 2013. He finished his career ranked in the top-10 of the Rams record book in 3-pointers (148, seventh) and free throw percentage (.881, second) while scoring 1,199 points during his three seasons at CSU.


As a senior, he helped the Rams go 26-9 and reach the third round of the NCAA Tournament, averaging 12.6 points per game, including a team-high 54 3-pointers to earn honorable-mention All-Mountain West accolades. During his junior campaign, he helped Coach Miles lead Colorado State to the NCAA Tournament and the program's first 20-win season since 1997-98. A first-team All-Mountain West selection, he averaged 15.5 points per game, including a team-high 55 3-pointers, and 2.0 assists per game. Before joining the Colorado State program, he began his college career at Iowa State University.

He enjoyed a decorated career at Fremont Archbishop Bergan High School, totaling 2,193 points to rank eighth in state history. A two-time first-team all-state pick by the Omaha World-Herald, he averaged 31.1 points, 3.7 rebounds, 3.5 steals and 3.1 assists as a senior while leading Archbishop Bergan to a 27-0 record and a Class D-1 state title in 2008.

Eikmeier is currently pursuing his MBA in UNL's College of Business Administration.

**ALI
 FAROKHMANESH**

DIRECTOR OF PLAYER RELATIONS
 AND DEVELOPMENT



Ali Farokhmanesh (pronounced fuh-ROAK-muh-NESH) is in his third season with the Husker basketball program and first as Director of Player Relations and Development.

Farokhmanesh helps manage and oversee the off-the-court responsibilities of student-athletes. He plays a major role in creating and implementing a mentoring program. He coordinates community outreach with Nebraska's Life Skills staff while also serving as liaison to groups within the Department of Athletics, including the Nebraska Athletic Performance Laboratory (NAPL). He assists the Husker coaching staff in recruiting operations, including on-campus hosting duties.

Following a decorated college career, Farokhmanesh spent four seasons playing professionally overseas in Holland, Austria and Switzerland. In 2013-14, he was the Sixth Man of the Year in the Dutch Basketball League, averaging 10.4 points, 2.0 assists and 1.0 steal per game. His best season was with SAM Massagno Basket in the Swiss league in 2010-11, where he averaged 19.5 points, 3.1 assists and 2.3 steals per game while shooting 48 percent from 3-point range.

Farokhmanesh is best known for the two seasons he spent at Northern Iowa, helping the Panthers to a 53-16 record with two NCAA Tournament appearances, including the school's first-ever NCAA Sweet 16 appearance in 2009-10.

As a senior, he earned honorable-mention All-Missouri Valley Conference accolades, averaging 9.7 points and 1.5 rebounds per game, as UNI went 30-5, including an upset of top-seeded Kansas to reach the Sweet 16. In that game, Farokhmanesh had 16 points, including a 3-pointer with 34 seconds left to clinch the victory and was featured on the cover of Sports Illustrated. He also provided the heroics in UNI's second-round win over UNLV, finishing with 17 points, including a 3-pointer with 4.9 seconds left for the final margin.

In his first season at UNI, Farokhmanesh started all 34 games and averaged 9.6 points and 1.6 assists per game en route to being named to the MVC All-Newcomer squad. He played two years of junior college basketball, earning first-team NJCAA Division II All-America honors at Kirkwood Community College.

Farokhmanesh received his degree in finance from Northern Iowa in 2010 and earned his master's degree in educational administration from Nebraska in 2016. Ali and his wife Mallory have a son, Tai.

**PAT
 NORRIS**

EQUIPMENT MANAGER



Pat Norris is in his 13th season as the equipment manager for the Husker men's basketball program and serves as the equipment manager for the Bob Devaney Sports Center and Hendricks Training Complex. A member of the American Equipment Managers Association, Norris is responsible for overseeing the day-to-day operations for equipment checkout and upkeep for six Husker athletic squads, including the men's basketball team. He worked in a similar position as a student from 1997 to 1999.

Before joining the Husker staff, Norris worked five years in Chicago. He was an installations billing coordinator at Hub Group Distribution Services and an account manager at SCR Companies.

Norris married the former Elizabeth Fonfara in September of 2007, and the couple has three children, Parker, Charlie and Maisy.

COACHING STAFF

R.J. PIETIG

BASKETBALL HEAD ATHLETIC TRAINER



R.J. Pietig is in his 10th year serving as the head athletic trainer for the Nebraska men's basketball team. He originally joined the squad midway through the 2007-08 campaign, and joined the athletic medicine staff on a full-time basis in the summer of 2009. Pietig provides preventive care at practices and games as well as rehabilitation for injured student-athletes. He attends all practices and games including traveling with the team to all away contests. Pietig also oversees a pair of student assistants who assist with the basketball program.

A native of Carroll, Iowa, Pietig graduated from Iowa State in 2007 with a degree in health and human performance, with a specialty in athletic training. He earned his master's degree in leadership education from Nebraska in May 2009.

DAVID CLARE, M.D.

**TEAM PHYSICIAN/
 ORTHOPAEDIC SURGEON**



Dr. David Clare joined Nebraska's medical staff in 2007 as an orthopaedic surgeon. The son of Nebraska's former Chief of Staff Dr. Pat Clare, David joined Nebraska Orthopaedic & Sports Medicine, PC, in 1999.

Born and raised in Lincoln, Dr. Clare completed his undergraduate studies at Nebraska, where he was a member of the Husker football team from 1985 to 1988. He also attended and played football at Nebraska Wesleyan in 1989. Clare received his medical degree from the University of Nebraska Medical Center. His residency was done at the University of Texas Health Science Center followed by a Fellowship in Sports Medicine and Adult Reconstruction.

Clare's experience as a collegiate athlete complements his sports medicine fellowship training. He also has extensive fellowship training in adult reconstruction of the hip and total joint replacement. Clare is Board Certified in Orthopaedics and Sports Medicine and is a member of the American Orthopaedic Society of Sports Medicine.

LONNIE ALBERS, M.D.

DIRECTOR OF ATHLETIC MEDICINE




Dr. Lonnie Albers has served as director of athletic medicine at Nebraska since 1995 and has been working with the athletics department since 1985. Albers, an associate athletics director for the Huskers, oversees the operations of the athletic medicine and athletic training facilities and staff.

Albers practiced clinical medicine in Lincoln for more than 10 years and has more than 20 years of experience in urgent care. He previously served as a team physician from 1985 through 1995. Albers is responsible for the medical care of the student-athletes and maintains a pharmacy permit in order to dispense medicine to student-athletes as needed. A Hildreth, Neb., native, Albers is a certified medical review officer and administers Nebraska's drug testing programs.

Albers earned his bachelor's degree in biology and English from Nebraska in 1977 and his M.D. from the University of Nebraska Medical Center in 1980. He also is board certified in Family Practice. Albers is married to the former Jodelle Glushenko, and they have a son, Scott, and two daughters, Michelle and Angela.

JACK RANSOME

**DIRECTOR OF NEBRASKA
 ATHLETIC PERFORMANCE LABORATORY**



Jack Ransome was named the director of the Nebraska Athletic Performance Laboratory (NAPL) in October of 2015. Dr. Ransome directs a lab that allows researchers space to conduct innovative and advanced research that allows for innovative solutions that benefit athletes in terms of their safety and athletic performance. The NAPL is believed to be the first in-stadium, on-campus research center directed by a collegiate department of athletics.

Ransome came to Nebraska from Texas State, where he served as a professor and the Director of Athletic Training since 2003. An expert in his field, Ransome has been published in more than 25 publications, has been awarded \$1.5 million in external grant funding and owns four patents. He also earned the prestigious Most Distinguished Athletic Trainer awards from the National Athletic Trainers Association. Recently, Ransome also was the coordinator of medical systems for the NBA's San Antonio Spurs from May of 2010 to December of 2014.

Ransome's other stops in collegiate athletics include Oklahoma State, San Jose State and Adams State College. He has also served as an athletic trainer for the 2004, 2008 and 2012 Summer Olympic Games, among many other numerous domestic and international athletic competitions.

BRETT HASKELL

ATHLETIC PSYCHOLOGIST



Dr. Brett Haskell, Ph.D., is in her third year as an athletic psychologist at Nebraska. In her role, Dr. Haskell provides counseling, psychological services, mental skills training, teambuilding and leadership development services for each of Nebraska's 24 sports and more than 600 Husker student-athletes. Haskell works closely with student-athletes to help them develop skills and techniques that enhance personal well-being, address mental health concerns and optimize performance. She also works with coaches to provide team interventions that build resilience and develop strategies for growing mental resolve.

Dr. Haskell came to Nebraska in September of 2014 after serving as a counseling and sport psychology postdoctoral counselor at Kansas. Along with obtaining her doctoral degree from Kansas in Counseling Psychology, Dr. Haskell provided counseling and performance enhancement training to Jayhawk student-athletes for five years.

Dr. Haskell earned her bachelor's degree in psychology from Nebraska-Kearney in 2005 and her master's degree in sport psychology from North Carolina-Greensboro in 2008. While at UNK, she was a member of the Loper volleyball team. Dr. Haskell resides in Lincoln with her husband, Brian and son Ezra.

TOMMY JENSEN

SPORTS NUTRITIONIST



Tommy Jensen joined the Nebraska Athletic Department as an assistant director of sports nutrition in July of 2014. Jensen works directly with volleyball, soccer, men's basketball, track and field, cross country, men's and women's tennis and rifle.

Jensen holds one-on-one nutrition consultations and counseling sessions with student-athletes, provides his teams with nutritional education and assists with meal and menu selections. He also provides body composition analysis, hydration assessments and supplement evaluation. The nutrition staff collaborates with Nebraska strength and conditioning staff, athletic medicine staff and team coaches to help student-athletes reach their goals. Jensen is board certified as a specialist in sports dietetics.

Jensen is from Aurora, Colo., and graduated with a bachelor's degree in dietetics from Northern Colorado.

**TYLER
 BASSINGER**

VIDEO PRODUCTION SPECIALIST



Tyler Bassinger was named video production specialist for HuskerVision in August 2011. He had previously served in the Nebraska Athletic Department as a student assistant for HuskerVision from August 2008 until May 2011.

Bassinger serves as the primary HuskerVision contact for the Nebraska men's basketball program. In his current position, Bassinger produces the Nebraska Basketball Show, directs the N'side Nebraska Show and serves as an editor for the Nebraska Football Show. He also creates highlights and big screen content for the football and basketball screens. In his previous role as a student, he was the primary video production specialist for softball for two years.

Bassinger previously served as a production assistant for Channel 21 Sports, a videographer for the Lincoln Saltdogs and a sports announcer for KNCY Radio in Nebraska City.

A native of Syracuse, Neb., Bassinger earned his bachelor's degree in broadcast production in May 2011 from Nebraska. He and his wife, Lauren, have two sons, Michael and John.

**TUCKER
 ZELENY**

DIRECTOR OF SPORTS ANALYSIS



Tucker Zeleny was hired as the Director of Sports Analytics and Data Analysis in July of 2015. Zeleny joins Athletics after building an impressive resume in various areas at UNL.


Zeleny heads a newly formed department that is in charge of working with Nebraska's 24 varsity sports to collect, analyze and summarize data related to team and individual performance. Zeleny and his staff also work with support staff areas within the department to collect, analyze and summarize data related to department operations.

Zeleny earned his doctorate in statistics from UNL in May of 2015. Zeleny completed his bachelor's degree in mathematics at UNL in 2010 before joining the statistics department as a teaching assistant. He completed his master's degree in statistics in 2012.

A native of Carleton, Neb., Zeleny has worked as a data analyst at Madonna Rehabilitation Hospital and the Nebraska Athletic Performance Laboratory.

**DENNIS
 LEBLANC**

EXECUTIVE ASSOCIATE A.D./ACADEMICS



Dennis Leblanc has served the Nebraska Athletic Department for more than 30 years, including directing the academic program since 1993. In 2015, he was promoted to the position of Executive Associate Athletic Director for Academics.

Under Leblanc's leadership, Nebraska has become the national leader in CoSIDA Academic All-Americans, NCAA Today's Top Ten Award honorees and recipients of the National Football Foundation and Hall of Fame Postgraduate Scholarship. Since he joined the academic staff in 1987, 249 of Nebraska's 325 CoSIDA Academic All-Americans have been honored, while NU has claimed 14 of its 17 NCAA Today's Top Ten Award recipients. More than 3,000 Husker student-athletes have earned their degrees during Leblanc's tenure.

In 2015, Nebraska's 86 percent Graduation Success Rate (GSR) was the highest in school history for the second straight year, and every Husker team achieved an Academic Performance Rate (APR) of 960 or higher for the first time. In 2012, NU became one of only 21 programs nationally to be certified by the National Association of Academic Advisors for Athletes (N4A). Leblanc is a member of the N4A and in 2002, he received its prestigious Lan Hewlett Award in recognition of distinguished performance in providing personal, academic and professional guidance to student-athletes.

Leblanc was presented the Chancellor's Award for Exemplary Service to Students at the 2004 University of Nebraska Honors Convocation, which recognizes individuals who go above and beyond their assigned duties, devoting extra time and effort in serving the needs of students. In 2005, he was presented with an Honorary Mortar Board membership honoring him for his leadership and service to students. In 2007, Leblanc received the Hero Mentor Award through the American Red Cross, which annually recognizes a person for outstanding leadership and mentoring.

Leblanc earned his bachelor's degree from Bethany College, and a master's degree from Wichita State University. He and his wife, Coreen, have four children: Olivia, Christian and twins Madeleine and Mackenzie.

COACHING STAFF

BASKETBALL STUDENT SUPPORT STAFF



Jacob Bigelow
 Student Manager



Robert Edwards
 Head Manager



Caleb Fuhs
 Student Manager



Joe Huston
 Student Manager



Noah Literas
 Assistant Head
 Manager




Mitchell Lofgren
 Student Manager




Daniel Mitchell
 Student Manager



Michaela Niemeyer
 Student Athletic Trainer



Nick Pieloch
 Student Manager



Nick Pohlen
 Student Manager



Jaden Reekie
 Student Manager



Ryan Schreurs
 Student Manager



Kristian Whitney
 Student Athletic Trainer




adidas



**PUT 'EM
ON SKATES**

CRAZYLIGHT 2016

ADIDASBASKETBALL.COM



DIRECTOR OF ATHLETICS SHAWN EICHORST

ADMINISTRATION

RONNIE GREEN

CHANCELLOR
 1st YEAR

VIRGINIA TECH
 1983



NEBRASKA'S CHANCELLORS

- 1871-1876 — Allen R. Benton
 - 1876-1882 — Edmund B. Farfield
 - 1884-1889 — Irvin J. Manatt
 - 1891-1895 — James H. Canfield
 - 1895-1899 — George E. MacLean
 - 1900-1908 — E. Benjamin Andrews
 - 1908-1927 — Samuel Avery
 - 1927-1938 — E.A. Burnett
 - 1938-1946 — Chauncey S. Boucher
 - 1947-1953 — R.G. Gustavson
 - 1953-1954 — John K. Selleck
 - 1954-1968 — Clifford Hardin
 - 1968-1971 — Joseph Soshnik
 - 1972-1975 — James H. Zumberge
 - 1975-1976 — Adam C. Breckenridge
 - 1976-1980 — Roy A. Young
 - 1980-1981 — Robert H. Rutford
 - 1981-1991 — Martin A. Massengale
 - 1991-1991 — Jack Goebel
 - 1991-1995 — Graham B. Spanier
 - 1995-1996 — Joan R. Leitzel*
 - 1996-2000 — James Moeser
 - 2000-2001 — Harvey S. Perlman*
 - 2001-present — Harvey S. Perlman
 - 2016-present — Ronnie Green
- * Interim Chancellor

Ronnie Green assumed full authority as the University of Nebraska-Lincoln's 20th chancellor on May 8, 2016.

Prior to being named chancellor, Green served for six years as the Harlan Vice Chancellor of the Institute of Agriculture and Natural Resources. In this role, he also jointly served as the Vice President for Agriculture and Natural Resources of the University of Nebraska system. Since 2015, Green also was UNL's Senior Vice Chancellor for Academic Affairs, the institution's chief academic officer and responsible authority in the absence of the chancellor.

Green was raised on a mixed beef, dairy, and cropping farm in southwestern Virginia. He received bachelor and master's degrees in animal science from Virginia Tech and Colorado State University, respectively. His doctoral program was completed jointly at the University of Nebraska and the USDA-ARS U.S. Meat Animal Research Center in animal breeding and genetics in 1988.

Green has served on the animal science faculties of Texas Tech University and Colorado State University, and as the national program leader for animal production research for the USDA's Agricultural Research Service and executive secretary of the White

House's interagency working group on animal genomics within the National Science and Technology Council where he was one of the principal leaders in the international bovine, porcine, and ovine genome sequencing projects. Prior to returning to NU, Green served as senior global director of technical services for Pfizer Animal Health's animal genomics business.

Green has published 130 refereed publications and abstracts, nine book chapters and 56 invited symposia papers; and has delivered invited presentations in 43 U.S. states and 21 countries around the world. He is a past-president of both the American Society of Animal Science and the National Block and Bridle Club, and has served in a number of leadership positions for the U.S. Beef Improvement Federation, National Cattlemen's Beef Association, National Pork Board, Federated Animal Science Societies and the National Research Council. He was named a fellow of ASAS in 2014 and, in 2015, a fellow of the American Association for the Advancement of Science, the world's largest general scientific society.

Ronnie and best friend Jane are the proud parents of four children: Justin, a UNL political science student and political journalist in Washington, D.C.; Nate, a UNL business administration graduate and current UNL law student; Kelli, a UNL student majoring in advertising, public relations and global studies; and Regan, a UNL student majoring in pre-inclusive early childhood education.

JOSEPHINE POTUTO, J.D.

FACULTY ATHLETICS REPRESENTATIVE
 19th YEAR

RUTGERS' DOUGLASS
 1967



NEBRASKA'S FACULTY REPS

- 1931-1946 — T.J. Thompson
- 1947-1958 — Earl Fullbrook
- 1959-1964 — Charles S. Miller
- 1965-1968 — Merk Hobson
- 1969-1970 — John R. Davis
- 1971-1982 — Keith L. Broman
- 1982-1997 — James O'Hanlon
- 1997-present — Josephine Potuto

Josephine (Jo) R. Potuto, the Richard H. Larson Professor of Constitutional Law, has been Nebraska's faculty representative (FAR) at the NCAA and conference level since May 15, 1997.

In 2002, Potuto was named Outstanding Faculty Athletics Representative by the All-American Football Foundation. From 2008-09 to 2011-12 she was president of the 1A FAR (FARs from FBS institutions). Among her NCAA positions, Potuto spent nine years (the maximum)

on the NCAA Division I Committee on Infractions (chair her last two years). She was one of three Big 12 Conference representatives on the NCAA Division I Management Council, and served on the NCAA Men's Gymnastics Championship Committee and an NCAA-wide (all divisions) committee to advise NCAA staff on student-athlete issues and educational programming for coaches, staff, and student-athletes.

A sports law expert, Potuto regularly lectures and consults on sports issues in general and NCAA processes in particular. She is an expert witness in litigation involving sports issues. She testified before the House Subcommittee on the Constitution regarding due process in NCAA infractions hearings.

In the past year, she has appeared in media reports in the New York Times, Los Angeles Times, USA Today, Washington Post, CBSSports.com, the Chronicle of Higher Education, and Insider Higher Ed among others. She has presented to the Knight Commission on Intercollegiate Athletics, the National Association of College and University Attorneys, the Association of Public and Land Grant Universities, the Texas Commission of Higher Education, NCAA regional conferences, law conferences and law firms, NACDA, and to universities and law colleges, including the Universities of Istanbul, Washington, Maryland, Oklahoma, Santa Clara, Arizona State, Baltimore, and Mississippi.

Potuto is a past adviser to the Uniform Law Commissioners Committee to draft a sports agent statute, has drafted rules governing search and seizure and hearings for the Nebraska Racing Commission, and also has written on issues of gender equity in college athletics. She has authored numerous articles on sports law issues. She just completed articles on NCAA treatment of student-athlete violations and on NCAA and Olympic treatment of athlete violations (co-authored with an Olympic arbitrator).

Potuto delivered the 2012 Chancellor's Distinguished Lecture. She serves on the senate's intercollegiate athletics committee. She is a past member of the UNL academic senate and also served on Nebraska's NCAA site certification steering committee.

Potuto teaches constitutional law, procedure, federal jurisdiction, and sports law. She has been a visiting professor of law at the University of Arizona, Rutgers University, the Cardozo College of Law at New York's Yeshiva University, the University of Oregon, the University of North Carolina, and Seton Hall University. She has worked as an assistant prosecutor in both the Essex and Morris County (N.J.) prosecutor's offices.

Potuto was project director and a drafter of the Uniform Law Commissioners Sentencing and Corrections Act, as well as the drafter for the Nebraska Supreme Court Committee to Draft Criminal Jury Instructions. She is the author of three books. She was elected to membership in the American Law Institute, the Nebraska State Bar Foundation, and the Douglass Society.

Potuto earned her bachelor's degree in journalism at Rutgers' Douglass College, and her master's degree in English literature at Seton Hall. She earned her juris doctorate at the Rutgers Law College.

She is a member of the bars of Nebraska and New Jersey and is admitted to practice before the U.S. Supreme Court, the U.S. Court of Appeals for the Third Circuit, and the U.S. District Courts for Nebraska and New Jersey.



HANK M. BOUNDS, PH.D.

UNIVERSITY OF NEBRASKA PRESIDENT
SECOND YEAR

SOUTHERN MISSISSIPPI
1991



On Jan. 12, 2015, the Board of Regents appointed lifelong educator Hank M. Bounds, Ph.D., as the seventh president of the University of Nebraska. Bounds began his tenure as president on April 13, 2015, bringing with him a demonstrated record of expanding opportunities for students, improving higher education outcomes and efficiencies, and building successful partnerships with policymakers, donors and business leaders.

Bounds grew up on a small farm in rural Mississippi, where his family raised hogs and cattle and he hauled hay. His service in the Army National Guard helped him pay for college, and he earned bachelor's and master's degrees from the University of Southern Mississippi and a doctorate from the University of Mississippi.

Bounds has devoted his 25-year career to helping change students' lives in the same way education opened doors in his own life. He began as a high school teacher, then rose to principal, superintendent and state superintendent before becoming Mississippi's commissioner of higher education in 2009. In that role, he oversaw a complex system of eight public universities including research universities, regional universities, an academic health science center, historically black institutions, a law center, a school of veterinary medicine and 200 institutes and centers. Together the system enrolled 85,000 students, employed 26,000 faculty and staff, and operated with a combined annual budget of \$4.5 billion, including \$500 million in research and development.

During every year of Bounds' tenure as commissioner, student enrollment and degrees awarded by the institutions in the Mississippi system increased, by a total of 13.3 percent and 11.4 percent, respectively. He advocated with legislative leadership for improved faculty compensation and providing greater opportunities for students. He also provided oversight for private fundraising in excess of \$250 million per year.

Bounds worked with the Board of Trustees to implement a performance-based allocation model that distributed funds equitably and rewarded universities for operating efficiently and achieving attainment outcomes. He designed an efficiencies plan that saved more than \$90 million, an internal audit function, and a comprehensive diversity initiative that led to increased diversity among Mississippi faculty, staff and students.

Bounds also worked with partners to increase educational attainment in Mississippi, including a Center for Education Innovation focused on improving learning opportunities for disadvantaged children. Bounds created an office to foster relationships among university researchers, business and industry, and economic developers. He was tapped by the business community to chair a major statewide initiative to create an action plan to improve Mississippi's competitive position.

Bounds brings this experience to the University of Nebraska, which he believes can serve as a catalyst for change and growth in the lives of students and people in the state and around the world. He is working to make the University of Nebraska a giant in higher education—for the benefit of the state, the country and the world.

Bounds holds faculty appointments in the College of Education and Human Sciences at the University of Nebraska-Lincoln and in the Colleges of Education at the University of Nebraska at Omaha and the University of Nebraska at Kearney. He and his wife, Susie, are the parents of a son, Will, and a daughter, Caroline. They reside in Lincoln, Neb.

The Board of Regents consists of eight voting members elected by district for six-year terms, and four non-voting student Regents, one from each campus, who serve during their tenure as student body president. The board supervises the general operations of the university, and the control and direction of all expenditures. The board also includes a corporation secretary who manages all records including agendas, minutes, notices, policies and bylaws. Those documents can be found on the web at nebraska.edu/board/.



The board meets regularly, primarily in Lincoln but also in Omaha and greater Nebraska. Persons wishing to provide information to the board or to appear before it should contact: Corporation Secretary, University of Nebraska, Varner Hall, 3835 Holdrege, Lincoln, NE 68583.



Timothy Clare
Lincoln



Hal Daub
Omaha



Howard Hawks
Omaha



Bob Phares
North Platte



Jim Pillen
Columbus



Robert Schafer
Beatrice



Kent Schroeder, J.D.
Kearney



Bob Whitehouse
Omaha



Rachel Flaugh
Nebraska-Kearney



Spencer Hartman
Nebraska-Lincoln



Daniel Cloonan
Nebraska-Medical Center



Patrick Davlin
Nebraska-Omaha

ADMINISTRATION

**SHAWN
 EICHORST, J.D**

**DIRECTOR OF ATHLETICS
 4th YEAR**

**WISCONSIN-WHITEWATER
 1990**



Shawn Eichorst was recruited and hired by the University of Nebraska in 2012 and quickly displayed an incredible passion for the University and for its student-athletes as well as the State of Nebraska. As the leader of a tradition-rich athletic program with 24 intercollegiate teams, 600-plus student-athletes and more than 325 full-time employees, Eichorst has relied on a strong value system and a student-centered approach to lead the department. Nebraska's primary mission is to provide student-athletes with the resources and support they need to be successful in academics, athletics and life. The health, safety and welfare of student-athletes are priority one and the essence of every decision made at Nebraska. Since Eichorst arrived in Lincoln, resources and services in every student-athlete support unit have been reviewed, improved and enhanced, including academics, athletic medicine, life skills, nutrition, sports psychology, strength and conditioning and performance/research (i.e. Nebraska Athletic Performance Laboratory (NAPL) and the Center for Brain, Biology and Behavior (CB3)).

Eichorst has continued to move Nebraska forward aggressively with several new initiatives to enhance the student-athlete experience. Beginning in the summer of 2015, Nebraska became the first athletic department in the country to offer laptop computers to every student-athlete and created a data analytics department. Husker student-athletes in all sports now receive four-year, full cost of attendance-based scholarships. Nebraska was also the first-known department of athletics to create a post-eligibility opportunity (PEO) program, where every Husker letterwinner who graduates and has exhausted his or her eligibility has an opportunity to pursue either an internship, study abroad or graduate school program valued at \$7,500. Nebraska was also one of the first institutions to create a spring service abroad trip, taking a team of student-athletes and staff to Guatemala in 2015 and to the Dominican Republic in 2016.

Eichorst is in high demand and has made more than 500 public appearances around the state and country and his monthly radio show and "Connecting on Campus" online column provide opportunities to connect and share the incredible activities, initiatives and accomplishments happening at the greater University and in the department. As a member of the Chancellor's Senior Administrative Team, Eichorst maintains a strong connection and collaboration between the University and athletics.

A highly respected national leader, Eichorst was appointed in 2015 to the Division I Football Oversight Committee. Most recently, Eichorst was named co-chair of the NCAA Division I Football Recruiting ad hoc working group. He also serves on the Big Ten Conference Program and Budget Review Committee. Eichorst was the first Director of Athletics from any conference to visit the Big Ten Conference-based Academic Alliance (formerly known as the Committee on Institutional Cooperation) at its Champaign, Ill., headquarters. The Big Ten Academic Alliance is a highly successful academic-based consortium of 15 schools, including all 14 in the Big Ten Conference. Nebraska is leading the Big Ten and the Big Ten Academic Alliance in several areas, including Digital Humanities and head injury research.

Under Eichorst, Nebraska extended its nation-leading total of CoSIDA Academic All-Americans to 325 and its nation-leading total of NCAA Top Ten Award winners to 17. More than 700 awards were presented at the 26th Annual Student-Athlete Awards Show—A Night at the Lied. In 2015-16, 109 student-athletes earned undergraduate or graduate degrees and the Big Ten Conference honored 209 Husker student-athletes with Academic All-Big Ten awards. For the first time in school history, all Nebraska teams had an NCAA Academic Progress Rate (APR) of 960 or higher and the overall Graduation Success Rate (GSR) of 86 percent is the highest in program history. In addition, seven Husker teams (women's basketball, golf, gymnastics, softball, tennis and volleyball and men's tennis) had a GSR of 100 percent as reported in the fall of 2015.

During Eichorst's tenure, Nebraska has won three NCAA team Championships, increasing its total to 27. In 2012-13 and in 2014-15, the Nebraska women's bowling team earned the program's fourth and fifth NCAA titles, while the Husker volleyball team won the 2015 NCAA Championship, the program's fourth national title.

In 2016, the Husker men's track and field team swept the Big Ten Indoor and Outdoor Championships and 14 Nebraska teams competed in NCAA postseason action, including bowling,

**ABOUT EICHORST
 EDUCATION**

- » B.B.A., Wisconsin-Whitewater (1990);
- » Juris Doctorate, Marquette (1995)

EXPERIENCE

- » Nebraska, Director of Athletics (2013-present)
- » Miami, Director of Athletics (2011-12)
- » Wisconsin, Deputy Athletic Director (2009-11)
- » Wisconsin, Executive Associate Athletic Director (2007-09)
- » Wisconsin, Senior Associate Athletics Director (2006-07)
- » South Carolina, Senior Associate Athletic Director (2004-06)
- » Wisconsin-Whitewater, Director of Athletics (1999-2003)

FAMILY

- » Wife: Kristin;
- » Sons: Jack, Joseph and Bennett

football, volleyball, women's swimming and diving, wrestling, softball, baseball, men's and women's gymnastics, rifle, and men's and women's indoor and outdoor track and field. In 2015-16, Nebraska produced 41 All-Americans who won 49 national awards, including 21 first-team honorees.

In 2013-14, Nebraska became one of only two NCAA institutions – and the first Big Ten program in history – to qualify for a football bowl game, and advance to NCAA postseason in the major team sports of volleyball, soccer, men's and women's basketball, baseball and softball. Additionally, Nebraska was the only institution to win a postseason game in six of those seven sports.

Nebraska's fan support continues to be unparalleled in college athletics. In 2015-16, top 15 national rankings for average attendance were reached across 10 sports—football, volleyball, men's and women's basketball, wrestling, soccer, softball, baseball and men's and women's gymnastics. Nebraska is the only school in the country to rank among the top 15 nationally in both football and men's basketball attendance and in volleyball and women's basketball. A tribute to loyal Husker fans, two sports lead the nation with consecutive home sellout streaks. Football has 347 consecutive sellouts and volleyball has 204 consecutive regular-season sellouts.

Under Eichorst's leadership, Nebraska continues to focus on improving its facilities and the game-day experience at all athletic venues. In August of 2015, Hibner Stadium and Barbara Hibner Field for soccer and the Sid and Hazel Dillon Tennis Center were completed. A new center-hung video board and sound system was installed in the Devaney Center in 2015 to improve the game-day experience for volleyball, wrestling and men's and women's gymnastics. In 2014, the largest wireless network system at a college football stadium in history was installed in Memorial Stadium, along with a state-of-the-art sound system. In the summer of 2013, Memorial Stadium expansion added the innovative NAPL inside East Stadium next to the Center for Brain, Biology and Behavior (CB3). That same year, Nebraska's men's and women's basketball teams became the primary tenants at Pinnacle Bank Arena, and the renovated Devaney Center became the home for Husker volleyball, wrestling and the men's and women's gymnastics programs.

Eichorst came to Nebraska after serving as Director of Athletics at Miami in 2011 and 2012. He hired legendary men's basketball coach Jim Larrañaga, who led Miami to the NIT Second Round in his first season and ACC regular-season and tournament titles as well as the NCAA Sweet 16 in his second. The women's basketball program posted its highest national ranking in school history (No. 5) and advanced to the Second Round of the NCAA Tournament. The Miami women's tennis team advanced to the NCAA Elite Eight for the fourth straight season, and the baseball team made its 40th consecutive NCAA appearance. The Hurricane women's soccer team posted its first NCAA Tournament win in school history, and the volleyball team made its third straight NCAA Tournament appearance.

Before heading to Miami, Eichorst was the Deputy Athletics Director at Wisconsin. He was the Chief Operating Officer and oversaw the department's daily operations, as well as the men's basketball program under the direction of Director of Athletics and former Husker Barry Alvarez.

From 2004 to 2006, Eichorst served as the Senior Associate Athletics Director for Administration at South Carolina, overseeing the department's daily operations, as well as the football and baseball programs under legendary coaches Lou Holtz, Steve Spurrier and Ray Tanner, respectively.

From 1999 to 2003, Eichorst served as the Director of Athletics at Wisconsin-Whitewater, which produced four top 10-percent finishes in the NACDA Directors Cup, one NCAA team title and two NCAA runner-up finishes. The program also featured 11 CoSIDA Academic All-America selections.

A native of Lone Rock, Wis., Eichorst was an all-conference defensive back, three-time letterwinner and 1990 football team captain for the University of Wisconsin-Whitewater. He graduated magna cum laude in business from UW-Whitewater in 1990 and in 2015 was awarded the Distinguished Alumni Award for Professional Achievement. He earned a law degree from Marquette Law School in 1995, practiced law in Milwaukee until 1999 and is a past member of the State Bar of Wisconsin Board of Governors. He served as an assistant adjunct professor of law at Marquette, where he taught classes in sports law. He serves on the Marquette University National Sports Law Institute Board of Advisors and in 2006, Marquette awarded Eichorst the Sports Law Alumnus of the Year Award. He is also a graduate of the Sports Management Institute and serves on its Executive Committee.

Shawn and his wife Kristin have three sons: Jack, Joseph and Bennett.



The Eichorst Family (from left): Jack, Joseph, Bennett, Kristin and Shawn.



MARC BOEHM

EXECUTIVE ASSOCIATE ATHLETIC DIRECTOR
12th YEAR

KANSAS STATE
1984



A member of the Nebraska Athletics senior administration since May 2003, Marc Boehm (pronounced BAME) serves as Executive Associate Athletic Director for Development, Ticketing and Events.

Boehm also oversees the Nebraska men's and women's basketball programs. Boehm serves as the liaison to Pinnacle Bank Arena, the NU Foundation and the Nebraska Alumni Association.

Boehm, who previously oversaw the efforts of the facilities, marketing, media relations and HuskerVision areas within the athletic department, played a primary role in negotiations for Nebraska's contract extension with IMG College Sports. To date, it is the largest multi-media rights contract in college athletics.

As the primary administrator for the NU basketball programs, Boehm played an integral role in the hiring of Tim Miles as the Huskers' head coach in March of 2012. In 2013-14, Miles earned the Jim Phelan Award as the national coach of the year, after capturing Big Ten Coach-of-the-Year honors from his peers earlier in the season.

Boehm also played a lead role during the men's and women's basketball programs move into Pinnacle Bank Arena in 2013-14. He also worked to help develop Nebraska's new practice facility - the Hendricks Training Complex - which opened in October of 2011.

Boehm has worked to create a fan-friendly atmosphere at men's and women's basketball, leading to record-setting attendance and season ticket sales for both programs.

In 2013-14, the men's basketball program sold out its season tickets for the entire season in May of 2013 in anticipation of the first season at Pinnacle Bank Arena and Coach Miles' second Husker team. The more than 15,000 Husker fans that packed the new arena watched the Big Red roll to a 15-1 home record on their way to the 2014 NCAA Tournament. It was the fifth postseason trip for the men's basketball program since Boehm's arrival.

NU ranked 13th nationally in average home attendance (15,419) on its way to a top-four regular-season finish with an 11-7 record in the powerful Big Ten Conference while going 19-13 overall, and the Huskers are one of only eight NCAA programs to average 15,000 fans per game in each of the last three seasons.

Under Boehm's supervision, the Nebraska women's basketball program has enjoyed the most successful stretch in school history.

The Husker women have earned six NCAA Tournament bids, including a pair of NCAA Sweet 16 appearances in 2010 and 2013 and two more trips to the NCAA second round. The Huskers have produced the four highest single-season win totals in NU history over the past six years. The Big Red have also finished the season ranked in the top 25 in four of the past six seasons - the first four top-25 final national rankings in school history.

Boehm also played a lead role in bringing NCAA Tournament basketball back to Lincoln for the first time since 1993, as the Husker women played host to the NCAA Lincoln Regional. Eventual national champion Connecticut, Texas A&M, DePaul and BYU battled it out for a spot in the 2014 NCAA Women's Final Four. The two sessions attracted well over 17,000 fans as one of the most successful sites in the tournament.

Nebraska has ranked among the top 12 teams nationally in women's basketball home attendance in each of its first three seasons in Pinnacle Bank Arena.

Boehm, who played a significant role in aiding Nebraska's functional transition to the Big Ten Conference in 2011-12, was also instrumental in conceptualizing and developing the Husker Nation Pavilion, which is the premier pregame event around home football games.

Boehm also took the lead role in obtaining First National Bank and Ameritas as premier sponsors for the Nebraska Athletic Department for a combined deal worth more than \$7 million over a three-year period. First National Bank and Ameritas joined Verizon, Pepsi and adidas as premier corporate sponsors for Husker athletics.

Boehm held the same position at Pittsburgh from 1997 to 2003. Boehm assisted in the rise of the Panthers' basketball program with the men's team posting back-to-back Sweet 16 appearances in the NCAA Tournament. During construction of the Panthers' new athletic facilities, Boehm played a central role in Pitt's athletic teams moving to the UPMC Sports Performance Complex, Heinz Field and the Petersen Events Center.

Boehm served as interim athletic director at Pittsburgh for nearly five months before coming to Nebraska. During that time, he hired men's basketball head coach Jamie Dixon.

Boehm also spent five years as associate executive director of the Tostitos Fiesta Bowl. He directed and managed a 125-member fund-raising committee of Arizona business people responsible for generating more than \$4.5 million in cash and in-kind partnerships. Previously he spent four years as associate executive director and public relations director of the Sun Bowl from 1987 to 1991.

Born in Grand Island, Boehm earned his bachelor's degree in communications from Kansas State in 1984 and added a master's degree in sports management from St. Thomas (Fla.) University in 1985. Boehm and his wife, the former Janelle Broderick of Minot, N.D., have three boys, Broderick, Christian and Lukas John.

DEPARTMENT OF ATHLETICS ADMINISTRATION



Chris Anderson
Associate A.D./Community,
Governmental & Charitable
Relations



Chris Brasfield
Associate A.D./ Student-
Athlete Recruitment &
Experience



Bob Burton
Senior Associate A.D./
Facilities & Capital Planning



John Jentz
Executive
Associate A.D./
Chief Financial Officer



Dennis Leblanc
Executive
Associate A.D./
Academics



Pat Logsdon
Executive
Associate A.D./
Administration & SWA



Diane Mendenhall
Senior Associate A.D./
Development and Ticket
Operations



Jamie Vaughn
Senior Associate A.D./
Compliance



Steve Waterfield
Executive
Associate A.D./
Performance and Strategic
Research



David Witty
Senior Associate A.D./
Marketing and
Communications



Keith Zimmer
Senior Associate A.D./
Life Skills and N Club

N 2016-17 NEBRASKA BASKETBALL
DEPARTMENT OF ATHLETICS STAFF



Holly Adam
*Assistant A.D./
 Ticketing*



Mike Arthur
*Director of Strength
 & Conditioning
 Performance Research*



Melissa Baack
*Director of Business
 Enterprises*



Christopher Bach
*NAPL Post-Doc
 Research Associate*



Torrey Ball
*Assistant Director
 of Fan Experience*



Alvin Banks
*Coordinator of Student-
 Athlete Development*



Ridge Barber
*Digital Media
 Content Producer*



Leslie Bargaen
Development Officer



Tyler Bassinger
*Video Production
 Specialist*



Jonathan Bateman
Compliance Coordinator



Deveron Baxter
*Training Table
 Team Leader*



Gil Becerra
*HVAC Service
 Technician*



Traci Becker
Accounting Clerk



Jamie Belt
*Assistant Strength
 Coach*



Tyson Billings
Assistant Ticket Manager



Derek Bond
*Event Management
 Specialist*



Daniel Bottcher
*Building Services
 Technician*



Daisymae Brayton
*Assistant A.D./Human
 Resources*



Kimberly Brick
Custodial Supervisor



Brad Brown
Assistant Athletic Trainer



Erynn Butzke
*Spirit Squad
 Head Coach*



Stacey Burling
*Director of Education &
 Engagement Programs*



Jessica Calvi
*NAPL Post-Doc
 Research Associate*



Juanita Carstens
*Capital Planning,
 Construction & Events
 Secretary*



Chad Carter
Electrician



Whitney Cave
*Assistant Ticket
 Manager*



Chad Chiesa
*IT Operations
 Manager*



**Angela
 Christ-Zemunski**
Assistant Ticket Manager



Kayla Conrad
*Assistant Director
 of Life Skills*



Karen Cook
*Husker Power
 Staff Secretary*



Stewart Craig
*Memorial Stadium
 Trades Supervisor*



Scott Crawford
*NAPL Post-Doc
 Research Associate*



Kim Daniel
Custodial Supervisor



Matt Davidson
Director of Events



Mike Dobbs
*Development
 Fundraising Officer*



Ryan Donahoe
*Plumber/Pipefitter Devaney
 Sports Center*



Kayln Doyle
Compliance Coordinator



Tom Dufresne
Assistant Athletic Trainer



Robert Dugas, M.D.
Chief of Staff



Andrea Einspahr
Learning Specialist



Paul Ellenberger
*Guest Relations,
 Security Attendant*



Jolene Emricson
Assistant Athletic Trainer



Anton Engel
*Guest Relations,
 Security Attendant*



Boyd Epley
*Assistant A.D./Strength
 and Conditioning*



Brian Erickson
Custodian/Events Setup



Andrew Ervin
*Assistant
 Strength Coach*



Jane Farrell
*Human Resources
 Coordinator*



Mary Fisher
Custodian/Events Setup



Dan Floyd
*Director of Information
 Technology*



Derek Freeman
*Director of
 Annual Giving*



Lindsey Freeman
*Director of Premium
 Seating &
 Engagement*



Shawn Gariboy
Dining Service Associate



Herman Gesch
*Guest Relations,
 Security Attendant*



Holly Glenn
Compliance Secretary



Randy Gobel
*Director of Athletic
 Facilities (Devaney)*



Ray Godtel
*Guest Relations,
 Security Attendant*



Jeff Green
Electrician



Drew Greenfield
Custodian/Events Setup



Mike Greenfield
*Building Services
 Manager*



Andrew Greer
*Assistant Director of
 Development &
 Ticketing Relations*



**Brittany
 Gruntorad**
*Assistant Ticket
 Manager*



Scott Guthrie
Broadcast Engineer



Anne Hackbart
Project Coordinator



Jami Hagedorn
*Assistant A.D./Business
 Operations*



Janell Hall
*Director of Concessions
 Operations*



Nancy Hamann
Dining Service Associate



Drew Hamblin
Assistant Athletic Trainer



Sarah Hannon
*Premium Seating &
 Events Coordinator*



Brett Hansen
Help Desk Manager



Chynna Hardy
*Capital Projects
 Coordinator*



Jack Harper
Custodian, Events Setup



Justin Harris, MD
*Team Physician, Orthopaedic
 Surgeon*

ADMINISTRATION



Lauren Harris
Assistant Strength Coach



Bryan Harrod
Assistant Equipment Manager



Kirk Hartman
Executive Director of Video Production



Ryan Hasenkamp
NAPL Post-Doc Senior Research Associate



Sheri Hastings
Academic Counselor



Caleb Hawley
Academic Counselor



Eric Haynes
Assistant A.D./Facilities



Tim Henrichs
Event Management Specialist



Matt Henry
Development and Ticketing Strategy Analytics Associate



Kevin Herbel
Director of Planning and Reporting



Jared Hertzell
Turfgrass Manager



Jean Hinton
Business Office Associate



Mike Hodges
Video Services Coordinator



Schuyler Hoffer
Dining Service Associate



Amanda Holzwarth
Video Production Coordinator



Matt Honnor
Custodian, Events Setup



Phil Hood
Trade Supervisor



Ruth Hood
Dining Service Associate



Denise Howell
Learning Specialist



Leah Huber
Academics Administrative Assistant



Ben Huenemann
Capital Planning Assistant



Butch Hug
Associate A.D./Facilities



Syed Hussain
Guest Relations, Security Attendant



John Ingram
Associate A.D./Capital Planning & Construction



Brad Isham
Capital Projects Coordinator



Katie Jewell
Associate Director of Academic Programs



Jena Johnson
Associate Director of Compliance



Patrick Kelly
Senior Compliance Assistant/Security



Marcia Kennedy
Assistant Athletic Trainer



Kyle Kotrous
Assistant Equipment Manager



Jeff Kinnison
Custodian/Events Setup



Eric Kissinger
Guest Relations, Security Attendant



Shot Kleen
Assistant A.D./HuskerVision



Lonna Kliment
Director of Licensing



Brian Kmitta
Assistant Strength Coach



Alex Kringen
Chief Development Officer



Dale Kruse
Director of Athletic Food Service



Ty LaFollette
Custodian/Events Setup



Mitzi Lenz
Executive Strength, Administration



Lisa Loewenstein
Assistant Athletic Trainer



Marlon Lozano
Spirit Squad Manager



Jennifer Matlock
Dining Service Associate



Mark Mayer
Head Football Athletic Trainer



Danny McEntarffer
Guest Relations, Security Attendant



Clete McLeod
Associate Football Strength Coach



Alan Moore
Electrician



Kelly Mosier
Assistant A.D./Creative & Emerging Media



Darren Mustin
Assistant Strength Coach



Blake Nelson
Assistant Turf Manager



Mike Nieman
Academic Counselor



Diane Niefertfeld
Shipping and Receiving Clerk



Lucas Novotny
Assistant Strength Coach



Chris Pankonin
Video Production Specialist



Maria Perez-Segovia
Dining Service Associate



Patricia Peterson
Associate Director of Compliance



Jon Peifer
Assistant Strength Coach



Mark Philipp
Head Football Strength Coach



Jack Pierce
Athletic Development Fundraising Officer



Marvin Potter
Trade Supervisor



Jenni Puchalla
Development and Ticketing Manager



Laure Ragoss
Associate A.D./Compliance



Kevin Raguse
Video Production Specialist



Rox Rasmussen
Director of Concessions Events



Jason Rathe
Assistant A.D./Marketing and Fan Experience



Kristi Reetz
Ticket Operations Director



Lindsey Remmers
Director of Sports Nutrition



Brian Rempe
Custodial Leader



Juan Rico
Microcomputer Specialist



Brian Rosenthal
Staff Writer/Creative Content Specialist



Joann Ross
Learning Specialist



Ashley Rudolph
Assistant Athletic Trainer



Rusty Ruffcorn
Women's Basketball Strength Coach

ADMINISTRATION

N 2016-17 NEBRASKA BASKETBALL
DEPARTMENT OF ATHLETICS STAFF



David Rule
Assistant Athletic Trainer



Steve Schaffer
*Director of Development
 & Ticketing Strategy &
 Analytics*



George Scheel
*Guest Relations,
 Security Attendant*



Kim Schellpeper
*Associate Director of
 Academic Programs*



Amy Seiler
Massage Therapist



Sam Sharpe
*Guest Relations,
 Security Attendant*



John Shaw
Building Service Technician



Brad Smith
*Assistant Director
 of Sports Analytics -
 Analysis*



Michael Steele
*Executive Chef/
 Asst. Director of Athletic
 Food Service*



Ashley Stone
Director of PEO Programs



Heather Strobe
*Business Office
 Accounting Associate*



Todd Stull
Sports Psychiatrist



Kathryn Swanson
Dining Service Associate



Jay Terry
Equipment Manager



Mary Timblin
*Sports Nutrition
 Administrative Assistant*



Matt Tomjack
*Director of Marketing and
 Fan Experience*



Steve Torske
*Building & Grounds
 Supervisor*



Julie Tuttle
*Assistant Athletic
 Trainer*



Dan Van De Riet
*Associate A.D./
 Football Operations*



John Varrati
Custodial Supervisor



Jerry Weber
*Associate Director of
 Athletic Medicine/Head
 Athletic Trainer*



Tyler Weeda
Assistant Athletic Trainer



Andy Wenstrand
*Director of Creative
 & Engaging Media*



Heidi Wetherbee
*Assistant Director of
 Marketing and Fan
 Experience*



Erin Widrig
*Assistant Equipment
 Manager*



Jackie Wilken
*Athletic Medicine
 Administrative
 Coordinator*



**Karen Williamson
 Conway**
*Assistant Ticket
 Manager*



Jordan Wilson
*Assistant Director
 of Life Skills*



Brett Woods
Athletic Psychologist



Linda Ybarra
*Capital Planning and
 Construction
 Administrative Assistant*



Randy York
Athletics Senior Writer



Lynn Zhang
*Assistant Director of
 Sports Nutrition*



Andrew Zimmer
*Academics Computing
 Specialist*

ADMINISTRATION



ED MORROW JR.

OPPONENTS

N 2016-17 NEBRASKA BASKETBALL

BIG TEN COMPOSITE SCHEDULE

NOVEMBER

| | | | | | | | | | |
|----|--------------------------------------------|----------------|---------------------------------|---------------------------------------------|---------------------------------------|--------------------------------|--------------------------------|-------------------------|------------------------------|
| 11 | American at Maryland | 6 p.m. | Richmond vs. Maryland [15] | TBD | 12 | Jacksonville State at Maryland | 6 p.m. | Northwestern at Rutgers | 8 p.m. |
| | Arizona vs. Michigan State [1] | 6 p.m. | TBD vs. Michigan State [11] | TBD | 13 | Central Arkansas at Michigan | 8 p.m. | 14 | Minnesota at Penn State |
| | Albany at Penn State | 6 p.m. | UCLA/Portland vs. Nebraska [13] | TBD | | | | Nebraska at Michigan | 1 p.m. |
| | McNeese State at Purdue | 6 p.m. | Hartford at Rutgers | Noon | 14 | Chicago State at Northwestern | 6 p.m. | Maryland at Illinois | 5 p.m. |
| | Malloy at Rutgers | 6 p.m. | Bryant at Northwestern | 1 p.m. | | Fairleigh-Dickinson at Rutgers | 6 p.m. | 15 | Rutgers at Indiana |
| | Louisiana-Lafayette at Minnesota | 7 p.m. | Virginia vs. Iowa [14] | 6 p.m. | | LIU-Brooklyn at Minnesota | 7 p.m. | | 11 a.m./3:30 p.m. |
| | Mississippi Valley State at Northwestern | 7 p.m. | Marshall at Ohio State | 6 p.m. | | Green Bay at Wisconsin | 8 p.m. | | Michigan State at Ohio State |
| | Central Arkansas at Wisconsin | 7 p.m. | Southern Illinois at Minnesota | 7 p.m. | 17 | | | | 12:30/3:30 p.m. |
| | Southeast Missouri State at Illinois | 8 p.m. | 26 | Penn State at George Washington | TBD | | | 17 | Illinois at Purdue |
| | Kansas vs. Indiana [1] | 8 p.m. | | TBD vs. Iowa [14] | TBD | | | | Michigan at Wisconsin |
| | Howard at Michigan | 8 p.m. | | Kansas St./Boston College vs. Maryland [15] | TBD | | | 18 | Indiana at Penn State |
| | Kennesaw State at Iowa | 8:30 p.m. | | NJIT at Purdue | 11 a.m./2:30 p.m. | | | | Ohio State at Nebraska |
| | Ohio State at Navy | 8:30 p.m. | | Mount St. Mary's at Michigan | 6 p.m. | | | 19 | Maryland at Iowa |
| 13 | IUPUI at Michigan | 11 a.m. | 27 | Prairie View A&M at Wisconsin | 1 p.m. | | | | 6 p.m. |
| | Savannah State at Iowa | 2:30 p.m. | | Mississippi Valley State at Indiana | 3 p.m. | | | 21 | Michigan State at Indiana |
| | Drexel at Rutgers | 3 p.m. | | TBD vs. Nebraska [13] | TBD | | | | TBD |
| | Northern Kentucky at Illinois | 5 p.m. | 28 | Minnesota at Florida State [16] | 6 p.m. | 18 | Penn State vs. St. John's [25] | 10 a.m. | Penn State at Purdue |
| | Duquesne at Penn State | 5 p.m. | | Wake Forest at Northwestern [16] | 8 p.m. | | | | 11 a.m. |
| | Sacramento State at Nebraska | 7 p.m. | | 29 | Pittsburgh at Maryland [16] | 6 p.m. | | | Illinois at Michigan |
| 14 | Villanova at Purdue [2] | 6 p.m. | | | Georgia Tech at Penn State [16] | 6 p.m. | | | Wisconsin at Minnesota |
| | Texas-Arlington at Minnesota | 7 p.m. | | | Syracuse at Wisconsin [16] | 6:30 p.m. | | | 3:30 p.m. |
| | Eastern Washington at Northwestern | 8 p.m. | | | North Carolina State at Illinois [16] | 8 p.m. | | 22 | Northwestern at Ohio State |
| | North Carolina Central at Ohio State | 8 p.m. | | | Iowa at Notre Dame [16] | 8 p.m. | | | Noon |
| 15 | Maryland vs. Georgetown [3] | 5:30 p.m. | | | Michigan State at Duke [16] | 8:30 p.m. | | 24 | Rutgers at Maryland |
| | Kentucky vs. Michigan State [4] | 6 p.m. | 30 | Virginia Tech at Michigan [16] | 6 p.m. | | | | 6 p.m. |
| | Grand Canyon at Penn State | 6 p.m. | | Purdue at Louisville [16] | 6 p.m. | | | 25 | Purdue at Michigan State |
| | McKendree University at Illinois | 7 p.m. | | Rutgers at Miami (Fla.) [16] | 6 p.m. | | | | 6 p.m. |
| | University of Mary at Nebraska | 7 p.m. | | North Carolina at Indiana [16] | 8 p.m. | | | 26 | Penn State at Wisconsin |
| | Wisconsin at Creighton [2] | 7:30 p.m. | | Nebraska at Clemson [16] | 8 p.m. | | | | 8 p.m. |
| 16 | UMass-Lowell at Indiana | 6 p.m. | | Ohio State at Virginia [16] | 8 p.m. | | | 28 | Wisconsin vs. Rutgers [30] |
| | Northwestern at Butler [2] | 6 p.m. | DECEMBER | | | | | | 11 a.m. |
| | Mount Saint Mary's at Minnesota | 7 p.m. | 2 | SIU-Edwardsville at Indiana | 6 p.m. | | | | 1:15 p.m. |
| 17 | St. Mary's College at Maryland | 6 p.m. | | | | | | | 3:30 p.m. |
| | Providence at Ohio State [2] | 6 p.m. | 3 | Nebraska-Omaha at Iowa | 1 p.m. | | | 29 | Ohio State at Iowa |
| | Chicago State at Wisconsin | 7 p.m. | | South Dakota at Nebraska | 1 p.m. | | | | 7 p.m. |
| | Rutgers at DePaul [2] | 7:30 p.m. | | Morehead State at Purdue | 1 p.m. | | | | 3:30 p.m. |
| | Seton Hall at Iowa [2] | 8 p.m. | | Wright State at Penn State | 5 p.m. | 23 | Rutgers at Seton Hall | 5:30 p.m. | Indiana at Northwestern |
| | Marquette vs. Michigan [6] | 8:30 p.m. | | Morgan State at Rutgers | 6 p.m. | | | | 5:30 p.m. |
| 18 | Pittsburgh/SMU vs. Michigan [6] | 3:30/5:30 p.m. | | Vanderbilt vs. Minnesota [18] | 7 p.m. | | | | 6 p.m. |
| | Mississippi Valley State at Michigan State | 6 p.m. | | VCU vs. Illinois [17] | TBD | | | | 6 p.m. |
| | Georgia State at Purdue | 6 p.m. | | Oklahoma State at Maryland | TBD | | | | 8 p.m. |
| | Detroit at Illinois | 7 p.m. | | Kennesaw State at Michigan | TBD | | | | 8 p.m. |
| | St. John's at Minnesota [2] | 8 p.m. | | Oral Roberts at Michigan State | TBD | | | | 8 p.m. |
| 19 | Duke vs. Penn State [7] | 11:30 a.m. | | DePaul at Northwestern | TBD | | | | 8 p.m. |
| | Liberty at Indiana | 6 p.m. | | Fairleigh Dickinson at Ohio State | TBD | 28 | Nebraska at Indiana | 6 p.m. | |
| | Louisiana Tech at Nebraska | TBA | | Oklahoma at Wisconsin | TBD | | | 8 p.m. | |
| 20 | Niagara at Rutgers | 11 a.m. | 4 | Southeast Missouri State at Indiana | TBD | 30 | Northwestern at Michigan State | 5 p.m. | |
| | Cincinnati/Rhode Island vs. Penn St. [7] | Noon/2:30 p.m. | 5 | Stetson at Iowa | TBD | 31 | Louisville vs. Indiana [28] | 11:30 a.m. | |
| | Towson at Maryland | 1 p.m. | 6 | Central Connecticut State at Rutgers | 5 p.m. | JANUARY | | | |
| | Texas-Rio Grande at Iowa | 4:30 p.m. | | Youngstown State at Michigan State | 6 p.m. | 1 | Ohio State at Illinois | TBD | |
| | Florida Gulf Coast at Michigan State | 6 p.m. | | Florida Atlantic at Ohio State | 6 p.m. | | | | |
| 21 | Tennessee vs. Wisconsin [9] | 1:30 p.m. | | Arizona State vs. Purdue [19] | 6 p.m. | | Michigan at Iowa | TBD | |
| | Western Carolina at Ohio State | 6 p.m. | | IUPUI at Illinois | 7 p.m. | | Nebraska at Maryland | TBD | |
| | Winthrop at Illinois | 7 p.m. | | NJIT at Minnesota | 7 p.m. | | Minnesota at Purdue | TBD | |
| | Texas vs. Northwestern [8] | 8:30 p.m. | | Texas at Michigan | 8 p.m. | | Penn State at Rutgers | 1:30 p.m. | |
| 22 | Indiana at IPFW | TBD | 7 | George Mason at Penn State | 6 p.m. | | | | |
| | Notre Dame/Colorado vs. Northwestern [8] | TBD | | Idaho State at Wisconsin | 7 p.m. | 3 | Wisconsin at Indiana | 6 p.m. | |
| | Georgetown/Oregon vs. Wisconsin [9] | 12:30/7 p.m. | | Howard at Maryland | 8 p.m. | | | | |
| | Stony Brook at Maryland | 6 p.m. | | Creighton at Nebraska | 8 p.m. | 4 | Rutgers at Michigan State | 5:30 p.m. | |
| | Arkansas at Minnesota | 7 p.m. | | 8 | Iowa State at Iowa | 6 p.m. | | | |
| | Utah State vs. Purdue [10] | 7:30 p.m. | | 9 | Georgia Southern at Minnesota | 8 p.m. | | | |
| 23 | Michigan at South Carolina | 4 p.m. | | 10 | Saint Peter's at Maryland | 11 a.m. | | | |
| | Auburn/Texas Tech vs. Purdue [10] | 5/7:30 p.m. | | | Cleveland State at Purdue | 11 a.m. | | | |
| | St. John's vs. Michigan State [11] | 6 p.m. | | | Tennessee Tech at Michigan State | 1 p.m. | | | |
| | Jackson State at Ohio State | 6 p.m. | | | Wisconsin at Marquette | 1 p.m. | | | |
| | Colgate at Penn State | 6 p.m. | | | Pittsburgh vs. Penn State [20] | 1:30 p.m. | | | |
| | North Texas at Rutgers | 6 p.m. | | | Central Michigan at Illinois | 2 p.m. | | | |
| | TBD vs. Wisconsin [9] | TBD | | | Nebraska at Kansas | 2:15 p.m. | | | |
| 24 | Baylor/VCU vs. Michigan State [11] | 11 a.m./6 p.m. | | | Houston Baptist at Indiana | 3 p.m. | | | |
| | West Virginia vs. Illinois [12] | 2 p.m. | | | Connecticut at Ohio State | 5 p.m. | | | |
| | Dayton vs. Nebraska [13] | 7:30 p.m. | | | Rutgers at Stony Brook | 6 p.m. | | | |
| 25 | Temple/Florida State vs. Illinois [12] | TBD | | | Michigan at UCLA | 7 p.m. | | | |
| | | | | | 11 | Northern Illinois at Minnesota | 4 p.m. | | |
| | | | | | | New Orleans at Northwestern | 6 p.m. | | |

OPPONENTS

| | | |
|-------|-----------------------------------------------------------------------------------|----------------------------------|
| 18/19 | Nebraska at Ohio State | TBD |
| 19 | Michigan at Minnesota Maryland at Wisconsin | TBD TBD |
| 21 | Purdue at Penn State Northwestern at Illinois Indiana at Iowa | 5 p.m. 7 p.m. 8 p.m. |
| 22 | Michigan at Rutgers Minnesota at Maryland | 5:30 p.m. 7:30 p.m. |
| 23 | Nebraska at Michigan State Wisconsin at Ohio State | 6 p.m. 8 p.m. |
| 25 | Iowa at Maryland Purdue at Michigan | TBD TBD |
| 25/26 | Wisconsin at Michigan State Northwestern at Indiana Penn State at Minnesota | 3 p.m. TBD TBD |
| 26 | Illinois at Nebraska | 6:30 p.m. |
| 28 | Maryland at Rutgers Indiana at Purdue Ohio State at Penn State | 5:30 p.m. 6 p.m. 7:30 p.m. |

MARCH

| | | |
|-----|----------------------------------------------------------------------------------------------------|------------------------------|
| 1 | Michigan at Northwestern Michigan State at Illinois | 6 p.m. 8 p.m. |
| 2 | Nebraska at Minnesota Iowa at Wisconsin | 6 p.m. 8 p.m. |
| 4 | Indiana at Ohio State Illinois at Rutgers | 11 a.m. TBD |
| 4/5 | Purdue at Northwestern | TBD |
| 5 | Minnesota at Wisconsin Michigan State at Maryland Penn State at Iowa Michigan at Nebraska | TBD TBD Noon 7 p.m. |

All times listed are Central; Dates and times subject to change

Schedule Key

- [1] Armed Forces Classic (Honolulu, Hawaii)
- [2] Gavitt Tipoff Games
- [3] Gavitt Tipoff Games (Verizon Center, Washington, D.C.)
- [4] Champions Classic (New York, N.Y.)
- [5] MTE Tournament (Minneapolis, Minn.)
- [6] Wounded Warrior Classic (New York, N.Y.)
- [7] Hall of Fame Classic (Mohegan Sun, Conn.)
- [8] Legends Classic (Brooklyn, N.Y.)
- [9] Maui Invitational (Maui, Hawaii)
- [10] Cancun Challenge (Cancun, Mexico)
- [11] Battle 4 Atlantis (Paradise Island, Bahamas)
- [12] NIT Season Tip-Off (Brooklyn, N.Y.)
- [13] Wooden Legacy (Fullerton, Calif.)
- [14] Emerald Coast Classic (Destin, Fla.)
- [15] Barclays Classic (Brooklyn, N.Y.)
- [16] 18th Annual ACC/Big Ten Challenge
- [17] Hoophall Miami Invitational (Miami, Fla.)
- [18] Sanford Pentagon, Sioux Falls, S.D.
- [19] Jimmy V Classic (Madison Square Garden, New York, N.Y.)
- [20] Never Forget Tribute Classic (Prudential Center, Newark, N.J.)
- [21] State Farm Legends Classic (United Center, Chicago, Ill.)
- [22] Crossroads Classic (Bankers Life Fieldhouse, Indianapolis, Ind.)
- [23] Hy-Vee Big Four Classic (Wells Fargo Arena, Des Moines, Iowa)
- [24] CBS Sports Classic (T-Mobile Arena, Las Vegas, Nev.)
- [25] MSG Holiday Festival (Madison Square Garden, New York, N.Y.)
- [26] Royal Farms Arena, Baltimore, Md.
- [27] Braggin' Rights (Scottrade Center, St. Louis, Mo.)
- [28] Bankers Life Fieldhouse, Indianapolis, Ind.
- [29] The Palestra, Philadelphia, Pa.
- [30] Super Saturday - College Hoops & Hockey (Madison Square Garden, New York, N.Y.)



2017 NCAA TOURNAMENT

68-Team Field Announcement

Sunday, March 12, 2017

First Four

Tuesday-Wednesday, March 14-15, 2017

Site (host): Dayton, Ohio: University of Dayton Arena

First/Second Rounds

Thursday and Saturday, March 16 and 18, 2017

Site (host): Buffalo, N.Y.; First Niagara Center (Metro Atlantic Athletic Conference)

Site (host): Milwaukee, Wis.; BMO Harris Bradley Center (Marquette University)

Site (host): Orlando, Fla.; Amway Center (UCF, Stetson University)

Site (host): Salt Lake City, Utah; EnergySolutions Arena (University of Utah)

Friday and Sunday, March 17 and 19, 2017

Site (host): Greensboro, N.C.; Greensboro Coliseum (Atlantic Coast Conference)

Site (host): Indianapolis, Ind.; Bankers Life Fieldhouse (Horizon League, IUPUI)

Site (host): Tulsa, Okla.; CBOK Center (University of Tulsa)

Site (host): Sacramento, Calif.; Entertainment and Sports Center (CSU Sacramento)

NCAA Regionals (Midwest/West)

Friday and Sunday, March 23 and 25, 2017

Site (host): Kansas City, Mo.; Sprint Center (Big 12 Conference)

Site (host): San Jose, Calif.; SAP Center (Pac 12 Conference)

NCAA Regionals (South/East)

Thursday and Sunday, March 24 and 26, 2017

Site (host): Memphis, Tenn.; FedEx Forum (Big 12 Conference)

Site (host): New York, N.Y.; Madison Square Garden (Big East Conference/St. John's)

Final Four

Saturday and Monday, April 1 and 3, 2016

Tentative Tip-off times are 5:07 p.m. and 8:18 p.m. Central Time

Site (host): Glendale, Ariz.; University of Phoenix Stadium (Arizona State University)

FUTURE FINAL FOUR SITES

March 31 and April 2, 2018 at Alamodome in San Antonio, Texas

April 6 & 8, 2019 at U.S. Bank Stadium in Minneapolis, Minn.

April 4 & 6, 2020 at Mercedes-Benz Stadium in Atlanta, Ga.

April 3 & 5, 2021 at Lucas Oil Stadium in Indianapolis, Ind.





2016-17 NEBRASKA BASKETBALL
NON-CONFERENCE OPPONENTS

SACRAMENTO STATE
 Nov. 13 | 7 p.m. | BTN

General Info

Location Sacramento, Calif.
 Founded 1947
 Enrollment 30,284
 Nickname Hornets
 Colors Green & Gold
 President Dr. Robert S. Nelsen
 Athletics Director Bill Macriss
 Conference Big Sky
 Arena The Nest (1,012)
 Website hornetsports.com
 MBB Twitter @SachHornetsMBB

Team Information

2015-16 Record 14-17 (6-12, 10th)
 Lettermen R/L 9/4
 Starters R/L 4/1

Series Information

Overall First Meeting
 In Lincoln First Meeting
 Last Meeting N/A

Head Coach

Head Coach (Year) Brian Katz (Sacramento State, 1980)
 Record at School 91-147 (Eight seasons)
 Overall Record Same

Media Relations

Basketball Contact Ryan Bjork
 Office/Cell (916) 278-7426/(916) 838-7557
 Email rbjork@csus.edu
 Press Row Phone (916) 278-7531

DAYTON

Nov. 24 | 7:30 p.m. | ESPNU

General Info

Location Dayton, Ohio
 Founded 1850
 Enrollment 8,000
 Nickname Flyers
 Colors Red and Blue
 President Dr. Daniel J. Curran
 Athletics Director Neil Sullivan
 Conference Atlantic 10
 Arena UD Arena (13,455)
 Website DaytonFlyers.com
 MBB Twitter @DaytonMBB

Team Information

2015-16 Record 25-7 (14-4, t-1st)
 Lettermen R/L 12/2
 Starters R/L 4/1

Series Information

Overall First Meeting
 at Neutral Sites First Meeting
 Last Meeting N/A

Head Coach

Head Coach (Year) ... Archie Miller (North Carolina St., 2002)
 Record at School 115-55 (Six seasons)
 Overall Record Same

Media Relations

Basketball Contact Doug Hauschild
 Office/Cell (937) 229-4390/(937) 272-4503
 Email sid@udayton.edu
 Press Row Phone (937) 449-2855

UNIVERSITY OF MARY
 Nov. 15 | 7 p.m. | BTN Plus

General Info

Location Bismarck, N.D.
 Founded 1959
 Enrollment 3,000
 Nickname Marauders
 Colors Blue, Orange and White
 President Monsignor James Shea
 Athletics Director Roger Thomas
 Conference Northern Sun
 Arena McDowell Activity Center (1,500)
 Website GoUMary.com
 MBB Twitter @UMaryMensBball

Team Information

2015-16 Record 19-12 (12-10, 6th)
 Lettermen R/L 7/4
 Starters R/L 2/3

Series Information

Overall First Meeting
 In Lincoln First Meeting
 Last Meeting N/A

Head Coach

Head Coach (Year) Joe Kittell (North Dakota State, 2006)
 Record at School 19-12 (One season)
 Overall Record Same

Media Relations

Basketball Contact Brian Larson
 Office/Cell (701) 355-8354/(701) 361-7904
 Email bs Larson@umary.edu
 Press Row Phone (701) 355-8215

UCLA (POTENTIAL OPPONENT)

Nov. 25 | 8:30/11 p.m. | ESPN2 or ESPN3

General Info

Location Los Angeles, Calif.
 Founded 1919
 Enrollment 43,239
 Nickname Bruins
 Colors Blue and Gold
 Chancellor Gene Block
 Athletics Director Dan Guerrero
 Conference Pac-12
 Arena Pauley Pavilion (13,800)
 Website UCLABruins.com
 MBB Twitter @UCLAMBB

Team Information

2015-16 Record 15-17 (6-12, 10th)
 Lettermen R/L 10/3
 Starters R/L 4/1

Series Information

Overall UCLA leads, 5-2
 at Neutral Sites First Meeting
 Last Meeting UCLA 82, Nebraska 63 (3/19/85)

Head Coach

Head Coach (Year) Steve Alford (Indiana, 1987)
 Record at School 65-40 (Three seasons)
 Overall Record 588-275 (25 seasons)

Media Relations

Basketball Contact Alex Timiraos
 Office/Cell (310) 206-0524/(310) 847-9231
 Email atimiraos@athletics.ucla.edu
 Press Row Phone (310) 825-1899

LOUISIANA TECH
 Nov. 13 | TBA | ESPN3

General Info

Location Ruston, La.
 Founded 1894
 Enrollment 12,414
 Nickname Bulldogs
 Colors Red and Blue
 President Dr. Les Guice
 Athletics Director Tommy McClelland
 Conference Conference USA
 Arena Thomas Assembly Center (8,000)
 Website LATechsports.com
 MBB Twitter @LATechHoops

Team Information

2015-16 Record 23-10 (10-6, 3rd)
 Lettermen R/L 7/5
 Starters R/L 2/3

Series Information

Overall Nebraska leads, 1-0
 In Lincoln Nebraska leads, 1-0
 Last Meeting .. Nebraska 59, Louisiana Tech 56 (11/20/2005)

Head Coach

Head Coach (Year) Eric Konkol (UW Eau Claire, 2000)
 Record at School 23-10 (One season)
 Overall Record Same

Media Relations

Basketball Contact Kane McGuire
 Office/Cell (318) 257-5071/(318) 548-2161
 Email kmcguire@latech.edu
 Press Row Phone (318) 257-3144

PORTLAND (POTENTIAL OPPONENT)

Nov. 25 | 8:30/11 p.m. | ESPN2 or ESPN3

General Info

Location Portland, Ore.
 Founded 1901
 Enrollment 4,164
 Nickname Pilots
 Colors Purple and White
 President Rev. Mark L. Poorman, C.S.C.
 Athletics Director Scott Leykam
 Conference West Coast
 Arena Chiles Center (4,852)
 Website portlandpilots.com
 MBB Twitter @PilotHoops

Team Information

2015-16 Record 12-20 (6-12, t-7th)
 Lettermen R/L 9/5
 Starters R/L 3/2

Series Information

Overall First Meeting
 at Neutral Sites First Meeting
 Last Meeting N/A

Head Coach

Head Coach (Year) ... Terry Porter (UW-Stevens Point, 1993)
 Record at School 0-0 (First season)
 Overall Record Same

Media Relations

Basketball Contact Jason Brough
 Office/Cell (503) 943-8439/(503) 706-3460
 Email brough@up.edu
 Press Row Phone (503) 943-7527

CSUN (POTENTIAL OPPONENT)

Nov. 27 | TBA | ESPN2 or ESPNU

General Info

Location Northridge, Calif.
 Founded 1958
 Enrollment 41,548
 Nickname Matadors
 Colors Red, White and Black
 President Dr. Dianne F. Harrison
 Athletics Director Dr. Brandon E. Martin
 Conference Big West
 Arena The Matadome (2,000)
 Website gomatadors.com
 MBB Twitter @CSUNMBB

Team Information

2015-16 Record 10-20 (5-11, 6th)
 Lettermen R/L 8/2
 Starters R/L 3/2

Series Information

Overall First Meeting
 at Neutral Sites First Meeting
 Last Meeting N/A

Head Coach

Head Coach (Year) Reggie Theus (California Coast, 2002)
 Record at School 36-62 (Three seasons)
 Overall Record 77-85 (Five seasons)

Media Relations

Basketball Contact Amy Millstone
 Office (818) 677-2313
 Email amy.millstone@csun.edu
 Press Row Phone (818) 677-4702

NEW MEXICO (POTENTIAL OPPONENT)

Nov. 27 | TBA | ESPN2 or ESPNU

General Info

Location Albuquerque, N.M.
 Founded 1889
 Enrollment 28,500
 Nickname Lobos
 Colors Cherry & Silver
 President Dr. Robert Frank
 Athletics Director Paul Krebs
 Conference Mountain west
 Arena WisePies Arena (18,018)
 Website golobos.com
 MBB Twitter @UNMHoops

Team Information

2015-16 Record 17-15 (10-8, 4th)
 Lettermen R/L 9/2
 Starters R/L 4/1

Series Information

Overall New Mexico leads, 1-0
 at Neutral Sites First Meeting
 Last Meeting N/A

Head Coach

Head Coach (Year) Craig Neal (Georgia Tech, 1988)
 Record at School 59-38 (Three seasons)
 Overall Record Same

Media Relations

Basketball Contact Chelsey Chamberlain
 Office/Cell (541) 761-0358
 Email chamberlainc@unm.edu
 Press Row Phone (505) 925-5643

TEXAS A&M (POTENTIAL OPPONENT)

Nov. 27 | TBA | ESPN2 or ESPNU

General Info

Location College Station, Texas
 Founded 1872
 Enrollment 59,000
 Nickname Aggies
 Colors Maroon and White
 President Michael K. Young
 Athletics Director Scott Woodward
 Conference Southeastern
 Arena Reed Arena (12,989)
 Website 12thman.com
 MBB Twitter @aggiemenshoops

Team Information

2015-16 Record 28-9 (13-5, t-1st)
 Lettermen R/L 8/7
 Starters R/L 1/4

Series Information

Overall Nebraska leads, 12-8
 at Neutral Sites Tied, 1-1
 Last Meeting Nebraska 57, Texas A&M 48 (1/29/11)

Head Coach

Head Coach (Year) Billy Kennedy (Southeastern La., 1986)
 Record at School 99-70 (Five seasons)
 Overall Record 310-249 (18 seasons)

Media Relations

Basketball Contact Adam Quisenberry
 Office/Cell (979) 862-5453/(713) 582-5135
 Email aquisenberry@athletics.tamu.edu
 Press Row Phone (979) 862-6944

VIRGINIA TECH (POTENTIAL OPPONENT)

Nov. 27 | TBA | ESPN2 or ESPNU

General Info

Location Blacksburg, Va.
 Founded 1872
 Enrollment 31,000
 Nickname Hokies
 Colors Burnt Orange, Chicago Maroon
 President Timothy D. Sands
 Athletics Director Whit Babcock
 Conference Atlantic Coast
 Arena Cassell Coliseum (9,567)
 Website hokiesports.com
 MBB Twitter @VT_MBBall

Team Information

2015-16 Record 20-15 (10-8, t-7th)
 Lettermen R/L 9/3
 Starters R/L 3/2

Series Information

Overall First Meeting
 at Neutral Sites First Meeting
 Last Meeting N/A

Head Coach

Head Coach (Year) Buzz Williams (Oklahoma City, 1994)
 Record at School 31-37 (Two seasons)
 Overall Record 184-123 (Nine seasons)

Media Relations

Basketball Contact Bill Dyer
 Office/Cell (540) 231-8852 / (540) 998-5906
 Email wdyer@vt.edu
 Press Row Phone (540) 231-3048

CLEMSON

Nov. 30 | 8 p.m. | ESPNU

General Info

Location Clemson, S.C.
 Founded 1889
 Enrollment 21,957
 Nickname Atlantic Coast
 Colors Tiger Orange & Regalia
 President James P. Clements
 Athletics Director Dan Radakovich
 Conference Atlantic Coast
 Arena Littlejohn Coliseum (9,000)
 Website ClemsonTigers.com
 MBB Twitter @ClemsonMBB

Team Information

2015-16 Record 17-14 (10-8, t-7th)
 Lettermen R/L 9/3
 Starters R/L 3/2

Series Information

Overall First Meeting
 at Clemson First Meeting
 Last Meeting N/A

Head Coach

Head Coach (Year) Brad Brownell (DePauw, 1991)
 Record at School 107-87 (Six seasons)
 Overall Record 271-172 (14 seasons)

Media Relations

Basketball Contact Philip Sikes
 Office/Cell (864) 656-1985/(864) 525-4889
 Email philips@clemson.edu
 Press Row Phone (864) 656-6833

SOUTH DAKOTA

Dec. 3 | 1 p.m. | BTN Plus

General Info

Location Vermillion, S.D.
 Founded 1862
 Enrollment 10,061
 Nickname Coyotes
 Colors Red and White
 President James W. Abbott
 Athletics Director David Herbster
 Conference Summit League
 Arena Sanford Coyote Sports Center (6,000)
 Website GoYotes.com
 MBB Twitter @SDCoyotesMBB

Team Information

2015-16 Record 14-18 (5-11, 8th)
 Lettermen R/L 5/8
 Starters R/L 0/5

Series Information

Overall Nebraska leads, 31-5
 In Lincoln Nebraska leads, 30-2
 Last Meeting Nebraska 65, South Dakota 48 (11/11/11)

Head Coach

Head Coach (Year) Craig Smith (North Dakota, 1996)
 Record at School 31-34 (Two seasons)
 Overall Record 103-63 (Five seasons)

Media Relations

Basketball Contact Bryan Boettcher
 Office/Cell (605) 658-5544/(563) 260-4316
 Email Bryan.Boettcher@usd.edu
 Press Row Phone (563) 260-4316

N 2016-17 NEBRASKA BASKETBALL NON-CONFERENCE OPPONENTS

CREIGHTON

Dec. 7 | 8 p.m. | BTN

General Info

Location Omaha, Neb.
 Founded 1878
 Enrollment 8,435
 Nickname Bluejays
 Colors Blue and White
 President Rev. Daniel S. Hendrickson, S.J., Ph.D.
 Athletics Director Bruce Rasmussen
 Conference Big East
 Arena CenturyLink Center Omaha (17,390)
 Website Gocreighton.com
 MBB Twitter @BluejayMBB

Team Information

2015-16 Record 20-15 (9-9, t-6th)
 Lettermen R/L 11/5
 Starters R/L 4/1

Series Information

Overall Nebraska leads, 25-24
 In Lincoln Nebraska leads, 16-8
 Last Meeting Creighton 82, Nebraska 67 (12/9/2015)

Head Coach

Head Coach (Year) ..Greg McDermott (Northern Iowa, 1988)
 Record at School 141-72 (Six seasons)
 Overall Record 421-267 (22 seasons)

Media Relations

Basketball Contact Rob Anderson
 Office/Cell (402) 280-5544/(402) 660-5854
 Email randerson@creighton.edu
 Press Row Phone (402) 599-6640

KANSAS

Dec. 10 | 2:15 p.m. | ESPN

General Info

Location Lawrence, Kan.
 Founded 1866
 Enrollment 28,091
 Nickname Jayhawks
 Colors Crimson and Blue
 Chancellor Dr. Bernadette Gray-Little
 Athletics Director Dr. Sheahon Zenger
 Conference Big 12
 Arena Allen Fieldhouse (16,300)
 Website KUathletics.com
 MBB Twitter @KUHoops

Team Information

2015-16 Record 33-5 (15-3, 1st)
 Lettermen R/L 8/7
 Starters R/L 3/2

Series Information

Overall Kansas leads, 170-71
 In Lawrence Kansas leads, 88-23
 Last Meeting Kansas 86, Nebraska 66 (2/2/2011)

Head Coach

Head Coach (Year) Bill Self (Oklahoma State, 1985)
 Record at School 385-82 (13 seasons)
 Overall Record 592-188 (23 seasons)

Media Relations

Basketball Contact Chris Theisen
 Office/Cell (785) 864-3417/(785) 331-9356
 Email theisen@ku.edu
 Press Row Phone (785) 864-5593

GARDNER-WEBB

Dec. 18 | 1 p.m. | ESPN

General Info

Location Boiling Springs, N.C.
 Founded 1905
 Enrollment 4,970
 Nickname Runnin' Bulldogs
 Colors Scarlet and Black
 President Dr. Frank Bonner
 Athletics Director Chuck Burch
 Conference Big South
 Arena Paul Porter Arena (3,500)
 Website gwusports.com
 MBB Twitter @gwusports.com

Team Information

2015-16 Record 17-16 (10-8, t-5th)
 Lettermen R/L 7/5
 Starters R/L 2/3

Series Information

Overall First Meeting
 In Lincoln First Meeting
 Last Meeting N/A

Head Coach

Head Coach (Year) Tim Craft (Florida, 2000)
 Record at School 55-46 (Three seasons)
 Overall Record Same

Media Relations

Basketball Contact Whitney Noble
 Office/Cell (704) 406-3981/(813) 957-7546
 Email wnoble@gardner-webb.edu
 Press Row Phone (704) 406-4475

SOUTHERN

Dec. 20 | 7 p.m. | BTN Plus

General Info

Location Baton Rouge, La.
 Founded 1880
 Enrollment 7,277
 Nickname Jaguars
 Colors Columbia Blue and Gold
 President Dr. Ray Belton
 Interim Athletics Director Roman Banks
 Conference Southwestern Athletic
 Arena F.G. Clark Center (7,500)
 Website gojagsports.com
 MBB Twitter @JaguarHoops

Team Information

2015-16 Record 22-13 (11-7, 4th)
 Lettermen R/L 3/2
 Starters R/L 6/5

Series Information

Overall Nebraska leads, 1-0
 In Lincoln Nebraska leads, 1-0
 Last Meeting Nebraska 68, Southern 55 (11/11/2012)

Head Coach

Head Coach (Year) ..Roman Banks (Northwestern State, 1993)
 Record at School 99-67 (Five seasons)
 Overall Record Same

Media Relations

Basketball Contact Christopher Jones
 Office/Cell (225) 771-3495/(225) 978-7609
 Email jones_chrisk@yahoo.com
 Press Row Phone N/A



The Nebraska-Kansas matchup on Dec. 10 will be the Huskers' first regular-season matchup with a Big 12 team since the Huskers joined the Big Ten. In the last meeting with the Jayhawks at the Devaney Center, Lance Jeter had 10 points and a season-high 10 assists in the contest, one of two double-doubles he had during the 2010-11 campaign.



INDIANA

Bloomington, Ind. | Dec. 28 | 6 p.m. | BTN

General Info

Location Bloomington, Ind.
 Founded 1820
 Enrollment 48,514
 Nickname Hoosiers
 Colors Cream and Crimson
 President Michael A. McRobbie
 Athletics Director Fred Glass
 Conference Big Ten
 Arena Assembly Hall (17,357)
 Website IUhoosiers.com
 MBB Twitter @IndianaMBB

Team Information

2015-16 Record 27-8 (15-3, 1st)
 Postseason Finish NCAA Sweet 16
 Lettermen R/L 8/7
 Starters R/L 3/2

Series Information

Overall Indiana leads, 12-4
 In Lincoln Indiana leads, 5-3
 In Bloomington Indiana leads 6-1
 Since Joining Big Ten Indiana leads, 4-3
 Big Ten Regular Season Indiana leads, 4-3
 Big Ten Tournament Never Met
 Last Meeting Indiana 80, Nebraska 64 (2/17/2016)

Head Coach

Head Coach (Year) Tom Crean (Central Michigan, 1989)
 Record at School 148-119 (Eight seasons)
 Overall Record 338-215 (17 seasons)

Media Relations

Basketball Contact J.D. Campbell
 Office/Cell (812) 856-0146/(812) 322-1437
 Email jc56@indiana.edu
 Press Row Phone (812) 855-2754

2016-17 Roster

| No. | Name | Pos. | Ht. | Wt. | Yr. | Hometown |
|-----|---------------------|------|------|-----|-----|-----------------------------|
| 0 | Curtis Jones | G | 6-4 | 175 | Fr. | Richmond, Va. |
| 1 | James Blackmon Jr. | G | 6-4 | 200 | Jr. | Marion, Ind. |
| 2 | Josh Newkirk | G | 6-1 | 195 | Jr. | Raleigh, N.C. |
| 3 | OG Anunoby | F | 6-8 | 235 | So. | Jefferson City, Mo. |
| 4 | Robert Johnson | G | 6-3 | 195 | Jr. | Richmond, Va. |
| 10 | Johnny Jager | G | 6-0 | 180 | So. | Bloomington, Ind. |
| 11 | Devonte Green | G | 6-3 | 186 | Fr. | North Babylon, N.Y. |
| 13 | Juwan Morgan | F | 6-8 | 230 | So. | Waynesville, Mo. |
| 15 | Zach McRoberts | G | 6-6 | 200 | So. | Carmel, Ind. |
| 20 | De'Ron Davis | F | 6-10 | 240 | Fr. | Aurora, Colo. |
| 21 | Freddie McSwain Jr. | F | 6-6 | 215 | Jr. | Hinesville, Ga. |
| 22 | Quentin Taylor | G | 6-2 | 187 | So. | Indianapolis, Ind. |
| 24 | Grant Gelon | G | 6-5 | 195 | Fr. | Crown Point, Ind. |
| 30 | Collin Hartman | F | 6-7 | 220 | Sr. | Indianapolis, Ind. |
| 31 | Thomas Bryant | C | 6-10 | 255 | So. | Rochester, N.Y. |
| 35 | Tim Priller | F | 6-9 | 225 | Jr. | North Richland Hills, Texas |

MARYLAND

College Park, Md. | Jan. 1 | TBA | BTN

General Info

Location College Park, Md.
 Founded 1856
 Enrollment 37,641
 Nickname Terrapins, Terps
 Colors Red, White, Black and Gold
 President Dr. Wallace D. Loh
 Athletics Director Kevin Anderson
 Conference Big Ten
 Arena XFINITY Center (17,950)
 Website umterps.com
 MBB Twitter @TerrapinHoops

Team Information

2015-16 Record 27-9 (12-6, t-3rd)
 Postseason Finish NCAA Sweet 16
 Lettermen R/L 8/6
 Starters R/L 1/4

Series Information

Overall Maryland leads, 4-0
 In Lincoln Maryland leads, 2-0
 In College Park Maryland leads, 1-0
 Since Joining Big Ten Maryland leads, 4-0
 Big Ten Regular Season Maryland leads, 3-0
 Big Ten Tournament Maryland leads, 1-0
 Last Meeting Maryland 96, Nebraska 87 (3/11/2016)

Head Coach

Head Coach (Year) Mark Turgeon (Kansas, 1987)
 Record at School 114-59 (Five seasons)
 Overall Record 364-218 (18 seasons)

Media Relations

Basketball Contact Zack Bolno
 Office/Cell (301) 314-1482/ (571) 220-4163
 Email zbolno@umd.edu
 Press Row Phone (301) 314-8624

2016-17 Roster

| No. | Name | Pos. | Ht. | Wt. | Yr. | Hometown |
|-----|-----------------|------|------|-----|-----|--------------------------------|
| 0 | Anthony Cowan | G | 6-0 | 170 | Fr. | Bowie, Md. |
| 1 | Jaylen Brantley | G | 5-11 | 170 | Jr. | Springfield, Mass. |
| 2 | Melo Trimble | G | 6-3 | 185 | Jr. | Upper Marlboro, Md. |
| 4 | Kevin Huerter | G | 6-7 | 190 | Fr. | Clifton Park, N.Y. |
| 5 | Dion Wiley | G | 6-4 | 210 | So. | Oxon Hill, Md. |
| 10 | L.G. Gill | F | 6-8 | 230 | Sr. | Chesterfield, Va. |
| 11 | Jared Nickens | G/F | 6-7 | 205 | Jr. | Monmouth Junction, N.J. |
| 13 | Ivan Bender | F | 6-9 | 235 | So. | Capljina, Bosnia & Herzegovina |
| 15 | Michal Cekovsky | F | 7-1 | 250 | Jr. | Kosice, Slovakia |
| 20 | Travis Valmon | G | 6-1 | 175 | Fr. | Rockville, Md. |
| 21 | Justin Jackson | F | 6-7 | 225 | Fr. | East York, Ontario, Canada |
| 23 | Micah Thomas | F | 6-7 | 195 | Fr. | Memphis, Tenn. |
| 24 | Andrew Terrell | G | 5-10 | 190 | So. | Indianapolis, Ind. |
| 32 | Kent Auslander | G | 6-6 | 200 | So. | Herndon, Va. |
| 33 | Joshua Tomaic | F | 6-9 | 220 | Fr. | Lanzarote, Canary Islands |
| 35 | Damonte Dodd | F | 6-11 | 250 | Sr. | Centreville, Md. |

OPPONENTS

IOWA

Lincoln, Neb. | Jan. 5 | 8 p.m. | BTN
 Iowa City, Iowa | Feb. 5 | 1 p.m. | BTN

General Info

Location Iowa City, Iowa
 Founded 1847
 Enrollment 33,334
 Nickname Hawkeyes
 Colors Gold and Black
 President Bruce Harreld
 Athletics Director Gary Barta
 Conference Big Ten
 Arena Carver-Hawkeye Arena (15,500)
 Website hawkeyesports.com
 MBB Twitter @IowaHoops

Team Information

2015-16 Record 22-11 (12-6, t-3rd)
 Postseason Finish NCAA Second Round
 Lettermen R/L 7/8
 Starters R/L 1/4

Series Information

Overall Iowa leads, 18-9
 In Lincoln Nebraska leads, 7-5
 In Iowa City Iowa leads, 12-2
 Since Joining Big Ten Iowa leads, 6-2
 Big Ten Regular Season Iowa leads, 6-2
 Big Ten Tournament Never Met
 Last Meeting Iowa 77, Nebraska 66 (1/5/2016)

Head Coach

Head Coach (Year) Fran McCaffery (Pennsylvania, 1982)
 Record at School 118-86 (Six seasons)
 Overall Record 369-263 (20 seasons)

Media Relations

Basketball Contact Matthew Weitzel
 Office/Cell (319) 335-6590/(319) 430-8176
 Email matthew.weitzel@uiowa.edu
 Press Row Phone (319) 335-7284

2016-17 Roster

| No. | Name | Pos. | Ht. | Wt. | Yr. | Hometown |
|-----|--------------------|------|-----|-----|-----|-----------------------|
| 0 | Ahmad Wagner | F | 6-7 | 235 | So. | Yellow Springs, Ohio |
| 1 | Maishe Dailey | G | 6-6 | 183 | Fr. | Beachwood, Ohio |
| 3 | Jordan Bohannon | G | 6-0 | 182 | Fr. | Marion, Iowa |
| 4 | Isaiah Moss | G | 6-5 | 205 | RFr | Chicago, Ill. |
| 5 | Tyler Cook | F | 6-9 | 253 | Fr. | St. Louis, Mo. |
| 10 | Christian Williams | G | 6-5 | 200 | So. | Decatur, Ill. |
| 14 | Peter Jok | G | 6-6 | 205 | Sr. | West Des Moines, Iowa |
| 15 | Ryan Kriener | F | 6-9 | 247 | Fr. | Spirit Lake, Iowa |
| 20 | Riley Till | F | 6-6 | 192 | Fr. | Dubuque, Iowa |
| 23 | Dale Jones | F | 6-7 | 227 | Sr. | Waterloo, Iowa |
| 24 | Brady Ellingson | G | 6-4 | 193 | So. | Susses, Wis. |
| 25 | Dom Uhl | F | 6-9 | 217 | Jr. | Frankfurt, Germany |
| 35 | Cordell Pemsil | F | 6-8 | 249 | Fr. | Dubuque, Iowa |
| 51 | Nicholas Baer | F | 6-7 | 205 | So. | Bettendorf, Iowa |

NORTHWESTERN

Lincoln, Neb. | Jan. 8 | TBA | BTN
 Evanston, Ill. | Jan. 26 | 7 p.m. | BTN

General Info

Location Evanston, Ill.
 Founded 1851
 Enrollment 8,367
 Nickname Wildcats
 Colors Purple and White
 President Morton Schapiro
 Athletics Director Jim Phillips
 Conference Big Ten
 Arena Welsh-Ryan Arena (8,117)
 Website NUsports.com
 MBB Twitter @NUMensBball

Team Information

2015-16 Record 20-12 (8-10, t-10th)
 Postseason Finish None
 Lettermen R/L 10/3
 Starters R/L 3/2

Series Information

Overall Nebraska leads, 7-4
 In Lincoln Nebraska leads, 4-1
 In Evanston Northwestern leads, 3-2
 Since Joining Big Ten Nebraska leads, 4-3
 Big Ten Regular Season Nebraska leads, 4-3
 Big Ten Tournament Never Met
 Last Meeting Northwestern 65, Nebraska 54 (3/6/2016)

Head Coach

Head Coach (Year) Chris Collins (Duke, 2000)
 Record at School 49-48 (Three seasons)
 Overall Record Same

Media Relations

Basketball Contact Nick Brilowski
 Office/Cell (847) 467-3831/(847) 239-4127
 Email brilowski@northwestern.edu
 Press Row Phone (847) 491-8852

2016-17 Roster

| No. | Name | Pos. | Ht. | Wt. | Yr. | Hometown |
|-----|--------------------|------|------|-----|-----|---------------------|
| 4 | Vic Law | F | 6-7 | 205 | So. | South Holland, Ill. |
| 5 | Dererk Pardon | C | 6-8 | 235 | So. | Cleveland, Ohio |
| 10 | Charlie Hall | F | 6-5 | 210 | So. | Los Angeles, Calif. |
| 12 | Isiah Brown | G | 6-2 | 175 | Fr. | Seattle, Wash. |
| 14 | Rapolas Ivanauskas | F | 6-9 | 210 | Fr. | Barrington, Ill. |
| 20 | Scottie Lindsey | G/F | 6-5 | 210 | Jr. | Hillside, Ill. |
| 21 | Tino Malnati | G | 6-3 | 175 | Fr. | Northfield, Ill. |
| 23 | Jordan Ash | G | 6-3 | 190 | So. | Bolingbrook, Ill. |
| 25 | Barret Benson | C | 6-10 | 240 | Fr. | Willowbrook, Ill. |
| 30 | Bryant McIntosh | G | 6-3 | 185 | Jr. | Greensburg, Ind. |
| 32 | Nathan Taphorn | F | 6-7 | 215 | Sr. | Pekin, Ill. |
| 34 | Sanjay Lumpkin | G/F | 6-6 | 220 | Sr. | Wayzata, Minn. |
| 35 | Aaron Falzon | F | 6-8 | 215 | So. | Newton, Mass. |
| 44 | Gavin Skelly | F | 6-8 | 220 | Jr. | Westlake, Ohio |



MICHIGAN

Ann Arbor, Mich | Jan. 14 | 1 p.m. | BTN
Lincoln, Neb. | March 5 | 7 p.m. | BTN

General Info

Location Ann Arbor, Mich.
Founded 1817
Enrollment 43,651
Nickname Wolverines
Colors Maize and Blue
President Mark Schlissel
Athletics Director Warde Manuel
Conference Big Ten
Arena Crisler Center (12,707)
Website mgoblue.com
MBB Twitter @umichbball

Team Information

2015-16 Record 23-13 (10-8, 8th)
Postseason Finish None
Lettermen R/L 11/5
Starters R/L 5/0

Series Information

Overall Michigan leads, 12-2
In Lincoln Michigan leads, 3-2
In Ann Arbor Michigan leads, 7-0
Since Joining Big Ten Michigan leads, 6-0
Big Ten Regular Season Michigan leads, 6-0
Big Ten Tournament Never Met
Last Meeting Michigan 81, Nebraska 68 (1/23/2016)

Head Coach

Head Coach (Year) John Beilein (Wheeling Jesuit, 1975)
Record at School 189-123 (Nine seasons)
Overall Record 740-441 (38 seasons)

Media Relations

Basketball Contact Tom Wywrot
Office/Cell (734) 249-0306/(734) 320-1148
Email twywrot@umich.edu
Press Row Phone (734) 998-7978

2016-17 Roster

| No. | Name | Pos. | Ht. | Wt. | Yr. | Hometown |
|-----|----------------------------|------|------|-----|-----|--------------------|
| 0 | Brent Hibbitts | F | 6-8 | 210 | Fr. | Hudsonville, Mich. |
| 1 | Charles Matthews | G | 6-5 | 180 | So. | Chicago, Ill. |
| 3 | Xavier Simpson | G | 6-0 | 180 | Fr. | Lima, Ohio |
| 5 | D.J. Wilson | F | 6-10 | 240 | So. | Sacramento, Calif. |
| 10 | Derrick Walton Jr. | G | 6-1 | 190 | Sr. | Detroit, Mich. |
| 11 | Andrew Dakich | G | 6-2 | 190 | Sr. | Zionsville, Ind. |
| 12 | Muhammad-Ali Abdur-Rahkman | G | 6-4 | 190 | Jr. | Allentown, Pa. |
| 13 | Moritz Wagner | F | 6-10 | 234 | So. | Berlin, Germany |
| 14 | Fred Wright-Jones | G | 5-11 | 170 | So. | Detroit, Mich. |
| 15 | Jon Teske | C | 7-0 | 245 | Fr. | Medina, Ohio |
| 20 | Sean Lonergan | F | 6-5 | 210 | Jr. | Fishers, Ind. |
| 21 | Zak Irvin | G/F | 6-6 | 215 | Sr. | Fishers, Ind. |
| 22 | Duncan Robinson | G/F | 6-8 | 215 | Jr. | New Castle, N.H. |
| 23 | Ibi Watson | G/F | 6-5 | 185 | Fr. | Pickerington, Ohio |
| 34 | Mark Donnal | F | 6-9 | 240 | Sr. | Monclova, Ohio |
| 51 | Austin Davis | F | 6-10 | 240 | Fr. | Onsted, Mich. |

OHIO STATE

Lincoln, Neb. | Jan. 18 | 8 p.m. | BTN
Columbus, Ohio | Feb. 18/19 | TBA | BTN or CBS

General Info

Location Columbus, Ohio
Founded 1870
Enrollment 58,322
Nickname Buckeyes
Colors Scarlet and Gray
President Dr. Michael Drake
Athletics Director Eugene Smith
Conference Big Ten
Arena Value City Arena (18,809)
Website ohiostatebuckeyes.com
MBB Twitter @OhioStateHoops

Team Information

2015-16 Record 21-14 (11-7, 7th)
Postseason Finish NIT Second Round
Lettermen R/L 5/6
Starters R/L 5/0

Series Information

Overall Ohio State leads, 13-3
In Lincoln Tied, 3-3
In Columbus Ohio State leads, 7-0
Since Joining Big Ten Ohio State leads, 9-1
Big Ten Regular Season Ohio State leads, 7-1
Big Ten Tournament Ohio State leads, 2-0
Last Meeting Ohio State 65, Nebraska 62 (OT) (2/20/2016)

Head Coach

Head Coach (Year) Thad Matta (Butler, 1990)
Record at School 320-108 (12 seasons)
Overall Record 422-139 (16 seasons)

Media Relations

Basketball Contact Dan Wallenberg
Office/Cell (614) 292-6861/(614) 266-4306
Email wallenberg.1@osu.edu
Press Row Phone (614) 688-5330

2016-17 Roster

| No. | Name | Pos. | Ht. | Wt. | Yr. | Hometown |
|-----|------------------|------|-----|-----|-----|--------------------|
| 0 | Micah Potter | C | 6-9 | 240 | Fr. | Mentor, Ohio |
| 1 | Jae'Sean Tate | F | 6-4 | 230 | Jr. | Pickerington, Ohio |
| 2 | Marc Loving | F | 6-8 | 220 | Sr. | Toledo, Ohio |
| 3 | C.J. Jackson | G | 6-1 | 175 | So. | Charlotte, N.C. |
| 4 | Derek Funderburk | F | 6-9 | 205 | Fr. | Lakewood, Ohio |
| 10 | David Bell | C | 6-9 | 225 | So. | Cleveland, Ohio |
| 13 | JaQuan Lyle | G | 6-5 | 210 | So. | Evansville, Ind. |
| 14 | Joey Lane | G | 6-1 | 180 | So. | Deerfield, Ill. |
| 15 | Kam Williams | G | 6-2 | 185 | Jr. | Baltimore, Md. |
| 23 | Jimmy Jent | G | 6-4 | 195 | So. | Columbus, Ohio |
| 24 | Andre Wesson | F | 6-6 | 220 | Fr. | Westerville, Ohio |
| 32 | Trevor Thompson | C | 7-0 | 250 | Jr. | Indianapolis, Ind. |
| 33 | Keita Bates-Diop | F | 6-7 | 235 | Jr. | Normal, Ill. |

OPPONENTS



RUTGERS

Piscataway, N.J. | Jan. 21 | 11 a.m. | ESPN

General Info

Location Piscataway, N.J.
Founded 1766
Enrollment 67,000
Nickname Scarlet Knights
Color Scarlet
President Robert Barchi
Athletics Director Patrick Hobbs
Conference Big Ten
Arena Rutgers Athletic Center (8,000)
Website scarletknights.com
MBB Twitter @RutgersMBB

Team Information

2015-16 Record 7-25 (1-17, 14th)
Postseason Finish None
Lettermen R/L 9/6
Starters R/L 2/3

Series Information

Overall Nebraska leads, 5-2
In Lincoln Nebraska leads, 3-0
In Piscataway Tied, 1-1
Since Joining Big Ten Nebraska leads, 4-0
Big Ten Regular Season Nebraska leads, 3-0
Big Ten Tournament Nebraska leads, 1-0
Last Meeting Nebraska 89, Rutgers 72 (3/9/2016)

Head Coach

Head Coach Steve Pikiell (Connecticut, 1990)
Record at School 0-0 (First season)
Overall Record 197-174 (12 seasons)

Media Relations

Basketball Contact Kevin Lorincz
Office/Cell (732) 445-8112/(732) 801-4067
Email klorincz@scarletknights.com
Press Row Phone (732) 445-7894

2016-17 Roster

Table with 7 columns: No., Name, Pos., Ht., Wt., Yr., Hometown. Lists 35 players including Nigel Johnson, Shaquille Doorson, Corey Sanders, etc.

PURDUE

Lincoln, Neb. | Jan. 29 | 3:30 p.m. | BTN

General Info

Location West Lafayette, Ind.
Founded 1869
Enrollment 39,409
Nickname Boilermakers
Colors Old Gold & Black
President Mitch Daniels
Athletics Director Mike Bobinski
Conference Big Ten
Arena Mackey Arena (14,804)
Website purduesports.com
MBB Twitter @BoilerBall

Team Information

2015-16 Record 26-9 (12-6, t-3rd)
Postseason Finish NCAA First Round
Lettermen R/L 10/5
Starters R/L 3/2

Series Information

Overall Purdue leads, 13-4
In Lincoln Purdue leads, 4-2
In West Lafayette Purdue leads, 7-0
Since Joining Big Ten Purdue leads, 7-2
Big Ten Regular Season Purdue leads, 6-1
Big Ten Tournament Tied, 1-1
Last Meeting Purdue 81, Nebraska 62 (3/1/2016)

Head Coach

Head Coach (Year) Matt Painter (Purdue, 1994)
Record at School 238-134 (12 seasons)
Overall Record 263-139 (13 seasons)

Media Relations

Basketball Contact Chris Forman
Office/Cell (765) 494-3201/ (413) 687-4590
Email cforman@purdue.edu
Press Row Phone (765) 494-6365

2016-17 Roster

Table with 7 columns: No., Name, Pos., Ht., Wt., Yr., Hometown. Lists 15 players including Jon McKeeman, Carsen Edwards, Basil Smotherman, etc.



MICHIGAN STATE

Lincoln, Neb. | Feb. 2 | 6 p.m. | ESPN or ESPN2
 East Lansing, Mich. | Feb. 23 | 6 p.m. | ESPNU

General Info

Location..... East Lansing, Mich.
 Founded 1855
 Enrollment 48,579
 Nickname..... Spartans
 Colors Green and White
 President Dr. Lou Anna K. Simon
 Athletics Director..... Mark Hollis
 Conference Big Ten
 Arena Breslin Center (14,797)
 Website msuspartans.com
 MBB Twitter..... @MSU_Basketball

Team Information

2015-16 Record 29-6 (13-5, 2nd)
 Postseason Finish NCAA First Round
 Lettermen R/L 9/7
 Starters R/L..... 2/3

Series Information

Overall Michigan State leads, 12-9
 In Lincoln Nebraska leads, 6-4
 In East Lansing Michigan State leads, 6-3
 Since Joining Big Ten..... Michigan State leads, 4-3
 Big Ten Regular Season..... Michigan State leads, 4-3
 Big Ten Tournament..... Never Met
 Last Meeting Nebraska 72, Michigan State 71 (1/20/2016)

Head Coach

Head Coach (Year) Tom Izzo (Northern Michigan, 1977)
 Record at School..... 524-205 (21 seasons)
 Overall Record Same

Media Relations

Basketball Contact..... Matt Larson
 Office/Cell..... (517) 355-2271/(517) 927-6421
 Email..... larson@ath.msu.edu
 Press Row Phone (517) 353-1626

2016-17 Roster

| No. | Name | Pos. | Ht. | Wt. | Yr. | Hometown |
|-----|-----------------------------|------|------|-----|------|--------------------------------|
| 0 | Kyle Ahrens | G | 6-5 | 215 | So. | Versailles, Ohio |
| 1 | Joshua Langford | G | 6-5 | 210 | Fr. | Huntsville, Ala. |
| 3 | Alvin Ellis III | G | 6-4 | 210 | Sr. | Matteson, Ill. |
| 5 | Cassius Winston | G | 6-0 | 185 | Fr. | Detroit, Mich. |
| 11 | Lourawls (Tum Tum) Naim Jr. | G | 5-10 | 175 | Jr. | Nassau, Bahamas |
| 13 | Ben Carter | F | 6-9 | 225 | Gr. | Las Vegas, Nev. |
| 14 | Eron Harris | G | 6-3 | 190 | Sr. | Indianapolis, Ind. |
| 20 | Matt McQuaid | G | 6-4 | 200 | So. | Duncanville, Texas/Duncanville |
| 22 | Miles Bridges | F | 6-6 | 230 | Fr. | Flint, Mich. |
| 25 | Kenny Goins | F | 6-6 | 230 | So. | Troy, Mich. |
| 30 | Matt Van Dyk | F | 6-5 | 220 | Sr. | Imlay City, Mich. |
| 34 | Gavin Schilling | F | 6-9 | 240 | Sr. | Chicago, Ill. |
| 40 | Greg Roy | G | 6-3 | 210 | Jr. | Fort Worth, Texas |
| 41 | Conner George | G | 6-3 | 200 | RFr. | Okemos, Mich. |
| 44 | Nick Ward | F | 6-8 | 250 | Fr. | Gahanna, Ohio |

WISCONSIN

Lincoln, Neb. | Feb. 9 | 8 p.m. | BTN

General Info

Location..... Madison, Wis.
 Founded 1848
 Enrollment 42,041
 Nickname..... Badgers
 Colors Cardinal and White
 Chancellor Rebecca Blank
 Athletics Director..... Barry Alvarez
 Conference Big Ten
 Arena Kohl Center (17,249)
 Website UWBadgers.com
 MBB Twitter..... @BadgerMBB

Team Information

2015-16 Record 22-13 (12-6, t-3rd)
 Postseason Finish NCAA Sweet 16
 Lettermen R/L 13/4
 Starters R/L..... 5/0

Series Information

Overall Wisconsin leads, 13-12
 In Lincoln Nebraska leads, 6-4
 In Madison..... Wisconsin leads, 8-4
 Since Joining Big Ten..... Wisconsin leads, 7-2
 Big Ten Regular Season..... Wisconsin leads, 7-1
 Big Ten Tournament..... Nebraska leads 1-0
 Last Meeting Nebraska 70, Wisconsin 58 (3/10/2016)

Head Coach

Head Coach (Year) Greg Gard (UW-Platteville, 1995)
 Record at School..... 15-8 (One season)
 Overall Record Same

Media Relations

Basketball Contact..... Patrick Herb
 Office/Cell..... (608) 890-2477/ (608) 957-2085
 Email..... PAH@athletics.wisc.edu
 Press Row Phone (608) 265-4333

2016-17 Roster

| No. | Name | Pos. | Ht. | Wt. | Yr. | Hometown |
|-----|-------------------|------|------|-----|-------|---------------------|
| 0 | D'Mitrik Trice | G | 5-11 | 185 | Fr. | Dayton, Ohio |
| 1 | Brevin Pritzl | G | 6-3 | 185 | R-Fr. | De Pere, Wis. |
| 2 | Aleem Ford | F | 6-7 | 190 | Fr. | Lawrenceville, Ga. |
| 3 | Zak Showalter | G | 6-2 | 184 | Sr. | Germantown, Wis. |
| 4 | Matt Ferris | G | 6-6 | 196 | So. | Appleton, Wis. |
| 5 | Aaron Moesch | F | 6-8 | 211 | Jr. | Green Bay, Wis. |
| 10 | Nigel Hayes | F | 6-8 | 240 | Sr. | Toledo, Ohio |
| 11 | Jordan Hill | G | 6-3 | 178 | Jr. | Pasadena, Calif. |
| 15 | Charles Thomas IV | F | 6-8 | 253 | So. | Highland, Md. |
| 20 | T.J. Schlundt | G | 6-5 | 194 | So. | Oconomowoc, Wis. |
| 21 | Khalil Iverson | G/F | 6-5 | 205 | So. | Delaware, Ohio |
| 22 | Ethan Happ | F | 6-9 | 235 | So. | Milan, Ill. |
| 24 | Bronson Koenig | G | 6-4 | 193 | Sr. | La Crosse, Wis. |
| 25 | Alex Illikainen | F | 6-9 | 220 | So. | Grand Rapids, Minn. |
| 30 | Vitto Brown | F | 6-8 | 230 | Sr. | Bowling Green, Ohio |
| 31 | Michael Ballard | G | 6-5 | 200 | Fr. | Oak Park, Ill. |
| 33 | Andy Van Vliet | F | 6-11 | 203 | So. | Antwerp, Belgium |

PENN STATE

Lincoln, Neb. | Feb. 15 | 8 p.m. | BTN

General Info

Location..... University Park, Pa.
 Founded 1855
 Enrollment..... 46,068
 Nickname..... Nittany Lions
 Colors Blue and White
 President Eric Barron
 Athletics Director..... Sandy Barbour
 Conference Big Ten
 Arena Bryce Jordan Center (15,261)
 Website GoPSUsports.com
 MBB Twitter..... @PennStateMBB

Team Information

2015-16 Record 16-16 (4-14, 10th)
 Postseason Finish None
 Lettermen R/L 6/5
 Starters R/L..... 3/2

Series Information

Overall Penn State leads, 7-6
 In Lincoln Nebraska leads, 5-1
 In University Park..... Penn State leads, 5-1
 Since Joining Big Ten..... Tied, 5-5
 Big Ten Regular Season..... Nebraska leads, 5-4
 Big Ten Tournament..... Penn State leads, 1-0
 Last Meeting Penn State 56, Nebraska 55 (2/25/2016)

Head Coach

Head Coach (Year) Patrick Chambers (Philadelphia University, 1994)
 Record at School..... 72-91 (Five seasons)
 Overall Record 114-119 (Six seasons)

Media Relations

Basketball Contact..... Alissa Clendenen
 Office/Cell..... (814) 865-1757/(814) 777-5126
 Email..... akc16@psu.edu
 Press Row Phone (814) 863-3294

2016-17 Roster

| No. | Name | Pos. | Ht. | Wt. | Yr. | Hometown |
|-----|-------------------|------|------|-----|------|-------------------|
| 0 | Payton Banks | F | 6-6 | 223 | Jr. | Orange, Calif. |
| 1 | Deividas Zengulis | F | 6-6 | 220 | So. | Kaunas, Lithuania |
| 4 | Nazeer Bostick | G | 6-4 | 187 | Fr. | Philadelphia, Pa. |
| 5 | Terrence Samuel | G | 6-3 | 208 | Jr. | Brooklyn, N.Y. |
| 10 | Tony Carr | G | 6-3 | 198 | Fr. | Philadelphia, Pa. |
| 11 | Lamar Stevens | F | 6-7 | 218 | Fr. | Jenkintown, Pa. |
| 20 | Alex Zhao | F | 6-6 | 220 | So. | Shenyang, China |
| 21 | Isaiah Washington | G | 6-2 | 163 | So. | WilliamSPORT, Pa. |
| 22 | Grant Hazle | F | 6-5 | 192 | Fr. | Kingwood, Texas |
| 23 | Josh Reaves | G | 6-4 | 210 | So. | Fairfax, Va. |
| 24 | Mike Watkins | F | 6-9 | 246 | RFr. | Philadelphia, Pa. |
| 30 | Joe Hampton | F | 6-8 | 290 | Fr. | Bowie, Md. |
| 32 | Satchel Pierce | F | 7-0 | 258 | Jr. | Barberton, Ohio |
| 33 | Shep Garner | G | 6-2 | 187 | Jr. | Chester, Pa. |
| 44 | Julian Moore | F | 6-10 | 235 | Jr. | Philadelphia, Pa. |

ILLINOIS

Lincoln, Neb. | Feb. 26 | 6:30 p.m. | BTN

General Info

Location..... Urbana-Champaign, Ill.
 Founded 1867
 Enrollment..... 44,880
 Nickname..... Fighting Illini
 Colors Orange and Blue
 Interim Chancellor..... Robert Jones
 Athletics Director..... Josh Whitman
 Conference Big Ten
 Arena State Farm Center (15,544)
 Website Fightingillini.com
 MBB Twitter..... @IlliniHoops

Team Information

2015-16 Record 15-19 (5-13, 12th)
 Postseason Finish None
 Lettermen R/L 12/3
 Starters R/L..... 4/1

Series Information

Overall Illinois leads, 12-6
 In Lincoln Tied, 3-3
 In Champaign-Urbana Illinois leads, 9-2
 Since Joining Big Ten..... Illinois leads, 5-4
 Big Ten Regular Season..... Illinois leads, 5-4
 Big Ten Tournament..... Never Met
 Last Meeting Nebraska 78, Illinois 67 (1/16/2016)

Head Coach

Head Coach (Year) John Groce (Taylor, 1994)
 Record at School..... 77-61 (Four seasons)
 Overall Record 162-117 (Eight season)

Media Relations

Basketball Contact..... Derrick Burson
 Office/Cell..... (217) 333-0933/ (217) 766-7315
 Email..... burson@illinois.edu
 Press Row Phone (217) 333-1227

2016-17 Roster

| No. | Name | Pos. | Ht. | Wt. | Yr. | Hometown |
|-----|---------------------|------|------|-----|-----|------------------------|
| 0 | D.J. Williams | G | 6-7 | 210 | So. | Chicago, Ill. |
| 1 | Jaylon Tate | G | 6-3 | 170 | Sr. | Chicago, Ill. |
| 2 | Kipper Nichols | F | 6-6 | 225 | Fr. | Cleveland, Ohio |
| 3 | Te'Jon Lucas | G | 6-0 | 170 | Fr. | Milwaukee, Wis. |
| 5 | Jalen Coleman-Lands | G | 6-3 | 190 | So. | Indianapolis, Ind. |
| 10 | Drew Cayce | G | 6-1 | 165 | So. | Libertyville, Ill. |
| 12 | Leron Black | F | 6-7 | 220 | So. | Memphis, Tenn. |
| 13 | Tracy Abrams | G | 6-2 | 185 | Sr. | Chicago, Ill. |
| 21 | Malcolm Hill | G | 6-6 | 225 | Sr. | Fairview Heights, Ill. |
| 22 | Maverick Morgan | C | 6-10 | 245 | Sr. | Springboro, Ohio |
| 23 | Aaron Jordan | G | 6-5 | 190 | So. | Plainfield, Ill. |
| 33 | Mike Thorne Jr. | C | 6-11 | 280 | Sr. | Fayetteville, N.C. |
| 41 | Clayton Jones | G | 6-0 | 170 | Jr. | Champaign, Ill. |
| 43 | Michael Finke | F | 6-10 | 230 | So. | Champaign, Ill. |
| 44 | Alex Austin | G | 6-4 | 190 | Sr. | Chicago, Ill. |
| 45 | Cameron Liss | F | 6-6 | 220 | Jr. | Northbrook, Ill. |



MINNESOTA

Minneapolis, Minn. | March 2 | 6 p.m. | ESPNU

General Info

Location..... Minneapolis, Minn.
 Founded 1851
 Enrollment..... 51,147
 Nickname..... Golden Gophers
 Colors Maroon and Gold
 President Dr. Eric Kaler
 Athletics Director..... Mark Coyle
 Conference Big Ten
 Arena Williams Arena (14,625)
 Website gophersports.com
 MBB Twitter..... @GopherMBB

Team Information

2015-16 Record 8-12 (2-16, 13th)
 Postseason Finish None
 Letterwinners R/L: 8/4
 Starters R/L: 3/2

Series Information

Overall Minnesota leads, 53-19
 In Lincoln Nebraska leads, 12-11
 In Minneapolis..... Minnesota leads, 38-8
 Since Joining Big Ten..... Tied, 4-4
 Big Ten Regular Season..... Tied, 4-4
 Big Ten Tournament..... Never met
 Last Meeting Nebraska 84, Minnesota 59 (1/12/2016)

Head Coach

Head Coach (Year) Richard Pitino (Providence College, 2005)
 Record at School..... 51-51 (Three seasons)
 Overall Record 69-65 (Four seasons)

Media Relations

Basketball Contact..... Dan Reisig
 Office/Cell..... (612) 625-4389/ (612) 419-6142
 Email..... dbreisig@umn.edu
 Press Row Phone (612) 626-1308

2016-17 Roster

| No. | Name | Pos. | Ht. | Wt. | Yr. | Hometown |
|-----|--------------------|------|------|-----|-----|---------------------|
| 0 | Akeem Springs | G | 6-4 | 210 | Sr. | Waukegan, Ill. |
| 1 | Dupree McBrayer | G | 6-4 | 175 | So. | Queens, N.Y. |
| 2 | Nate Mason | G | 6-1 | 185 | Jr. | Decatur, Ga. |
| 3 | Jordan Murphy | F | 6-6 | 230 | So. | San Antonio, Texas |
| 4 | Brady Rudrud | G | 6-3 | 185 | Fr. | Eden Prairie, Minn. |
| 5 | Amir Coffey | G | 6-8 | 190 | Fr. | Hopkins, Minn. |
| 10 | Darin Haugh | G | 5-10 | 170 | Sr. | Prior Lake, Minn. |
| 12 | Jarvis Johnson | G | 6-1 | 185 | So. | Minneapolis, Minn. |
| 15 | Stephon Sharp | G | 6-3 | 195 | So. | Bloomington, Minn. |
| 20 | Davonte Fitzgerald | F | 6-8 | 205 | Jr. | Atlanta, Ga. |
| 21 | Bakary Konaté | C | 6-11 | 235 | Jr. | Bamako, Mali |
| 22 | Reggie Lynch | C | 6-9 | 260 | Jr. | Edina, Minn. |
| 24 | Eric Curry | F | 6-9 | 220 | Fr. | Memphis, Tenn. |
| 32 | Ahmad Gilbert | G | 6-6 | 210 | So. | Philadelphia, Pa. |
| 41 | Gaston Diedhiou | F | 6-9 | 240 | Jr. | Dakar, Senegal |
| 42 | Michael Hurt | F | 6-7 | 210 | Fr. | Rochester, Minn. |



TOURNAMENT SCHEDULE

Wednesday, March 8

| Game | Time | TV | Matchup |
|---------|-----------|-------|-----------------------|
| Game #1 | 3:30 p.m. | ESPN2 | #13 Seed vs. #12 Seed |
| Game #2 | 6 p.m. | BTN | #14 Seed vs. #11 Seed |

Thursday, March 9

| | | | |
|---------|-----------|-------|---------------------------|
| Game #3 | 11 a.m. | BTN | #9 Seed vs. #8 Seed |
| Game #4 | 1:30 p.m. | BTN | Game 1 Winner vs. #5 Seed |
| Game #5 | 5:30 p.m. | ESPN2 | #10 Seed vs. #7 Seed |
| Game #6 | 8 p.m. | ESPN2 | Game 2 Winner vs. #6 Seed |

Friday, March 10

| | | | |
|----------|-----------|------|---------------------------|
| Game #7 | 11 a.m. | ESPN | Game 3 Winner vs. #1 Seed |
| Game #8 | 1:30 p.m. | ESPN | Game 4 Winner vs. #4 Seed |
| Game #9 | 5:30 p.m. | BTN | Game 5 Winner vs. #2 Seed |
| Game #10 | 8 p.m. | BTN | Game 6 Winner vs. #3 Seed |

Saturday, March 11

| | | | |
|--------------|-----------|-----|----------------------------------|
| Semifinal #1 | Noon | CBS | Game 7 Winner vs. Game 8 Winner |
| Semifinal #2 | 2:30 p.m. | CBS | Game 9 Winner vs. Game 10 Winner |

Sunday, March 12

| | | | |
|--------------|--------|-----|-----------------------------------|
| Championship | 2 p.m. | CBS | Game 11 Winner vs. Game 12 Winner |
|--------------|--------|-----|-----------------------------------|

All times listed are Central

BIG TEN MEN'S BASKETBALL TOURNAMENT HISTORY/SITES

| Year | City | Facility | Champion |
|---------|------------------|-------------------------|----------------|
| 1997-98 | Chicago | United Center | Michigan |
| 1998-99 | Chicago | United Center | Michigan State |
| 1999-00 | Chicago | United Center | Michigan State |
| 2000-01 | Chicago | United Center | Iowa |
| 2001-02 | Indianapolis | Bankers Life Fieldhouse | Ohio State |
| 2002-03 | Chicago | United Center | Illinois |
| 2003-04 | Indianapolis | Bankers Life Fieldhouse | Wisconsin |
| 2004-05 | Chicago | United Center | Illinois |
| 2005-06 | Indianapolis | Bankers Life Fieldhouse | Iowa |
| 2006-07 | Chicago | United Center | Ohio State |
| 2007-08 | Indianapolis | Bankers Life Fieldhouse | Wisconsin |
| 2008-09 | Indianapolis | Bankers Life Fieldhouse | Purdue |
| 2009-10 | Indianapolis | Bankers Life Fieldhouse | Ohio State |
| 2010-11 | Indianapolis | Bankers Life Fieldhouse | Ohio State |
| 2011-12 | Indianapolis | Bankers Life Fieldhouse | Michigan State |
| 2012-13 | Chicago | United Center | Ohio State |
| 2013-14 | Indianapolis | Bankers Life Fieldhouse | Michigan State |
| 2014-15 | Chicago | United Center | Wisconsin |
| 2015-16 | Indianapolis | Bankers Life Fieldhouse | Michigan State |
| 2016-17 | Washington, D.C. | Verizon Center | |
| 2017-18 | New York City | Madison Square Garden | |
| 2018-19 | Chicago | United Center | |
| 2019-20 | Indianapolis | Bankers Life Fieldhouse | |
| 2020-21 | Chicago | United Center | |

Known as one of intercollegiate sports' most successful undertakings, the Big Ten is home to a lineage of legendary names and an ongoing tradition of developing strong leaders. Even in its infancy, the conference established itself as the preeminent collection of institutions in the nation, where the pursuit of academic excellence prevailed as the definitive goal.

The history of the Big Ten traces back more than 120 years to the Palmer House hotel in Chicago, where on January 11, 1895, then-Purdue president James H. Smart and leaders from the University of Chicago, University of Illinois, University of Michigan, University of Minnesota, Northwestern University and University of Wisconsin set out to organize and develop principles for the regulation of intercollegiate athletics.

At that meeting, a blueprint for the administration of college athletics under the direction of appointed faculty representatives was outlined. The presidents' first known action "restricted eligibility for athletics to bonafide, full-time students who were not delinquent in their studies." That important legislation, along with other legislation that would follow in the coming years, served as the primary building block for intercollegiate athletics.

On February 8, 1896, one faculty member from each of those seven universities met at the same Palmer House and officially established the mechanics of the conference, which was officially incorporated as the "Intercollegiate Conference Athletic Association" in 1905.

Indiana University and the State University of Iowa became the eighth and ninth members in 1899. In 1908, Michigan briefly withdrew its membership, and in 1912 Ohio State University joined the conference, bringing its membership total back to nine. Upon Michigan's return in 1917, the conference was first referred to as the "Big Ten" by media members, and that name was eventually incorporated in 1987.

As the 1900s opened, faculty representatives established rules for intercollegiate athletics that were novel for the time. As early as 1904, the faculty approved legislation that required eligible athletes to meet entrance requirements and to have completed a full year's work, along with having one year of residence.

In 1901, the first Big Ten Championship event was staged when the outdoor track and field championships were held at the University of Chicago. The debut event marked what is now a staple of conference competition. Today, the Big Ten sponsors 28 official sports, 14 for men and 14 for women, including the addition of men's ice hockey and men's and women's lacrosse over the last three years. Big Ten schools compete in a total of 42 different sports, furthering the conference's commitment to broad-based programming and providing more participation opportunities than any conference in the country.

One of the conference's proudest traditions began in 1902 when Michigan took on Stanford in the Rose Bowl, the nation's first bowl game. Big Ten teams only appeared in Pasadena twice before the conference signed an exclusive contract with the Tournament of Roses in 1946, making it the first bowl game with permanent conference affiliations. But Michigan's appearance in 1902 cultivated a relationship that has endured for more than a century. In January 2014, Michigan State defeated Stanford in the 100th Rose Bowl Game.

Coupling the academic goals set forth by the leaders of the charter members of the conference and their steadfast commitment to athletics, the conference instituted the Big Ten Medal of Honor in 1915. It is awarded annually by each conference institution to a student of the graduating class who has attained the greatest proficiency in scholarship and athletics. It is the most prestigious honor a student competing in Big Ten athletics can receive.

In 1922, Major John L. Griffith became the conference's first "Commissioner of Athletics." Griffith was the first of five men to assume the role of commissioner in the conference's history, followed by Kenneth L. "Tug" Wilson in 1945, Bill Reed in 1961, Wayne Duke in 1971 and current commissioner James E. Delany in 1989.

After nearly 30 years with 10 members, the conference consolidated to nine schools when the University of Chicago formally withdrew its membership in 1946. Michigan State College (now Michigan State University) was added to the Big Ten three years later, bringing the number of affiliated conference schools to 10 once again.

In 1955, the Big Ten formulated a revenue-sharing model designed to pool all football television rights of its members and share those proceeds equally. The conference and its members continue to utilize a revenue-sharing model, dividing media rights, bowl payouts and other profits among all conference institutions.

While academics have always played an integral role in the conference, presidents of the Big Ten member institutions formalized the primacy of academics with the establishment of the Big Ten Academic Alliance (formerly the Committee on Institutional Cooperation) in 1958. The Big Ten Academic Alliance is an academic consortium of all Big Ten universities. In 2014, the schools currently constituting the Big Ten Academic Alliance produced over \$10 billion in funded research, \$5 billion more than any other conference.

In one of Duke's first actions as commissioner, he oversaw the adoption of the Big Ten Advisory Commission in 1972, designed to study conference programs and make suggestions which would further Big Ten objectives. The Advisory Commission enlists former students that competed in Big Ten athletics to serve as liaisons to the NCAA's Diversity and Inclusion Department, the Big Ten Student-Athlete Advisory Commission and other organizations.

In 1981, the conference presidents and chancellors endorsed a proposal that enabled



James E. Delany
Commissioner



Rick Boyages
Associate Commissioner



Brett McWethy
Director of
Communications

universities to affiliate their women's intercollegiate programs with the conference, and the first conference championships for women were staged that fall. The Big Ten was the first conference to voluntarily adopt male and female participation goals after launching its Gender Equity Action Plan in 1992.

In December of 1989, the conference agreed in principle to invite Pennsylvania State University for membership. On June 4, 1990, the Council of Presidents officially voted to integrate Penn State into the conference, giving the Big Ten 11 members.

In 2004, the Big Ten implemented a pilot program of instant replay for college football. Following the season, the conference forwarded replay proposals to the NCAA regarding the future use of instant replay, where it approved country-wide testing in 2005. In 2006, the NCAA approved the use of instant replay for all conferences.

In 2006, Delany announced the creation of the first conference-owned television network, a 20-year agreement with FOX Networks to create what would become the Big Ten Network (BTN). Launched on Aug. 30, 2007, BTN now produces more than 1,000 events across all platforms each year. BTN is in more than 60 million homes in the U.S. and Canada via the nation's major cable, satellite and telco providers and more than 300 additional cable operators across the country. BTN2Go is the digital extension of BTN, delivering live and on-demand programming to computers, smartphones and tablets and also is accessible outside the U.S., Canada and the Caribbean via BTN2Go International.

On June 11, 2010, the Big Ten Council of Presidents/Chancellors (COP/C) approved a formal membership application by the University of Nebraska, expanding the conference to 12 institutions. Nebraska officially joined the Big Ten on July 1, 2011.

The conference expanded its footprint further in 2012 when the COP/C approved formal membership applications from the University of Maryland and Rutgers University on November 19 and 20, respectively. Maryland and Rutgers became official Big Ten members on July 1, 2014, giving the conference almost 9,500 students participating in intercollegiate athletics and more than 11,000 participation opportunities on 350 teams.

Since opening in the fall of 2013, the Big Ten conference center has hosted more than 300 meetings annually for member institutions, Big Ten Academic Alliance (formerly CIC) related committees and coaches groups. The headquarters also features an interactive digital museum - the Big Ten Experience - which opened to the public on June 7, 2014, and brings the conference's storied academic and athletic history to life. For more information on the Big Ten Experience, go to bigten.org.

In June 2014, the Big Ten opened a second office in New York City, featuring both office and meeting space in Midtown Manhattan. Big Ten staff members are based in the New York City office to provide expanded coverage and service, while other conference and institutional administrators utilize the space as necessary when conducting business on the East Coast. The Big Ten and its member institutions also have access to satellite office space in Washington, D.C.

Delany and his staff work to meet the educational needs of students competing in intercollegiate athletics to allow them to excel in all areas of their lives. The conference office manages 28 different championships and tournaments, offers legislative and compliance services, oversees the production and distribution of more than 1,400 events annually, provides staff services to coaching and administrative personnel and services media and fans interest for information on the Big Ten.

More than 120 years after its inception, the Big Ten remains a national leader in intercollegiate athletics on and off the field. Big Ten programs have combined to win more than 450 team and 1,800 individual national championships, consistently taking home individual honors for athletic and academic accomplishments and fulfilling the Big Ten's mission of academic achievement and athletic success.

BIG TEN CONFERENCE

5440 Park Place
Rosemont, IL, 60018
Phone: (847) 696-1010
Fax: (847) 696-1150
bigten.org





Bo Spencer had 23 points as Nebraska overcame a 13-point second-half deficit in a 70-69 win over No. 11 Indiana on Jan. 18, 2012.

ILLINOIS (ILLINOIS LEADS 12-6)

- In Lincoln: Tied, 3-3
At Pinnacle Bank Arena: Nebraska leads, 2-0
- In Champaign: Illinois leads, 9-2
At Assembly Hall: Illinois leads, 5-2
- San Juan Shootout: Illinois leads, 1-0
- In Big Ten Conference games: Illinois leads, 5-4
- In Big Ten Tournament games: 0-0

Husker-Illini Superlatives

- Most consecutive wins (year ended): Nebraska 1 (1921, 1990, 2012, 2014, 2015, 2016); Illinois 7 (1921-76)
- Most points scored: Nebraska, 100, at San Juan, P.R., Nov. 24, 1990; Illinois 73, at San Juan, P.R., Nov. 24, 1990
- Highest combined score: 173, Nebraska, 100, Illinois, 73, at San Juan, P.R., Nov. 24, 1990
- Biggest winning margin: Nebraska, 27, at San Juan, P.R., Nov. 24, 1990; Illinois, 42, Dec. 12, 1942

| Date | Site | Rankings | Result | Neb. | Ill. |
|----------|------|----------|--------|------|------|
| 1-1-21 | A | -/- | W | 30 | 25 |
| 1-3-21 | A | -/- | L | 24 | 26 |
| 12-12-42 | A | -/- | L | 27 | 69 |
| 12-29-44 | A | -/- | L | 39 | 71 |
| 12-20-45 | H | -/- | L | 51 | 62 |
| 12-28-46 | A | -/- | L | 37 | 72 |
| 11-28-75 | H | -/- | L | 58 | 60 |
| 12-11-76 | A | -/- | L | 63 | 67 |
| 11-24-90 | N | -/- | W | 100 | 73 |
| 1-7-12 | A | -/- | L | 54 | 59 |
| 2-18-12 | H | -/- | W | 80 | 57 |
| 1-22-13 | H | -/- | L | 51 | 71 |
| 3-2-13 | A | -/- | L | 65 | 72 |
| 2-12-14 | H | -/- | W | 67 | 58 |
| 2-26-14 | A | -/- | L | 49 | 60 |
| 1-11-15 | H | -/- | W | 53 | 43 |
| 3-4-15 | A | -/- | L | 57 | 69 |
| 1-16-16 | A | -/- | W | 78 | 67 |

INDIANA (INDIANA LEADS 12-4)

- In Lincoln: Indiana leads, 5-3
At Pinnacle Bank Arena: Indiana leads, 2-1
- In Bloomington: Indiana leads, 6-1
At Assembly Hall: Indiana leads, 3-1
- In Indianapolis (Hoosier Classic): Indiana leads, 1-0

- In Big Ten Conference games: Indiana leads, 4-3
 - In Big Ten Tournament games: 0-0
- Husker-Hoosier Superlatives**
- Most consecutive wins (year ended): Nebraska 2 (2014); Indiana 7 (1937-1982)
 - Most points scored: Nebraska, 70, at Lincoln, Neb., Jan. 18, 2012, at Bloomington, Ind., March 5, 2014; Indiana 97, at Bloomington, Ind., Dec. 21, 1974
 - Highest combined score: 157, Indiana, 97, Nebraska, 60, at Bloomington, Ind., Dec. 21, 1974
 - Biggest winning margin: Nebraska, 20, at Lincoln, Neb., Feb. 6, 1920; Indiana, 37, Dec. 21, 1974

| Date | Site | Rankings | Result | Neb. | Ind. |
|----------|------|----------|--------|------|------|
| 2-5-20 | H | -/- | L | 20 | 24 |
| 2-6-20 | H | -/- | W | 38 | 18 |
| 12-23-37 | A | -/- | L | 42 | 43 |
| 12-15-39 | H | -/- | L | 39 | 49 |
| 12-15-41 | A | -/- | L | 29 | 56 |
| 12-30-42 | H | -/- | L | 39 | 40 |
| 12-30-44 | A | -/- | L | 42 | 65 |
| 12-21-74 | A | /2 | L | 60 | 97 |
| 12-30-82 | N | -/1 | L | 50 | 67 |
| 1-18-12 | H | -/11 | W | 70 | 69 |
| 2-13-13 | A | -/1 | L | 47 | 76 |
| 1-30-14 | A | -/- | W | 60 | 55 |
| 3-5-14 | A | -/- | W | 70 | 60 |
| 12-31-14 | H | -/- | L | 65 | 70 |
| 1-2-16 | H | -/- | L | 69 | 79 |
| 2-17-16 | A | -/22 | L | 64 | 80 |

IOWA (IOWA LEADS 18-9)

- In Lincoln: Nebraska leads, 7-5
At Pinnacle Bank Arena: Iowa leads, 1-0
- In Iowa City: Iowa leads, 14-2
At Carver-Hawkeye Arena: Iowa leads, 4-1
- In Big Ten Conference games: Iowa leads, 6-2
- In Big Ten Tournament games: 0-0

Husker-Hawkeye Superlatives

- Most consecutive wins (year ended): Nebraska 2 (1941-42, 1956-70); Iowa 5 (2013-present)
- Most points scored: Nebraska, 81, at Lincoln, Neb., Dec. 12, 1953; Iowa 86, at Iowa City, Iowa, Dec. 21, 1971
- Highest combined score: 163, Iowa, 86, Nebraska, 77, at Iowa City, Iowa, Dec. 21, 1971
- Biggest winning margin: Nebraska, 24, at Lincoln, Neb., Dec. 3, 1956; Iowa, 28, at Lincoln, Neb., Feb. 22, 2015

| Date | Site | Rankings | Result | Neb. | Iowa |
|-----------|------|----------|--------|------|------|
| 1-28-1907 | H | -/- | W | 25 | 17 |
| 2-22-1907 | A | -/- | L | 29 | 32 |
| 3-6-1908 | A | -/- | L | 26 | 39 |
| 1-25-30 | H | -/- | W | 41 | 26 |
| 12-19-31 | A | -/- | L | 29 | 34 |
| 12-20-34 | H | -/- | L | 24 | 31 |
| 12-30-41 | A | -/- | W | 41 | 34 |
| 12-19-42 | H | -/- | W | 52 | 43 |
| 12-10-43 | A | -/- | L | 33 | 50 |
| 12-16-44 | H | -/- | L | 45 | 61 |
| 12-17-45 | A | -/- | L | 35 | 61 |
| 12-12-53 | H | -/- | W | 81 | 70 |
| 12-6-54 | A | -/4 | L | 61 | 84 |
| 12-3-55 | A | -/- | L | 51 | 60 |
| 12-3-56 | H | -/- | W | 67 | 43 |
| 12-5-70 | H | -/- | W | 73 | 71 |
| 12-21-71 | A | -/- | L | 77 | 86 |
| 12-2-75 | A | -/- | L | 65 | 72 |
| 11-27-76 | H | -/- | L | 57 | 71 |
| 1-26-12 | A | -/- | W | 79 | 73 |

| | | | | | |
|----------|---|------|---|----|----|
| 2-29-12 | H | -/- | L | 53 | 62 |
| 2-23-13 | H | -/- | W | 64 | 60 |
| 3-9-13 | A | -/- | L | 60 | 74 |
| 12-31-13 | A | -/22 | L | 57 | 67 |
| 1-5-15 | A | -/- | L | 59 | 70 |
| 2-22-15 | H | -/- | L | 46 | 74 |
| 1-5-16 | A | -/19 | L | 66 | 77 |

MARYLAND (MARYLAND LEADS 4-0)

- In Lincoln: Maryland leads, 3-0
At Pinnacle Bank Arena: Maryland leads, 2-0
- In College Park: Maryland leads, 1-0
At XFINITY Center: Maryland leads, 1-0
- In Big Ten Conference games: Maryland leads, 3-0
- In Big Ten Tournament games: 1-0

Husker-Terrapin Superlatives

- Most consecutive wins (year ended): Nebraska 0; Maryland 4 (2015-present)
- Most points scored: Nebraska, 86, at Indianapolis, Ind., March 11, 2016; Maryland 97, at Indianapolis, Ind., March 11, 2016
- Highest combined score: 183, Maryland 97, Nebraska, 86, at Indianapolis, Ind., March 11, 2016
- Biggest winning margin: Nebraska, N/A; Maryland, 11, March 11, 2016

| Date | Site | Rankings | Result | Neb. | Md. |
|---------|------|----------|--------|------|-----|
| 2-19-15 | A | -/15 | L | 65 | 69 |
| 3-8-15 | H | -/10 | L | 61 | 64 |
| 2-3-16 | H | -/4 | L | 65 | 70 |
| 3-11-16 | N | -/18 | L | 86 | 97 |

MICHIGAN (MICHIGAN LEADS 12-2)

- In Lincoln: Michigan leads, 3-2
At Pinnacle Bank Arena: Michigan leads, 2-0
 - In Ann Arbor: Michigan leads, 7-0
At Crisler Center: Michigan leads, 4-0
 - In Honolulu, Hawaii: Michigan leads, 1-0
 - In Kansas City: Michigan leads, 1-0
 - In Big Ten Conference games: Michigan leads, 6-0
 - In Big Ten Tournament games: 0-0
- Note: Michigan vacated win against NU in 1992

Husker-Wolverine Superlatives

- Most consecutive wins (year ended): Nebraska 1 (1956, 1964); Michigan 8 (1980-present)
- Most points scored: Nebraska, 74, at Lincoln, Neb., Dec. 12, 1964; Michigan, 88, at Honolulu, Hawaii, Dec. 28, 1992
- Highest combined score: 161, Michigan, 88, Nebraska, 73, at Honolulu, Hawaii, Dec. 28, 1992
- Biggest winning margin: Nebraska, 13, at Lincoln, Neb., Dec. 8, 1956; Michigan, 29, at Ann Arbor, Mich., Feb. 5, 2014

| Date | Site | Rankings | Result | Neb. | Mich. |
|-----------|------|----------|--------|------|-------|
| 12-29-49 | N | -/- | L | 65 | 67 |
| 12-10-55 | A | -/- | L | 71 | 77 |
| 12-8-56 | H | -/- | W | 73 | 60 |
| 12-7-57 | A | -/- | L | 57 | 81 |
| 12-6-63 | A | -/6 | L | 55 | 80 |
| 12-12-64 | H | -/1 | W | 74 | 73 |
| 3-6-80 | A | -/- | L | 69 | 76 |
| 12-28-92! | N | 20/6 | L | 73 | 88 |
| 2-8-12 | H | -/22 | L | 46 | 62 |
| 1-9-13 | H | -/2 | L | 47 | 62 |
| 1-9-14 | H | -/- | L | 70 | 71 |
| 2-5-14 | A | -/10 | L | 50 | 79 |
| 1-27-15 | A | -/- | L | 44 | 58 |
| 1-23-16 | H | -/- | L | 68 | 81 |

!-later vacated

N 2016-17 NEBRASKA BASKETBALL SERIES VS. BIG TEN SCHOOLS

MICHIGAN STATE (MSU LEADS 12-9)

- In Lincoln: Nebraska leads, 6-4
At Pinnacle Bank Arena: Nebraska leads, 1-0
- In East Lansing: Michigan State leads 6-3
At Breslin Center: Michigan State leads 4-3
- In Kansas City: Michigan State leads 1-0
- In Atlanta: Michigan State Leads 1-0
- In Big Ten Conference games: Michigan State leads, 4-3
- In Big Ten Tournament games: 0-0

Husker-Spartan Superlatives

- Most consecutive wins (year ended): Nebraska 3 (2014-present); Michigan State 4 (2012-13)
- Most points scored: Nebraska, 96, at Lincoln, Neb., Dec. 10, 1994; Michigan State, 101, at East Lansing, Mich., Dec. 4, 1991
- Highest combined score: 187, Michigan State, 91, Nebraska, 96, at Lincoln, Neb., Dec. 10, 1994
- Biggest winning margin: Nebraska, 19, at Lincoln, Neb., Feb. 14, 1920; Michigan State, 28, at East Lansing, Mich., Feb. 25, 2012

| Date | Site | Rankings | Result | Neb. | MSU |
|----------|------|----------|---------|------|-----|
| 2-13-20 | H | -/- | W | 43 | 26 |
| 2-14-20 | H | -/- | W | 39 | 20 |
| 12-27-56 | N | -/- | L | 65 | 79 |
| 12-20-58 | A | -11 | L | 55 | 80 |
| 12-17-59 | H | -/- | L (2OT) | 80 | 82 |
| 12-20-67 | A | -/- | L | 70 | 74 |
| 12-16-68 | H | -/- | W | 73 | 59 |
| 12-29-83 | N | -/- | L | 45 | 58 |
| 11-30-88 | H | -/- | L | 75 | 77 |
| 11-29-89 | A | -/- | L | 69 | 80 |
| 11-28-90 | H | -/5 | W | 71 | 69 |
| 12-4-91 | A | -/22 | L | 78 | 101 |
| 12-18-93 | A | -/6 | W | 85 | 81 |
| 12-10-94 | H | -/15 | W (OT) | 96 | 91 |
| 12-31-11 | H | -/16 | L | 55 | 68 |
| 2-25-12 | A | -/6 | L | 34 | 62 |
| 1-13-13 | A | -/22 | L | 56 | 66 |
| 2-16-13 | H | -/8 | L | 64 | 73 |
| 2-16-14 | A | -/9 | W | 60 | 51 |
| 1-24-15 | H | -/- | W | 79 | 77 |
| 1-20-16 | A | -/9 | W | 72 | 71 |

MINNESOTA (MINNESOTA LEADS 53-19)

- In Lincoln: Nebraska leads, 12-11
At Pinnacle Bank Arena: Nebraska leads, 3-0
- In Minneapolis: Minnesota leads 38-8
At Williams Arena: Minnesota leads 19-4
- In Hilo, Hawaii: Nebraska leads 1-0
- In Big Ten Conference games: Tied, 4-4
- In Big Ten Tournament games: 0-0

Note: Minnesota vacated wins vs. NU in 1995, 1996 & 1998

Husker-Gopher Superlatives

- Most consecutive wins (year ended): Nebraska 3 (1934-36; 2013-15); Minnesota 17 (1937-58)
- Most points scored: Nebraska, 96, at Hilo, Hawaii, Nov. 26, 1995; Minnesota, 91, at Minneapolis, Minn., Dec. 9, 1995
- Highest combined score: 181, Nebraska, 96, Minnesota, 85, at Hilo, Hawaii, Nov. 26, 1995
- Biggest winning margin: Nebraska, 29, at Lincoln, Neb., Dec. 8, 2002; Minnesota, 42, at Minneapolis, Minn., Feb. 15, 1902

| Date | Site | Rankings | Result | Neb. | Minn. |
|---------|------|----------|--------|------|-------|
| 2-15-02 | A | -/- | L | 9 | 52 |
| 3-7-03 | A | -/- | L | 14 | 41 |
| 2-18-04 | A | -/- | L | 21 | 42 |
| 1-20-05 | A | -/- | W | 22 | 21 |
| 1-21-05 | A | -/- | W | 28 | 25 |
| 3-24-06 | A | -/- | L | 16 | 25 |
| 2-15-07 | A | -/- | L | 19 | 20 |
| 2-16-07 | A | -/- | L | 18 | 20 |
| 2-28-08 | A | -/- | L | 12 | 43 |
| 2-29-08 | A | -/- | L | 10 | 32 |
| 2-5-09 | A | -/- | L | 17 | 24 |
| 2-6-09 | A | -/- | L | 21 | 39 |
| 2-19-09 | H | -/- | L | 26 | 28 |
| 2-20-09 | H | -/- | L | 20 | 29 |
| 2-18-10 | A | -/- | L | 14 | 33 |
| 2-19-10 | A | -/- | L | 9 | 27 |
| 1-27-11 | A | -/- | L | 10 | 25 |
| 1-28-11 | A | -/- | L | 15 | 40 |
| 1-26-12 | A | -/- | L | 15 | 40 |
| 1-25-13 | A | -/- | L | 11 | 20 |
| 2-6-14 | A | -/- | W | 21 | 16 |
| 2-7-14 | A | -/- | W | 14 | 9 |
| 1-8-15 | A | -/- | L | 18 | 22 |
| 1-9-15 | A | -/- | L | 9 | 23 |

| | | | | | |
|-----------------------|---|------|--------|----|----|
| 12-29-31 | A | -/- | L | 24 | 32 |
| 12-23-32 | A | -/- | L | 25 | 27 |
| 1-2-33 | H | -/- | L | 22 | 32 |
| 1-1-34 | A | -/- | L | 16 | 32 |
| 12-29-34 | H | -/- | W | 26 | 24 |
| 12-20-35 | A | -/- | W | 41 | 24 |
| 12-21-36 | H | -/- | W | 29 | 24 |
| 12-20-37 | A | -/- | L | 28 | 33 |
| 12-21-38 | H | -/- | L | 37 | 66 |
| 12-23-39 | A | -/- | L | 37 | 61 |
| 12-21-40 | H | -/- | L | 36 | 43 |
| 12-27-41 | A | -/- | L | 32 | 56 |
| 12-13-43 | A | -/- | L | 21 | 40 |
| 1-22-44 | H | -/- | L | 32 | 45 |
| 12-22-44 | H | -/- | L | 54 | 55 |
| 12-8-45 | A | -/- | L | 30 | 55 |
| 12-23-46 | H | -/- | L | 58 | 66 |
| 12-13-47 | A | -/- | L | 59 | 63 |
| 12-6-48 | H | -/- | L | 52 | 61 |
| 12-2-50 | A | -/- | L | 41 | 55 |
| 12-8-51 | H | -/- | L | 55 | 63 |
| 12-13-52 | A | -/- | L | 62 | 71 |
| 12-5-53 | A | -/- | L | 64 | 75 |
| 12-13-58 | A | -/- | L | 57 | 78 |
| 12-7-59 | H | -/- | W | 76 | 66 |
| 12-8-76 | H | -/- | L | 58 | 66 |
| 12-19-77 | A | -/- | W | 63 | 49 |
| 11-28-78 | H | -/- | W | 58 | 48 |
| 12-15-79 | A | -/- | L | 58 | 75 |
| 11-26-95 ^A | N | -/- | W | 96 | 85 |
| 12-9-95 ^A | A | -/- | L | 80 | 91 |
| 12-21-96 ^A | H | -16 | L | 56 | 70 |
| 12-13-97 ^A | A | -/- | W | 70 | 66 |
| 12-19-98 ^A | H | -/18 | L | 51 | 55 |
| 12-31-99 | H | -/- | W | 90 | 78 |
| 12-28-00 | A | -/- | L (OT) | 70 | 74 |
| 12-22-01 | A | -/- | L | 72 | 81 |
| 12-8-02 | H | -/20 | W | 80 | 60 |
| 12-29-03 | A | -/- | W | 77 | 60 |
| 12-8-04 | H | -/- | L | 48 | 57 |
| 2-5-12 | H | -/- | L | 61 | 69 |
| 3-3-12 | A | -/- | L | 69 | 81 |
| 1-29-13 | A | -/23 | L | 65 | 84 |
| 3-6-13 | H | -/- | W | 53 | 51 |
| 1-26-14 | H | -/- | W | 82 | 78 |
| 1-20-15 | H | -/- | W | 52 | 49 |
| 1-31-15 | A | -/- | L | 42 | 60 |
| 1-12-16 | H | -/- | W | 84 | 59 |

^A-later vacated

NORTHWESTERN (NEBRASKA LEADS 7-4)

- In Lincoln: Nebraska leads 4-1
At Pinnacle Bank Arena: Nebraska leads, 2-1
- In Evanston: Northwestern leads, 3-2
At Welsh-Ryan Arena: Tied, 2-2
- St. Charles, Mo.: Nebraska leads 1-0
- In Big Ten Conference games: Nebraska leads, 4-3
- In Big Ten Tournament games: 0-0

Husker-Wildcat Superlatives

- Most consecutive wins (year ended): Nebraska 4 (2013-15); Northwestern 2 (2015)
- Most points scored: Nebraska, 79, at Lincoln, Neb., Nov. 29, 1975; Northwestern, 84, at Evanston, Ill., Feb. 2, 2012
- Highest combined score: 168, Northwestern, 84, Nebraska, 74, at Evanston, Ill., Feb. 2, 2012
- Biggest winning margin: Nebraska, 16, at Lincoln, Neb., Feb. 3, 2015; Northwestern, 13, at Evanston, Ill., Dec. 21, 1933

OPPONENTS



Walter Pitchford and the Huskers celebrate after toppling No. 18 Ohio State, 68-62 on Jan. 20, 2014, at Pinnacle Bank Arena.

| Date | Site | Rankings | Result | Neb. | NW |
|----------|------|----------|--------|------|----|
| 12-21-33 | A | -/- | L | 22 | 35 |
| 11-29-75 | H | -/- | W | 79 | 68 |
| 12-20-76 | A | -/- | W | 71 | 68 |
| 11-27-99 | N | -/- | W | 61 | 52 |
| 2-2-12 | A | -/- | L | 74 | 84 |
| 1-26-13 | H | -/- | W | 64 | 49 |
| 2-8-14 | A | -/- | W | 53 | 49 |
| 3-1-14 | H | -/- | W | 54 | 47 |
| 2-3-15 | H | -/- | W | 76 | 60 |
| 12-30-15 | H | -/- | L | 72 | 81 |
| 3-6-15 | A | -/- | L | 54 | 65 |

OHIO STATE (OSU LEADS 13-3)

- In Lincoln: Ohio State leads, 4-2
At Pinnacle Bank Arena: Tied, 1-1
- In Columbus: Ohio State leads 7-0
At Value City Arena: Ohio State leads, 4-0
- El Paso, Texas: Nebraska leads 1-0
- In Big Ten Conference games: Ohio State leads, 7-1
- In Big Ten Tournament games: Ohio State leads, 2-0

Husker-Buckeye Superlatives

- Most consecutive wins (year ended): Nebraska 1 (1936, 1985, 2014); Ohio State 9 (1987-2014)
- Most points scored: Nebraska, 76, at Columbus, Ohio, Dec. 14, 1988; Ohio State, 103, at Columbus, Ohio, Dec. 14, 1988
- Highest combined score: 170, Ohio State, 103, Nebraska, 76, at Columbus, Ohio, Dec. 14, 1988
- Biggest winning margin: Nebraska, 9, at Lincoln, Neb., Dec. 12, 1936; Ohio State, 34, at Lincoln, Neb., Jan. 21, 2012

| Date | Site | Rankings | Result | Neb. | OSU |
|----------|------|----------|--------|------|-----|
| 12-22-36 | H | -/- | W | 32 | 23 |
| 12-11-37 | A | -/- | L | 31 | 42 |
| 12-30-85 | N | -/- | W | 69 | 66 |
| 12-5-87 | H | -/- | L | 63 | 72 |
| 12-14-88 | A | -/14 | L | 76 | 103 |
| 3-20-89 | A | -/- | L | 74 | 85 |
| 1-3-12 | A | -/8 | L | 40 | 71 |
| 1-21-12 | H | -/6 | L | 45 | 79 |
| 1-2-13 | A | -/8 | L | 44 | 70 |
| 2-2-13 | H | -/11 | L | 56 | 63 |
| 3-15-13 | N | -/10 | L | 50 | 71 |
| 1-4-14 | A | -/3 | L | 53 | 84 |
| 1-20-14 | H | -/18 | W | 68 | 62 |
| 3-14-14 | N | -/23 | L | 67 | 71 |
| 2-26-15 | A | -/- | L | 57 | 81 |
| 2-20-16 | H | -/- | L (OT) | 62 | 65 |

PENN STATE (PENN STATE LEADS 6-5)

- In Lincoln: Nebraska leads, 4-1
At Pinnacle Bank Arena: Nebraska leads, 1-0
- In State College: Penn State leads 4-1
Bryce Jordan Center: Penn State leads, 3-1
- In Big Ten Conference games: Nebraska leads, 4-3
- In Big Ten Tournament games: Penn State leads, 1-0

Husker-Nittany Lion Superlatives

- Most consecutive wins (year ended): Nebraska 2 (2013); Penn State 2 (1981-1995; 2015-present)
- Most points scored: Nebraska, 75, at Lincoln, Neb., Dec. 9, 1980; Penn State, 68, at University Park, Pa., Feb. 11, 2012
- Highest combined score: 132, Nebraska, 68, Penn State, 64, at University Park, Pa., Jan. 19, 2013
- Biggest winning margin: Nebraska, 25, at Lincoln, Neb., Dec. 9, 1980; Penn State, 16, at University Park, Pa., Feb. 11, 2012

| Date | Site | Rankings | Result | Neb. | PSU |
|----------|------|----------|--------|------|-----|
| 12-9-80 | H | -/- | W | 75 | 50 |
| 12-21-81 | A | -/- | L | 58 | 60 |
| 3-21-95 | H | -/- | L | 59 | 65 |
| 1-11-12 | H | -/- | W | 70 | 58 |
| 2-11-12 | A | -/- | L | 51 | 67 |
| 1-19-13 | A | -/- | W | 68 | 64 |
| 2-9-13 | H | -/- | W | 67 | 53 |
| 1-23-14 | A | -/- | L | 54 | 58 |
| 2-20-14 | H | -/- | W | 80 | 67 |
| 2-7-15 | A | -/- | L | 43 | 56 |
| 3-11-15 | N | -/- | L | 65 | 68 |

PURDUE (PURDUE LEADS 13-4)

- In Lincoln: Purdue leads 5-3
At Pinnacle Bank Arena: Tied, 1-1
- In West Lafayette: Purdue leads 7-0
Mackey Arena: Purdue leads 5-0
- In Big Ten Conference games: Purdue leads, 6-1
- In Big Ten Tournament games: Tied, 1-1

Husker-Boilermaker Superlatives

- Most consecutive wins (year ended): Nebraska 1 (1956, 1964, 2013, 2014); Purdue 5 (1978-2013)
- Most points scored: Nebraska, 96, at Lincoln, Neb., Dec. 5, 1964; Purdue, 89, at West Lafayette, Jan. 30, 2016
- Highest combined score: 181, Nebraska, 96, Purdue, 85, at Lincoln, Neb., Dec. 5, 1964
- Biggest winning margin: Nebraska, 19, at Lincoln, Neb., Feb. 23, 2014; Purdue, 22, at West Lafayette, Ind., Dec. 11, 1979

| Date | Site | Rankings | Result | Neb. | Pur. |
|----------|------|----------|--------|------|------|
| 12-8-47 | H | -/- | L | 56 | 60 |
| 12-17-48 | A | -/- | L | 47 | 64 |
| 12-17-56 | H | -/- | W | 65 | 62 |
| 12-14-57 | H | -/- | L | 61 | 70 |
| 12-7-63 | A | -/- | L | 75 | 81 |
| 12-5-64 | H | -/- | W | 96 | 85 |
| 12-2-78 | H | -/- | L | 47 | 58 |
| 12-11-79 | A | -/9 | L | 56 | 78 |
| 2-22-12 | A | -/- | L | 65 | 83 |
| 3-8-12 | N | -/- | L | 61 | 79 |
| 1-16-13 | H | -/- | L | 56 | 65 |
| 3-15-13 | N | -/- | W | 57 | 55 |
| 1-12-14 | A | -/- | L | 64 | 70 |
| 2-23-14 | H | -/- | W | 76 | 57 |
| 2-15-15 | A | -/- | L | 54 | 66 |
| 1-30-16 | A | -/21 | L | 74 | 89 |
| 3-1-16 | H | -/15 | L | 62 | 81 |

RUTGERS (NEBRASKA LEADS 5-2)

- In Lincoln: Nebraska leads, 3-0
At Pinnacle Bank Arena: Nebraska leads, 2-0
- In Piscataway: Tied, 1-1
Rutgers Athletic Center: Rutgers leads, 1-0
- St. Charles, Mo.: Rutgers leads, 1-0
- In Big Ten Conference games: Nebraska leads, 3-0
- In Big Ten Tournament games: Nebraska leads, 1-0

Husker-Scarlet Knight Superlatives

- Most consecutive wins (year ended): Nebraska 5 (2007-present); Rutgers 2 (1999-2006)
- Most points scored: Nebraska, 90, at Piscataway, N.J., Jan. 9, 2016; Rutgers, 75, at Piscataway, N.J., Dec. 2, 2006
- Highest combined score: 161, Nebraska 89, Rutgers 72; at Indianapolis, Ind., March 9, 2016
- Biggest winning margin: Nebraska, 34, Piscataway, N.J., Jan. 10, 2016; Rutgers, 19, at St. Charles, Mo., Nov. 28, 1999

| Date | Site | Rankings | Result | Neb. | RU |
|----------|------|----------|--------|------|----|
| 11-28-99 | N | -/- | L | 62 | 81 |
| 12-2-06 | A | -/- | L | 73 | 75 |
| 12-9-07 | H | -/- | W | 63 | 51 |
| 1-8-15 | H | -/- | W | 65 | 49 |
| 1-9-16 | A | -/- | W | 90 | 56 |
| 2-6-16 | H | -/- | W | 87 | 64 |
| 3-9-16 | N | -/- | W | 89 | 72 |

WISCONSIN (WISCONSIN LEADS 13-12)

- In Lincoln: Nebraska leads, 6-4
At Pinnacle Bank Arena: Tied, 1-1
- In Madison: Wisconsin leads, 8-4
Kohl Center: Wisconsin leads, 4-0
- In Honolulu, Hawaii: Nebraska leads 1-0
- In Fairbanks, Alaska: Wisconsin leads 1-0
- In Big Ten Conference games: Wisconsin leads, 7-1
- In Big Ten Tournament games: Nebraska leads, 1-0

Husker-Badger Superlatives

- Most consecutive wins (year ended): Nebraska 8 (1956-91); Wisconsin 5 (1998-2013)
- Most points scored: Nebraska, 101, at Madison, Wis., Dec. 1, 1965; Wisconsin, 88, at Madison, Wis., Dec. 1, 1965
- Highest combined score: 189, Nebraska, 101, Wisconsin 88, at Madison, Wis., Dec. 1, 1965
- Biggest winning margin: Nebraska, 21, at Lincoln, Neb., Dec. 11, 1991; Wisconsin, 39, at Madison, Wis., March 3, 1908

| Date | Site | Rankings | Result | Neb. | Wis. |
|----------|------|----------|---------|------|------|
| 3-5-04 | H | -/- | W | 25 | 22 |
| 2-21-07 | A | -/- | L | 31 | 35 |
| 3-3-08 | A | -/- | L | 4 | 43 |
| 1-4-22 | A | -/- | L | 14 | 27 |
| 12-30-39 | A | -/- | W | 53 | 43 |
| 1-4-41 | H | -/- | L | 31 | 46 |
| 12-19-55 | A | -/- | L | 52 | 71 |
| 12-10-56 | H | -/- | W | 53 | 51 |
| 12-1-65 | A | -/- | W | 101 | 88 |
| 11-30-68 | H | -/- | W | 68 | 55 |
| 12-27-79 | N | -/- | W (OT) | 83 | 82 |
| 12-5-83 | A | -/- | W (2OT) | 71 | 69 |
| 12-12-84 | H | -/- | W | 53 | 51 |
| 12-11-90 | A | -/- | W | 75 | 63 |
| 12-11-91 | H | -/- | W | 86 | 67 |
| 11-22-98 | N | -/- | L | 41 | 78 |
| 12-27-11 | H | -/11 | L | 40 | 64 |
| 1-15-12 | A | -/- | L | 45 | 50 |
| 1-6-13 | H | -/- | L | 41 | 47 |
| 2-26-13 | A | -/17 | L | 46 | 77 |
| 3-9-14 | H | -/9 | W | 77 | 68 |
| 1-15-15 | A | -/7 | L | 55 | 70 |
| 2-10-15 | H | -/5 | L | 55 | 65 |
| 2-10-16 | A | -/- | L | 61 | 72 |
| 3-10-16 | N | -/- | W | 70 | 58 |



Abilene Christian (NU leads 1-0)
 12-5-15 H W 73-63

Air Force (NU leads 4-1)
 12-5-59 H W 68-54
 12-9-61 A L 49-58
 12-8-62 H W 43-39
 12-9-72 N W 57-53
 12-28-81 N W 63-47
 Totals 280-251

Alabama (NU trails 0-2)
 12-20-54 A L 76-88
 12-29-85 N L 61-78
 Totals 137-166

Alabama A&M (NU leads 3-0)
 12-21-05 H W 67-60
 12-17-06 H W 82-55
 11-17-07 H W 59-45
 Totals 208-160

Alabama State (NU leads 1-0)
 12-3-08 H W 80-51

Alaska-Fairbanks (Series tied 1-1)
 12-9-00 H W 84-55
 11-23-02 N L 61-64
 Totals 125-119

Alcorn State (NU leads 3-0)
 12-29-07 H W 77-53
 12-8-10 H W 78-57
 12-17-11 H W 60-46
 Totals 215-156

Angelo State (NU leads 1-0)
 1-5-80 H W 83-70

Appalachian State (NU leads 2-1)
 12-19-92 H W 93-83
 12-1-93 A L 82-91
 12-31-94 H W 108-71
 Totals 283-245

Arizona (Series tied 2-2)
 12-21-60 H W 79-55
 12-23-68 A L 63-68
 12-20-69 H W 79-69
 12-18-99 N L 59-80
 Totals 280-272

Arizona State (NU trails 3-4)
 12-20-68 A L 76-83
 12-7-74 A L 62-83
 12-23-85 H W 80-67
 12-28-02 A L 63-75
 12-3-03 H W 68-60
 12-2-07 H W 62-47
 12-7-08 A L 44-64
 Totals 455-479

Arkansas (NU trails 2-6)
 12-16-32 H L 24-41
 12-12-46 N L 46-57
 12-30-80 A L 52-64
 1-9-82 H L 50-51
 1-3-83 N L 58-64
 12-10-83 H W 67-54
 3-17-87 H W 78-71
 3-12-98 N L 65-74
 Totals 440-476

Arkansas-Little Rock (NU leads 1-0)
 3-26-87 N W 76-67

Arkansas-Pine Bluff (NU leads 5-0)
 11-23-04 H W 97-40
 11-27-06 H W 71-42
 11-22-08 H W 67-53
 11-15-10 H W 83-40
 11-24-15 H W 67-44
 Totals 385-219

Arkansas State (NU leads 2-0)
 3-16-89 H W 81-79
 12-14-13 H W 79-67
 Totals 160-146

Arkansas Tech (NU leads 1-0)
 11-25-78 H W 70-59

Augustana (S.D.) (NU leads 3-0)
 12-14-68 H W 73-56
 12-4-69 H W 75-56
 11-26-83 H W 113-69
 Totals 261-181

Baker (NU leads 3-0)
 1904-05 W 49-19
 2-3-1906 H W 34-23
 2-21-1906 A W 33-27
 Totals 116-69

Ball State (NU trails 1-2)
 12-27-80 A L 62-67
 12-19-81 H W 71-57
 11-24-02 N L 65-73
 Totals 191-203

Baylor (NU leads 12-11)
 12-17-49 H W 69-55
 12-9-1981 A W 64-63
 12-11-82 H W 59-56
 11-28-87 N L 79-82
 2-19-97 A L 60-71
 2-14-98 H W 66-55
 3-6-98 *N W 65-46
 1-16-99 A W 68-55
 1-22-00 H W 69-55
 3-9-00 *N L *55-63
 2-10-01 A L 58-69
 2-27-02 H W 75-55
 2-22-03 A L 64-78
 1-21-04 H W 76-47
 2-12-05 A W 74-63
 2-4-06 H W 60-45
 2-21-07 A L 59-63
 1-19-08 H L 70-72
 3-7-09 A W 66-62
 3-11-09 *N L 49-65
 2-10-10 H L 53-55
 2-9-11 A L 70-74
 3-21-14 N L 60-74
 Totals 1433-1423

***Phillips 66 Big 12 Championship

Bellevue (NU leads 1-0)
 3-20-1906 A W 39-27

Bethune-Cookman (NU leads 1-0)
 12-20-04 H W 70-26

Bowling Green (NU leads 2-1)
 12-15-90 H W 99-85
 12-7-96 H W 73-68
 1-1-97 N L 55-58
 Totals 227-211

Bradley (NU trails 2-5)
 12-30-37 A L 30-50
 12-17-38 H L 24-39
 12-29-45 A L 33-53
 12-12-49 A L 54-64

12-20-52 A W 73-65
 12-18-54 A W 93-68
 12-18-58 A L 48-85
 Totals 355-424

Brandeis (Omaha) (NU leads 1-0)
 1916-17 W 29-11

Brigham Young (NU trails 1-4)
 1-5-31 H L 44-55
 12-17-31 H L 27-31
 12-17-35 H W 53-34
 12-28-35 A L 39-46
 12-23-09 N L 66-88
 Totals 229-254

Brooklyn (NU leads 2-0)
 1-7-87 H W 62-46
 12-21-87 H W 72-44
 Totals 134-90

Brown College "B" (NU leads 1-0)
 3-15-1906 H W 57-12

Burgess-Nash (NU leads 1-0)
 1-30-16 A W 24-20

Butler (NU leads 2-1)
 12-30-29 A L 26-38
 2-2-31 H W 32-14
 12-29-86 N W 67-56
 Totals 125-108

California (NU trails 6-7)
 1-7-38 H W 38-32
 12-26-38 A W 46-43
 12-27-38 A L 30-58
 1-6-40 H W 46-32
 12-26-40 A L 24-30
 12-11-50 A L 59-62
 12-22-61 A L 49-50
 12-21-64 H W 87-80
 12-22-64 H W 63-59
 12-10-65 A L 71-87
 12-11-65 A W 70-68
 12-21-68 N L 73-86

12-8-72 N L 50-75
 Totals 706-762

California-Davis (NU leads 1-0)
 12-16-77 H W 69-64

California-Irvine (Series tied 2-2)
 12-1-69 H W 76-73
 12-28-84 N W 73-67
 12-2-85 H L 80-87
 11-28-86 A L 101-109
 Totals 330-336

California Santa Barbara (NU leads 2-0)
 12-22-78 N W 75-55
 12-27-02 N W 60-57
 Totals 135-112

Cal State Bakersfield (NU leads 1-0)
 12-13-79 H W 94-80

Cal State Fullerton (NU leads 1-0)
 12-4-67 H W 111-74

Camp Funston (NU trails 0-1)
 1917-18 H L 14-43

Canisius (Series tied 1-1)
 12-29-36 A L 34-39
 3-13-85 H W 79-66
 Totals 113-105

Carleton (NU trails 0-2)
 1-4-32 H L 30-40
 12-22-32 A L 19-23
 Totals 49-63

Centenary (NU leads 1-0)
 11-21-02 N W 68-45

Central Arkansas (NU leads 1-0)
 11-18-14 H W 82-56

Central City (NU leads 1-0)
 1-26-07 H W 40-9

Central Michigan (NU leads 2-0)
 12-20-11 H W 72-69
 12-22-12 N W 89-75
 Totals 161-144

Chaminade (NU leads 2-0)
 11-29-87 A W 76-75
 12-28-88 A W 86-85
 Totals 162-160

Charlotte (NU leads 1-0)
 3-19-08 H W 67-48

Cheyenne Business College (NU trails 0-1)
 2-7-1903 A L 28-42

Chicago Central (NU trails 0-1)
 1904-05 A L 22-59

Chicago State (NU leads 3-0)
 1-16-90 H W 92-57
 12-17-05 H W 76-65
 12-10-09 H W 74-39
 Totals 242-161

Cincinnati (NU trails 1-5)
 12-18-48 A L 46-64
 12-19-60 A L 60-75
 12-31-96 N L 73-84
 12-28-13 A L 59-74
 12-13-14 H W 56-55 (2OT)
 11-27-15 N L 61-65
 Totals 355-412

The Citadel (NU leads 4-0)
 12-30-90 A W 94-80
 12-2-91 H W 84-61
 12-7-92 H W 86-46
 12-21-12 H W 77-62
 Totals 341-249

OPPONENTS



Note Johnson earned honorable-mention All-Big 12 honors in both 2003 and 2004.



2016-17 NEBRASKA BASKETBALL

SERIES RESULTS VS. NON-CONFERENCE OPPONENTS

Table of game results for Nebraska basketball, listing dates, opponents, and scores. Includes games from 2-3-40 to 2-12-58.

Table of game results for Nebraska basketball, listing dates, opponents, and scores. Includes games from 3-3-78 to 12-26-10.

Table of game results for Nebraska basketball, listing dates, opponents, and scores. Includes games from Missouri-St. Louis to North Dakota State.

Table of game results for Nebraska basketball, listing dates, opponents, and scores. Includes games from 1904-05 to 12-30-33.



Tony Farmer was one of six Huskers who averaged in double figures in 1990-91, when the Huskers won a school-record 26 games.

OPPONENTS



SERIES RESULTS VS. NON-CONFERENCE OPPONENTS

North Texas (NU leads 4-0)

Table with 3 columns: Date, Location, Score. Rows: 11-24-72 H W 64-46, 12-10-74 A W 69-56, 12-2-88 H W 90-84, 11-29-06 H W 76-57, Totals 299-243

NE Louisiana (NU leads 1-0)

Table with 3 columns: Date, Location, Score. Row: 11-25-94 H W 99-77

NE Missouri State (NU leads 3-0)

Table with 3 columns: Date, Location, Score. Rows: 12-14-73 H W 67-54, 12-7-83 H W 82-61, 1-11-86 H W 99-56, Totals 248-171

Northeastern Illinois (NU leads 2-0)

Table with 3 columns: Date, Location, Score. Rows: 12-21-94 H W 101-60, 12-18-95 H W 94-76, Totals 195-136

Northern Colorado (NU leads 3-0)

Table with 3 columns: Date, Location, Score. Rows: 1-2-48 A W 58-54, 12-19-49 H W 63-43, 1-3-06 H W 60-50, Totals 241-147

Northern Illinois (NU leads 3-1)

Table with 3 columns: Date, Location, Score. Rows: 1-12-89 H W 71-56, 12-5-89 A L 56-65, 2-18-91 H W 82-73, 11-30-13 H W 63-58, Totals 272-252

Northern Iowa (NU leads 13-1)

Table with 3 columns: Date, Location, Score. Rows: 12-11-48 H W 63-52, 12-14-49 H W 60-54, 12-19-50 H W 63-55, 12-1-51 H W 60-44, 12-1-60 H W 78-68, 12-10-62 H W 78-59, 12-7-70 H W 95-71, 12-20-73 H W 73-55, 12-29-81 A W 53-42, 12-17-83 H W 90-64, 12-31-93 H W 70-63, 12-22-94 A W 95-88 (OT), 12-16-95 H L 104-109, 2-13-97 A W 77-69, Totals 1,056-893

Northern Kentucky (NU leads 1-0)

Table with 3 columns: Date, Location, Score. Row: 11-16-14 H W 80-61

Northern Michigan (NU leads 1-0)

Table with 3 columns: Date, Location, Score. Row: 12-15-69 H W 92-68

NW Missouri State (NU leads 10-0)

Table with 3 columns: Date, Location, Score. Rows: 12-1-48 H W 59-39, 12-7-49 H W 58-39, 12-4-50 H W 61-39, 12-11-51 H W 59-43, 1-21-55 H W 74-54, 12-1-58 H W 85-44, 12-13-76 H W 88-53, 12-20-80 H W 79-59, 1-7-84 H W 93-67, 1-5-87 H W 105-64, Totals 761-501

Notre Dame (NU leads 5-2)

Table with 3 columns: Date, Location, Score. Rows: 2-20-20 A W 25-18, 2-21-20 H W 31-15, 2-18-21 H W 25-18, 2-19-21 H W 39-21, 12-9-57 A L 56-69, 12-14-59 H L 62-70, 12-11-61 H W 65-61, Totals 303-262

Ohio (NU leads 4-0)

Table with 3 columns: Date, Location, Score. Rows: 12-19-57 H W 61-53, 12-16-61 H W 81-64, 12-3-93 H W 94-68, 12-25-14 N W 71-58, Totals 307-243

Oklahoma (NU trails 83-104)

Table with 3 columns: Date, Location, Score. Rows: 1-31-21 H W 34-20, 2-1-21 H W 28-15, 1-27-22 A L 21-29, 2-22-22 H W 39-34, 1922-23 H W 25-19, 1922-23 A L 25-31, 1923-24 H W 35-21, 1923-24 A L 20-32, 1-10-25 A W 23-18, 2-7-25 H W 31-17, 1926-27 A W 37-29, 1926-27 H W 36-26, 2-25-28 H L 36-38, 3-3-28 A L 28-43, 1-26-29 A L 20-29, 2-11-29 H L 34-39, 1-20-30 H W 35-20, 2-8-30 A W 47-37, 1-17-31 A W 36-30, 2-28-31 H W 41-30, 1-23-32 H L 34-37, 2-13-32 A L 32-46, 2-11-33 A L 35-39, 3-4-33 H L 27-38, 1-27-34 H L 36-44, 2-17-34 A L 23-53, 2-9-35 A L 32-38, 2-18-35 H W 32-24, 1-18-36 A W 40-33, 2-24-36 H W 55-28, 1-18-37 H L 31-34, 2-12-37 A W 33-29, 2-5-38 A L 48-50, 2-9-38 H W 52-42, 1-28-39 A L 39-56, 3-4-39 H L 45-53, 1-27-40 H L 41-56, 2-9-40 A L 28-45, 1-10-41 H L 29-40, 2-22-41 A W 43-42, 2-16-42 A L 29-37, 2-21-42 H L 41-46, 1-30-43 H L 32-56, 3-1-43 A L 48-65, 1-17-44 A L 35-45, 2-26-44 H L 32-43, 1-3-45 H L 37-44, 1-13-45 A L 45-48, 1-7-46 A L 48-70, 2-11-46 H L 44-51, 12-14-46 *N L 52-63, 1-6-47 H W 44-41, 2-17-47 A L 49-63, 12-19-47 *N L 46-47, 2-9-48 A L 57-79, 3-1-48 H L 74-81, 2-14-49 A L 45-47, 3-5-49 H L 49-56, 3-14-49 *N W 57-56, 2-13-50 A W 57-55, 3-4-50 H L 48-64, 2-12-51 A L 49-72, 3-3-51 H W 46-44, 2-9-52 H W 67-66, 2-18-52 A L 59-65, 2-16-53 A W 59-53, 2-28-53 H L 70-78, 12-29-53 *N L 70-86, 1-9-54 H W 76-72, 2-15-54 A L 68-76, 2-12-55 H W 75-67, 2-21-55 A L 76-78, 2-13-56 A W 68-61 (OT), 3-3-56 H W 64-63 (OT)

Table with 3 columns: Date, Location, Score. Rows: 2-25-57 A L 53-55, 3-6-57 H W 64-55, 1-13-58 H W 57-54, 2-10-58 A L 39-66, 12-30-58 *N W 60-43, 2-9-59 A L 48-54, 3-5-59 H L 54-65, 2-8-60 A L 54-63, 2-22-60 H L 49-50, 2-6-61 A L 58-69, 2-20-61 H W 83-61, 1-10-62 H W 57-56, 3-5-62 A W 71-69 (OT), 12-29-62 *N W 93-86, 2-18-63 A L 77-84, 3-2-63 H L 75-77, 12-28-63 *N L 66-75, 2-8-64 H W 76-69 (2OT), 3-2-64 A L 76-82, 1-11-65 A L 82-89, 2-27-65 H W 67-63, 12-26-65 *N W 92-79, 1-22-66 H W 86-78, 2-7-66 A W 85-81, 1-9-67 A L 87-99, 1-26-67 H W 97-78, 12-28-67 *N W 75-65, 1-27-68 H W 110-90, 2-5-68 A W 89-83, 12-28-68 *N W 70-47, 2-3-69 H W 90-83, 3-8-69 A W 70-64, 1-31-70 A W 70-60, 2-23-70 H W 79-66, 2-1-71 A L 67-79, 2-22-71 H L 56-65, 12-30-71 *N W 84-68, 1-10-72 H W 77-70, 2-7-72 A L 70-72, 1-15-73 H W 74-67, 2-17-73 A L 59-67, 1-19-74 H W 63-58, 1-28-74 A L 63-85, 12-26-74 *N W 75-64, 1-22-75 A W 68-61, 2-12-75 H L 57-65 (OT), 12-29-75 *N W 75-53, 1-21-76 H W 68-67, 2-11-76 A L 60-65, 12-30-76 *N W 66-56, 1-19-77 H L 58-65, 2-16-77 A L 62-72, 12-30-77 *N W 75-68, 1-18-78 A W 78-64, 2-15-78 H L 68-74, 12-30-78 *N W 69-53, 1-24-79 H W 74-56, 2-14-79 A L 58-79, 1-30-80 H W 59-58, 2-23-80 A L 60-78, 2-26-80 ***H W 75-68, 2-4-81 A W 71-59, 2-28-81 H W 90-63, 1-27-82 A L 48-51, 2-15-82 H W 65-51, 2-2-83 H W 60-59, 2-24-83 A L 71-84, 2-8-84 H L 67-78, 3-1-84 A L 70-79, 2-6-85 A L 74-83, 3-2-85 H L 62-65, 1-29-86 A L 60-87, 2-19-86 H W 66-64, 2-4-87 H L 66-80, 2-21-87 A L 97-133, 2-9-88 H L 77-92, 3-5-88 A L 93-113, 1-9-89 H L 81-89, 3-4-89 A L 76-103, 1-31-90 A L 64-105, 2-21-90 H L 66-88, 3-9-90 ***N L 65-78



Jason Dourisseau was a two-year starter for the Huskers and helped the Huskers to a pair of NIT appearances during his career.



Walter Pitchford helped the Huskers to 19 wins and a berth in the 2014 NCAA Tournament, the school's first since 1998.

OPPONENTS



| | | |
|------------------------|------|----------------|
| South Dakota State | 1930 | 2011.....12-0 |
| South Florida | 2002 | 2003.....1-1 |
| Southeastern Louisiana | 2010 | 2015.....2-0 |
| Southern | 2012 | 2012.....1-0 |
| Southern Colorado | 1985 | 1985.....1-0 |
| Southern Illinois | 1986 | 1987.....2-0 |
| Southern Methodist | 1952 | 2001.....4-2 |
| Southern Mississippi | 1987 | 2000.....0-2 |
| Southern Utah | 1992 | 2009.....4-0 |
| SE Missouri State | 1983 | 2005.....2-0 |
| Springfield (Mass.) | 1953 | 1953.....1-0 |
| Stanford | 1933 | 1966.....3-6 |
| Stevens Point A.C. | 1901 | 1901.....0-1 |
| Tampa | 1952 | 1952.....0-1 |
| Temple | 1937 | 1937.....0-1 |
| Tennessee | 2003 | 2015.....3-0 |
| Tennessee Tech | 1991 | 1991.....1-0 |
| Tennessee-Martin | 2014 | 2014.....1-0 |
| Texas | 1965 | 2011.....6-16 |
| Texas-Arlington | 1993 | 1993.....1-0 |
| Texas A&M | 1970 | 2011.....12-8 |
| TCU | 1952 | 2011.....7-2 |
| Texas-Pan American | 2009 | 2009.....1-0 |
| Texas-San Antonio | 1994 | 2002.....5-0 |
| Texas State | 1999 | 1999.....1-0 |
| Texas Southern | 2004 | 2004.....1-0 |
| Texas Tech | 1956 | 2011.....16-10 |
| Toledo | 1991 | 1996.....3-0 |
| Topeka YMCA | 1902 | 1902.....1-1 |
| Tulane | 1983 | 2012.....3-0 |
| Tulsa | 1998 | 2009.....1-2 |
| UAB | 1979 | 2013.....2-3 |
| UCLA | 1939 | 1985.....2-5 |
| UMKC | 1983 | 2009.....11-1 |
| UMass | 2013 | 2013.....0-1 |
| USC | 1963 | 2012.....5-5 |
| Utah | 1936 | 1981.....1-2 |
| Utah State | 1961 | 1978.....2-0 |
| Utah Valley State | 2005 | 2005.....1-0 |
| UTEP | 2012 | 2012.....0-1 |
| Valparaiso | 1920 | 2012.....3-0 |
| Vanderbilt | 1956 | 2010.....2-5 |
| Villanova | 1988 | 2015.....0-3 |
| Virginia | 1998 | 1998.....1-0 |
| Virginia Tech | 1995 | 1995.....0-1 |
| Wagner | 1990 | 1990.....1-0 |
| Wake Forest | 2011 | 2012.....1-1 |
| Washburn | 1908 | 1908.....1-0 |
| Washington | 1931 | 1997.....3-6 |
| Washington (Mo.) | 1918 | 1949.....12-6 |
| Washington State | 1967 | 1999.....6-2 |
| Weber State | 1997 | 1997.....1-0 |
| Wesleyan Auto | 1914 | 1914.....0-1 |
| West Virginia | 1930 | 1930.....0-1 |
| Western Carolina | 2000 | 2000.....0-1 |
| Western Illinois | 1978 | 2013.....5-0 |
| Western Kentucky | 1947 | 2007.....1-3 |
| Western Reserve | 1937 | 1949.....2-0 |
| Wichita State | 1956 | 2011.....6-6 |
| Winthrop | 2000 | 2002.....2-0 |
| Wisconsin | 1904 | 2016.....12-13 |
| UW-Green Bay | 1991 | 1992.....2-0 |
| UW-Oshkosh | 1980 | 1980.....1-0 |
| UW-Stevens Point | 1982 | 1985.....2-0 |
| UW-Stout | 1986 | 1986.....1-0 |
| UW-Superior | 1932 | 1932.....0-1 |
| Wofford | 2002 | 2002.....1-0 |
| Wyoming | 1934 | 2006.....16-10 |
| Xavier (Ohio) | 1984 | 1991.....0-2 |
| Yale | 2005 | 2005.....1-0 |
| York College | 1917 | 1917.....1-0 |

NEBRASKA VS. NCAA DIVISION I CONFERENCES (2016-17 CONFERENCE ALIGNMENTS)

| Conference (Number of Teams) | G | W-L | Pct. |
|------------------------------|-------|---------|-------|
| America East (8) | 2 | 1-1 | .500 |
| American Athletic (11) | 28 | 11-17 | .393 |
| Atlantic Coast (15) | 27 | 14-13 | .519 |
| Atlantic Sun (8) | 5 | 5-0 | 1.000 |
| Atlantic 10 (14) | 21 | 10-11 | .476 |
| Big 12 (10) | 1,080 | 481-599 | .445 |
| Big East (10) | 70 | 32-38 | .470 |
| Big Sky (12) | 38 | 30-8 | .789 |
| Big South (10) | 4 | 4-0 | 1.000 |
| Big Ten (14) | 260 | 86-174 | .331 |
| Big West (9) | 20 | 11-9 | .550 |
| Colonial Athletic (10) | 3 | 2-1 | .667 |
| Conference USA (14) | 26 | 15-11 | .577 |
| Horizon (10) | 13 | 9-4 | .692 |
| Ivy (8) | 9 | 8-1 | .889 |
| Metro Atlantic Athletic (11) | 7 | 6-1 | .857 |
| Mid-American (12) | 26 | 20-6 | .769 |
| Mid-Eastern Athletic (13) | 24 | 24-0 | 1.000 |
| Missouri Valley (10) | 97 | 69-28 | .711 |
| Mountain West (11) | 58 | 38-20 | .655 |
| Northeast (10) | 6 | 6-0 | 1.000 |
| Ohio Valley (12) | 14 | 12-2 | .857 |
| Pacific-12 (12) | 241 | 119-122 | .494 |
| Patriot League (10) | 5 | 4-1 | .800 |
| Southeastern (14) | 272 | 117-155 | .430 |
| Southern (10) | 11 | 9-2 | .818 |
| Southland (13) | 11 | 9-2 | .818 |
| Southwestern Athletic (10) | 22 | 21-1 | .955 |
| Summit (9) | 72 | 64-8 | .889 |
| Sun Belt (12) | 12 | 10-2 | .833 |
| West Coast (10) | 22 | 13-9 | .591 |
| Western Athletic (8) | 10 | 8-2 | .800 |
| Independents (0) | 0 | 0-0 | .000 |

NEBRASKA IN EXHIBITION PLAY (54-6)

| Season | Opponent | Result | Score |
|-----------|-----------------------------|--------|---------|
| 1966-67 | Swedish Nationals | W | 103-78 |
| 1968-69 | Athletes in Action | W | 74-65 |
| 1972-73 | Yugoslavian | L | 80-82 |
| 1978-79 | Windsor | W | 113-69 |
| 1981-82 | Windsor | W | 94-51 |
| 1982-83 | Brandon | W | 96-68 |
| 1983-84 | Windsor | W | 117-49 |
| 1985-86 | Bratislava | W | 101-67 |
| 1986-87 | Club Bosnia | W | 90-82 |
| 1987-88 | Czechoslovakia | L | 66-69 |
| 1988-89 | Athletes in Action (ot) | L | 102-104 |
| | Victoria All-Stars | W | 109-84 |
| 1989-90 | Brisbane Bullets | W | 76-74 |
| | Athletes in Action | W | 104-90 |
| 1990-91 | High Five America | W | 128-89 |
| | Czechoslovakia | W | 92-71 |
| 1991-92 | Ukraine Nationals | W | 80-71 |
| | High Five America | W | 93-84 |
| 1992-93 | Cuban Nationals | W | 114-76 |
| | Marathon Oil | W | 126-96 |
| 1993-94 | Kiev Baskets | W | 122-59 |
| | Marathon Oil | W | 109-91 |
| 1994-95 | USA Verich Reps | W | 117-101 |
| | Russian Red Army | W | 105-83 |
| 1995-96 | Spalding Americas | W | 113-68 |
| | Team Pella | W | 97-75 |
| 1996-97 | Pella Windows Basketball | W | 82-71 |
| | Marathon Oil | W | 82-81 |
| 1997-98 | Pella Windows Basketball | W | 83-63 |
| | Marathon Oil | W | 87-72 |
| 1998-99 | Pella Windows Basketball | W | 67-61 |
| | Next Level Sports | W | 86-76 |
| 1999-2000 | Calif. South All-Stars (ot) | W | 107-99 |
| | Ural Great-Russia (ot) | L | 98-102 |
| 2000-01 | Global Sports | L | 62-74 |
| | Sports Tours Int'l. | W | 89-49 |
| 2001-02 | Nebraska-Kearney | W | 58-55 |
| | Delta Jammers | W | 75-57 |
| 2002-03 | EA Sports | W | 63-46 |
| | Sports Tours Int'l. | W | 113-76 |
| 2003-04 | Alaska-Fairbanks | W | 84-53 |
| | Athletes in Action | W | 78-73 |
| 2004-05 | Monterrey Tech | W | 89-48 |
| | Nebraska-Kearney | W | 84-71 |
| 2005-06 | Nebraska-Omaha | W | 70-65 |
| | Holy Family (Pa.) | W | 76-54 |
| 2006-07 | Nebraska-Kearney | W | 74-72 |
| | SIU-Edwardsville | L | 50-54 |
| 2007-08 | Nebraska Wesleyan | W | 70-50 |
| | Wayne State | W | 74-51 |
| 2008-09 | Chadron State | W | 85-54 |
| 2009-10 | Arkansas-Fort Smith | W | 86-66 |
| | Hastings | W | 71-39 |
| 2010-11 | Peru State | W | 75-43 |
| | Bellevue | W | 82-58 |
| 2011-12 | Doane | W | 75-54 |
| 2012-13 | Midland | W | 68-40 |
| 2013-14 | Nebraska-Kearney | W | 91-60 |
| 2014-15 | Southwest Minnesota St. | W | 83-61 |
| 2015-16 | Northern State | W | 95-42 |



**SHAVON SHIELDS AND THE HUSKERS CELEBRATE
AFTER BEATING NO. 11 MICHIGAN STATE**

2015-16 REVIEW



Shavon Shields became the first Husker men's basketball player to be named UNL Student-Athlete of the Year at the 2016 Night at the Lied Ceremony.



Seniors Shavon Shields and Benny Parker helped a Husker roster with eight newcomers in 2015-16.

2015-16 BY THE NUMBERS

- 2.44** - Assist-to-turnover ratio for true freshman Glynn Watson Jr., which was the best by any Husker guard since the 2006-07 season.
- 3** - Straight wins by Nebraska over Michigan State, including a win over the No. 11 Spartans in East Lansing on Jan. 20, 2016. The win over the Spartans snapped a 10-game losing streak to ranked opponents.
- 3.72** - GPA for two-time first-team Academic All-American Shavon Shields. Shields became just the sixth player in Big Ten history to be a multiple time first-team Academic All-American.
- 5** - Nebraska now has five double-digit comebacks under Tim Miles, as the Huskers rallied from an 11-point deficit against Rhode Island on Dec. 13.
- 6** - The 2015-16 season marked the sixth time in school history where Nebraska had two players average over 16 points per game.
- 6.2** - Points per game increase by Tai Webster, who raised his scoring average from 3.9 points per game to 10.1 in 2015-16. Webster was in double figures 16 times as a junior.
- 7** - Number of games decided by five points or less, as Nebraska went just 2-5 in those contests. The Huskers were 15-9 in games by five points or less in Miles' first three seasons.
- 7.4** - Nebraska led the Big Ten in steals per game at 7.4 in 2015-16. The Huskers also led in steals per game in Big Ten games at 6.9 per game.
- 10** - Number of games Nebraska played against ranked teams in 2015-16, matching a school record set most recently in 2012-13.
- 11** - Nebraska ranked 11th nationally in attendance, averaging 15,430 fans per game at Pinnacle Bank Arena. The Huskers were one of seven Big Ten teams ranked in the top-20 in attendance.
- 11.7** - Nebraska increased its scoring offense by 11.7 points per game in 2015-16, the largest increase in school history and the largest in the Big Ten this season.
- 16.6** - Scoring per game for Andrew White III, the second-highest scoring average by a Husker newcomer.
- 38** - Percent of Nebraska's minutes by true freshmen in 2015-16. NU's freshman class also accounted for 32 percent of NU's total offense, including 35 percent in Big Ten play.
- 72.2** - Points per game by the Huskers in 2015-16, the highest scoring average by the Huskers since the 1996-97 season.
- 1920** - Nebraska's 34-point win at Rutgers on Jan. 9, was the largest road win in conference play and largest in a road game since 1920.
- 1994** - The last time NU had a player make the conference all-tournament team before Shavon Shields ended that streak in 2016.

With one of the country's youngest teams, the Nebraska men's basketball team experienced growing pains, but closed the season by playing some of its best basketball of the year. Nebraska, which had seven freshmen, including four playing critical roles, finished with a 16-18 record after winning two games at the conference tournament for the first time since 2006.

The strong finish was highlighted by a 70-58 win over Wisconsin in the second round of the Big Ten Tournament. The Huskers were without Shavon Shields for the first meeting in February, but his 20-point, 11-rebound effort keyed Nebraska's win over a Badger team which eventually reached the Sweet 16.

Nebraska Coach Tim Miles thought the win over the Badgers was an important stepping stone for his young team in finding a way to fight through to advance in the postseason.

"I literally -- and I'm not trying to glamorize March basketball, but I was so proud of these guys," Miles said. "I looked at the clock with 35 seconds and got chills. I could feel goosebumps on my legs, because I was just so happy for these guys. I saw just extreme joy, you know, tough-minded group playing together, finding a way, you know, beating a ranked opponent. And I was just so happy for them. And that's, you know, kind of the essence of what we're supposed to do. So whatever that describes, that's what it was."

The Huskers battled throughout the season, posting a win at No. 11 Michigan State, but also suffered their share of heartbreak. NU lost five games by five points or less, including losses to nationally ranked Miami, Cincinnati and Maryland. Half of the losses were to nationally ranked foes, as the Huskers' 10 games against ranked teams tied a school record.

With only five players who had seen action as a Husker entering the season, much of the burden was placed on Shields and fellow senior captain Benny Parker. Shields earned second-team All-Big Ten honors, averaging 16.8 points and 5.1 rebounds per game. Shields paced the Huskers in scoring and assists (2.7) while ranking second in rebounding and steals per game. Parker, who played in all 130 games of his career, established career bests in scoring, rebounding and assists, while providing defense and toughness for a young team.

The emergence of juniors Andrew White III and Tai Webster was a revelation to Husker fans. White became one of the Big Ten's top scorers, averaging 16.6 points per game in his first season at NU while pacing the Huskers with 5.9 rebounds per game. White had nine 20-point efforts on the year, capped by a 25-point effort against No. 18 Maryland in the Big Ten Tournament.

Webster may have been the Big Ten's most improved player, as he raised his scoring average from 3.9 points to 10.1 points per game while averaging 4.1 rebounds per game. The Big Ten Tournament provided a stage for Webster's development, as the 6-foot-4 guard averaged 14.7 points, 4.7 rebounds and 2.3 steals per game in Indianapolis. Webster seemed to play best against NU's toughest foes, averaging 12.9 points and 4.7 boards in 10 games against ranked foes.

The Huskers' freshman class learned valuable lessons, as the class provided nearly 40 percent of the team's minutes in 2015-16. Glynn Watson provided a steady hand in the backcourt, as he averaged 8.6 points and 2.4 assists per game while ranking among the Big Ten leaders in steals. Michael Jacobson (4.7 ppg and 4.3 rpg) and Ed Morrow Jr. (4.1 ppg and 3.1 rpg) provided size on the interior and continued to improve throughout the season. Both enjoyed double-figure efforts in the Big Ten Tournament. Jack McVeigh averaged 4.8 points per game and ranked second on the team with 34 3-pointers while showing he could step up when needed, averaging 11.0 ppg while Shavon Shields missed four games with a concussion.



Front row (from left): Tai Webster, Glynn Watson Jr., Benny Parker, Malcolm Laws, Bakari Evelyn and Anton Gill. Back row (from left): Johnny Trueblood, Andrew White III, Jack McVeigh, Jake Hammond, Michael Jacobson, Shavon Shields, Ed Morrow Jr. and Nick Fuller.

INDIVIDUAL HONORS

TANNER BORCHARDT

- ▶ Two-Time Nebraska Scholar-Athlete Honor Roll
- ▶ Tom Osborne Citizenship Team

BAKARI EVELYN

- ▶ Tom Osborne Citizenship Team

NICK FULLER

- ▶ Nebraska Scholar-Athlete Honor Roll
- ▶ Honors Academic Medallion

ANTON GILL

- ▶ Tom Osborne Citizenship Team
- ▶ Husker Power Co-Lifter of the Year
- ▶ Scout Team Player of the Year

JAKE HAMMOND

- ▶ Tom Osborne Citizenship Team

MICHAEL JACOBSON

- ▶ Two-Time Nebraska Scholar-Athlete Honor Roll
- ▶ Tom Osborne Citizenship Team
- ▶ 5th for rebounds in a season by a freshman (147)
- ▶ 4th for blocked shots in a season by a freshman (28)

MALCOLM LAWS

- ▶ Tom Osborne Citizenship Team

ED MORROW JR.

- ▶ Tom Osborne Citizenship Team
- ▶ 5th for blocked shots in a season by a freshman (21)

JACK MCVEIGH

- ▶ Academic All-Big Ten
- ▶ 2015 Nebraska Scholar-Athlete Fall Honor Roll
- ▶ Tom Osborne Citizenship Team
- ▶ 8th for 3-pointers in a season by a freshman (34)

BENNY PARKER

- ▶ 2015-16 Co-Captain
- ▶ Team's Most Outstanding Defender
- ▶ Husker Power Co-Lifter of the Year
- ▶ Big Ten Sportsmanship Nominee
- ▶ Two-Time Nebraska Scholar-Athlete Honor Roll
- ▶ Set school record for consecutive games played (130)
- ▶ 2nd for career appearances (130)
- ▶ 9th for career steals (137)



SHAVON SHIELDS

- ▶ 2016 Nebraska Big Ten Medal of Honor Winner
- ▶ 2015-16 UNL Male Student-Athlete of the Year
- ▶ 2015-16 Co-Captain
- ▶ Big Ten All-Tournament Team
- ▶ 2nd-team All-Big Ten (coaches)
- ▶ 3rd-team All-Big Ten (media)
- ▶ 2016 NABC Allstate Good Works Team
- ▶ First-Team CoSIDA Academic All-American
- ▶ First-Team CoSIDA Academic All-District VII
- ▶ Academic All-Big Ten
- ▶ Two-time Nebraska Scholar-Athlete Honor Roll
- ▶ Tom Osborne Citizenship Team (2016)
- ▶ 5th for points in a career (1,630)
- ▶ 8th for field goals made in a career (562)
- ▶ 4th for free throws made in a career (429)
- ▶ 2nd for career starts (112)
- ▶ 9th for points in a season by a senior (503)
- ▶ 7th for scoring average in a season by a senior (16.8)
- ▶ 9th for field goals made in a season by a senior (181)

JOHNNY TRUEBLOOD

- ▶ Tom Osborne Citizenship Team
- ▶ 2015 Nebraska Scholar-Athlete Fall Honor Roll

GLYNN WATSON JR.

- ▶ Tom Osborne Citizenship Team
- ▶ Big Ten Freshman of the Week (Feb. 15)
- ▶ 2015 Nebraska Scholar-Athlete Fall Honor Roll
- ▶ 5th for steals in a season by a freshman (40)
- ▶ 5th for assists in a season by a freshman (83)
- ▶ 8th for points in a season by a freshman (292)

TAI WEBSTER

- ▶ Barclays Classic All-Tournament Team
- ▶ Tom Osborne Citizenship Team
- ▶ Most Improved Player

ANDREW WHITE III

- ▶ Tom Osborne Citizenship Team (2016)
- ▶ Honorable-Mention All-Big Ten (Coaches/Media)
- ▶ Bus Whitehead Memorial Scholarship Recipient
- ▶ 10th for points in a season (563)
- ▶ 2nd for 3-pointers in a season (87)
- ▶ 6th for points in a season by a junior (563)
- ▶ 7th for field goals made in a season by a junior (195)
- ▶ 1st for 3-pointers in a season by a junior (87)



2015-16 REVIEW



BENNY PARKER

5-9 | 175 | Guard
 Kansas City, Kan.

Career Honors

- ▶ 2015-16 Captain
- ▶ 2016 Big Ten Sportsmanship Nominee
- ▶ School record for consecutive games played (130)

- ▶ Second for career appearances (130)
- ▶ Ninth for career steals (137)
- ▶ Three-time Team Defensive MVP (2013-14, 2014-15, 2015-16)
- ▶ Team Most Improved Player (2013-14)
- ▶ Tom Osborne Citizenship Team (2015)
- ▶ Nebraska Scholar-Athlete Honor Roll (Fall 2015; Spring 2016)
- ▶ 2014-15 Bus Whitehead Memorial Scholarship Recipient

Career Highs

| | |
|-------------|--------------------------------|
| Points | 17, Northwestern (12/30/15) |
| Rebounds | 6, two times (last, 2/10/16) |
| Field Goals | 6, Northwestern (12/30/15) |
| Free Throws | 6, three times (last, 3/10/16) |
| 3-point FG | 5, Northwestern (12/30/15) |
| Assists | 7, two times (last, 12/30/15) |
| Steals | 4, four times (last, 12/13/14) |
| Blocks | 1, five times (last, 3/10/16) |
| Minutes | 44, vs. Cincinnati (12/13/14) |

Career Recap

One of the toughest defenders in school history, Benny Parker played a valuable role in the Huskers' success during his four-year career.

The 5-foot-9 guard finished his career ranking second in school history in games played (130) and ninth in steals (137), including 40 multi-steal games in his career. He played in all 130 games at NU, setting a school record for most consecutive games in a career. Parker also finished with a 1.68-to-1 assist-to-turnover ratio during his career.

As a senior, Parker enjoyed his best campaign, setting personal bests in points (4.8), rebounds (2.3) and assists (2.2) while averaging 1.1 steals per game. He keyed the Huskers' win over Wisconsin with 12 points, three steals and four rebounds, while limiting Bronson Koenig to just 3-of-12 shooting. The performance against Wisconsin

was one of four double-figure performances for Parker in 2015-16 after having just one in his first three seasons. His signature performance came against Northwestern, a game where he tied or set career bests with 17 points, including five 3-pointers, and seven assists along with a team-high five rebounds against the Wildcats. Parker showed his sense of the dramatic in the come-from-behind win over Rhode Island with his go-ahead 3-pointer with 1:14 left gave NU a 67-65 lead.

Parker was one of four Huskers to appear in all 31 games in 2014-15, as he averaged 4.2 points, 2.2 rebounds, 1.7 assists and 1.5 steals per contest. He started 25 of 31 games and topped the Huskers in steals and ranked third in assists, while posting a team-best 1.46-to-1 assist-to-turnover ratio. His steals per game ranked eighth in the Big Ten. More impressively, Parker was one of only 12 players in Division I to average at least 1.40 steals per game while committing less than 1.20 turnovers per game. Parker had one turnover or less in 22 of 31 games, including each of the Huskers' final eight contests. He had 16 multi-steal games and was chosen by his teammates as the team's defensive MVP in 2014-15.

Parker emerged as a vital member of the Huskers' rotation at the point guard spot as Nebraska reached the NCAA Tournament for the first time since 1998. He averaged 2.4 points per game and had a better than 2-to-1 assist-to-turnover ratio, Parker provided intangibles and toughness in his perimeter defensive efforts. He led NU with 30 steals despite playing less than 15 minutes per game and was chosen by his teammates as the Huskers' defensive MVP.

He became more of a scoring threat down the stretch, averaging 3.8 points per game on 58 percent shooting from the field over NU's final 14 games, a stretch where the Huskers went 10-4. He also increased both his rebounding and assist totals and averaged 1.5 steals per game in that span.

Parker was one of two freshmen who played a significant role for the Huskers in 2012-13, appearing in all 33 games and averaging 2.7 points, 2.1 assists and 1.3 rebounds per game. His 69 assists ranked second on the team and was seventh on NU's single-season freshman list. Parker also topped the Big Red with a 1.6-to-1 assist-to-turnover ratio and committed one turnover or less in 20 of his 33 games. The Kansas City, Kan., native did not commit a turnover in his final 81 minutes of action and led the Huskers in assists 11 times during his freshman campaign.

Parker graduated from Nebraska in August of 2016.



PARKER'S CAREER STATS

| Year | G-GS | MP-MPG | FG-FGA | Pct. | 3FG-3FGA | Pct. | FT-FTA | Pct. | O-D | Tot.-Avg. | F-DQ | A | TO | B | S | TP-Avg. |
|--------------|---------------|------------------|----------------|-------------|---------------|-------------|----------------|-------------|---------------|----------------|--------------|------------|------------|----------|------------|----------------|
| 2012-13 | 33-16 | 681-20.6 | 31-87 | .356 | 2-13 | .154 | 24-36 | .667 | 4-40 | 44-1.3 | 57-1 | 69 | 43 | 2 | 24 | 88-2.7 |
| 2013-14 | 32-2 | 477-14.9 | 32-67 | .478 | 0-5 | .000 | 14-16 | .875 | 2-31 | 33-1.0 | 49-0 | 29 | 13 | 1 | 30 | 78-2.4 |
| 2014-15 | 31-25 | 874-28.2 | 39-114 | .342 | 12-41 | .293 | 40-56 | .714 | 8-61 | 69-2.2 | 71-2 | 54 | 37 | 1 | 45 | 130-4.2 |
| 2015-16 | 34-34 | 878-25.8 | 57-148 | .385 | 24-76 | .316 | 25-29 | .862 | 14-64 | 78-2.3 | 77-1 | 74 | 41 | 2 | 38 | 163-4.8 |
| TOTAL | 130-77 | 2910-22.4 | 159-416 | .382 | 38-135 | .281 | 103-137 | .752 | 28-196 | 224-1.7 | 254-4 | 226 | 134 | 6 | 137 | 459-3.5 |



SHAVON SHIELDS

6-7 | 221 | Forward
Olathe, Kan.

Career Honors

- ▶ 2016 Nebraska Big Ten Medal of Honor Winner
- ▶ 2015-16 Nebraska Male Student-Athlete of the Year
- ▶ Three-Year Co-Captain
- ▶ Two-time First-Team CoSIDA Academic All-American
- ▶ 2016 Allstate NABC Good Works Team Member
- ▶ 2016 Big Ten All-Tournament Team
- ▶ 2015-16 Second-Team All-Big Ten (Coaches)
- ▶ 2015-16 Third-Team All-Big Ten (Media)
- ▶ 2013-14 Honorable-Mention All-Big Ten (Coaches & Media)
- ▶ 2016 Jack Moore Award Winner
- ▶ Two-Time Big Ten Player of the Week
- ▶ Lute Olson National Player of the Week (11/11/13)
- ▶ Denmark U20 National Team (2013)
- ▶ Three-Time First-Team Academic All-District VII
- ▶ Two-Time Big Ten Freshman of the Week
- ▶ Three-Time Academic All-Big Ten
- ▶ Eight-Time Nebraska Scholar-Athlete Honor Roll
- ▶ Nebraska Student-Athlete HERO Leadership Award (2014)
- ▶ Three-Time Tom Osborne Citizenship Team
- ▶ School Record Holder for FTs in a game without a miss (vs. Illinois, Feb. 12, 2014)

Career Highs

| | |
|-------------|----------------------------------|
| Points | 35, vs. Omaha (11/25/14) |
| Rebounds | 13, vs. Michigan State (2/16/13) |
| Field Goals | 12, two times (last, 1/20/16) |
| Free Throws | 15, vs. Illinois (2/12/14) |
| 3-point FG | 4, vs. Omaha (11/25/14) |
| Assists | 8, vs. Northwestern (2/5/15) |
| Steals | 4, three times (last, 3/9/16) |
| Blocks | 3, vs. Georgia (11/24/13) |
| Minutes | 46, vs. Cincinnati (12/13/14) |

Career Recap

Shavon (pronounced sha-VON) Shields finished his Husker career as one of the top players in school history. One of only five players in school history with 1,500 points and 600 rebounds, Shields finished fifth on NU's career scoring list with 1,630 points, while finishing in the top-10 in field goals made (562, eighth) and attempted (1236, sixth), free throws made (429, fourth) and attempted (565, fourth) and starts (112, second).

Off the court, Shields excelled, as he was a two-time first-team Academic All-American and was chosen as NU's Big Ten Medal of Honor recipient. In addition, he was also one of five Division I student-athletes chosen for the NABC Good Works Team.

As a senior, he led the Huskers in scoring at 16.8 points per game while also adding 5.1 rebounds, 2.7 assists and 1.3 steals per game. He was among the Big Ten leaders in both scoring (fifth) and steals (seventh) as a senior, while ranking first or second on the team in scoring, rebounding

and assists. Shields closed his career by garnering a spot on the All-Big Ten Tournament team, averaging 19.7 points, 8.3 rebounds and 1.7 steals per game. Shields carried the Huskers to a win over Wisconsin with 20 points and nine rebounds and posted his first double-double of the year in the opening round against Rutgers with 20 points and a season-best 11 boards. The 20-point effort against Rutgers was one of 10 for Shields during his senior year. He posted his third career 30-point effort on Senior Night against Purdue, scoring a season-high 32 points on 11 of 19 shooting. His best performance of the year came at No. 11 Michigan State when he had 28 points in the win over the Spartans. Shields had started 106 straight games before suffering a concussion against Rutgers on Feb. 6 and missing four games. He returned to the lineup and was at his best, averaging 21.2 points per game and 5.5 rebounds per game in his final six contests.

Shields excelled on the court and in the classroom during his junior season. The 6-foot-7 forward started all 31 games for the Huskers and ranked among the Big Ten leaders in scoring (15.4 ppg, ninth), rebounding (6.0 rpg, 14th), free throw percentage (.827, fifth) and minutes played (35.3, fourth), establishing personal bests in each category. He was one of only two power conference players in the country averaging 15 points, 6.0 rebounds, 2.0 assists and 1.0 steals per game in 2014-15. Shields reached double figures in 26 contests, including nine games of at least 20 points, and closed his junior campaign with his second double-double of the season (20 points, 10 rebounds) against Penn State in the Big Ten Tournament. Off the court, he was a first-team Academic All-American, becoming the first-ever Husker to earn that prestigious honor. He scored a career-high 35 points in a win over Omaha, going 12-of-16 from the field, including 4-of-4 from 3-point range.

Shields was one of the Huskers' leaders as a sophomore, helping Nebraska make its first NCAA Tournament appearance since 1998. He earned honorable-mention All-Big Ten honors from the conference coaches and media, averaging 12.8 points and a team-high 5.8 rebounds per game. A two-time Big Ten Player of the Week, Shields reached double figures 21 times, highlighted by a season-high 33 points against Illinois. In that game, he also matched Nebraska's single-game record by going a perfect 15-of-15 from the foul line.

As a freshman, Shields played in 29 games, averaging 8.6 points and 5.1 rebounds per game. Shields played some of his best basketball in the Big Ten Tournament, averaging a team-high 16.5 ppg on 61 percent shooting and 5.5 rebounds per game. He led NU in scoring with a game-high 19 points and added six rebounds and a pair of steals in a 57-55 win over Purdue in the first round on March 14 before totaling 14 points and five rebounds in a quarterfinal loss to No. 10 Ohio State. Shields, who started every Big Ten game but the conference opener, ranked among the league's top freshmen in scoring (9.2 ppg, seventh), rebounding (6.0 rpg, second), field goal percentage (45.0 pct., seventh) and 3-point shooting (42.3 pct, second).

Shields graduated from Nebraska in May of 2016, and is playing professionally in Germany during the 2016-17 season.



SHIELDS' CAREER STATS

| Year | G-GS | MP-MPG | FG-FGA | Pct. | 3FG-3FGA | Pct. | FT-FTA | Pct. | O-D | Tot.-Avg. | F-DQ | A | TO | B | S | TP-Avg. |
|--------------|----------------|------------------|-----------------|-------------|---------------|-------------|----------------|-------------|----------------|----------------|---------------|------------|------------|-----------|------------|------------------|
| 2012-13 | 28-19 | 804-28.7 | 89-189 | .471 | 14-39 | .359 | 48-71 | .676 | 34-110 | 144-5.1 | 87-4 | 25 | 47 | 8 | 23 | 240-8.6 |
| 2013-14 | 32-32 | 1042-32.6 | 131-296 | .443 | 18-57 | .316 | 129-179 | .721 | 44-140 | 184-5.8 | 89-5 | 51 | 51 | 9 | 29 | 409-12.8 |
| 2014-15 | 31-31 | 1095-35.3 | 161-366 | .440 | 17-87 | .195 | 139-168 | .827 | 45-141 | 186-6.0 | 73-0 | 67 | 84 | 5 | 33 | 478-15.4 |
| 2015-16 | 30-30 | 921-30.7 | 181-385 | .470 | 28-77 | .364 | 113-147 | .769 | 39-114 | 153-5.1 | 55-2 | 80 | 72 | 10 | 38 | 503-16.8 |
| TOTAL | 121-112 | 3862-31.9 | 562-1236 | .455 | 77-260 | .296 | 429-565 | .759 | 162-505 | 667-5.5 | 304-11 | 223 | 254 | 32 | 123 | 1630-13.5 |

2015-16 REVIEW



OVERALL RECORD: 16-18

| ## | Player | TOTAL | | | | 3-PTS | | | REBOUNDS | | | | PF | | FO | | A | | TO | | Blk | | Stl | | Pts | Avg |
|------------------|-------------------|-----------|----|-------------|------|------------|-------------|-------------|------------|------------|-------------|------------|------------|-------------|------------|------------|-------------|-------------|------------|-----------|------------|------------|------------|------------|-------------|-------------|
| | | GP | GS | Min | Avg | FG | FGA | Pct | 3FG | FGA | Pct | FT | FTA | Pct | Off | Def | Tot | Avg | PF | FO | A | TO | Blk | Stl | | |
| 31 | Shields, Shavon | 30 | 30 | 921 | 30.7 | 181 | 385 | .470 | 28 | 77 | .364 | 113 | 147 | .769 | 39 | 114 | 153 | 5.1 | 55 | 2 | 80 | 72 | 10 | 38 | 503 | 16.8 |
| 03 | White III, Andrew | 34 | 34 | 1010 | 29.7 | 195 | 405 | .481 | 87 | 211 | .412 | 86 | 111 | .775 | 40 | 159 | 199 | 5.9 | 89 | 3 | 20 | 54 | 11 | 39 | 563 | 16.6 |
| 00 | Webster, Tai | 34 | 18 | 941 | 27.7 | 126 | 266 | .474 | 21 | 60 | .350 | 71 | 96 | .740 | 27 | 113 | 140 | 4.1 | 74 | 2 | 66 | 71 | 12 | 46 | 344 | 10.1 |
| 05 | Watson Jr., Glynn | 34 | 16 | 826 | 24.3 | 115 | 296 | .389 | 20 | 75 | .267 | 42 | 53 | .792 | 8 | 55 | 63 | 1.9 | 73 | 1 | 83 | 35 | 3 | 40 | 292 | 8.6 |
| 10 | McVeigh, Jack | 34 | 4 | 577 | 17.0 | 55 | 157 | .350 | 34 | 100 | .340 | 20 | 29 | .690 | 24 | 66 | 90 | 2.6 | 45 | 0 | 35 | 27 | 5 | 14 | 164 | 4.8 |
| 32 | Parker, Benny | 34 | 34 | 878 | 25.8 | 57 | 148 | .385 | 24 | 76 | .316 | 25 | 29 | .862 | 14 | 64 | 78 | 2.3 | 77 | 1 | 74 | 41 | 2 | 38 | 163 | 4.8 |
| 12 | Jacobson, Michael | 34 | 25 | 623 | 18.3 | 52 | 120 | .433 | 3 | 16 | .188 | 52 | 67 | .776 | 64 | 83 | 147 | 4.3 | 81 | 1 | 17 | 20 | 28 | 19 | 159 | 4.7 |
| 30 | Morrow Jr., Ed | 30 | 1 | 411 | 13.7 | 53 | 83 | .639 | 0 | 0 | .000 | 16 | 28 | .571 | 46 | 53 | 99 | 3.3 | 67 | 1 | 3 | 31 | 21 | 0 | 122 | 4.1 |
| 24 | Hammond, Jake | 29 | 8 | 311 | 10.7 | 23 | 53 | .434 | 0 | 0 | .000 | 17 | 39 | .436 | 42 | 39 | 81 | 2.8 | 45 | 0 | 6 | 13 | 17 | 5 | 63 | 2.2 |
| 23 | Fuller, Nick | 24 | 0 | 189 | 7.9 | 14 | 29 | .483 | 0 | 2 | .000 | 16 | 29 | .552 | 15 | 18 | 33 | 1.4 | 27 | 0 | 5 | 13 | 3 | 9 | 44 | 1.8 |
| 11 | Evelyn, Bakari | 18 | 0 | 88 | 4.9 | 7 | 23 | .304 | 2 | 15 | .133 | 8 | 8 | 1.000 | 2 | 7 | 9 | 0.5 | 14 | 0 | 4 | 8 | 0 | 0 | 24 | 1.3 |
| 04 | Trueblood, Johnny | 10 | 0 | 28 | 2.8 | 2 | 5 | .400 | 1 | 1 | 1.000 | 3 | 6 | .500 | 0 | 2 | 2 | 0.2 | 0 | 0 | 4 | 1 | 0 | 1 | 8 | 0.8 |
| 20 | Borchardt, Tanner | 8 | 0 | 28 | 3.5 | 3 | 3 | 1.000 | 0 | 0 | .000 | 0 | 0 | .000 | 2 | 7 | 9 | 1.1 | 5 | 0 | 0 | 5 | 0 | 0 | 6 | 0.8 |
| 15 | Laws, Malcolm | 6 | 0 | 19 | 3.2 | 0 | 3 | .000 | 0 | 1 | .000 | 1 | 2 | .500 | 0 | 2 | 2 | 0.3 | 4 | 0 | 0 | 0 | 0 | 1 | 1 | 0.2 |
| Total | | 34 | | 6850 | | 883 | 1976 | .447 | 220 | 634 | .347 | 470 | 644 | .730 | 377 | 821 | 1198 | 35.2 | 657 | 11 | 397 | 401 | 112 | 250 | 2456 | 72.2 |
| Opponents | | 34 | | 6850 | | 799 | 1823 | .438 | 227 | 620 | .366 | 520 | 723 | .719 | 321 | 809 | 1130 | 33.2 | 619 | 8 | 428 | 454 | 127 | 180 | 2345 | 69.0 |

BIG TEN RECORD: 6-12, 11TH PLACE

| ## | Player | TOTAL | | | | 3-PTS | | | REBOUNDS | | | | PF | | FO | | A | | TO | | Blk | | Stl | | Pts | Avg |
|------------------|-------------------|-----------|----|-------------|------|------------|-------------|-------------|------------|------------|-------------|------------|------------|-------------|------------|------------|------------|-------------|------------|----------|------------|------------|-----------|------------|-------------|-------------|
| | | GP | GS | Min | Avg | FG | FGA | Pct | 3FG | FGA | Pct | FT | FTA | Pct | Off | Def | Tot | Avg | PF | FO | A | TO | Blk | Stl | | |
| 31 | Shields, Shavon | 14 | 14 | 445 | 31.8 | 84 | 186 | .452 | 14 | 39 | .359 | 50 | 66 | .758 | 17 | 40 | 57 | 4.1 | 29 | 1 | 36 | 28 | 7 | 13 | 232 | 16.6 |
| 03 | White III, Andrew | 18 | 18 | 567 | 31.5 | 103 | 219 | .470 | 45 | 112 | .402 | 39 | 51 | .765 | 22 | 94 | 116 | 6.4 | 44 | 1 | 15 | 24 | 2 | 22 | 290 | 16.1 |
| 00 | Webster, Tai | 18 | 3 | 497 | 27.6 | 63 | 141 | .447 | 10 | 33 | .303 | 43 | 57 | .754 | 14 | 64 | 78 | 4.3 | 37 | 1 | 35 | 36 | 5 | 23 | 179 | 9.9 |
| 05 | Watson Jr., Glynn | 18 | 15 | 463 | 25.7 | 70 | 174 | .402 | 10 | 41 | .244 | 13 | 17 | .765 | 4 | 23 | 27 | 1.5 | 45 | 0 | 41 | 18 | 2 | 21 | 163 | 9.1 |
| 10 | McVeigh, Jack | 18 | 4 | 314 | 17.4 | 35 | 90 | .389 | 20 | 57 | .351 | 6 | 10 | .600 | 8 | 35 | 43 | 2.4 | 16 | 0 | 20 | 13 | 2 | 6 | 96 | 5.3 |
| 32 | Parker, Benny | 18 | 18 | 471 | 26.2 | 34 | 85 | .400 | 15 | 46 | .326 | 11 | 12 | .917 | 10 | 34 | 44 | 2.4 | 39 | 1 | 40 | 16 | 0 | 19 | 94 | 5.2 |
| 12 | Jacobson, Michael | 18 | 18 | 387 | 21.5 | 31 | 75 | .413 | 2 | 11 | .182 | 24 | 33 | .727 | 45 | 45 | 90 | 5.0 | 54 | 1 | 10 | 11 | 19 | 11 | 88 | 4.9 |
| 30 | Morrow Jr., Ed | 14 | 0 | 200 | 14.3 | 31 | 42 | .738 | 0 | 0 | .000 | 2 | 5 | .400 | 20 | 22 | 42 | 3.0 | 28 | 0 | 1 | 14 | 11 | 0 | 64 | 4.6 |
| 23 | Fuller, Nick | 10 | 0 | 90 | 9.0 | 7 | 15 | .467 | 0 | 0 | .000 | 1 | 4 | .250 | 6 | 5 | 11 | 1.1 | 15 | 0 | 2 | 6 | 2 | 4 | 15 | 1.5 |
| 24 | Hammond, Jake | 14 | 0 | 120 | 8.6 | 6 | 17 | .353 | 0 | 0 | .000 | 8 | 16 | .500 | 13 | 10 | 23 | 1.6 | 19 | 0 | 3 | 4 | 7 | 3 | 20 | 1.4 |
| 04 | Trueblood, Johnny | 4 | 0 | 11 | 2.8 | 1 | 2 | .500 | 1 | 1 | 1.000 | 1 | 2 | .500 | 0 | 1 | 1 | 0.3 | 0 | 0 | 0 | 0 | 0 | 0 | 4 | 1.0 |
| 11 | Evelyn, Bakari | 9 | 0 | 40 | 4.4 | 3 | 11 | .273 | 0 | 6 | .000 | 0 | 0 | .000 | 0 | 3 | 3 | 0.3 | 6 | 0 | 1 | 3 | 0 | 0 | 6 | 0.7 |
| 20 | Borchardt, Tanner | 4 | 0 | 12 | 3.0 | 1 | 1 | 1.000 | 0 | 0 | .000 | 0 | 0 | .000 | 1 | 5 | 6 | 1.5 | 2 | 0 | 0 | 3 | 0 | 0 | 2 | 0.5 |
| 15 | Laws, Malcolm | 3 | 0 | 8 | 2.7 | 0 | 0 | .000 | 0 | 0 | .000 | 0 | 0 | .000 | 0 | 1 | 1 | 0.3 | 0 | 0 | 0 | 0 | 0 | 1 | 0 | 0.0 |
| Total | | 18 | | 3625 | | 469 | 1058 | .443 | 117 | 346 | .338 | 198 | 273 | .725 | 187 | 399 | 586 | 32.6 | 334 | 5 | 204 | 182 | 57 | 123 | 1253 | 69.6 |
| Opponents | | 18 | | 3625 | | 437 | 951 | .460 | 133 | 339 | .392 | 259 | 359 | .721 | 171 | 440 | 611 | 33.9 | 293 | 5 | 255 | 225 | 71 | 79 | 1266 | 70.3 |

FINAL BIG TEN STANDINGS

| Team | Conference | | Overall | | Postseason |
|-----------------|------------|------|---------|------|-------------------|
| | W-L | Pct. | W-L | Pct. | |
| ^Indiana | 15-3 | .833 | 27-8 | .771 | NCAA Sweet 16 |
| %Michigan State | 13-5 | .722 | 29-6 | .829 | NCAA First Round |
| Maryland | 12-6 | .667 | 27-9 | .750 | NCAA Sweet 16 |
| Purdue | 12-6 | .667 | 26-9 | .743 | NCAA First Round |
| Iowa | 12-6 | .667 | 22-11 | .667 | NCAA Second Round |
| Wisconsin | 12-6 | .667 | 22-13 | .629 | NCAA Sweet 16 |
| Ohio State | 11-7 | .611 | 21-14 | .600 | NIT Second Round |
| Michigan | 10-8 | .556 | 23-13 | .639 | |
| Northwestern | 8-10 | .444 | 20-12 | .625 | |
| Penn State | 7-11 | .389 | 16-16 | .500 | |
| Nebraska | 6-12 | .333 | 16-18 | .471 | |
| Illinois | 5-13 | .278 | 15-19 | .441 | |
| Minnesota | 2-16 | .111 | 8-23 | .258 | |
| Rutgers | 1-17 | .056 | 7-25 | .219 | |

2015-16 NEBRASKA RECORD BY LINEUP

| No. | Starting Lineup | Record |
|-----|--------------------------------------------------|--------|
| 1. | Hammond, Parker, Shields, Webster, White III | 5-3 |
| 2. | Morrow, Parker, Shields, Webster, White III | 1-0 |
| 3. | Jacobson, Parker, Shields, Webster, White III | 3-6 |
| 4. | Jacobson, Parker, Shields, Watson Jr., White III | 6-6 |
| 5. | Jacobson, McVeigh, Parker, Watson Jr., White III | 1-3 |

ALL-BIG TEN TEAM (COACHES)

- First Team**
 Yogi Ferrell, Indiana
 Jarrod Uthoff, Iowa
 Denzel Valentine, Michigan State
 A.J. Hammons, Purdue
 Nigel Hayes, Wisconsin
- Second Team**
 Malcolm Hill, Illinois
 Peter Jok, Iowa
 Melo Trimble, Maryland
 Bryn Forbes, Michigan State
Shavon Shields, Nebraska

- Third Team**
 Thomas Bryant, Indiana
 Troy Williams, Indiana
 Diamond Stone, Maryland
 Derrick Walton Jr., Michigan
 Matt Costello, Michigan State
 Bronson Koenig, Wisconsin

Honorable Mention

- Robert Carter, Jr., Maryland; Jake Layman, Maryland;
 Rasheed Sulaimon, Maryland; Zak Irvin, Michigan
Andrew White III, Nebraska; Bryant McIntosh,
 Northwestern; Keita Bates-Diop, Ohio State; Marc
 Loving, Ohio State; Jae'Sean Tate, Ohio State;
 Brandon Taylor, Penn State; Vince Edwards, Purdue;
 Ethan Happ, Wisconsin

CONFERENCE HONORS

- Coach of the Year:** Tom Crean, Indiana
Player of the Year: Denzel Valentine, Michigan State
Defensive Player of the Year: A.J. Hammons, Purdue
Freshman of the Year: Ethan Happ, Wisconsin
Sixth Man of the Year: Max Bielfeldt, Indiana

ALL-BIG TEN TEAM (MEDIA)

- First Team**
 Yogi Ferrell, Indiana
 Jarrod Uthoff, Iowa
 Denzel Valentine, Michigan State
 A.J. Hammons, Purdue
 Nigel Hayes, Wisconsin
- Second Team**
 Malcolm Hill, Illinois
 Peter Jok, Iowa
 Melo Trimble, Maryland
 Bryn Forbes, Michigan State
 Matt Costello, Michigan State

Third Team

- Troy Williams, Indiana
 Diamond Stone, Maryland
Shavon Shields, Nebraska
 Brandon Taylor, Penn State
 Ethan Happ, Wisconsin

Honorable Mention:

- Thomas Bryant, Indiana; Mike Gesell, Iowa; Adam
 Woodbury, Iowa; Robert Carter, Jr., Maryland;
 Jake Layman, Maryland; Rasheed Sulaimon,
 Maryland; Zak Irvin, Michigan; Derrick Walton Jr.,
 Michigan; **Andrew White III, Nebraska;** Tre Demps,
 Northwestern; Bryant McIntosh, Northwestern;
 Keita Bates-Diop, Ohio State; Marc Loving, Ohio
 State; Jae'Sean Tate, Ohio State; Rapheal Davis,
 Purdue; Vince Edwards, Purdue; Caleb Swanigan,
 Wisconsin; Corey Sanders, Rutgers; Bronson Koenig,
 Wisconsin

CONFERENCE HONORS

- Coach of the Year:** Tom Crean, Indiana
Player of the Year: Denzel Valentine, Michigan State
Freshman of the Year: Ethan Happ, Wisconsin

GAME-BY-GAME REVIEW

| -----Nebraska Individual Leaders----- | | | | | | | | | |
|---------------------------------------|----------------------------|---------------|--------------|------------|-------------------------|--------------------------------|---------------------|--------------------------------|--|
| Date | Opponent | Result | Record (B1G) | Attendance | Points | Rebounds | Assists | Steals | |
| 11/14 | Mississippi Valley State | W, 97-51 | 1-0 (0-0) | 15,489 | White III, 18 | Fuller, 9 | Parker, 6 | White, Webster, 2 | |
| 11/17 | at No. 11 Villanova | L, 63-87 | 1-1 (0-0) | 6,500 | White III, 18 | Shields, 8 | Webster, 3 | Webster, 2 | |
| 11/19 | Delaware State | W, 75-60 | 2-1 (0-0) | 15,447 | Shields, 21 | Hammond, 7 | Shields, 7 | McVeigh, 3 | |
| 11/22 | Southeastern Louisiana ^ | W, 92-65 | 3-1 (0-0) | 15,533 | Watson, 14 | Shields, Jacobson, 7 | Parker, Watson 3 | Webster, 2 | |
| 11/24 | Arkansas-Pine Bluff ^ | W, 67-44 | 4-1 (0-0) | 15,502 | White III, 16 | Jacobson, 8 | Watson, 3 | Watson, 2 | |
| 11/27 | vs. No. 24 Cincinnati # | L, 61-65 | 4-2 (0-0) | NA | Webster, 21 | Webster, 8 | Webster, Watson, 3 | Parker, Watson 3 | |
| 11/28 | vs. Tennessee # | W, 82-71 | 5-2 (0-0) | NA | Webster, 18 | Hammond, 10 | Shields, 6 | Shields, Watson 3 | |
| 12/1 | No. 21 Miami | W, 77-72 (ot) | 5-3 (0-0) | 15,646 | Shields, 28 | White III, 6 | Webster, 4 | Shields, White III 2 | |
| 12/5 | Abilene Christian | W, 73-63 | 6-3 (0-0) | 15,491 | White III, 30 | White III, 7 | Watson, 5 | White III, 3 | |
| 12/9 | at Creighton | L, 67-83 | 6-4 (0-0) | 17,766 | White III, 28 | White III, 10 | Webster, 3 | White III, 3 | |
| 12/13 | Rhode Island | W, 70-67 | 7-4 (0-0) | 15,496 | Shields, 19 | Shields, 7 | Shields, Webster 3 | Shields, 2 | |
| 12/20 | Samford | L, 58-69 | 7-5 (0-0) | 14,871 | Shields, 25 | White III, 11 | Watson, 4 | Shields, 3 | |
| 12/22 | Prairie View A&M | W, 81-50 | 8-5 (0-0) | 14,754 | White III, Shields 19 | Morrow, 6 | Shields, Parker, 4 | Webster, 3 | |
| 12/30 | Northwestern * | L, 72-81 | 8-6 (0-1) | 14,924 | White III 22 | White III, Parker, 5 | Parker, 7 | Parker, 3 | |
| 1/2 | Indiana * | L, 69-79 | 8-7 (0-2) | 14,961 | White III, McVeigh 16 | McVeigh, Shields, White III 6 | Shields, 6 | Jacobson, 3 | |
| 1/5 | at No. 19 Iowa * | L, 66-77 | 8-8 (0-3) | 11,736 | Webster 22 | White III, 8 | Shields, 4 | Four players with 1 | |
| 1/9 | at Rutgers * | W, 90-56 | 9-8 (1-3) | 4,454 | White III 28 | White III 9 | Watson, 4 | Parker, 3 | |
| 1/12 | Minnesota * | W, 84-59 | 10-8 (2-3) | 15,628 | Shields, 24 | Shields, 8 | Webster, 5 | Watson, 4 | |
| 1/16 | at Illinois * | W, 78-67 | 11-8 (3-3) | 12,510 | White III 21 | White III, 13 | Shields, 5 | Watson, Parker 1 | |
| 1/20 | at No. 11 Michigan State * | W, 72-71 | 12-8 (4-3) | 14,797 | Shields, 28 | Jacobson, 8 | Webster, 3 | Watson, Parker 2 | |
| 1/23 | Michigan * | L, 68-81 | 12-9 (4-4) | 15,745 | Watson Jr. White III 15 | Morrow, 6 | Shields, 3 | Webster 5 | |
| 1/30 | at No. 21 Purdue * | L, 74-89 | 12-10 (4-5) | 14,846 | White III, 18 | White III, 6 | Parker, 5 | Webster, 3 | |
| 2/3 | No. 4 Maryland * | L, 65-70 | 12-11 (4-6) | 15,693 | White III, 19 | White III, 9 | Shields, 4 | Webster, 3 | |
| 2/6 | Rutgers * | W, 87-63 | 13-11 (5-6) | 15,695 | White III, 21 | White III, 8 | Watson Jr., 9 | Fuller, Shields, Watson Jr. 2 | |
| 2/10 | at Wisconsin * | L, 61-72 | 13-12 (5-7) | 17,287 | Watson Jr. 16 | Jacobson 9 | Parker 3 | White III, Hammond, Webster 1 | |
| 2/13 | Penn State * | W, 70-54 | 14-12 (6-7) | 15,613 | White III 35 | Hammond, 5 | Four players with 2 | White, Watson 3 | |
| 2/17 | at No. 22 Indiana * | L, 64-80 | 14-13 (6-8) | 17,472 | McVeigh, 17 | White, Hammond, 5 | Watson Jr. 4 | White III, 3 | |
| 2/20 | Ohio State * | L, 62-65 (ot) | 14-14 (6-9) | 15,679 | McVeigh, 16 | Jacobson, 9 | Webster, 5 | White III, 2 | |
| 2/25 | at Penn State * | L, 55-56 | 14-15 (6-10) | 7,385 | Shields, 25 | White III, Webster, Jacobson 6 | Webster 4 | Webster, 3 | |
| 3/1 | No. 15 Purdue * | W, 81-62 | 14-16 (6-11) | 15,572 | Shields, 32 | Webster, 8 | Watson Jr. 2 | Shields, Webster, Watson Jr. 1 | |
| 3/6 | at Northwestern * | L, 54-65 | 14-17 (6-12) | 7,702 | Webster, White III 13 | Jacobson, 7 | Paker, Webster, 3 | White, Parker 3 | |
| 3/9 | vs. Rutgers \$ | W, 89-72 | 15-17 (6-12) | 16,528 | Shields, 20 | Shields, 11 | Watson, 5 | Shields, 4 | |
| 3/10 | vs. Wisconsin \$ | W, 70-58 | 16-17 (6-12) | 15,751 | Shields, 20 | Shields, 9 | Shields, 2 | Parker, Webster, 3 | |
| 3/11 | vs. No. 18 Maryland \$ | W, 97-86 | 16-18 (6-12) | 15,942 | White III, 25 | Jacobson, 6 | Watson, 3 | Parker, 3 | |

* - Big Ten game; #-Barclays Center Classic (Brooklyn, N.Y.); ^-Barclays Center Classic (Lincoln, Neb.); &-Big Ten Tournament (Indianapolis, Ind.)

MISCELLANEOUS REVIEW

| Nebraska Record When: | All | Home | Away |
|-------------------------------|-------|------|------|
| Ahead at Halftime | 14-5 | 9-5 | 5-0 |
| Behind at Halftime | 1-12 | 1-3 | 0-9 |
| Tied at Halftime | 1-1 | 0-0 | 1-1 |
| Bench Outscores Opponent's | 10-6 | 6-2 | 4-4 |
| Opponent Bench Outscores NU | 4-12 | 2-6 | 2-6 |
| Bench scoring is even | 2-0 | 2-0 | 0-0 |
| Shooting 50% or Better | 8-0 | 5-0 | 3-0 |
| Shooting Under 50% | 8-18 | 5-8 | 3-10 |
| Opp. Shoots 50% or Better | 0-9 | 0-4 | 0-5 |
| Opp. Shoots Under 50% | 16-9 | 10-4 | 6-5 |
| Outshooting Opponent (pct.) | 14-4 | 8-3 | 6-1 |
| Outshot by Opponent (pct.) | 2-14 | 2-6 | 0-8 |
| Shooting is even | 0-0 | 0-0 | 0-0 |
| Outrebounding Opponent | 13-4 | 8-1 | 5-3 |
| Outrebounded by Opponent | 3-14 | 2-7 | 1-7 |
| Rebounds are Even | 0-0 | 0-0 | 0-0 |
| Committing More TOs than Opp | 3-6 | 0-1 | 3-5 |
| Committing Fewer TOs than Opp | 12-10 | 9-5 | 3-5 |
| Turnovers are Even | 1-2 | 1-2 | 0-0 |
| Leading with 5:00 left | 15-1 | 9-1 | 6-0 |
| Trailing with 5:00 left | 1-16 | 1-6 | 0-10 |
| Tied with 5:00 left | 0-1 | 0-1 | 0-0 |
| In Overtime | 0-2 | 0-2 | 0-0 |
| Scoring 80 or more points | 8-1 | 5-0 | 3-1 |
| Scoring 61 to 79 points | 8-14 | 5-7 | 3-7 |
| Scoring 60 or fewer points | 0-3 | 0-1 | 0-2 |
| Allowing 80 or more points | 0-8 | 0-3 | 0-5 |
| Allowing 61 to 79 points | 8-9 | 4-5 | 4-4 |
| Allowing 60 or fewer points | 8-1 | 6-0 | 2-1 |

HOME/AWAY/NEUTRAL STATISTICS

Field-Goal Percentage by Site:

| | | |
|-----|---------------------------|---------------------------|
| NU | H (PBA) --457-1039 = 44.0 | A - 426-937 = 45.5 |
| OPP | A --389-871 = 44.7 | H (PBA) -- 410-952 = 43.1 |

Free-Throw Percentage by Site:

| | | |
|-----|--------------------------|--------------------------|
| NU | H (PBA) - 286-390 = 73.3 | A --184-254 = 72.4 |
| OPP | A --262-368 = 71.2 | H (PBA) --258-355 = 72.7 |

NU Average at home: 73.6 ppg (1324)
 Opp. Average at home: 65.5 ppg (1179)

NU Average on Road/Neutral: 70.8 ppg (1132)
 Opp. Average on Road/Neutral: 72.9 ppg (1166)

ATTENDANCE

| Location | G | W-L | Total | Avg. | High |
|---------------|-----------|--------------|----------------|---------------|---------------|
| Home | 18 | 10-8 | 277,739 | 15,430 | 15,695 |
| Big Ten | 9 | 3-6 | 139,510 | 15,501 | 15,695 |
| Away | 11 | 3-8 | 132,455 | 12,041 | 17,766 |
| Big Ten | 9 | 3-6 | 108,189 | 12,021 | 17,412 |
| Neutral | 5 | 3-2 | 55,348 | 11,070 | 15,942 |
| Totals | 34 | 16-18 | 465,542 | 13,692 | 17,766 |

2015-16 REVIEW



2016-17 NEBRASKA BASKETBALL

GAME COMPARISONS

| Team | FG-FGA | Pct. | 3FG-3FGA | Pct. | FT-FTA | Pct. | O-D | Reb. | PF | A | TO | B | S | Pts. | W/L |
|--------------------------|--------|------|----------|------|--------|------|-------|------|----|----|----|----|----|------|--------|
| Mississippi Valley State | 15-58 | .259 | 3-16 | .188 | 18-24 | .750 | 15-20 | 35 | 27 | 6 | 21 | 2 | 10 | 51 | |
| at Nebraska | 31-57 | .544 | 10-22 | .455 | 25-34 | .735 | 12-32 | 44 | 21 | 17 | 15 | 3 | 11 | 97 | W |
| at No. 11 Villanova | 31-63 | .492 | 9-30 | .300 | 16-20 | .800 | 10-23 | 33 | 17 | 20 | 8 | 5 | 10 | 87 | |
| Nebraska | 23-61 | .377 | 7-23 | .304 | 10-13 | .769 | 17-23 | 40 | 21 | 9 | 22 | 2 | 7 | 63 | L |
| Delaware State | 21-47 | .447 | 5-11 | .455 | 13-22 | .591 | 10-17 | 27 | 24 | 6 | 17 | 1 | 6 | 60 | |
| at Nebraska | 22-50 | .440 | 12-28 | .429 | 19-25 | .760 | 15-19 | 34 | 22 | 19 | 16 | 4 | 7 | 75 | W |
| Southeastern Louisiana | 24-59 | .407 | 0-14 | .000 | 17-25 | .680 | 8-23 | 31 | 25 | 8 | 16 | 6 | 7 | 65 | |
| at Nebraska | 32-69 | .464 | 6-13 | .462 | 22-32 | .688 | 19-33 | 52 | 22 | 14 | 14 | 3 | 4 | 92 | W |
| Arkansas-Pine Bluff | 15-49 | .306 | 3-13 | .231 | 11-20 | .550 | 7-26 | 33 | 27 | 6 | 12 | 7 | 6 | 44 | |
| at Nebraska | 21-55 | .382 | 2-19 | .105 | 23-32 | .719 | 16-34 | 50 | 21 | 10 | 11 | 4 | 5 | 67 | W |
| vs. No. 24 Cincinnati | 21-54 | .389 | 7-17 | .412 | 16-24 | .667 | 16-23 | 39 | 13 | 15 | 11 | 3 | 2 | 65 | |
| Nebraska | 22-52 | .423 | 7-16 | .438 | 10-11 | .909 | 7-22 | 29 | 20 | 12 | 12 | 4 | 9 | 61 | L |
| vs. Tennessee | 21-59 | .356 | 8-20 | .400 | 21-26 | .808 | 9-21 | 30 | 23 | 13 | 11 | 7 | 6 | 71 | |
| Nebraska | 30-61 | .492 | 6-13 | .462 | 16-27 | .593 | 14-32 | 46 | 19 | 11 | 13 | 0 | 8 | 82 | W |
| No. 21 Miami | 24-58 | .414 | 6-21 | .286 | 23-28 | .821 | 12-29 | 41 | 16 | 8 | 14 | 4 | 4 | 77 | |
| at Nebraska | 27-64 | .422 | 9-18 | .500 | 9-12 | .750 | 9-25 | 34 | 22 | 10 | 12 | 4 | 7 | 72 | L (OT) |
| Abilene Christian | 22-47 | .468 | 5-15 | .333 | 14-17 | .824 | 4-21 | 25 | 23 | 5 | 20 | 4 | 8 | 63 | |
| at Nebraska | 21-49 | .429 | 4-16 | .250 | 27-36 | .750 | 11-23 | 34 | 18 | 10 | 12 | 5 | 12 | 73 | W |
| at Creighton | 28-54 | .519 | 6-17 | .353 | 21-34 | .618 | 6-34 | 40 | 17 | 17 | 13 | 4 | 6 | 83 | |
| Nebraska | 27-68 | .397 | 4-21 | .190 | 9-13 | .692 | 9-27 | 36 | 27 | 11 | 14 | 5 | 8 | 67 | L |
| Rhode Island | 27-44 | .491 | 9-20 | .450 | 4-8 | .500 | 9-19 | 28 | 21 | 12 | 17 | 5 | 4 | 67 | |
| at Nebraska | 22-43 | .512 | 6-8 | .750 | 20-24 | .833 | 5-21 | 26 | 12 | 12 | 17 | 4 | 7 | 70 | W |
| Samford | 20-49 | .408 | 8-17 | .471 | 21-26 | .808 | 3-22 | 25 | 17 | 11 | 9 | 1 | 7 | 69 | |
| at Nebraska | 21-48 | .438 | 6-22 | .273 | 10-20 | .500 | 10-29 | 39 | 22 | 10 | 17 | 3 | 7 | 58 | L |
| Prairie View A&M | 18-53 | .340 | 1-13 | .077 | 13-16 | .813 | 9-20 | 29 | 24 | 2 | 17 | 2 | 7 | 50 | |
| at Nebraska | 28-56 | .500 | 4-14 | .286 | 21-29 | .724 | 13-28 | 41 | 18 | 17 | 13 | 0 | 9 | 81 | W |
| Northwestern | 29-58 | .500 | 10-23 | .435 | 13-17 | .765 | 14-26 | 40 | 11 | 14 | 7 | 1 | 3 | 81 | |
| at Nebraska | 27-60 | .450 | 11-26 | .423 | 7-8 | .875 | 8-17 | 25 | 16 | 18 | 6 | 3 | 3 | 72 | L |
| Indiana | 28-51 | .549 | 9-18 | .500 | 14-23 | .609 | 6-27 | 33 | 19 | 16 | 14 | 4 | 6 | 79 | |
| at Nebraska | 24-55 | .436 | 8-20 | .400 | 13-20 | .650 | 7-24 | 31 | 24 | 11 | 14 | 4 | 8 | 69 | L |
| at No. 19 Iowa | 23-53 | .434 | 7-17 | .412 | 24-32 | .750 | 12-25 | 37 | 15 | 14 | 7 | 7 | 4 | 77 | |
| Nebraska | 25-58 | .431 | 7-20 | .350 | 9-16 | .563 | 11-23 | 34 | 26 | 8 | 9 | 2 | 4 | 66 | L |
| at Rutgers | 17-51 | .333 | 2-17 | .118 | 20-28 | .714 | 9-16 | 25 | 12 | 8 | 12 | 2 | 4 | 56 | |
| Nebraska | 37-65 | .569 | 7-18 | .389 | 9-14 | .643 | 15-28 | 43 | 19 | 15 | 11 | 4 | 8 | 90 | W |
| Minnesota | 21-51 | .412 | 3-17 | .176 | 14-18 | .778 | 7-15 | 22 | 19 | 7 | 16 | 3 | 6 | 59 | |
| at Nebraska | 30-58 | .517 | 5-18 | .278 | 19-24 | .792 | 16-24 | 40 | 19 | 17 | 14 | 4 | 9 | 84 | W |
| at Illinois | 23-59 | .390 | 11-37 | .297 | 10-15 | .667 | 3-21 | 24 | 19 | 16 | 6 | 0 | 3 | 67 | |
| Nebraska | 30-56 | .536 | 6-13 | .462 | 12-18 | .667 | 8-32 | 42 | 15 | 10 | 10 | 4 | 2 | 78 | W |
| at No. 11 Michigan State | 24-57 | .421 | 11-18 | .611 | 12-21 | .571 | 12-26 | 38 | 15 | 19 | 10 | 4 | 2 | 71 | |
| Nebraska | 29-58 | .500 | 4-14 | .286 | 10-14 | .714 | 5-27 | 32 | 17 | 8 | 6 | 0 | 7 | 72 | W |
| Michigan | 25-47 | .532 | 11-21 | .524 | 20-23 | .870 | 8-24 | 32 | 15 | 18 | 14 | 2 | 6 | 81 | |
| at Nebraska | 28-58 | .483 | 6-22 | .273 | 6-9 | .667 | 8-16 | 24 | 18 | 11 | 10 | 3 | 9 | 68 | L |
| at No. 21 Purdue | 33-56 | .589 | 7-12 | .583 | 16-18 | .889 | 10-28 | 38 | 13 | 27 | 15 | 5 | 2 | 89 | |
| Nebraska | 28-62 | .452 | 7-21 | .333 | 11-13 | .846 | 7-15 | 22 | 23 | 12 | 9 | 3 | 10 | 74 | L |
| No. 4 Maryland | 25-49 | .510 | 7-16 | .438 | 13-22 | .591 | 12-31 | 43 | 18 | 14 | 18 | 13 | 4 | 70 | |
| at Nebraska | 21-66 | .318 | 7-23 | .304 | 16-22 | .727 | 16-19 | 35 | 18 | 6 | 6 | 1 | 9 | 65 | L |
| Rutgers | 24-58 | .414 | 5-12 | .417 | 10-14 | .714 | 9-23 | 32 | 15 | 11 | 14 | 2 | 7 | 63 | |
| at Nebraska | 34-67 | .507 | 8-22 | .364 | 11-12 | .917 | 11-28 | 39 | 13 | 22 | 10 | 3 | 9 | 87 | W |
| at Wisconsin | 22-43 | .513 | 11-18 | .611 | 17-28 | .607 | 7-21 | 28 | 13 | 13 | 11 | 2 | 4 | 72 | |
| Nebraska | 24-59 | .407 | 4-13 | .308 | 9-12 | .750 | 14-19 | 33 | 23 | 7 | 10 | 4 | 3 | 61 | L |
| Penn State | 21-55 | .382 | 6-23 | .261 | 6-9 | .667 | 14-20 | 34 | 15 | 9 | 17 | 4 | 6 | 54 | |
| at Nebraska | 25-54 | .463 | 8-18 | .444 | 12-13 | .923 | 10-22 | 32 | 13 | 10 | 14 | 3 | 11 | 70 | W |
| at No. 22 Indiana | 27-51 | .529 | 9-21 | .429 | 17-23 | .739 | 8-24 | 33 | 17 | 15 | 12 | 2 | 4 | 80 | |
| Nebraska | 26-53 | .491 | 6-15 | .400 | 6-10 | .600 | 6-20 | 26 | 19 | 12 | 11 | 3 | 5 | 64 | L |
| Ohio State | 21-54 | .389 | 3-14 | .214 | 20-26 | .769 | 15-34 | 49 | 23 | 6 | 17 | 8 | 6 | 65 | |
| at Nebraska | 19-70 | .271 | 9-35 | .257 | 15-23 | .652 | 19-21 | 40 | 23 | 10 | 9 | 6 | 6 | 62 | L (OT) |
| at Penn State | 20-51 | .392 | 11-25 | .440 | 5-7 | .440 | 7-22 | 29 | 17 | 11 | 13 | 3 | 4 | 56 | |
| Nebraska | 19-47 | .404 | 5-14 | .357 | 12-17 | .706 | 9-23 | 32 | 12 | 9 | 12 | 4 | 8 | 55 | L |
| No. 15 Purdue | 30-53 | .556 | 7-15 | .467 | 14-17 | .824 | 6-29 | 35 | 19 | 22 | 8 | 6 | 3 | 81 | |
| at Nebraska | 24-60 | .400 | 3-13 | .231 | 11-15 | .733 | 10-19 | 29 | 18 | 7 | 8 | 1 | 3 | 62 | L |
| at Northwestern | 24-53 | .453 | 3-14 | .214 | 14-18 | .778 | 12-28 | 40 | 18 | 15 | 14 | 3 | 4 | 65 | |
| Nebraska | 19-52 | .365 | 6-21 | .286 | 10-13 | .769 | 7-19 | 26 | 18 | 11 | 12 | 5 | 9 | 54 | L |
| vs. Rutgers | 24-56 | .429 | 7-15 | .467 | 17-22 | .773 | 11-23 | 34 | 17 | 15 | 17 | 2 | 4 | 72 | |
| Nebraska | 33-70 | .471 | 7-16 | .438 | 16-21 | .762 | 17-24 | 41 | 17 | 18 | 10 | 2 | 11 | 89 | W |
| vs. Wisconsin | 16-53 | .302 | 4-20 | .200 | 22-30 | .733 | 10-23 | 33 | 18 | 9 | 12 | 1 | 7 | 58 | |
| Nebraska | 23-49 | .469 | 2-8 | .250 | 22-28 | .786 | 6-32 | 38 | 22 | 4 | 13 | 7 | 9 | 70 | W |
| vs. No. 18 Maryland | 35-58 | .603 | 13-22 | .591 | 14-22 | .636 | 11-25 | 36 | 17 | 20 | 14 | 2 | 4 | 97 | |
| Nebraska | 31-66 | .470 | 11-31 | .355 | 13-14 | .929 | 10-18 | 28 | 19 | 9 | 8 | 5 | 6 | 86 | L |



2015-16 INDIVIDUAL SUPERLATIVES

Nebraska Individual Game Highs

| | | |
|--------------------------|-------------|------------------------------------------------------|
| Points | 35 | White III, Andrew vs Penn State (2/13/16) |
| | 32 | Shields, Shavon vs Purdue (3/1/16) |
| | 30 | White III, Andrew vs Abilene Christian (12/05/15) |
| Field Goals Made | 12 | Shields, Shavon at Michigan State (1/20/16) |
| Field Goal Att. | 25 | Shields, Shavon vs Miami (FL) (12/1/15) |
| FG Pct (min 5 made) | 1.000 (5-5) | Morrow Jr., Ed at Rutgers (1/9/16) |
| | 1.000 (5-5) | Morrow Jr., Ed vs SE Louisiana (11/22/15) |
| 3-Point FG Made | 6 | White III, Andrew vs Penn State (2/13/16) |
| 3-Point FG Att. | 12 | White III, Andrew vs Abilene Christian (12/5/15) |
| 3-Pt FG Pct (min 2 made) | 1.000 (4-4) | McVeigh, Jack vs Mississippi Valley State (11/14/15) |
| Free Throws Made | 14 | White III, Andrew vs Abilene Christian (12/5/15) |
| Free Throw Att. | 16 | White III, Andrew vs Abilene Christian (12/5/15) |
| FT Pct (min 4 made) | 1.000 (8-8) | Shields, Shavon vs Purdue (3/1/16) |
| | 1.000 (7-7) | White III, Andrew vs Penn State (2/13/16) |
| Rebounds | 13 | White III, Andrew at Illinois (1/16/16) |
| Assists | 9 | Watson Jr., Glynn vs Rutgers (2/6/16) |
| Steals | 5 | Webster, Tai vs Michigan (1/23/16) |
| Blocked Shots | 4 | Jacobson, Michael vs Wisconsin (3/10/16) |
| | 4 | Morrow Jr., Ed at Penn State (2/25/16) |
| | 4 | Hammond, Jake vs Miami (FL) (12/1/15) |
| Turnovers | 6 | Shields, Shavon vs Tennessee (11/28/15) |
| | 6 | Webster, Tai at Villanova (11/17/15) |
| Minutes | 40 | Shields, Shavon vs Miami (FL) (12/1/15) |

Opponent Individual Game Highs

| | | |
|--------------------------|-------------|------------------------------------------------------|
| Points | 32 | Hammons, A.J. at Purdue (01/30/16) |
| | 28 | Sanders, Corey vs Rutgers (2/06/16) |
| | 28 | Pardon, Dererk vs Northwestern (12/30/15) |
| Field Goals Made | 14 | Hammons, A.J. at Purdue (1/30/16) |
| Field Goal Att. | 20 | Sanders, Corey vs Rutgers (2/6/16) |
| FG Pct (min 5 made) | .889 (8-9) | Williams, Troy at Indiana (2/17/16) |
| 3-Point FG Made | 6 | Layman, Jake vs Maryland (3/11/16) |
| | 6 | Valentine, Denzel at Michigan State (1/20/16) |
| 3-Point FG Att. | 10 | Garner, Shep at Penn State (2/25/16) |
| | 10 | Nunn, Kendrick at Illinois (1/16/16) |
| 3-Pt FG Pct (min 2 made) | 1.000 (4-4) | Harris, Eron at Michigan State (1/20/16) |
| | 1.000 (3-3) | Brown, Vitto at Wisconsin (2/10/16) |
| Free Throws Made | 11 | Gesell, Mike at Iowa (1/5/16) |
| Free Throw Att. | 13 | Gesell, Mike at Iowa (1/5/16) |
| FT Pct (min 4 made) | 1.000 (8-8) | Cunningham, Christen vs Samford (12/20/15) |
| | 1.000 (7-7) | Williams, Mike at Rutgers (1/9/16) |
| Rebounds | 12 | Tate, Jae'Sean vs Ohio State (2/20/16) |
| | 12 | Swanigan, Caleb at Purdue (1/30/16) |
| | 12 | Walton Jr., Derrick vs Michigan (1/23/16) |
| | 12 | Pardon, Dererk vs Northwestern (12/30/15) |
| Assists | 10 | Gesell, Mike at Iowa (1/5/16) |
| Steals | 6 | Young, Damian vs Mississippi Valley State (11/14/15) |
| Blocked Shots | 8 | Stone, Diamond vs Maryland (2/03/16) |
| Turnovers | 5 | Happ, Ethan vs Wisconsin (3/10/16) |
| | 5 | McIntosh, Bryant at Northwestern (3/6/16) |
| | 5 | Sanders, Corey vs Rutgers (2/6/16) |
| | 5 | Wentz, Parker vs Abilene Christian (12/5/15) |
| | 5 | Punter, Kevin vs Tennessee (11/28/15) |
| | 5 | Hughes, Todd vs Delaware State (11/19/15) |

MISCELLANEOUS STREAKS

| | |
|-------------------------------------------|--------------------------------------------------------------------|
| Biggest margin of victory | 46, Mississippi Valley State (11/14/15) |
| Biggest margin of defeat | 24, at Villanova (11/17/15) |
| Largest deficit overcome in win | 11; Rhode Island (12/13/15) |
| Largest halftime deficit overcome in win | 5; Rhode Island (12/13/15) |
| Largest lead surrendered in loss | 12, Northwestern (12/30/15) |
| Largest halftime lead surrendered in loss | 4; Samford (12/20/15) |
| Largest lead at any time | 46, Mississippi Valley St. (11/14/15); vs. SE Louisiana (11/22/15) |
| Largest deficit at any time | 30, at Villanova (11/17/15) |
| Largest runs without opponent scoring | 17, Mississippi Valley State (14:08-9:07, 2nd) |
| Largest opponent run without NU scoring | 22, at Villanova (6:56-0:23, 1st) |

2015-16 NEBRASKA WIN/LOSS MARGIN

| Category | 1 | 2 | 3 | 4 | 5 | 6 | 7 | 8 | 9 | 10 | 11 | 12 | 13 | 14 | 15 | 16 | 17 | 18 | 19 | 20 | +20 |
|---------------|---|---|---|---|---|---|---|---|---|----|----|----|----|----|----|----|----|----|----|----|-----|
| Husker Wins | 1 | 0 | 1 | 0 | 0 | 0 | 0 | 0 | 0 | 1 | 1 | 2 | 0 | 0 | 1 | 1 | 1 | 0 | 0 | 0 | 7 |
| Husker Losses | 1 | 0 | 1 | 1 | 2 | 0 | 0 | 0 | 1 | 0 | 4 | 1 | 1 | 0 | 1 | 2 | 0 | 0 | 1 | 0 | 1 |

2015-16 TEAM SUPERLATIVES

Nebraska Team Game Highs

| | | |
|-------------------------------|--------------|---------------------------------------------|
| Points | 97 | Mississippi Valley State (11/14/15) |
| Field Goals Made | 37 | at Rutgers (1/9/16) |
| Field Goals Attempts | 70 | Ohio State (02/20/16); vs. Rutgers (3/9/16) |
| Field Goal Percentage | .569 (37-65) | at Rutgers (1/9/16) |
| 3-Point Field Goals Made | 12 | Delaware State (11/19/15) |
| 3-Point Field Goal Attempts | 35 | Ohio State (2/20/16) |
| 3-Point Field Goal Percentage | .750 (6-8) | Rhode Island (12/13/15) |
| Free Throw Made | 27 | Abilene Christian (12/5/15) |
| Free Throw Attempt | 36 | Abilene Christian (12/5/15) |
| Free Throw Percentage | .929 (13-14) | vs. Maryland (3/11/16) |
| Rebounds | 52 | Southeastern Louisiana (11/22/15) |
| Assists | 22 | Rutgers (2/06/16) |
| Steals | 12 | Abilene Christian (12/5/15) |
| Blocked Shots | 7 | vs Wisconsin (3/10/16) |
| Turnovers | 22 | at Villanova (11/17/15) |
| Fouls | 27 | at Creighton (12/9/15) |

Nebraska Team Game Lows

| | | |
|-------------------------------|--------------|---------------------------------------------------------|
| Points | 54 | at Northwestern (3/6/16) |
| Field Goals Made | 19 | Three times |
| Field Goal Attempts | 43 | Rhode Island (12/13/15) |
| Field Goal Percentage | .271 (19-70) | Ohio State (2/20/16) |
| 3-Point Field Goals Made | 2 | Arkansas-Pine Bluff (11/24/15); vs. Wisconsin (3/10/16) |
| 3-Point Field Goal Attempts | 8 | Rhode Island (12/13/15); vs. Wisconsin (3/10/16) |
| 3-Point Field Goal Percentage | .105 (2-19) | Arkansas-Pine Bluff (11/24/15) |
| Free Throw Made | 6 | Michigan (1/23/16); at Indiana (2/17/16) |
| Free Throw Attempts | 8 | Northwestern (12/30/15) |
| Free Throw Percentage | .500 (10-20) | Samford (12/20/15) |
| Rebounds | 22 | at Purdue (1/30/16) |
| Assists | 4 | vs. Wisconsin (3/10/16) |
| Steals | 2 | at Illinois (1/16/16) |
| Blocked Shots | 0 | Three Times |
| Turnovers | 6 | Three Times |
| Fouls | 12 | Rhode Island (12/13/15); at Penn State (2/25/16) |

Opponent Team Game Highs

| | | |
|-------------------------------|--------------|-------------------------------------------------------------------|
| Points | 97 | vs. Maryland (3/11/16) |
| Field Goals Made | 35 | vs. Maryland (3/11/16) |
| Field Goal Attempts | 63 | at Villanova (11/17/15) |
| Field Goal Percentage | .603 (35-58) | vs. Maryland (3/11/16) |
| 3-Point Field Goals Made | 13 | vs. Maryland (3/11/16) |
| 3-Point Field Goal Attempts | 37 | at Illinois (1/16/16) |
| 3-Point Field Goal Percentage | .611 (11-18) | at Wisconsin (2/10/16); at Michigan St. (1/20/16) |
| Free Throw Made | 24 | at Iowa (1/5/16) |
| Free Throw Attempts | 34 | at Creighton (12/9/15) |
| Free Throw Percentage | .889 (16-18) | at Purdue (1/30/16) |
| Rebounds | 49 | Ohio State (2/20/16) |
| Assists | 27 | at Purdue (1/30/16) |
| Steals | 10 | at Villanova (11/17/15); Mississippi Valley State (11/14/15) |
| Blocked Shots | 13 | Maryland (2/3/16) |
| Turnovers | 21 | Mississippi Valley State (11/14/15) |
| Fouls | 27 | Arkansas-Pine Bluff (11/24/15); Mississippi Valley St. (11/14/15) |

Opponent Team Game Lows

| | | |
|-------------------------------|--------------|--------------------------------------------------|
| Points | 44 | Arkansas-Pine Bluff (11/24/15) |
| Field Goals Made | 15 | Mississippi Valley State (11/14/15) |
| | | Arkansas-Pine Bluff (11/24/15) |
| Field Goal Attempts | 43 | at Wisconsin (2/10/16) |
| Field Goal Percentage | .259 (15-58) | Mississippi Valley State (11/14/15) |
| 3-Point Field Goals Made | 0 | Southeastern Louisiana (11/22/15) |
| 3-Point Field Goal Attempts | 11 | Delaware State (11/19/15) |
| 3-Point Field Goal Percentage | .000 (0-14) | Southeastern Louisiana (11/22/15) |
| Free Throw Made | 4 | Rhode Island (12/13/15) |
| Free Throw Attempts | 7 | at Penn State (2/25/16) |
| Free Throw Percentage | .500 (4-8) | Rhode Island (12/13/15) |
| Rebounds | 22 | Minnesota (12/12/16) |
| Assists | 2 | Prairie View A&M (12/22/15) |
| Steals | 2 | at Michigan State (1/20/16); at Purdue (1/30/16) |
| Blocked Shots | 0 | at Illinois (1/16/16) |
| Turnovers | 6 | at Illinois (1/16/16) |
| Fouls | 11 | Northwestern (12/30/15) |

2015-16 REVIEW



GAME 13 NEBRASKA 81, PRAIRIE VIEW A&M 50

12/22/15 7:05 p.m. at Pinnacle Bank Arena (Lincoln, Neb.)

Prairie View A&M 50 • 0-11

Player stats for Game 13: Total, 3-Ptr, Rebounds, PF, TP, A TO Blk Stl Min

FG % 1st Half: 12-29 41.4% 2nd half: 6-24 25.0% Game: 18-53 34.0%
3FG % 1st Half: 1-6 16.7% 2nd half: 0-7 0.0% Game: 1-13 7.7%
FT % 1st Half: 3-3 100.0 2nd half: 10-13 76.9% Game: 13-16 81.3%

Nebraska 81 • 8-5

Player stats for Game 13: Total, 3-Ptr, Rebounds, PF, TP, A TO Blk Stl Min

FG % 1st Half: 10-24 41.7% 2nd half: 18-32 56.3% Game: 28-56 50.0%
3FG % 1st Half: 1-6 16.7% 2nd half: 3-8 37.5% Game: 4-14 28.6%
FT % 1st Half: 10-14 71.4% 2nd half: 11-15 73.3% Game: 21-29 72.4%

Officials: Lewis Garrison, Kelly Pfeiffer, Gerald Williams
Technical fouls: Prairie View A&M-None. Nebraska-None.
Attendance: 14754
Actual Attendance: 10091

Score by periods table for Game 13

Last FG - PVAM 2nd-03:19, NEB 2nd-00:37
Largest lead - PVAM by 1 1st-19:09, NEB by 32 2nd-01:37
PVAM led for 02:22. NEB led for 37:22. Game was tied for 00:16.

Points In Off 2nd Fast Bench table for Game 13

Score tied - 0 times. Lead changed - 6 times.

GAME 14 NORTHWESTERN 81, NEBRASKA 72

12/30/15 3:05 p.m. at Pinnacle Bank Arena (Lincoln, Neb.)

Northwestern 81 • 13-1, 1-0

Player stats for Game 14: Total, 3-Ptr, Rebounds, PF, TP, A TO Blk Stl Min

FG % 1st Half: 13-29 44.8% 2nd half: 16-29 55.2% Game: 29-58 50.0%
3FG % 1st Half: 5-13 38.5% 2nd half: 5-10 50.0% Game: 10-23 43.5%
FT % 1st Half: 4-6 66.7% 2nd half: 9-11 81.8% Game: 13-17 76.5%

Nebraska 72 • 8-6, 0-1

Player stats for Game 14: Total, 3-Ptr, Rebounds, PF, TP, A TO Blk Stl Min

FG % 1st Half: 15-31 48.4% 2nd half: 12-29 41.4% Game: 27-60 45.0%
3FG % 1st Half: 7-15 46.7% 2nd half: 4-11 36.4% Game: 11-26 42.3%
FT % 1st Half: 1-1 100.0 2nd half: 6-7 85.7% Game: 7-8 87.5%

Officials: Gene Steratore, Lamont Simpson, Chris Beaver
Technical fouls: Northwestern-None. Nebraska-None.
Attendance: 14924
Actual Attendance: 12,657

Score by periods table for Game 14

Last FG - NU 2nd-01:00, NEB 2nd-00:29
Largest lead - NU by 9 2nd-00:18, NEB by 12 2nd-17:43
NU led for 13:16. NEB led for 23:30. Game was tied for 03:14.

Points In Off 2nd Fast Bench table for Game 14

Score tied - 5 times. Lead changed - 5 times.

GAME 15 INDIANA 79, NEBRASKA 69

01/02/16 3:06 p.m. at Pinnacle Bank Arena (Lincoln, Neb.)

Indiana 79 • 12-3, 2-0

Player stats for Game 15: Total, 3-Ptr, Rebounds, PF, TP, A TO Blk Stl Min

FG % 1st Half: 13-26 50.0% 2nd half: 15-25 60.0% Game: 28-51 54.9%
3FG % 1st Half: 4-9 44.4% 2nd half: 5-9 55.6% Game: 9-18 50.0%
FT % 1st Half: 6-9 66.7% 2nd half: 8-14 57.1% Game: 14-23 60.9%

Nebraska 69 • 8-7, 0-2

Player stats for Game 15: Total, 3-Ptr, Rebounds, PF, TP, A TO Blk Stl Min

FG % 1st Half: 15-29 51.7% 2nd half: 9-26 34.6% Game: 24-55 43.6%
3FG % 1st Half: 5-11 45.5% 2nd half: 3-9 33.3% Game: 8-20 40.0%
FT % 1st Half: 4-7 57.1% 2nd half: 9-13 69.2% Game: 13-20 65.0%

Officials: Ted Valentine, Lewis Garrison, Kelly Pfeiffer
Technical fouls: Indiana-None. Nebraska-McVeigh, Jack.
Attendance: 14961
Actual Attendance: 13831
Technical Fouls: Nebraska - McVeigh, Jack

Score by periods table for Game 15

Last FG - IND 2nd-04:29, NEB 2nd-00:40
Largest lead - IND by 12 2nd-09:09, NEB by 6 1st-02:06
IND led for 25:14. NEB led for 10:15. Game was tied for 04:05.

Points In Off 2nd Fast Bench table for Game 15

Score tied - 6 times. Lead changed - 6 times.

GAME 16 NO. 19 IOWA 77, NEBRASKA 66

01/05/16 8:05 p.m. at Carver-Hawkeye Arena - Iowa City, IA

Nebraska 66 • 8-8, 0-3

Player stats for Game 16: Total, 3-Ptr, Rebounds, PF, TP, A TO Blk Stl Min

FG % 1st Half: 9-31 29.0% 2nd half: 16-27 59.3% Game: 25-58 43.1%
3FG % 1st Half: 3-10 30.0% 2nd half: 4-10 40.0% Game: 7-20 35.0%
FT % 1st Half: 1-2 50.0% 2nd half: 8-14 57.1% Game: 9-16 56.3%

Iowa 77 • 12-3, 3-0

Player stats for Game 16: Total, 3-Ptr, Rebounds, PF, TP, A TO Blk Stl Min

FG % 1st Half: 10-25 40.0% 2nd half: 13-28 46.4% Game: 23-53 43.4%
3FG % 1st Half: 3-10 30.0% 2nd half: 4-7 57.1% Game: 7-17 41.2%
FT % 1st Half: 8-10 80.0% 2nd half: 16-22 72.7% Game: 24-32 75.0%

Officials: Mark Whitehead, John Gaffney, Bill Ek
Technical fouls: Nebraska-None. Iowa-None.
Attendance: 11736
Fouled Out - Nebraska: Parker (01:23)

Score by periods table for Game 16

Last FG - NEB 2nd-00:35, IOWA 2nd-04:19
Largest lead - NEB by 10 1st-15:18, IOWA by 16 2nd-04:09
NEB led for 10:29. IOWA led for 27:05. Game was tied for 02:09.

Points In Off 2nd Fast Bench table for Game 16

Score tied - 2 times. Lead changed - 3 times.



GAME 29 PENN STATE 56, NEBRASKA 55

02/25/16 7:01 p.m. at Bryce Jordan Ctr (University Park, Pa.)

Nebraska 55 • 14-15, 6-10

| # | Player | FG-FGA | 3-Ptr | Rebounds | | | PF | TP | A | TO | Blk | Stl | Min | | |
|--------|-------------------|--------|-------|----------|-------|--------|----|----|----|----|-----|-----|-----|-----|-----|
| | | | | FG-FGA | 3-Ptr | FT-FTA | | | | | | | | Off | Def |
| 12 | Jacobson, Michael | r | 0-1 | 0-0 | 2-2 | 4 | 2 | 2 | 1 | 1 | 0 | 2 | 20 | | |
| 31 | Shields, Shavon | r | 9-17 | 3-5 | 4-5 | 0 | 3 | 3 | 0 | 25 | 1 | 4 | 0 | 31 | |
| 00 | Webster, Tai | g | 2-6 | 0-1 | 3-6 | 2 | 4 | 6 | 3 | 7 | 4 | 4 | 0 | 33 | |
| 03 | White III, Andrew | g | 3-10 | 1-5 | 1-2 | 0 | 6 | 6 | 2 | 8 | 0 | 3 | 0 | 35 | |
| 02 | Parker, Benny | g | 3-3 | 0-0 | 2-2 | 1 | 2 | 3 | 1 | 8 | 1 | 0 | 0 | 29 | |
| 35 | Watson Jr., Glynn | g | 2-5 | 1-2 | 0-0 | 0 | 0 | 0 | 1 | 5 | 2 | 0 | 0 | 19 | |
| 10 | McVeigh, Jack | g | 0-3 | 0-1 | 0-0 | 0 | 2 | 2 | 0 | 0 | 0 | 0 | 0 | 12 | |
| 24 | Hammond, Jake | g | 0-2 | 0-0 | 0-0 | 0 | 0 | 0 | 1 | 0 | 0 | 0 | 0 | 9 | |
| 30 | Morrow Jr., Ed | g | 0-0 | 0-0 | 0-0 | 1 | 1 | 2 | 2 | 0 | 0 | 4 | 0 | 12 | |
| Team | | | | | | 1 | 3 | 4 | | | | | | | |
| Totals | | | 19-47 | 5-14 | 12-17 | 9 | 23 | 32 | 12 | 55 | 9 | 12 | 4 | 8 | 200 |

FG % 1st Half: 7-23 30.4% 2nd half: 12-24 50.0% Game: 19-47 40.4%
 3FG % 1st Half: 2-7 28.6% 2nd half: 3-7 42.9% Game: 5-14 35.7%
 FT % 1st Half: 4-6 66.7% 2nd half: 8-11 72.7% Game: 12-17 70.6%

Penn State 56 • 15-13, 6-9

| # | Player | FG-FGA | 3-Ptr | Rebounds | | | PF | TP | A | TO | Blk | Stl | Min | | |
|--------|--------------------|--------|-------|----------|-------|--------|----|----|----|----|-----|-----|-----|-----|-----|
| | | | | FG-FGA | 3-Ptr | FT-FTA | | | | | | | | Off | Def |
| 00 | Banks, Payton | r | 2-8 | 1-4 | 0-0 | 2 | 2 | 4 | 3 | 5 | 1 | 3 | 0 | 38 | |
| 10 | Taylor, Brandon | r | 7-17 | 5-8 | 0-0 | 1 | 9 | 10 | 2 | 19 | 1 | 4 | 1 | 0 | 38 |
| 32 | Dickerson, Jordan | c | 0-0 | 0-0 | 0-0 | 0 | 0 | 0 | 1 | 0 | 1 | 1 | 0 | 25 | |
| 23 | Reaves, Josh | g | 0-2 | 0-0 | 0-0 | 0 | 1 | 1 | 4 | 0 | 1 | 1 | 0 | 9 | |
| 33 | Garner, Shep | g | 8-16 | 5-10 | 1-2 | 0 | 2 | 2 | 0 | 22 | 5 | 2 | 0 | 1 | 37 |
| 03 | Foster, Devin | g | 0-0 | 0-0 | 0-0 | 0 | 1 | 1 | 2 | 0 | 2 | 0 | 0 | 0 | 9 |
| 05 | Jack, Donovan | g | 2-7 | 0-3 | 1-1 | 1 | 1 | 2 | 3 | 5 | 0 | 0 | 1 | 0 | 17 |
| 21 | Washington, Isaiah | g | 1-1 | 0-0 | 3-4 | 2 | 6 | 8 | 2 | 5 | 0 | 1 | 0 | 0 | 27 |
| Team | | | | | | 1 | 0 | 1 | | | | | | | |
| Totals | | | 20-51 | 11-25 | 5-7 | 7 | 22 | 29 | 17 | 56 | 11 | 13 | 3 | 4 | 200 |

FG % 1st Half: 11-29 37.9% 2nd half: 9-22 40.9% Game: 20-51 39.2%
 3FG % 1st Half: 6-15 40.0% 2nd half: 5-10 50.0% Game: 11-25 44.0%
 FT % 1st Half: 0-0 0.0% 2nd half: 5-7 71.4% Game: 5-7 71.4%

Officials: Terry Wymer, Mike Eades, John Gaffney
 Technical fouls: Nebraska-None. Penn State-None.
 Attendance: 7385

| Score by periods | 1st | 2nd | Total |
|------------------|-----|-----|-------|
| Nebraska | 20 | 35 | 55 |
| Penn State | 28 | 28 | 56 |

| | In | Off | 2nd | Fast | Bench |
|--------|-------|-----|--------|-------|-------|
| Points | Paint | T/O | Chance | Break | |
| NEB | 24 | 15 | 15 | 6 | 5 |
| PSU | 22 | 13 | 8 | 3 | 10 |

Last FG - NEB 2nd-03:12. PSU 2nd-06:55.
 Largest lead - NEB by 1 1st-17:07. PSU by 18 2nd-14:16.
 NEB led for 02:20. PSU led for 34:48. Game was tied for 02:52.

Score tied - 1 time.
 Lead changed - 4 times.

GAME 30 NO. 15 PURDUE 81, NEBRASKA 62

03/01/16 7:06 p.m. at Pinnacle Bank Arena (Lincoln, Neb.)

Purdue 81 • 23-7, 11-6

| # | Player | FG-FGA | 3-Ptr | Rebounds | | | PF | TP | A | TO | Blk | Stl | Min | | |
|--------|-----------------|--------|-------|----------|-------|--------|----|----|----|----|-----|-----|-----|-----|-----|
| | | | | FG-FGA | 3-Ptr | FT-FTA | | | | | | | | Off | Def |
| 12 | Edwards, Vince | r | 8-12 | 2-4 | 2-2 | 1 | 2 | 3 | 3 | 20 | 2 | 3 | 0 | 1 | 33 |
| 50 | Swanigan, Caleb | r | 5-9 | 0-0 | 0-0 | 0 | 4 | 4 | 2 | 10 | 2 | 2 | 1 | 0 | 21 |
| 20 | Hammons, A.J. | c | 7-10 | 0-0 | 2-2 | 1 | 5 | 6 | 3 | 16 | 0 | 0 | 3 | 0 | 24 |
| 03 | Thompson, P.J. | g | 0-2 | 0-1 | 0-0 | 1 | 2 | 3 | 0 | 0 | 1 | 1 | 0 | 1 | 13 |
| 35 | Davis, Rapheal | g | 1-4 | 1-2 | 0-1 | 1 | 4 | 5 | 2 | 3 | 2 | 1 | 1 | 0 | 29 |
| 01 | Hill, Johnny | g | 1-3 | 0-1 | 4-4 | 1 | 4 | 5 | 2 | 6 | 6 | 0 | 0 | 0 | 25 |
| 11 | Toyra, Stephen | g | 0-0 | 0-0 | 0-0 | 0 | 0 | 0 | 0 | 0 | 0 | 0 | 0 | 0 | 1 |
| 14 | Cline, Ryan | g | 2-2 | 2-2 | 1-2 | 0 | 0 | 0 | 1 | 7 | 2 | 0 | 0 | 0 | 14 |
| 24 | Eifert, Grady | g | 0-0 | 0-0 | 0-0 | 0 | 0 | 0 | 0 | 0 | 0 | 0 | 0 | 0 | 1 |
| 31 | Mathias, Dakota | g | 3-7 | 2-5 | 3-4 | 0 | 4 | 4 | 3 | 11 | 6 | 0 | 1 | 1 | 25 |
| 44 | Haas, Isaac | g | 3-4 | 0-0 | 2-2 | 0 | 4 | 4 | 3 | 8 | 1 | 1 | 0 | 0 | 14 |
| Team | | | | | | 1 | 0 | 1 | | | | | | | |
| Totals | | | 30-53 | 7-15 | 14-17 | 6 | 29 | 35 | 19 | 81 | 22 | 8 | 6 | 3 | 200 |

FG % 1st Half: 15-30 50.0% 2nd half: 15-23 65.2% Game: 30-53 56.6%
 3FG % 1st Half: 5-12 41.7% 2nd half: 2-3 66.7% Game: 7-15 46.7%
 FT % 1st Half: 6-7 85.7% 2nd half: 8-10 80.0% Game: 14-17 82.4%

Nebraska 62 • 14-16, 6-11

| # | Player | FG-FGA | 3-Ptr | Rebounds | | | PF | TP | A | TO | Blk | Stl | Min | | |
|--------|-------------------|--------|-------|----------|-------|--------|----|----|----|----|-----|-----|-----|-----|-----|
| | | | | FG-FGA | 3-Ptr | FT-FTA | | | | | | | | Off | Def |
| 12 | Jacobson, Michael | r | 0-2 | 0-2 | 0-0 | 1 | 1 | 2 | 2 | 0 | 0 | 0 | 0 | 16 | |
| 31 | Shields, Shavon | r | 11-19 | 2-3 | 8-8 | 1 | 1 | 2 | 2 | 32 | 1 | 2 | 0 | 1 | 35 |
| 00 | Webster, Tai | g | 3-14 | 0-2 | 3-5 | 2 | 6 | 8 | 2 | 9 | 1 | 2 | 0 | 1 | 35 |
| 03 | White III, Andrew | g | 2-6 | 0-2 | 0-0 | 1 | 4 | 5 | 1 | 4 | 1 | 0 | 0 | 0 | 25 |
| 02 | Parker, Benny | g | 1-6 | 1-4 | 0-0 | 1 | 2 | 3 | 3 | 3 | 1 | 1 | 0 | 0 | 26 |
| 35 | Watson Jr., Glynn | g | 3-6 | 0-0 | 0-0 | 0 | 2 | 2 | 4 | 6 | 2 | 0 | 0 | 1 | 23 |
| 10 | McVeigh, Jack | g | 0-0 | 0-0 | 0-0 | 0 | 0 | 0 | 0 | 0 | 0 | 0 | 0 | 0 | 4 |
| 23 | Fuller, Nick | g | 0-1 | 0-0 | 0-0 | 0 | 1 | 1 | 0 | 0 | 0 | 1 | 1 | 0 | 12 |
| 24 | Hammond, Jake | g | 0-1 | 0-0 | 0-2 | 0 | 0 | 0 | 1 | 0 | 0 | 0 | 0 | 0 | 7 |
| 30 | Morrow Jr., Ed | g | 4-5 | 0-0 | 0-0 | 1 | 1 | 2 | 3 | 8 | 1 | 1 | 0 | 0 | 17 |
| Team | | | | | | 3 | 1 | 4 | | | | | | | |
| Totals | | | 24-60 | 3-13 | 11-15 | 10 | 19 | 29 | 18 | 62 | 7 | 8 | 1 | 3 | 200 |

FG % 1st Half: 13-31 41.9% 2nd half: 11-29 37.9% Game: 24-60 40.0%
 3FG % 1st Half: 3-9 33.3% 2nd half: 0-4 0.0% Game: 3-13 23.1%
 FT % 1st Half: 4-6 66.7% 2nd half: 7-9 77.8% Game: 11-15 73.3%

Officials: Ted Valentine, Terry Oglesby, Larry Scirotto
 Technical fouls: Purdue-None. Nebraska-None.
 Attendance: 15572

| Score by periods | 1st | 2nd | Total |
|------------------|-----|-----|-------|
| Purdue | 41 | 40 | 81 |
| Nebraska | 33 | 29 | 62 |

| | In | Off | 2nd | Fast | Bench |
|--------|-------|-----|--------|-------|-------|
| Points | Paint | T/O | Chance | Break | |
| PURDUE | 40 | 6 | 8 | 2 | 32 |
| NEB | 28 | 9 | 5 | 2 | 14 |

Last FG - PURDUE 2nd-01:07. NEB 2nd-03:28.
 Largest lead - PURDUE by 21 1st-08:19. NEB None.
 PURDUE led for 39:40. NEB led for 00:00. Game was tied for 00:20.

Score tied - 0 times.
 Lead changed - 0 times.

GAME 31 NORTHWESTERN 65, NEBRASKA 54

03/06/16 1:06 p.m. at Evanston, Ill. (Welsh-Ryan Arena)

Nebraska 54 • 14-17, 6-12 B1G

| # | Player | FG-FGA | 3-Ptr | Rebounds | | | PF | TP | A | TO | Blk | Stl | Min | | |
|--------|-------------------|--------|-------|----------|-------|--------|----|----|----|----|-----|-----|-----|-----|-----|
| | | | | FG-FGA | 3-Ptr | FT-FTA | | | | | | | | Off | Def |
| 12 | Jacobson, Michael | r | 1-2 | 0-0 | 0-0 | 3 | 4 | 7 | 3 | 2 | 1 | 0 | 1 | 20 | |
| 31 | Shields, Shavon | r | 2-12 | 1-6 | 6-8 | 1 | 2 | 3 | 0 | 11 | 2 | 2 | 0 | 0 | 36 |
| 0 | Webster, Tai | g | 4-9 | 2-4 | 3-3 | 0 | 5 | 5 | 2 | 13 | 3 | 2 | 3 | 2 | 36 |
| 3 | White III, Andrew | g | 5-12 | 2-5 | 1-2 | 1 | 5 | 6 | 3 | 13 | 0 | 1 | 0 | 3 | 35 |
| 32 | Parker, Benny | g | 3-7 | 1-4 | 0-0 | 0 | 0 | 0 | 3 | 7 | 3 | 3 | 0 | 3 | 31 |
| 10 | McVeigh, Jack | g | 0-0 | 0-0 | 0-0 | 0 | 0 | 0 | 0 | 0 | 0 | 1 | 1 | 0 | 8 |
| 24 | Hammond, Jake | g | 0-0 | 0-0 | 0-0 | 0 | 0 | 0 | 0 | 0 | 0 | 0 | 0 | 0 | 3 |
| 30 | Morrow Jr., Ed | g | 3-4 | 0-0 | 0-0 | 1 | 0 | 1 | 3 | 6 | 0 | 2 | 1 | 0 | 17 |
| 5 | Watson Jr., Glynn | g | 1-6 | 0-2 | 0-0 | 0 | 1 | 1 | 4 | 2 | 1 | 1 | 0 | 0 | 14 |
| Team | | | | | | 1 | 2 | 3 | | | | | | | |
| Totals | | | 19-52 | 6-21 | 10-13 | 7 | 19 | 26 | 18 | 54 | 11 | 12 | 5 | 9 | 200 |

FG % 1st Half: 8-24 33.3% 2nd half: 11-28 39.3% Game: 19-52 36.5%
 3FG % 1st Half: 3-7 42.9% 2nd half: 3-14 21.4% Game: 6-21 28.6%
 FT % 1st Half: 3-4 75.0% 2nd half: 7-9 77.8% Game: 10-13 76.9%

Northwestern 65 • 20-11, 8-10 B1G

| # | Player | FG-FGA | 3-Ptr | Rebounds | | | PF | TP | A | TO | Blk | Stl | Min | | |
|--------|------------------|--------|-------|----------|-------|--------|----|----|----|----|-----|-----|-----|-----|-----|
| | | | | FG-FGA | 3-Ptr | FT-FTA | | | | | | | | Off | Def |
| 34 | Lumpkin, Sanjay | r | 2-2 | 1-1 | 2-2 | 1 | 4 | 5 | 2 | 7 | 2 | 2 | 0 | 0 | 26 |
| 35 | Falzon, Aaron | r | 0-3 | 0-2 | 4-4 | 1 | 1 | 2 | 2 | 4 | 0 | 1 | 0 | 2 | 22 |
| 22 | Olah, Alex | c | 7-10 | 0-0 | 5-6 | 0 | 8 | 8 | 2 | 19 | 2 | 3 | 2 | 0 | 25 |
| 14 | McMets, Tre | g | 7-18 | 2-6 | 1-3 | 1 | 2 | 3 | 1 | 17 | 0 | 0 | 0 | 2 | 37 |
| 30 | DIntosh, Bryant | g | 3-10 | 0-4 | 2-3 | 0 | 4 | 4 | 3 | 8 | 7 | 5 | 1 | 0 | 38 |
| 20 | Lindsey, Scottie | g | 2-6 | 0-1 | 0-0 | 1 | 7 | 8 | 5 | 4 | 2 | 0 | 0 | 0 | 23 |
| 44 | Skelly, Gavin | g | 0-1 | 0-0 | 0-0 | 1 | 1 | 2 | 2 | 0 | 1 | 2 | 0 | 0 | 14 |
| 5 | Pardon, Derek | g | 3-3 | 0-0 | 0-0 | 3 | 0 | 3 | 1 | 6 | 1 | 0 | 0 | 0 | 15 |
| Team | | | | | | 4 | 1 | 5 | | | | | | | |
| Totals | | | 24-53 | 3-14 | 14-18 | 12 | 28 | 40 | 18 | 65 | 15 | 14 | 3 | 4 | 200 |

FG % 1st Half: 14-26 53.8% 2nd half: 10-27 37.0% Game: 24-53 45.3%
 3FG % 1st Half: 3-8 37.5% 2nd half: 0-6 0.0% Game: 3-14 21.4%
 FT % 1st Half: 6-8 75.0% 2nd half: 8-10 80.0% Game: 14-18 77.8%

Officials: Bo Boroski, Gene Steratore, Chris Beaver
 Technical fouls: Nebraska-TEAM. Northwestern-None.
 Attendance: 7702

| Score by periods | 1st | 2nd | Total |
|------------------|-----|-----|-------|
| Nebraska | 22 | 32 | 54 |
| Northwestern | 37 | 28 | 65 |

| | In | Off | 2nd | Fast | Bench |
|--------|-------|-----|--------|-------|-------|
| Points | Paint | T/O | Chance | Break | |

GAME 31 NEBRASKA 70, WISCONSIN 58

03/10/16 9:21pm EST at Bankers Life Fieldhouse-Indianapolis, IN

Nebraska 70 • 16-17

| # | Player | Total | | | 3-Ptr | | | Rebounds | | | PF | TP | A | TO | Blk | Stl | Min |
|--------|-------------------|-------|-----|-----|-------|-------|-----|----------|-----|-----|----|----|---|----|-----|--------------|-----|
| | | FG | FGA | FT | FTA | FG | FGA | FT | FTA | Off | | | | | | | |
| 00 | Webster, Tai | 3 | 4 | 0 | 0 | 3 | 6 | 4 | 9 | 0 | 0 | 0 | 3 | 2 | 7 | 27 | |
| 03 | White III, Andrew | 4 | 9 | 2 | 5 | 0 | 5 | 2 | 10 | 1 | 2 | 1 | 0 | 2 | 2 | 23 | |
| 12 | Jacobson, Michael | 0 | 2 | 0 | 0 | 1 | 2 | 0 | 3 | 3 | 4 | 1 | 0 | 1 | 4 | 24 | |
| 31 | Shields, Shavon | 6 | 15 | 0 | 1 | 8 | 9 | 2 | 20 | 2 | 3 | 0 | 1 | 3 | 6 | 36 | |
| 32 | Parker, Benny | 3 | 3 | 0 | 0 | 6 | 6 | 0 | 4 | 4 | 3 | 1 | 2 | 1 | 3 | 28 | |
| 05 | Watson Jr., Glynn | 6 | 11 | 0 | 1 | 4 | 1 | 2 | 16 | 0 | 2 | 1 | 1 | 3 | 30 | | |
| 10 | McVeigh, Jack | 0 | 4 | 0 | 1 | 0 | 0 | 3 | 3 | 0 | 0 | 2 | 0 | 0 | 1 | 18 | |
| 23 | Fuller, Nick | 0 | 0 | 0 | 0 | 0 | 1 | 1 | 0 | 0 | 0 | 0 | 0 | 0 | 0 | 1 | |
| 30 | Morrow Jr., Ed | 1 | 1 | 0 | 0 | 1 | 1 | 2 | 3 | 2 | 0 | 0 | 0 | 0 | 0 | 13 | |
| Team | | | | | | 2 | | 3 | | | | | | | | | |
| Totals | | 23-49 | | 2-8 | | 22-28 | | 6 | | 32 | | 22 | | 70 | | 4 13 7 9 200 | |

FG % 1st Half: 10-25 40.0% 2nd half: 13-24 54.2% Game: 23-49 46.9%
 3FG % 1st Half: 1-4 25.0% 2nd half: 1-4 25.0% Game: 2-8 25.0%
 FT % 1st Half: 5-5 100.0 2nd half: 17-23 73.9% Game: 22-28 78.6%

Wisconsin 58 • 20-12

| # | Player | Total | | | 3-Ptr | | | Rebounds | | | PF | TP | A | TO | Blk | Stl | Min |
|--------|------------------|-------|-----|------|-------|-------|-----|----------|-----|-----|----|----|---|----|-----|-----------------|-----|
| | | FG | FGA | FT | FTA | FG | FGA | FT | FTA | Off | | | | | | | |
| 03 | Showalter, Zak | 0 | 4 | 0 | 3 | 2 | 0 | 4 | 3 | 2 | 1 | 0 | 0 | 1 | 3 | 35 | |
| 10 | Hayes, Nigel | 2 | 15 | 0 | 6 | 6 | 9 | 1 | 4 | 5 | 3 | 10 | 1 | 1 | 0 | 39 | |
| 22 | Happ, Ethan | 5 | 11 | 0 | 0 | 7 | 8 | 1 | 6 | 7 | 3 | 17 | 2 | 5 | 0 | 34 | |
| 24 | Koenig, Bronson | 3 | 12 | 1 | 6 | 4 | 4 | 1 | 2 | 3 | 2 | 11 | 4 | 2 | 0 | 37 | |
| 30 | Brown, Vitto | 5 | 7 | 3 | 4 | 3 | 5 | 8 | 2 | 16 | 0 | 3 | 1 | 2 | 35 | | |
| 11 | Hill, Jordan | 0 | 2 | 0 | 1 | 0 | 0 | 0 | 3 | 0 | 0 | 1 | 0 | 0 | 1 | 11 | |
| 15 | Thomas, Charlie | 1 | 2 | 0 | 0 | 1 | 0 | 1 | 0 | 2 | 0 | 0 | 0 | 0 | 0 | 4 | |
| 21 | Iverson, Khalil | 0 | 0 | 0 | 0 | 2 | 0 | 0 | 1 | 0 | 1 | 0 | 0 | 0 | 0 | 4 | |
| 25 | Illikainen, Alex | 0 | 0 | 0 | 0 | 0 | 0 | 0 | 1 | 0 | 0 | 0 | 0 | 0 | 0 | 1 | |
| Team | | | | | | 3 | | 5 | | | | | | | | | |
| Totals | | 16-53 | | 4-20 | | 22-30 | | 10 | | 23 | | 33 | | 18 | | 58 9 12 1 7 200 | |

FG % 1st Half: 7-24 29.2% 2nd half: 9-29 31.0% Game: 16-53 30.2%
 3FG % 1st Half: 3-10 30.0% 2nd half: 1-10 10.0% Game: 4-20 20.0%
 FT % 1st Half: 4-9 44.4% 2nd half: 18-21 85.7% Game: 22-30 73.3%

Officials: Terry Wymer, Lamont Simpson & Steve McJunkins
 Technical fouls: Nebraska-None. Wisconsin-None.
 Attendance: 15,751
 Session III Attendance: 15,751

| Score by periods | 1st | 2nd | Total |
|------------------|-----|-----|-------|
| Nebraska | 26 | 44 | 70 |
| Wisconsin | 21 | 37 | 58 |

Last FG - NEB 2nd-04:05, WIS 2nd-01:53.
 Largest lead - NEB by 12 2nd-00:22, WIS by 3 1st-15:17.
 NEB led for 33:36. WIS led for 02:37. Game was tied for 03:47.

| | In | Off | 2nd | Fast | Bench |
|--------|-------|-----|--------|-------|-------|
| Points | Paint | T/O | Chance | Break | |
| NEB | 30 | 12 | 6 | 8 | 18 |
| WIS | 18 | 17 | 9 | 4 | 2 |

Score tied - 4 times.
 Lead changed - 8 times.

GAME 34 NO. 10 MARYLAN 97, NEBRASKA 86

03/11/16 9:01pm EST at Bankers Life Fieldhouse-Indianapolis, IN

Nebraska 86 • 16-18

| # | Player | Total | | | 3-Ptr | | | Rebounds | | | PF | TP | A | TO | Blk | Stl | Min |
|--------|-------------------|-------|-----|-------|-------|-------|-----|----------|-----|-----|----|----|---|----|-----|----------------|-----|
| | | FG | FGA | FT | FTA | FG | FGA | FT | FTA | Off | | | | | | | |
| 00 | Webster, Tai | 7 | 12 | 2 | 3 | 1 | 2 | 3 | 2 | 17 | 1 | 3 | 2 | 2 | 3 | 35 | |
| 03 | White III, Andrew | 9 | 18 | 5 | 10 | 2 | 2 | 3 | 2 | 25 | 0 | 2 | 0 | 0 | 0 | 36 | |
| 12 | Jacobson, Michael | 1 | 3 | 0 | 2 | 2 | 2 | 3 | 3 | 6 | 3 | 4 | 2 | 0 | 0 | 23 | |
| 31 | Shields, Shavon | 7 | 11 | 3 | 5 | 2 | 2 | 1 | 4 | 5 | 0 | 19 | 0 | 1 | 0 | 26 | |
| 32 | Parker, Benny | 1 | 3 | 0 | 1 | 0 | 0 | 0 | 0 | 3 | 2 | 2 | 0 | 1 | 3 | 22 | |
| 05 | Watson Jr., Glynn | 3 | 9 | 0 | 5 | 4 | 0 | 5 | 2 | 10 | 3 | 2 | 0 | 1 | 2 | 29 | |
| 10 | McVeigh, Jack | 1 | 6 | 1 | 5 | 0 | 1 | 0 | 1 | 3 | 3 | 1 | 0 | 1 | 0 | 12 | |
| 23 | Fuller, Nick | 0 | 0 | 0 | 0 | 0 | 0 | 0 | 0 | 0 | 2 | 0 | 0 | 0 | 0 | 0+ | |
| 24 | Hammond, Jake | 0 | 0 | 0 | 0 | 0 | 0 | 0 | 0 | 0 | 0 | 0 | 0 | 0 | 0 | 3 | |
| 30 | Morrow Jr., Ed | 2 | 4 | 0 | 2 | 3 | 1 | 4 | 2 | 6 | 0 | 0 | 1 | 0 | 1 | 14 | |
| Team | | | | | | 0 | | 1 | | | | | | | | | |
| Totals | | 31-66 | | 11-31 | | 13-14 | | 10 | | 18 | | 28 | | 19 | | 86 9 8 5 6 200 | |

FG % 1st Half: 14-30 46.7% 2nd half: 17-36 47.2% Game: 31-66 47.0%
 3FG % 1st Half: 5-15 33.3% 2nd half: 6-16 37.5% Game: 11-31 35.5%
 FT % 1st Half: 4-4 100.0 2nd half: 9-10 90.0% Game: 13-14 92.9%

Maryland 97 • 25-7

| # | Player | Total | | | 3-Ptr | | | Rebounds | | | PF | TP | A | TO | Blk | Stl | Min |
|--------|------------------|-------|-----|-------|-------|-------|-----|----------|-----|-----|----|----|---|----|-----|------------------|-----|
| | | FG | FGA | FT | FTA | FG | FGA | FT | FTA | Off | | | | | | | |
| 00 | Sulaimon,Rasheed | 3 | 4 | 1 | 1 | 3 | 4 | 0 | 3 | 3 | 10 | 6 | 1 | 0 | 1 | 31 | |
| 02 | Trimble,Melo | 6 | 13 | 4 | 8 | 0 | 0 | 1 | 6 | 7 | 2 | 16 | 8 | 2 | 0 | 36 | |
| 04 | Carter,Robert | 4 | 8 | 0 | 1 | 5 | 7 | 1 | 4 | 5 | 3 | 13 | 4 | 3 | 0 | 28 | |
| 10 | Layman,Jake | 8 | 13 | 6 | 9 | 4 | 6 | 2 | 3 | 5 | 1 | 26 | 0 | 2 | 1 | 34 | |
| 33 | Stone,Diamond | 11 | 15 | 0 | 0 | 1 | 3 | 1 | 7 | 8 | 1 | 23 | 1 | 0 | 1 | 29 | |
| 01 | Brantley,Jaylen | 0 | 1 | 0 | 0 | 0 | 0 | 0 | 0 | 0 | 0 | 0 | 0 | 0 | 0 | 11 | |
| 11 | Nickens,Jared | 3 | 4 | 2 | 3 | 0 | 0 | 0 | 0 | 3 | 8 | 0 | 2 | 0 | 0 | 16 | |
| 15 | Cekovsky,Michal | 0 | 0 | 0 | 0 | 0 | 0 | 0 | 0 | 0 | 0 | 0 | 0 | 0 | 0 | 1 | |
| 21 | Ram,Varun | 0 | 0 | 0 | 0 | 0 | 0 | 0 | 0 | 0 | 0 | 0 | 0 | 0 | 0 | 1 | |
| 35 | Dodd,Damonte | 0 | 0 | 0 | 1 | 2 | 0 | 0 | 0 | 4 | 1 | 0 | 2 | 0 | 0 | 13 | |
| Team | | | | | | 6 | | 2 | | 8 | | | | | | | |
| Totals | | 35-58 | | 13-22 | | 14-22 | | 11 | | 25 | | 36 | | 17 | | 97 20 14 2 4 200 | |

FG % 1st Half: 20-28 71.4% 2nd half: 15-30 50.0% Game: 35-58 60.3%
 3FG % 1st Half: 9-10 90.0% 2nd half: 4-12 33.3% Game: 13-22 59.1%
 FT % 1st Half: 5-9 55.6% 2nd half: 9-13 69.2% Game: 14-22 63.6%

Officials: Gene Steratore, Larry Sciroto & Rob Riley
 Technical fouls: Nebraska-None. Maryland-None.
 Attendance: 15,942
 Session V Attendance: 15,942

| Score by periods | 1st | 2nd | Total |
|------------------|-----|-----|-------|
| Nebraska | 37 | 49 | 86 |
| Maryland | 54 | 43 | 97 |

Last FG - NEB 2nd-01:38, UMD 2nd-04:12.
 Largest lead - NEB None, UMD by 25 2nd-15:46.
 NEB led for 00:00. UMD led for 39:38. Game was tied for 00:22.

| | In | Off | 2nd | Fast | Bench |
|--------|-------|-----|--------|-------|-------|
| Points | Paint | T/O | Chance | Break | |
| NEB | 34 | 19 | 16 | 6 | 19 |
| UMD | 44 | 13 | 10 | 13 | 9 |

Score tied - 0 times.
 Lead changed - 0 times.



Coach Miles and the families of Shavon Shields, Benny Parker and senior managers Skyley Sullivan and Robert Edwards are honored before the Huskers' game with Purdue.



DAVE HOPPEN



NEBRASKA ALL-TIME SCORING CHART

CAREER POINTS (TOP 60 SCORERS)

| No. | Player, Seasons | G | FG-FGA (Pct.) | FT-FTA (Pct.) | Points (3pt.) | Avg. |
|-----|------------------------------------|-----|------------------|----------------|---------------|------|
| 1. | Dave Hoppen, 1983-84-85-86 | 111 | 804-1,341 (.600) | 559-724 (.772) | 2,167 | 19.5 |
| 2. | Eric Piatkowski, 1991-92-93-94 | 123 | 676-1,436 (.471) | 380-489 (.777) | 1,934 (202) | 15.7 |
| 3. | Jerry Fort, 1973-74-75-76 | 105 | 777-1,793 (.433) | 328-486 (.675) | 1,882 | 17.9 |
| 4. | Andre Smith, 1978-79-80-81 | 114 | 673-1,148 (.586) | 371-562 (.660) | 1,717 | 15.1 |
| 5. | Aleks Maric, 2005-06-07-08 | 121 | 589-1,102 (.534) | 448-679 (.660) | 1,630 (4) | 13.5 |
| | Shavon Shields, 2013-14-15 | 121 | 562-1,236 (.455) | 429-565 (.759) | 1,630 (77) | 13.5 |
| 7. | Jaron Boone, 1993-94-95-96 | 127 | 575-1,327 (.433) | 274-387 (.708) | 1,609 (184) | 12.7 |
| 8. | Erick Strickland, 1993-94-95-96 | 127 | 535-1,219 (.439) | 337-434 (.776) | 1,586 (179) | 12.5 |
| 9. | Tyronn Lue, 1996-97-98 | 99 | 560-1,255 (.446) | 312-396 (.788) | 1,577 (145) | 15.9 |
| 10. | Cookie Belcher, 1997-98-99-2000-01 | 131 | 576-1,291 (.446) | 255-400 (.638) | 1,552 (146) | 11.9 |
| 11. | Rich King, 1988-89-90-91 | 124 | 564-1,000 (.564) | 345-510 (.676) | 1,475 (2) | 11.9 |
| 12. | Venson Hamilton, 1996-97-98-99 | 129 | 528-1,002 (.527) | 360-590 (.610) | 1,416 | 11.0 |
| 13. | Carl McPipe, 1976-77-78-79 | 104 | 546-1,126 (.485) | 208-317 (.656) | 1,300 | 12.5 |
| 14. | Tom Baack, 1966-67-68 | 75 | 526-1,138 (.462) | 247-297 (.832) | 1,299 | 17.3 |
| 15. | Stuart Lantz, 1966-67-68 | 75 | 488-1,007 (.485) | 293-395 (.742) | 1,269 | 16.9 |
| 16. | Chuck Jura, 1970-71-72 | 77 | 500-910 (.549) | 255-427 (.597) | 1,255 | 16.3 |
| 17. | Larry Florence, 1997-98-99-2000 | 123 | 496-1,150 (.431) | 220-325 (.677) | 1,223 (11) | 9.9 |
| 18. | Jack Moore, 1979-80-81-82 | 105 | 379-830 (.457) | 446-495 (.901) | 1,204 | 11.5 |
| 19. | Brian Carr, 1984-85-86-87 | 123 | 447-942 (.475) | 230-287 (.801) | 1,182 (58) | 9.6 |
| 20. | Brian Banks, 1976-77-78-79 | 110 | 471-986 (.478) | 208-298 (.698) | 1,150 | 10.5 |
| 21. | Terran Petteway, 2014-15 | 63 | 398-979 (.410) | 307-410 (.749) | 1,143 (116) | 18.1 |
| 22. | Marvin Stewart, 1969-70-71 | 66 | 435-921 (.472) | 268-359 (.747) | 1,138 | 17.2 |
| 23. | Clifford Scales, 1988-89-90-91 | 123 | 441-902 (.489) | 209-272 (.768) | 1,136 (45) | 9.2 |
| | Carl Hayes, 1990-91-92 | 90 | 439-945 (.465) | 221-360 (.614) | 1,136 (37) | 12.6 |
| 25. | Ryan Anderson, 2007-08-09-10 | 122 | 390-888 (.439) | 160-213 (.751) | 1,125 (185) | 9.2 |
| 26. | Cary Cochran, 1999-2000-01-02 | 119 | 333-800 (.416) | 147-164 (.896) | 1,081 (268) | 9.1 |
| 27. | Herschell Turner, 1958-59-60 | 72 | 371-898 (.413) | 314-474 (.662) | 1,056 | 14.7 |
| 28. | Mikki Moore, 1994-95-96-97 | 114 | 374-676 (.553) | 235-359 (.655) | 986 (3) | 8.6 |
| 29. | Beau Reid, 1988-89-90-91 | 102 | 320-775 (.413) | 250-337 (.742) | 976 (86) | 9.6 |
| 30. | Bob Siegel, 1974-75-76-77 | 101 | 405-973 (.416) | 160-232 (.690) | 970 | 9.6 |
| 31. | Tom Scantlebury, 1968-69-70 | 75 | 369-835 (.442) | 227-303 (.749) | 965 | 12.9 |
| 32. | Nate Branch, 1965-66-67 | 75 | 367-871 (.421) | 224-320 (.700) | 958 | 12.8 |
| 33. | Terrance Badgett, 1993-94-95-96 | 127 | 395-764 (.517) | 141-229 (.616) | 953 (22) | 7.5 |
| 34. | Jamar Johnson, 1992-93-94 | 87 | 333-723 (.461) | 166-210 (.790) | 927 (95) | 10.7 |
| 35. | Jason Dourisseau, 2003-04-05-06 | 117 | 330-726 (.455) | 214-380 (.563) | 912 (38) | 7.8 |
| 36. | Jake Muhleisen, 2002-03-04-05 | 100 | 319-751 (.425) | 178-241 (.739) | 911 (95) | 9.1 |
| 37. | John Turek, 2002-03-04-05 | 115 | 352-779 (.452) | 194-358 (.545) | 901 (2) | 7.8 |
| 38. | Brandon Ubel, 2010-11-12-13 | 125 | 312-646 (.480) | 240-299 (.803) | 893 (29) | 7.1 |
| 39. | Rex Ekwall, 1955-56-57 | 65 | 296-690 (.429) | 288-394 (.731) | 880 | 13.5 |
| 40. | Bruce Chubick, 1991-92-93-94 | 119 | 303-540 (.561) | 264-400 (.660) | 878 (8) | 7.4 |
| 41. | Sek Henry, 2007-08-09-10 | 128 | 296-719 (.412) | 185-284 (.651) | 872 (95) | 6.8 |
| 42. | Grant Simmons, 1964-65-66 | 74 | 305-709 (.430) | 239-350 (.683) | 849 | 11.5 |
| 43. | Dapreis Owens, 1989-90-91-92 | 117 | 329-679 (.484) | 187-302 (.619) | 845 | 7.2 |
| 44. | Bob Gratopp, 1968-69-70 | 76 | 255-608 (.419) | 316-400 (.790) | 826 | 10.9 |
| 45. | Jim Buchanan, 1950-51-52 | 69 | 345-942 (.366) | 131-203 (.645) | 821 | 11.9 |
| 46. | Bill Johnson, 1952-53-54 | 65 | 264-652 (.405) | 266-484 (.591) | 814 | 12.5 |
| | Claude Retherford, 1947-48-49 | 74 | 318-1,090 (.292) | 178-283 (.629) | 814 | 11.0 |
| 48. | Bernard Day, 1986-87 | 63 | 309-567 (.545) | 184-264 (.697) | 802 | 12.7 |
| 49. | Brandon Richardson, 2009-12 | 119 | 238-569 (.418) | 230-278 (.827) | 794 (88) | 6.7 |
| 50. | Ray Gallegos, 2010-14 | 118 | 292-816 (.358) | 49-79 (.620) | 791 (158) | 6.7 |
| 51. | Stan Cloudy, 1983-84 | 62 | 347-672 (.516) | 81-119 (.681) | 775 | 12.5 |
| 52. | Bus Whitehead, 1948-49-50 | 72 | 275-831 (.331) | 215-314 (.685) | 765 | 10.6 |
| 53. | Jorge Brian Diaz, 2010-12 | 81 | 340-655 (.519) | 85-157 (.541) | 765 | 9.4 |
| 54. | Nate Johnson, 2003-04 | 58 | 263-606 (.434) | 186-234 (.795) | 762 (50) | 13.1 |
| 55. | Fred Seger, 1952-53-54 | 65 | 263-724 (.363) | 236-360 (.656) | 762 | 11.7 |
| 56. | Toney McCray, 2009-12 | 95 | 291-644 (.451) | 97-148 (.655) | 759(80) | 9.0 |
| 57. | Larry Cox, 1974-75-76 | 74 | 270-432 (.625) | 127-297 (.731) | 757 | 10.2 |
| 58. | Daryl Petsch, 1962-63-64 | 69 | 315-709 (.444) | 214-197 (.629) | 754 | 10.9 |
| 59. | Kimani Ffriend, 2000-01 | 58 | 267-460 (.580) | 212-440 (.482) | 746 | 12.9 |
| 60. | Andrew Drevo, 2003-04 | 60 | 262-608 (.431) | 133-187 (.711) | 737 (80) | 12.3 |

*Records kept only since 1948. NOTE: Year listed is for the second half of the season played, i.e., 82 would be for the 1981-82 season.

() Number in parenthesis following point total indicates number of career 3-point field goals made.

SINGLE-GAME POINTS (all games over 30 points)

| No. | Player | Opponent (Date) | Points |
|-----|------------------|------------------------------|--------|
| 1. | Eric Piatkowski | vs. Oklahoma (3/11/94) | 42 |
| 2. | Aleks Maric | Kansas State (2/13/07) | 41 |
| 3. | Rich King | Northern Illinois (2/18/91) | 40 |
| | Jerry Fort | Missouri (2/22/75) | 40 |
| 5. | Tom Russell | Kansas (2/21/62) | 38 |
| 6. | Aleks Maric | at Iowa State (2/15/06) | 37 |
| 7. | Aleks Maric | Iowa State (2/28/07) | 36 |
| | Tyronn Lue | Virginia (12/27/97) | 36 |
| | W.W. Walsh | Crete (1906-07) | 36 |
| 10. | Andrew White III | Penn State (2/13/16) | 35 |
| | Shavon Shields | Omaha (11/25/14) | 35 |
| | Terran Petteway | Minnesota (1/26/14) | 35 |
| | Eric Piatkowski | Texas (11/28/93) | 35 |
| | Dave Hoppen | Southern Colo. (11/29/84) | 35 |
| | Herschell Turner | vs. Missouri (12/30/59) | 35 |
| 16. | Tyronn Lue | Western Illinois (11/19/97) | 34 |
| | Andre Smith | E. Washington (12/3/79) | 34 |
| | Jerry Fort | at Kansas State (1/17/76) | 34 |
| | Chuck Jura | at Oklahoma St. (1/26/72) | 34 |
| | Bill Johnson | Missouri (1/18/54) | 34 |
| | W.E. Anderson | Kansas (2/19/00) | 34 |
| 22. | Shavon Shields | Illinois (2/12/14) | 33 |
| | Eric Piatkowski | Kansas (2/23/94) | 33 |
| | Dave Hoppen | at Oklahoma St. (1/19/85) | 33 |
| | Dave Hoppen | vs. Calif.-Irvine (12/28/84) | 33 |
| | Andre Smith | Wisconsin-Oshkosh (1/4/80) | 33 |
| | Andre Smith | Ala.-Birmingham (12/22/79) | 33 |
| | Jerry Fort | Missouri (2/16/74) | 33 |
| | Chuck Jura | Kansas (2/19/72) | 33 |
| | Marvin Stewart | Nevada (12/14/70) | 33 |
| | Tom Baack | vs. Marshall (3/13/67) | 33 |
| | Fred Hare | at Texas (12/18/64) | 33 |
| 33. | Shavon Shields | Purdue (3/1/16) | 32 |
| | Terran Petteway | Michigan State (1/24/15) | 32 |
| | Aleks Maric | Missouri (2/13/08) | 32 |
| | Eric Piatkowski | Oklahoma State (3/2/94) | 32 |
| | Dave Hoppen | at Montana St. (12/14/85) | 32 |
| | Dave Hoppen | at Oklahoma (2/6/85) | 32 |
| | Dave Hoppen | at Colorado State (1/12/85) | 32 |
| | Jerry Fort | Oklahoma (2/12/75) | 32 |
| | Marvin Stewart | Iowa State (1/16/71) | 32 |
| | Marvin Stewart | Iowa State (2/15/69) | 32 |
| 43. | Aleks Maric | Missouri (2/24/07) | 31 |
| | Tyronn Lue | at Colorado (2/21/98) | 31 |
| | Jaron Boone | at Colorado (2/8/95) | 31 |
| | Rich King | Harvard (12/1/89) | 31 |
| | Eric Johnson | Creighton (11/26/88) | 31 |
| | Jerry Fort | vs. Oklahoma St. (12/28/73) | 31 |
| | Harold Cebrun | Wyoming (12/2/63) | 31 |
| | Herschell Turner | at Missouri (3/2/59) | 31 |
| 51. | Andrew White III | Abilene Christian (12/5/15) | 30 |
| | Terran Petteway | vs. UMass (11/21/13) | 30 |
| | Ray Gallegos | at Minnesota (1/29/13) | 30 |
| | Aleks Maric | IPFW (11/26/07) | 30 |
| | Tyronn Lue | Colorado (1/11/98) | 30 |
| | Tyronn Lue | at Iowa State (2/22/97) | 30 |
| | Tyronn Lue | at Oklahoma (1/25/97) | 30 |
| | Tyronn Lue | vs. Oregon (11/25/95) | 30 |
| | Jaron Boone | vs. Oregon (11/25/95) | 30 |
| | Dapreis Owens | E. Washington (12/21/91) | 30 |
| | Eric Johnson | Michigan State (11/30/89) | 30 |
| | Dave Hoppen | South Dakota (12/1/84) | 30 |
| | Andre Smith | vs. Michigan (3/6/80) | 30 |
| | Lee Harris | Texas Christian (12/11/72) | 30 |
| | Marvin Stewart | at Missouri (2/27/71) | 30 |
| | Charlie Jones | at Texas Tech (12/1/62) | 30 |
| | Herschell Turner | Detroit (1/31/59) | 30 |
| | Herschell Turner | vs. Oklahoma St. (12/27/58) | 30 |
| | Don Weber | vs. Kansas State (12/28/53) | 30 |

RECORDS

SINGLE-GAME POINTS, FRESHMAN

| No. | Player | Points | Opponent | Date | No. | Player | Points | Opponent | Date |
|-----|------------------|--------|---------------|----------|-----|--------------------------|--------|---------------|----------|
| 1. | Tyronn Lue | 30 | vs. Oregon | 11/25/95 | 7. | Jerry Fort | 27 | vs. Kansas | 12/29/72 |
| 2. | Shavon Shields | 29 | at Penn State | 1/19/13 | | Joe McCray | 26 | Iowa State | 2/8/05 |
| 3. | Ryan Anderson | 29 | at Hawaii | 12/22/06 | | Bob Siegel | 26 | Iowa State | 2/5/74 |
| 4. | Jamel White | 28 | Missouri | 1/28/06 | 10. | Christian Standhardinger | 25 | at Iowa State | 2/24/10 |
| | Erick Strickland | 28 | Missouri | 1/30/93 | | Dave Hoppen | 25 | Iowa State | 2/19/83 |
| 6. | Dave Hoppen | 27 | Kansas State | 1/26/83 | | | | | |

POINTS - GAME

- Overall:**
42, Eric Piatkowski, vs. Oklahoma,
at Kansas City, March 11, 1994 (B8T)
- At Home:**
41, Aleks Maric, vs. Kansas State, Feb. 13, 2007
- Away:**
37, Aleks Maric, at Iowa State, Feb. 15, 2006
- Neutral:**
42, Eric Piatkowski, vs. Oklahoma,
at Kansas City, March 11, 1994 (B8T)
- Half:**
24, Aleks Maric, vs. Missouri, Feb. 13, 2008 (2nd)
24, Tyronn Lue, vs. Virginia, Dec. 27, 1997 (2nd)
24, Dave Hoppen, vs. South Dakota, Dec. 1, 1984 (1st)
24, Jerry Fort, vs. Missouri, Feb. 22, 1975 (2nd)
- Losing Effort:**
38, Tom Russell, vs. Kansas, Feb. 21, 1962
- Freshman:**
30, Tyronn Lue, vs. Oregon, Nov. 25, 1995
- Sophomore:**
37, Aleks Maric, at Iowa State, Feb. 15, 2006
- Junior:**
41, Aleks Maric, vs. Kansas State, Feb. 13, 2007
- Senior:**
42, Eric Piatkowski, vs. Oklahoma,
at Kansas City, March 11, 1994 (B8T)
- Two Players:**
65, Eric Piatkowski (42) and Bruce Chubick (23),
vs. Oklahoma, at Kansas City,
March 11, 1994 (B8T)
- By Opponent:**
46, Wilt Chamberlain, at Kansas, Feb. 8, 1958
46, Joe Scott, at Missouri, March 6, 1961
46, George Stone, Marshall, March 13, 1967 (NIT)
- By Opponent, Half:**
28, Jim McKean, Washington St., Dec. 12, 1966
- By Opponent, Two Players:**
70, George Stone (46) and Danny D'Antoni (24),
Marshall, March 13, 1967 (NIT)

POINTS - SEASON

- Overall:**
704, Dave Hoppen, 1984-85 (30 games)
- Conference:**
349, Tyronn Lue, 1997-98 (16 games)
- Average:**
23.5, Dave Hoppen, 1984-85 (704 in 30 games)
- Conference Average:**
23.0, Dave Hoppen, 1984-85 (322 in 14 games)
- Freshman:**
445, Dave Hoppen, 1982-83 (32 games)
- Sophomore:**
603, Tyronn Lue, 1996-97 (32 games)
- Junior:**
704, Dave Hoppen, 1984-85 (30 games)
- Senior:**
646, Eric Piatkowski, 1993-94 (31 games)
- 20-Point-or-Better Scoring Games:**
21, Dave Hoppen, 1984-85
- Consecutive 20-Point-or-Better Scoring Games:**
10, Dave Hoppen, 1984-85
- Consecutive Double-Figure Scoring Games by a Freshman:**
9, Joe McCray, Dec. 18, 2004 to Jan. 22, 2005
and Feb. 8 to March 10, 2005

POINTS - CAREER

- Overall:**
2,167, Dave Hoppen, 1983-86 (111 games)
- Conference:**
1,055, Jerry Fort, 1973-76 (56 games)
- Average:**
19.5, Dave Hoppen, 1983-86
(2,167 in 111 games)
- Conference Average:**
20.3, Dave Hoppen, 1983-86
(975 in 48 games)
- 20-Point-or-Better Scoring Games:**
56, Dave Hoppen, 1983-86
- Consecutive Games in Double Figures:**
84, Dave Hoppen, March 11, 1983 to Feb. 1, 1986

FIELD GOALS - GAME

- Made:**
16, Marvin Stewart, vs. Nevada,
Dec. 14, 1970 (24 attempts)
- Conference Made:**
15, Aleks Maric, vs. Iowa State, Feb. 28, 2007
15, Jerry Fort, three times
- Attempted:**
34, by several players
- No Misses:**
9, Chuck Jura, vs. Iowa, Dec. 5, 1970
9, Dave Hoppen, vs. S. Illinois, Nov. 26, 1985
9, Venson Hamilton, vs. Iowa St., Feb. 3, 1996
9, Mikki Moore at Nevada, March 18, 1997 (NIT)
9, Ade Dagunduro vs. UMBC, Dec. 23, 2008
- No Misses, Conference Game:**
9, Venson Hamilton, vs. Iowa St., Feb. 3, 1996
- Consecutive Made (Multiple Games):**
15, Ade Dagunduro, Dec. 20 to Dec. 30, 2008 (3 games)
- Opponent Made:**
20, George Stone, Marshall,
March 13, 1967 (NIT, 38 attempts)
- Opponent Attempted:**
38, George Stone, Marshall,
March 13, 1967 (NIT, 20 made)
- Opponent Made, No Misses:**
11, Lanny Van Eman, at Wichita St., Dec. 4, 1961

FIELD GOALS - SEASON

- Made:**
270, Dave Hoppen, 1984-85 (418 attempts)
- Conference Made:**
132, Jerry Fort, 1974-75 (294 attempts)
- Attempted:**
547, Tyronn Lue, 1997-98 (240 made)
- Conference Attempted:**
294, Jerry Fort, 1974-75 (132 made)
- Percentage*:**
.672, Larry Cox, 1975-76 (133-198)
- Conference Percentage*:**
.648, Dave Hoppen, 1984-85 (127-196)
- Freshman Percentage:**
.563, Mike Naderer, 1977-78 (63-112)
- *Minimum 5 attempts per team game

FIELD GOALS - CAREER

- Made:**
804, Dave Hoppen, 1983-86 (1,341 attempts)
- Conference Made:**
438, Jerry Fort, 1973-76 (1,018 attempts)
- Attempted:**
1,793, Jerry Fort, 1973-76 (777 made)
- Conference Attempted:**
1,018, Jerry Fort, 1973-76 (438 made)
- Percentage*:**
.625, Larry Cox, 1974-76 (270-432)
- Conference Percentage**:**
.619, Larry Cox, 1974-76 (159-257)
- *Minimum 400 attempts; **Minimum 200 attempts

3-PT. FIELD GOALS - GAME

- Made:**
8, Cary Cochran, vs. Baylor, Feb. 27, 2002 (13 att.)
- Conference Made:**
8, Cary Cochran, vs. Baylor, Feb. 27, 2002 (13 att.)
- Attempted:**
16, Ray Gallegos, at Michigan, Jan. 9, 2013 (4 made)



Nebraska's all-time leading scorer and the only player in school history with more than 2,000 career points, Dave Hoppen was the first Husker player to have his jersey (42) retired.

Percentage*:

- 1.000, Ryan Anderson (5-5), at Rutgers, Dec. 2, 2006
- 1.000, Brian Conklin (5-5), vs. Missouri, Feb. 7, 2004
- 1.000, Cary Cochran (5-5), at Missouri, Jan. 6, 2001

Conference Percentage*:

- 1.000, Brian Conklin (5-5), vs. Missouri, Feb. 7, 2004
- 1.000, Cary Cochran (5-5), at Missouri, Jan. 6, 2001

Opponent Made:

- 8, Obi Muonelo, Oklahoma State, March 5, 2007 (11 att.)
- 8, Josh Carter, Texas A&M, Feb. 10, 2007 (11 att.)
- 8, Devin Brown, UT-San Antonio, Nov. 28, 2001 (13 att.)
- 8, Eric Martin, at Oklahoma, Jan. 20, 1999 (10 att.)
- 8, Jerald Brown, Texas A&M, Jan. 11, 1997 (10 att.)
- 8, Randy Rutherford, Oklahoma State, Feb. 1, 1995 (14 att.)
- 8, Dave Sieger, at Oklahoma, Feb. 21, 1987 (13 att.)

Opponent Attempted:

- 17, Dominick Young, at Fresno State, March 22, 1996 (5 made)

Opponent, No Misses:

- 6, Craig Michaelis, at Miami (Ohio), Nov. 27, 1989

*Minimum 5 attempts

3-PT. FIELD GOALS - SEASON

Made:

- 89, Cary Cochran, 2001-02 (207 att.)

Conference Made:

- 53, Cary Cochran, 2001-02 (121 att.)

Freshman Made:

- 80, Joe McCray, 2004-05 (226 att.)

Attempted:

- 271, Ray Gallegos, 2012-13 (83 made)

Conference Attempted:

- 166, Ray Gallegos, 2012-03 (49 made)

Percentage*:

- .559, Brian Conklin, 2003-04 (66-118)

Conference Percentage*:

- .617, Brian Conklin, 2003-04 (37-60)

Freshman Percentage*:

- .463, Jay-R Strowbridge, 2006-07 (25-54)

Consecutive Games 3-Point Goal Scored:

- 35, Cary Cochran, Dec. 20, 2000 to Jan. 5, 2002

*Minimum 1.5 attempts per team game

3-PT. FIELD GOALS - CAREER

Made:

- 268, Cary Cochran, 1999-02 (630 att.)

Conference Made:

- 156, Cary Cochran, 1999-02 (356 att.)

Attempted:

- 630, Cary Cochran, 1999-02 (268 made)

Conference Attempted:

- 356, Cary Cochran, 1999-02 (156 made)

Percentage:

- .431, Brian Conklin, 2001-04 (173-401)

Conference Percentage:

- .463, Henry T. Buchanan, 1987-88 (38-82)

FREE THROWS - GAME

Made:

- 18, David Ponce, at Creighton, Dec. 4, 1982 (19 att.)

Conference Made:

- 16, Tom Russell, vs. Kansas, Feb. 21, 1962 (17 att.)

Attempted:

- 25, Aleks Maric, vs. Kansas State, Feb. 13, 2007 (15 made)

Conference Attempted:

- 25, Aleks Maric, vs. Kansas State, Feb. 13, 2007 (15 made)

No Misses:

- 15, Shavon Shields, vs. Illinois, Feb. 12, 2014
- 15, Jack Moore, vs. Oklahoma St., Feb. 10, 1982

Opponent Made:

- 18, Wilt Chamberlain, at Kansas, Feb. 8, 1958 (23 att.)

Opponent Attempted:

- 23, Wilt Chamberlain, at Kansas, Feb. 8, 1958 (18 made)

Opponent Made, No Misses:

- 15, Kyle Randall, Central Michigan, Dec. 22, 2012
- 15, John Crawford, Iowa State, at Kansas City Dec. 29, 1956 (Holiday Tournament)

FREE THROWS - SEASON

Made:

- 184, Jack Moore, 1979-80 (211 att.)

Conference Made:

- 93, Terran Petteway, 2013-14 (118 att.)

Attempted:

- 227; Kimani Ffriend, 1999-00 (115 made)

Conference Attempted:

- 132; Aleks Maric, 2006-07 (88 made)

Percentage*:

- .939, Jack Moore, 1981-82 (123-131)

Conference Percentage*:

- .938, Jack Moore, 1981-82 (60-64)

Freshman Percentage*:

- .837, Eric Piatkowski, 1990-91 (72-86)

Consecutive Made:

- 39, Jack Moore, Jan. 27 to Feb. 15, 1982

*Minimum 2 attempts per team game

FREE THROWS - CAREER

Made:

- 559, Dave Hoppen, 1983-86 (724 att.)

Conference Made:

- 267, Dave Hoppen, 1983-86 (338 att.)

Attempted:

- 724, Dave Hoppen, 1983-86 (559 made)

Conference Attempted:

- 371, Aleks Maric, 2005-08 (254 made)

Percentage*:

- .901, Jack Moore, 1979-82 (446-495)

Conference Percentage*:

- .877, Jack Moore, 1979-82 (185-211)

*Minimum 200 attempts

REBOUNDS - GAME

Rebounds:

- 26, Bill Johnson, vs. Iowa State, Jan. 4, 1954

Half:

- 15, Carl McPipe, vs. California-Davis, Dec. 16, 1977 (1st)

Two Players:

- 39, Leroy Chalk (20) and Chuck Jura (19), vs. Colorado, March 6, 1971

Opponent:

- 24, Bill Bridges, Kansas, twice
- 24, Andy Hopson, at Oklahoma St., Jan. 26, 1974

Opponent Two Players:

- 39, Dave DeBusschere (23) and Charlie North (16) at Detroit, Dec. 17, 1960

REBOUNDS - SEASON

Overall:

- 335, Aleks Maric, 2007-08 (33 games)
- 335, Venson Hamilton, 1998-99 (33 games)

Conference:

- 186, Aleks Maric, 2007-08 (16 games)

Freshman:

- 169, Aleks Maric, 2004-05 (27 games)

Average:

- 11.7, Chuck Jura, 1971-72 (305 in 26 games)

Conference Average:

- 11.6, Aleks Maric, 2007-08 (186 in 16 games)



Eric Piatkowski helped Nebraska to four straight NCAA Tournament appearances in the early 1990s and posted 1,934 career points to rank second on the Nebraska scoring chart.



Brian Carr holds the Husker career assist record with 682 and is more than 200 assists ahead of second place.

REBOUNDS - CAREER

Overall:
1,080, Venson Hamilton, 1996-99 (129 games)
Conference:
574, Aleks Maric, 2005-08 (64 games)
Average:
10.4, Rex Ekwall, 1955-57 (679 in 65 games)
Conference Average:
10.5, Leroy Chalk, 1969-71 (442 in 42 games)

ASSISTS - GAME

Assists:
18, Brian Carr, at Evansville, Jan. 3, 1985
Conference*:
13, Brian Carr, vs. Missouri, Jan. 28, 1987
Half:
10, Brian Carr, at Evansville, Jan. 3, 1985 (2nd)
10, Charles Richardson Jr., at Rutgers,
Dec. 2, 2006 (2nd)

Opponent:

18, Tom Kivisto, Kansas, at Kansas City,
Dec. 29, 1973 (Big Eight Holiday Tournament)

*Note: Carr had 14 assists at Kansas in a Big Eight Tournament game, March 5, 1985.

ASSISTS - SEASON

Assists:
237, Brian Carr, 1984-85 (30 games)
Conference:
113, Brian Carr, 1984-85 (14 games)
Freshman:
144, Tyronn Lue, 1995-96 (35 games)
Average:
7.90, Brian Carr, 1984-85 (237 in 30 games)
Conference Average:
8.10, Brian Carr, 1984-85 (113 in 14 games)

ASSISTS - CAREER

Assists:
682, Brian Carr, 1984-87 (123 games)
Conference:
297, Brian Carr, 1984-87 (56 games)
Average:
5.54, Brian Carr, 1984-87 (682 in 123 games)

Conference Average:

5.30, Brian Carr, 1984-87 (297 in 56 games)
Note: Assist records available only since 1974.

STEALS - GAME

Steals:
8, Greg Downing, vs. UMKC, Dec. 8, 1982
8, Cookie Belcher, at Texas Tech, Feb. 20, 1999
8, Venson Hamilton, vs. Texas Tech,
March 4, 1999 (B12T)
8, Cookie Belcher, vs. Oklahoma St., Feb. 7, 2001
Conference:
8, Cookie Belcher, at Texas Tech, Feb. 20, 1999
8, Cookie Belcher, vs. Oklahoma St., Feb. 7, 2001
Opponent:
8, Alvin Robertson, at Arkansas, Jan. 3, 1983
8, Dominick Young, at Fresno St., March 22, 1996
8, Jose Winston, Colorado, Jan. 23, 1999

STEALS - SEASON

Steals:
102, Cookie Belcher, 1998-99 (32 games)
Freshman:
87, Cookie Belcher, 1996-97 (33 games)

STEALS - CAREER

Steals:
353, Cookie Belcher, 1997-2001 (131 games)
Conference:
163, Cookie Belcher, 1997-2001 (64 games)
Note: Steal statistics available only since 1978.

BLOCKS - GAME

Blocks:
9, Mikki Moore, vs. Coppin State, Dec. 6, 1996
Conference:
7, Rich King, at Oklahoma State, Jan. 20, 1990
7, Kimani Ffriend, at Kansas St., Jan. 30, 2001
7, John Turek, vs. Colorado, March 2, 2005
Opponent:
8, Walter Downing, DePaul, March 28, 1983 (NIT)
8, John Flippen, Baylor, March 9, 2000 (B12)
8, Diamond Stone, Maryland, Feb. 3, 2016

BLOCKS - SEASON

Blocks:
91, Derrick Chandler, 1991-92 (29 games)
Conference:
43, Venson Hamilton, 1998-99 (16 games)
Freshman:
41, Jorge Brian Diaz, 2009-10 (33 games)

BLOCKS - CAREER

Blocks:
241, Venson Hamilton, 1996-99 (129 games)
Conference:
106, Venson Hamilton, 1996-99 (59 games)
Note: Blocked shot statistics available only since 1978.

MINUTES PLAYED - GAME

Minutes Played:
60, Jack Moore and Andre Smith,
vs. UAB, Dec. 22, 1979 (4OT)

PLAYING TIME - SEASON

Games Played:
35, Terrance Badgett, Bernard Garner,
Tyronn Lue, Mikki Moore, Erick Strickland, 1995-96
Games Started:
34, Beau Reid, Clifford Scales, 1990-91
34, Jaron Boone, Bernard Garner, Tyronn Lue,
Erick Strickland, 1995-96
34, Andrew White III, Benny Parker, 2015-16
Minutes Played:
1,237, Ray Gallegos, 2012-13 (33 games)
Conference Minutes Played:
694, Ray Gallegos, 2012-13 (18 games)
Minutes Played Per Game:
38.5, Dave Hoppen, 1984-85 (1,155 in 30 games)
Conference Minutes Played Per Game:
39.1, Dave Hoppen, 1984-85 (548 in 14 games)

PLAYING TIME - CAREER

Games Played:
131, Cookie Belcher, 1997-2001
Consecutive Games Played:
130, Benny Parker, 2013-16
Games Started:
128, Cookie Belcher, 1997-2001 (131 games)
Consecutive Games Started:
111, Dave Hoppen, 1983-86
Minutes Played:
4,095, Cookie Belcher, 1997-2001 (131 games)
Conference Minutes Played:
2,230, Shavon Shields, 2013-16 (68 games)
Minutes Played Per Game, Four-Year Career:
33.4, Dave Hoppen, 1983-86 (3,711 in 111 games)
Minutes Played Per Game, Three-Year Career:
34.5, Andre Smith, 1979-81 (2,901 in 84
games; minutes not available for Smith's
freshman year, 1978)
Minutes Played Per Game, Two-Year Career:
33.3, Stan Cloudy, 1983-84 (2,066 in 62 games)
Conference Minutes Played Per Game:
35.5, Tyronn Lue, 1996-98 (1,633 in 46 games)

POINTS - GAME

Overall:
 117, vs. Oklahoma (113), at Kansas City, Mo., March 8, 1991 (OT, B8T); vs. Harvard (79), Dec. 1, 1989

Conference:
 111, at Oklahoma (99), Jan. 26, 1991; at Oklahoma (115), Feb. 14, 1994 (OT)

Home Court:
 117, vs. Harvard (79), Dec. 1, 1989

Opponent's Court:
 111, at Oklahoma (99), Jan. 26, 1991
 111, at Oklahoma (115), Feb. 14, 1994 (OT)

Neutral Court:
 117, vs. Oklahoma (113), at Kansas City, Mo., March 8, 1991 (OT, B8T)

First Half:
 64, vs. Tennessee Tech, Dec. 14, 1990

Second Half:
 66, vs. Oklahoma, Feb. 16, 1991

Both Teams:
 230, at Oklahoma (133), Nebraska (97), Feb. 21, 1987
 230, Nebraska (117), Oklahoma (113), at Kansas City, Mo., March 8, 1991 (OT, B8T)

Losing Effort:
 111, at Oklahoma (115), Feb. 14, 1994 (OT)

Margin of Victory:
 74, Nebraska (82), at Crete (8), Jan. 4, 1907

Margin of Defeat:
 56, at Kansas (102), Nebraska (46), Feb. 8, 1958

Players Scoring in Double Figures:
 8, at Oklahoma, Jan. 26, 1991,
 [Tony Farmer (22), Carl Hayes (16), Beau Reid (14), Rich King (12), Jose Ramos (12), Eric Piatkowski (11), Keith Moody (11), Clifford Scales (10)]
 8, vs. Appalachian State, Dec. 31, 1994,
 [Erick Strickland (21), Jaron Boone (17), Mikki Moore (12), Chris Sallee (12), Tom Wald (11), Melvin Brooks (10), Terrance Badgett (10), Chester Surlis (10)]

Opponent:
 133, at Oklahoma (NU 97), Feb. 21, 1987

Opponent, Half:
 70, at Oklahoma, Feb. 21, 1987 (2nd)

POINTS - SEASON

Overall:
 2,977, 1990-91 (34 games)

Conference:
 1,219, 1993-94 (14 games)

Average:
 87.6, 1990-91 (2,977 in 34 games)

Conference Average:
 87.1, 1993-94 (1,219 in 14 games)

Opponent:
 2,672, 1990-91 (34 games)

Opponent, Conference:
 1,297, 1989-90 (14 games)

Opponent Average:
 86.1, 1989-90 (2,410 points in 28 games)

Opponent Conference Average:
 92.6, 1989-90 (1,297 in 14 games)

NU 100-Point Games:
 7, 1990-91

Opponent 100-Point Games:
 6, 1989-90

FIELD GOALS - GAME

Made:
 51, vs. Nevada, Dec. 14, 1970 (81 att.)

Conference Made:
 44, vs. Missouri, Jan. 28, 1967 (86 att.)

Attempted:
 97, vs. Cal State Fullerton, Dec. 4, 1967 (41 made)

Conference Attempted:
 83, vs. Oklahoma, Jan. 25, 1992 (28 made)

Percentage:
 .750, vs. Nebraska-Omaha, Jan. 25, 1988 (42-56)

Conference Percentage:
 .679, at Kansas, Feb. 5, 1980 (19-28)

Half Percentage:
 .840, vs. Nebraska-Omaha, Jan. 25, 1988 (21-25, 1st)

Conference Half Percentage:
 .833, vs. Iowa State, Feb. 21, 1985 (15-18, 2nd)

Opponent Made:
 50, at Oklahoma, Feb. 21, 1987 (88 att.)

Opponent Attempted:
 91, three times, most recently at Southern Utah, Nov. 30, 1991 (39 made)

Opponent Percentage:
 .771, Kansas State, at Nebraska, Feb. 3, 1982 (27-35)

Opponent Half Percentage:
 .857, Kansas State, at Nebraska, Feb. 3, 1982 (12-14, 1st)

FIELD GOALS - SEASON

Made:
 1,081, 1990-91 (2,185 att.)

Conference Made:
 439, 1997-98 (976 att.)

Attempted:
 2,185, 1990-91 (1,081 made)

Conference Attempted:
 976, 1997-98 (439 made)

Percentage:
 .514, 1983-84 (786-1,529)

Conference Percentage:
 .511, 1982-83 (346-677)

Opponent Percentage:

.521, 1979-80 (856-1,644)
Opponent Conference Percentage:
 .530, 1979-80 (366-694)

3-PT. FIELD GOALS - GAME

Made:
 18, vs. Kansas, Feb. 24, 2002 (37 att.)

Attempted:
 37, vs. Kansas, Feb. 24, 2002 (18 made)

Percentage*:
 .750, vs. Texas-Pan American, Dec. 2, 2009 (9-12)

Conference Percentage*:
 .667, at Kansas State, Feb. 17, 2010 (14-21)

Opponent Made:
 17, at Oklahoma, Feb. 21, 1987 (27 att.)

Opponent Attempted:
 37, Baylor, Feb. 14, 1998 (9 made)

Opponent Percentage*:
 .765, at Kansas State, Jan. 10, 1987 (13-17)

*Minimum 10 attempts

3-PT. FIELD GOALS - SEASON

Made:
 267, 2001-02 (729 att.)

Conference Made:
 167, 2001-02 (447 att.)

Attempted:
 729, 2001-02 (267 made)

Conference Attempted:
 447, 2001-02 (167 made)

Percentage:
 .397, 2009-10 (217-547)

Conference Percentage:
 .413, 1986-87 (52-126)

Opponent Percentage:
 .423, 1986-87 (143-338)

Opponent Conference Percentage:
 .500, 1986-87 (59-118)



Before leaving a year early for the NBA Draft, Tyrone Lue led NU to three postseason tournament appearances. He ranks ninth on the Nebraska career scoring chart and fourth in career assists and was inducted into the Nebraska Basketball Hall of Fame in 2013.

**FREE THROWS - GAME**

Made:
43, vs. Texas, Jan. 3, 1996 (59 att.)

Attempted:
60, vs. Kansas State, Jan. 11, 1954 (36 made)

No Misses:
17, at Oklahoma State, Jan. 31, 1979

No Misses, Half:
17, vs. Oklahoma, at Kansas City,
March 8, 1991 (1st, B8T)

Consecutive Made:
25 vs. Oklahoma, at Kansas City, Dec. 28, 1967

Opponent Made:
44, Oklahoma State, at Nebraska, Feb. 14, 1990 (52 att.)

Opponent Attempted:
52, Oklahoma St., at Nebraska, Feb. 14, 1990 (44 made)

Opponent No Misses:
16, at Kansas State, Jan. 26, 1980

FREE THROWS - SEASON

Made:
690, 1990-91 (981 att.)

Conference Made:
301, 1990-91 (417 att.)

Attempted:
981, 1990-91 (690 made)

Conference Attempted:
417, 1990-91 (301 made)

Percentage:
.767, 2011-12 (335-437)

Conference Percentage:
.782, 1993-94 (258-330)

Consecutive Made:
34, 1985-86 (last 13 at Oklahoma, Jan. 29;
first 21 at Colorado, Feb. 1)

Opponent Percentage:
.750, 1979-80 (389-519)

Opponent Conference Percentage:
.800, 1979-80 (179-212)

REBOUNDS - GAME

Rebounds:
77, vs. Kansas State, Feb. 18, 1957

Opponent:
77, at Kansas, Feb. 23, 1957

REBOUNDS - SEASON

Rebounds:
1,454, 1990-91 (34 games)

Conference:
655, 1959-60 (14 games)

Average:
48.8, 1959-60 (1,170 in 24 games)

Conference Average:
46.8, 1959-60 (655 in 14 games)

Highest Margin:
+6.6, 1990-91 (42.8-36.2)

Opponent Average:
49.6, 1959-60 (1,191 in 24 games)

ASSISTS - GAME

Assists:
36, vs. Montana State, Dec. 23, 1977

Conference:
31, vs. Iowa State, Feb. 4, 1973

Opponent:
36, at Oklahoma, Feb. 21, 1987

ASSISTS - SEASON

Assists:
696, 1990-91 (34 games)

Conference:
289, 1984-85 (14 games)

Average:
20.5, 1984-85 (615 in 30 games)

Conference Average:
20.6, 1984-85 (289 in 14 games)

Opponent:
579, 1990-91 (34 games)

Opponent Conference:
309, 1989-90 (14 games)

Note: Assist statistics available only since 1974.

TURNOVERS - GAME

Fewest:
2, vs. Purdue, Jan. 16, 2013

Most:
31, at Creighton, Dec. 11, 2005

Fewest by Opponent:
4, Missouri, March 10, 2010 (B12T)
4, Western Kentucky, March 14, 1986 (NCAA)
4, at Evansville, Jan. 3, 1985

Most by Opponent:
35, Denver, at Nebraska, Nov. 26, 1982

TURNOVERS - SEASON

Fewest:
302, 1981-82 (28 games)

Fewest Conference:
132, 1981-82 (14 games)

Most:
627, 1995-96 (35 games)

Most Conference:
310, 1999-00 (16 games)

Fewest Per Game:
10.7, 2012-13 (352 in 33 games)

Most Per Game:
19.3, 1999-00 (579 in 30 games)

Fewest Opponent:
363, 1985-86 (30 games)

Fewest Opponent Conference:
168, 1984-85 (14 games)

Most Opponent:
618, 1990-91 (34 games)

Most Opponent Conference:
291, 1998-99 (16 games)

Note: Turnover statistics available only since 1978.

BLOCKED SHOTS - GAME

Most:
15, vs. Coppin State, Dec. 6, 1996

Conference:
12, vs. Colorado, March 2, 2005

Opponent:
17, at Iowa State, Jan. 25, 2003

BLOCKED SHOTS - SEASON

Most:
202, 1996-97 (33 games)

Conference:
85, 1996-97 (16 games)

Opponent:
144, 2002-03 (30 games)

Opponent Conference:
95, 2002-03 (16 games)

Note: Blocked shot statistics available only since 1978.

STEALS - GAME

Steals:
23, vs. Texas Tech, March 4, 1999 (B12T)

Conference:
21, vs. Texas, Jan. 10, 1999

Opponent:
20, at Oklahoma, Jan. 14, 1993

STEALS - SEASON

Steals:
359, 1998-99 (33 games)

Conference:
166, 1998-99 (16 games)

Opponent:
327, 1995-96 (35 games)

Opponent Conference:
165, 1991-92 (14 games)

Note: Steal statistics available only since 1978.

GAMES PLAYED - SEASON

Played:
35, 1995-96 (21-14)

Victories:
26, 1990-91 (8 losses)

Conference Victories:
12, 1915-16 (12-0)
12, 1965-66 (12-2)

Home Victories:
17, 2010-11 (2 losses)
17*, 2007-08 (3 losses)
17, 1982-83 (1 loss)

* game at Qwest Center Omaha considered home game

Road Victories:
12, 1990-91 (7 losses)

Percentage:
.933, 1911-12 (14-1)

Conference Percentage:
1.000, 1911-12 (8-0)
1.000, 1912-13 (10-0)
1.000, 1913-14 (7-0)
1.000, 1915-16 (12-0)

Losses:
19, 1962-63 (6 wins); 1999-2000 (11 wins);
2002-03 (11 wins)

Conference Losses:
14, 2009-10 (2 wins); 2011-12 (4 wins)

Home Losses:
9, 1931-32 (1 win); 1962-63 (4 wins)

Road Losses:
13, 1951-52 (0 wins)
13, 1963-64 (1 win)
13, 1999-00 (1 win)
13, 2002-03 (3 wins)

Overtime Games:
4, 1955-56 (won 3)
4, 1979-80 (won 3)
4, 1986-87 (won 4)
4, 1996-97 (won 2)
4, 2007-08 (won 1)

Overtimes, Single Game:
4, Nebraska 92, UAB 84, at Nebraska, Dec. 22, 1979



POINTS SCORED

Table with 2 columns: Rank, Player (Year) and Points. Top entries: 1. Dave Hoppen (1985) 704, 2. Tyronn Lue (1998) 678, 3. Eric Piatkowski (1994) 646.

SCORING AVERAGE (min. 400 pts.)

Table with 4 columns: Rank, Player (Year), G, Pts., Avg. Top entries: 1. Dave Hoppen (1985) 30, 704, 23.5, 2. Dave Hoppen (1986) 19, 420, 22.1.

FIELD GOALS MADE

Table with 2 columns: Rank, Player (Year) and Points. Top entries: 1. Dave Hoppen (1985) 270, 2. Tyronn Lue (1998) 240, 3. Andre Smith (1980) 237.

FIELD GOALS ATTEMPTED

Table with 2 columns: Rank, Player (Year) and Points. Top entries: 1. Tyronn Lue (1998) 547, 2. Jerry Fort (1975) 508, 3. Jerry Fort (1974) 484.

FIELD GOAL PCT. (min. 5 att./team game)

Table with 3 columns: Rank, Player (Year), FG-FGA, Pct. Top entries: 1. Larry Cox (1976) 133-198, 62%, 2. Dave Hoppen (1985) 270-418, 64%.

3-POINT FIELD GOALS MADE

Table with 2 columns: Rank, Player (Year) and Points. Top entries: 1. Cary Cochran (2002) 89, 2. Andrew White III (2016) 87, 3. Ray Gallegos (2013) 83.

3-POINT FIELD GOALS ATTEMPTED

Table with 2 columns: Rank, Player (Year) and Points. Top entries: 1. Ray Gallegos (2013) 271, 2. Joe McCray (2005) 226, 3. Terran Petteway (2015) 217.

3-POINT PCT. (min. 25 made)

Table with 4 columns: Rank, Player (Year), 3FG-Att., Pct. Top entries: 1. Brian Conklin (2004) 66-118, 55%, 2. Cary Cochran (2001) 78-165, 47%.

FREE THROWS MADE

Table with 2 columns: Rank, Player (Year) and Points. Top entries: 1. Jack Moore (1980) 184, 2. Terran Petteway (2014) 167, 3. Dave Hoppen (1985) 164.

FREE THROWS ATTEMPTED

Table with 2 columns: Rank, Player (Year) and Points. Top entries: 1. Kimani Ffriend (2000) 221, 2. Aleks Maric (2007) 216, 3. Kimani Ffriend (2001) 213.

FREE THROW PCT. (min. 2 att./game)

Table with 3 columns: Rank, Player (Year), FT-FTA, Pct. Top entries: 1. Jack Moore (1982) 123-131, 93%, 2. Cary Cochran (2002) 71-77, 92%.

REBOUNDS

Table with 2 columns: Rank, Player (Year) and Points. Top entries: 1. Aleks Maric (2008) 335, 2. Venson Hamilton (1999) 335, 3. Venson Hamilton (1998) 315.

REBOUND AVG. (min. 175 rebounds)

Table with 4 columns: Rank, Player (Year), G, Reb., Avg. Top entries: 1. Chuck Jura (1972) 26, 305, 11.7, 2. Rex Ekwall (1955) 21, 241, 11.5.

ASSISTS

Table with 2 columns: Rank, Player (Year) and Points. Top entries: 1. Brian Carr (1985) 237, 2. Brian Carr (1986) 201, 3. Charles Richardson Jr. (2007) 179.

ASSISTS PER GAME (min. 100 Assists)

Table with 4 columns: Rank, Player (Year), G, Assists, APG. Top entries: 1. Brian Carr (1985) 30, 237, 7.90, 2. Brian Carr (1986) 30, 201, 6.70.

STEALS

Table with 2 columns: Rank, Player (Year) and Points. Top entries: 1. Cookie Belcher (1999) 102, 2. Erick Strickland (1995) 89, 3. Cookie Belcher (1997) 87.

BLOCKED SHOTS

Table with 2 columns: Rank, Player (Year) and Points. Top entries: 1. Derrick Chandler (1992) 91, 2. Mikki Moore (1997) 88, 3. Kimani Ffriend (2000) 85.

MINUTES PLAYED

Table with 2 columns: Rank, Player (Year) and Points. Top entries: 1. Ray Gallegos (2013) 1,237, 2. Dylan Talley (2013) 1,173, 3. Dave Hoppen (1985) 1,155.

POINTS

| | | |
|-----|----------------------------|-------|
| 1. | Dave Hoppen (1983-86) | 2,167 |
| 2. | Eric Piatkowski (1991-94) | 1,934 |
| 3. | Jerry Fort (1973-76) | 1,882 |
| 4. | Andre Smith (1978-81) | 1,717 |
| 5. | Aleks Maric (2005-08) | 1,630 |
| | Shavon Shields (2013-16) | 1,630 |
| 7. | Jaron Boone (1993-96) | 1,609 |
| 8. | Erick Strickland (1993-96) | 1,586 |
| 9. | Tyronn Lue (1996-98) | 1,577 |
| 10. | Cookie Belcher (1997-2001) | 1,552 |

SCORING AVERAGE (min. 675 Points)

| | G | Pts. | Avg. | |
|-----|---------------------------|------|-------|------|
| 1. | Dave Hoppen (1983-86) | 111 | 2,167 | 19.5 |
| 2. | Terran Petteway (2014-15) | 63 | 1,143 | 18.1 |
| 3. | Jerry Fort (1973-76) | 105 | 1,882 | 17.9 |
| 4. | Tom Baack (1966-68) | 75 | 1,299 | 17.3 |
| 5. | Marvin Stewart (1969-71) | 75 | 1,138 | 17.2 |
| 6. | Stuart Lantz (1969-71) | 75 | 1,269 | 16.9 |
| 7. | Chuck Jura (1970-72) | 77 | 1,255 | 16.3 |
| 8. | Tyronn Lue (1996-98) | 99 | 1,577 | 15.9 |
| 9. | Eric Piatkowski (1991-94) | 123 | 1,934 | 15.7 |
| 10. | Andre Smith (1978-81) | 114 | 1,717 | 15.1 |

FIELD GOALS MADE

| | | |
|-----|---------------------------|-----|
| 1. | Dave Hoppen (1983-86) | 804 |
| 2. | Jerry Fort (1973-76) | 777 |
| 3. | Eric Piatkowski (1991-94) | 676 |
| 4. | Andre Smith (1978-81) | 673 |
| 5. | Aleks Maric (2005-08) | 589 |
| 6. | Jaron Boone (1993-96) | 575 |
| 7. | Rich King (1988-91) | 564 |
| 8. | Shavon Shields (2013-16) | 562 |
| 9. | Tyronn Lue (1996-98) | 560 |
| 10. | Carl McPipe (1976-79) | 546 |

FIELD GOALS ATTEMPTED

| | | |
|-----|----------------------------|-------|
| 1. | Jerry Fort (1973-76) | 1,793 |
| 2. | Eric Piatkowski (1991-94) | 1,436 |
| 3. | Dave Hoppen (1983-86) | 1,341 |
| 4. | Jaron Boone (1993-96) | 1,327 |
| 5. | Tyronn Lue (1996-98) | 1,255 |
| 6. | Shavon Shields (2013-16) | 1,236 |
| 7. | Erick Strickland (1993-96) | 1,219 |
| 8. | Larry Florence (1997-2000) | 1,150 |
| 9. | Andre Smith (1978-81) | 1,148 |
| 10. | Tom Baack (1966-68) | 1,138 |

FIELD GOAL PCT. (min. 400 att.)

| | FG-FGA | Pct. | |
|-----|--------------------------|-----------|------|
| 1. | Larry Cox (1974-76) | 270-432 | .625 |
| 2. | Dave Hoppen (1983-86) | 804-1,341 | .600 |
| 3. | Andre Smith (1978-81) | 673-1,148 | .586 |
| 4. | Kimani Ffriend (2000-01) | 267-460 | .580 |
| 5. | Rich King (1988-91) | 564-1,000 | .564 |
| 6. | Bruce Chubick (1991-94) | 303-540 | .561 |
| 7. | Mikki Moore (1994-97) | 274-676 | .553 |
| 8. | Chuck Jura (1970-72) | 500-910 | .549 |
| 9. | Bernard Day (1985-86) | 309-567 | .545 |
| 10. | Pete Manning (1988-89) | 242-446 | .543 |

3-POINT FIELD GOALS MADE

| | | |
|-----|----------------------------|-----|
| 1. | Cary Cochran (1999-2002) | 268 |
| 2. | Eric Piatkowski (1991-94) | 202 |
| 3. | Ryan Anderson (2007-10) | 185 |
| 4. | Jaron Boone (1993-96) | 181 |
| 5. | Erick Strickland (1993-96) | 179 |
| 6. | Brian Conklin (2001-04) | 176 |
| 7. | Ray Gallegos (2010-14) | 158 |
| 8. | Cookie Belcher (1997-2001) | 146 |
| 9. | Tyronn Lue (1996-98) | 145 |
| 10. | Paul Velander (2006-09) | 128 |

3-POINT FIELD GOALS ATTEMPTED

| | | |
|-----|----------------------------|-----|
| 1. | Cary Cochran (1999-2002) | 630 |
| 2. | Eric Piatkowski (1991-94) | 564 |
| 3. | Ray Gallegos (2010-14) | 517 |
| 4. | Erick Strickland (1993-96) | 512 |
| 5. | Jaron Boone (1993-96) | 501 |
| 6. | Ryan Anderson (2007-10) | 470 |
| 7. | Cookie Belcher (1997-2001) | 450 |
| 8. | Brian Conklin (2001-04) | 407 |
| | Tyronn Lue (1996-98) | 407 |
| 10. | Terran Petteway (2014-15) | 364 |

3-POINT FG PCT. (min. 100 att.)

| | 3FG-Att. | Pct. | |
|-----|-----------------------------|---------|-------|
| 1. | Brian Conklin (2001-04) | 176-407 | .432 |
| 2. | Cary Cochran (1999-2002) | 268-630 | .425 |
| 3. | Jay-R Strowbridge (2007-08) | 50-122 | .410 |
| 4. | Clifford Scales (1988-91) | 45-110 | .409 |
| 5. | Henry T. Buchanan (1987-88) | 67-165 | .406 |
| 6. | Chris Cresswell (1990-92) | 103-261 | .3946 |
| 7. | Ryan Anderson (2007-10) | 185-470 | .3936 |
| 8. | Marcus Perry (2006-07) | 98-249 | .3935 |
| 9. | Eshaunte Jones (2010-2011) | 68-172 | .390 |
| 10. | Paul Velander (2006-09) | 128-329 | .389 |

FREE THROWS MADE

| | | |
|-----|----------------------------|-----|
| 1. | Dave Hoppen (1983-86) | 559 |
| 2. | Aleks Maric (2005-08) | 448 |
| 3. | Jack Moore (1979-82) | 446 |
| 4. | Shavon Shields (2013-16) | 429 |
| 5. | Eric Piatkowski (1991-94) | 380 |
| 6. | Andre Smith (1978-81) | 371 |
| 7. | Venson Hamilton (1996-99) | 360 |
| 8. | Rich King (1988-91) | 345 |
| 9. | Erick Strickland (1993-96) | 337 |
| 10. | Jerry Fort (1973-76) | 328 |

FREE THROW ATTEMPTS

| | | |
|-----|---------------------------|-----|
| 1. | Dave Hoppen (1983-86) | 724 |
| 2. | Aleks Maric (2005-08) | 679 |
| 3. | Venson Hamilton (1996-99) | 590 |
| 4. | Shavon Shields (2013-16) | 565 |
| 5. | Andre Smith (1978-81) | 562 |
| 6. | Rich King (1988-91) | 510 |
| 7. | Jack Moore (1979-82) | 495 |
| 8. | Eric Piatkowski (1991-94) | 489 |
| 9. | Jerry Fort (1973-76) | 486 |
| 10. | Bill Johnson (1952-54) | 484 |

FREE THROW PCT. (min. 200 att.)

| | FT-FTA | Pct. | |
|-----|----------------------------------|---------|------|
| 1. | Jack Moore (1979-82) | 446-495 | .901 |
| 2. | Tom Baack (1966-68) | 247-297 | .832 |
| 3. | Brandon Richardson (2009-12) | 230-278 | .827 |
| 4. | Brandon Ubel (2010-13) | 240-299 | .803 |
| 5. | Brian Carr (1984-87) | 230-287 | .801 |
| 6. | Nate Johnson (2003-04) | 186-233 | .798 |
| 7. | Jamar Johnson (1992-94) | 166-210 | .790 |
| | Bob Gratopp (1968-70) | 316-400 | .790 |
| 9. | Tyronn Lue (1996-98) | 312-396 | .788 |
| 10. | Charles Richardson Jr. (2004-07) | 156-200 | .780 |

REBOUNDS (since 1952)

| | | |
|-----|---------------------------|-------|
| 1. | Venson Hamilton (1996-99) | 1,080 |
| 2. | Aleks Maric (2005-08) | 1,015 |
| 3. | Leroy Chalk (1969-71) | 782 |
| 4. | Dave Hoppen (1983-86) | 773 |
| 5. | Rich King (1988-91) | 761 |
| 6. | Andre Smith (1978-81) | 753 |
| 7. | Chuck Jura (1970-72) | 740 |
| 8. | Carl McPipe (1976-79) | 723 |
| 9. | John Turek (2002-05) | 682 |
| 10. | Rex Ekwall (1955-57) | 679 |

REBOUND AVG. (min. 400 rebounds)

| | G | Reb. | Avg. | |
|-----|----------------------------|------|-------|------|
| 1. | Rex Ekwall (1955-57) | 65 | 679 | 10.4 |
| 2. | Leroy Chalk (1969-71) | 76 | 782 | 10.3 |
| 3. | Chuck Jura (1970-72) | 77 | 740 | 9.6 |
| 4. | Bill Johnson (1952-54) | 65 | 569 | 9.5 |
| 5. | Tom Russell (1961-62) | 49 | 432 | 8.8 |
| 6. | Herschell Turner (1958-60) | 72 | 626 | 8.7 |
| 7. | Kimani Ffriend (2000-01) | 58 | 492 | 8.5 |
| 8. | Aleks Maric (2005-08) | 121 | 1,015 | 8.4 |
| 9. | Venson Hamilton (1996-99) | 129 | 1,080 | 8.4 |
| 10. | Derrick Chandler (1992-93) | 60 | 490 | 8.2 |

ASSISTS (since 1974)

| | | |
|-----|----------------------------------|-----|
| 1. | Brian Carr (1984-87) | 682 |
| 2. | Cookie Belcher (1997-2001) | 477 |
| 3. | Jaron Boone (1993-96) | 446 |
| 4. | Tyronn Lue (1996-98) | 432 |
| 5. | Erick Strickland (1993-96) | 414 |
| 6. | Charles Richardson Jr. (2004-07) | 399 |
| 7. | Jack Moore (1979-82) | 382 |
| 8. | Jamar Johnson (1992-94) | 355 |
| 9. | Clifford Scales (1988-91) | 354 |
| 10. | Beau Reid (1988-91) | 344 |

STEALS (since 1978)

| | | |
|----|------------------------------|-----|
| 1. | Cookie Belcher (1997-2001) | 353 |
| 2. | Erick Strickland (1993-96) | 257 |
| 3. | Venson Hamilton (1996-99) | 186 |
| 4. | Clifford Scales (1988-91) | 177 |
| 5. | Ryan Anderson (2007-10) | 166 |
| 6. | Brian Carr (1984-87) | 159 |
| 7. | Tyronn Lue (1996-98) | 154 |
| 8. | Brandon Richardson (2009-12) | 145 |
| 9. | Benny Parker (2013-16) | 137 |
| | Larry Florence (1997-2000) | 137 |

BLOCKED SHOTS (since 1978)

| | | |
|-----|----------------------------|-----|
| 1. | Venson Hamilton (1996-99) | 241 |
| 2. | Mikki Moore (1994-97) | 236 |
| 3. | Rich King (1988-91) | 183 |
| 4. | John Turek (2002-05) | 163 |
| 5. | Kimani Ffriend (2000-01) | 159 |
| 6. | Aleks Maric (2005-08) | 145 |
| 7. | Derrick Chandler (1992-93) | 144 |
| 8. | Wes Wilkinson (2003-06) | 113 |
| 9. | Jorge Brian Diaz (2010-12) | 110 |
| 10. | Cookie Belcher (1997-2001) | 83 |

GAMES PLAYED

| | | |
|----|----------------------------|-----|
| 1. | Cookie Belcher (1997-2001) | 131 |
| 2. | Benny Parker (2013-16) | 130 |
| 3. | Venson Hamilton (1996-99) | 129 |
| 4. | Sek Henry (2007-10) | 128 |
| | Terrance Badgett (1993-96) | 127 |
| | Erick Strickland (1993-96) | 127 |
| | Jaron Boone (1993-96) | 127 |
| 8. | Brandon Ubel (2010-13) | 125 |
| 9. | Andy Markowski (1996-99) | 124 |
| | Rich King (1988-91) | 124 |

GAMES STARTED

| | | |
|-----|----------------------------|-----|
| 1. | Cookie Belcher (1997-2001) | 129 |
| 2. | Shavon Shields (2013-16) | 112 |
| 3. | Dave Hoppen (1983-86) | 111 |
| 4. | Larry Florence (1997-2000) | 105 |
| 5. | Jaron Boone (1993-96) | 102 |
| 6. | Ryan Anderson (2007-10) | 101 |
| 7. | Sek Henry (2007-10) | 99 |
| | Aleks Maric (2005-08) | 99 |
| 9. | Jake Muhleisen (2002-05) | 98 |
| 10. | Jerry Fort (1973-76) | 97 |

RECORDS

N 2016-17 NEBRASKA BASKETBALL

SINGLE-SEASON RECORDS BY CLASS

POINTS SCORED (since 1970)

| Senior | |
|---------------------------------|-----|
| 1. Eric Piatkowski (1994)..... | 646 |
| 2. Marvin Stewart (1971)..... | 556 |
| 3. Chuck Jura (1972)..... | 551 |
| 4. Rich King (1991)..... | 526 |
| 5. Aleks Maric (2008)..... | 519 |
| 6. Venson Hamilton (1999)..... | 518 |
| 7. Erick Strickland (1996)..... | 516 |
| 8. Jerry Fort (1976)..... | 513 |
| 9. Shavon Shields (2016)..... | 503 |
| 10. Cookie Belcher (2001)..... | 492 |

| Junior | |
|---------------------------------|-----|
| 1. Dave Hoppen (1985)..... | 704 |
| 2. Tyronn Lue (1998)..... | 678 |
| 3. Andre Smith (1980)..... | 600 |
| 4. Jaron Boone (1995)..... | 559 |
| 5. Terran Petteway (2015)..... | 564 |
| 6. Andrew White III (2016)..... | 563 |
| 7. Aleks Maric (2007)..... | 556 |
| 8. Jerry Fort (1975)..... | 525 |
| 9. Erick Strickland (1995)..... | 505 |
| 10. Eric Piatkowski (1993)..... | 502 |

| Sophomore | |
|--------------------------------|-----|
| 1. Tyronn Lue (1997)..... | 603 |
| 2. Dave Hoppen (1984)..... | 598 |
| 3. Terran Petteway (2014)..... | 579 |
| 4. Jerry Fort (1974)..... | 468 |
| 5. Jack Moore (1980)..... | 458 |
| 6. Carl McPipe (1977)..... | 440 |
| 7. Eric Piatkowski (1992)..... | 414 |
| 8. Shavon Shields (2014)..... | 409 |
| 9. Brian Banks (1977)..... | 386 |
| 10. Beau Reid (1989)..... | 382 |

| Freshman | |
|---------------------------------|-----|
| 1. Dave Hoppen (1983)..... | 445 |
| 2. Joe McCray (2005)..... | 432 |
| 3. Jerry Fort (1973)..... | 376 |
| 4. Eric Piatkowski (1991)..... | 372 |
| 5. Jake Muhleisen (2002)..... | 328 |
| 6. Cookie Belcher (1997)..... | 305 |
| 7. Tyronn Lue (1996)..... | 296 |
| 8. Glynn Watson Jr. (2016)..... | 292 |
| 9. Jorge Brian Diaz (2010)..... | 291 |
| 10. Jamel White (2006)..... | 287 |

SCORING AVERAGE (since 1970)

| Senior | |
|---------------------------------|------|
| 1. Dave Hoppen (1986)..... | 22.1 |
| 2. Eric Piatkowski (1994)..... | 21.5 |
| 3. Marvin Stewart (1971)..... | 21.4 |
| 4. Chuck Jura (1972)..... | 21.2 |
| 5. Jerry Fort (1976)..... | 19.0 |
| 6. Andre Smith (1981)..... | 18.3 |
| 7. Shavon Shields (2016)..... | 16.8 |
| 8. Cookie Belcher (2001)..... | 16.4 |
| 9. Aleks Maric (2008)..... | 15.7 |
| 10. Venson Hamilton (1999)..... | 15.7 |

| Junior | |
|---------------------------------|------|
| 1. Dave Hoppen (1985)..... | 23.5 |
| 2. Tyronn Lue (1998)..... | 21.2 |
| 3. Jerry Fort (1975)..... | 20.2 |
| 4. Andre Smith (1980)..... | 19.4 |
| 5. Tyronn Lue (1997)..... | 18.8 |
| 6. Aleks Maric (2007)..... | 18.5 |
| 7. Terran Petteway (2015)..... | 18.2 |
| 8. Jaron Boone (1995)..... | 17.5 |
| Chuck Jura (1971)..... | 17.5 |
| 10. Eric Piatkowski (1993)..... | 16.7 |

| Sophomore | |
|--------------------------------|------|
| 1. Dave Hoppen (1984)..... | 19.9 |
| 2. Tyronn Lue (1997)..... | 18.8 |
| 3. Jerry Fort (1974)..... | 18.0 |
| 4. Terran Petteway (2014)..... | 18.1 |
| 5. Carl McPipe (1977)..... | 15.2 |
| 6. Jack Moore (1980)..... | 14.8 |
| 7. Eric Piatkowski (1992)..... | 14.3 |
| 8. Andre Smith (1979)..... | 13.5 |
| 9. Brian Banks (1977)..... | 13.3 |
| 10. Shavon Shields (2014)..... | 12.8 |

| Freshman | |
|----------------------------------|------|
| 1. Joe McCray (2005)..... | 15.5 |
| 2. Jerry Fort (1973)..... | 14.5 |
| 3. Dave Hoppen (1983)..... | 13.9 |
| 4. Jake Muhleisen (2002)..... | 11.7 |
| 5. Eric Piatkowski (1991)..... | 10.9 |
| 6. Ryan Anderson (2007)..... | 10.1 |
| 7. Glynn Watson Jr. (2016)..... | 9.3 |
| 8. Cookie Belcher (1997)..... | 9.2 |
| 9. Ron Taylor (1974)..... | 8.83 |
| 10. Jorge Brian Diaz (2010)..... | 8.82 |

FIELD GOALS MADE (since 1970)

| Senior | |
|--------------------------------|-----|
| 1. Eric Piatkowski (1994)..... | 226 |
| 2. Chuck Jura (1972)..... | 220 |
| 3. Marvin Stewart (1971)..... | 215 |
| 4. Rich King (1991)..... | 202 |
| 5. Jerry Fort (1976)..... | 201 |
| 6. Aleks Maric (2008)..... | 191 |
| 7. Venson Hamilton (1999)..... | 194 |
| 8. Andre Smith (1981)..... | 185 |
| 9. Shavon Shields (2016)..... | 181 |
| 10. Stan Cloudy (1984)..... | 178 |

| Junior | |
|---------------------------------|-----|
| 1. Dave Hoppen (1985)..... | 270 |
| 2. Tyronn Lue (1998)..... | 240 |
| 3. Andre Smith (1980)..... | 237 |
| 4. Jerry Fort (1975)..... | 218 |
| 5. Aleks Maric (2007)..... | 203 |
| 6. Jaron Boone (1995)..... | 199 |
| 7. Andrew White III (2016)..... | 195 |
| 8. Carl Hayes (1991)..... | 192 |
| 9. Carl McPipe (1978)..... | 190 |
| 10. Terran Petteway (2015)..... | 184 |

| Sophomore | |
|---------------------------------|-----|
| 1. Dave Hoppen (1984)..... | 220 |
| 2. Tyronn Lue (1997)..... | 215 |
| 3. Jerry Fort (1974)..... | 207 |
| 4. Carl McPipe (1977)..... | 183 |
| 5. Terran Petteway (2014)..... | 182 |
| 6. Brian Banks (1977)..... | 160 |
| 7. Jorge Brian Diaz (2011)..... | 150 |
| 8. Andre Smith (1979)..... | 146 |
| 9. Eric Piatkowski (1992)..... | 144 |
| 10. Jaron Boone (1994)..... | 138 |

| Freshman | |
|---------------------------------|-----|
| 1. Dave Hoppen (1983)..... | 163 |
| 2. Jerry Fort (1973)..... | 151 |
| 3. Joe McCray (2005)..... | 143 |
| 4. Jorge Brian Diaz (2010)..... | 133 |
| 5. Cookie Belcher (1997)..... | 117 |
| 6. Jake Muhleisen (2002)..... | 115 |
| Glynn Watson Jr. (2016)..... | 115 |
| 8. Tyronn Lue (1996)..... | 105 |
| Andre Smith (1978)..... | 105 |
| Ryan Anderson (2007)..... | 103 |

3-POINTERS MADE (since 1987)

| Senior | |
|------------------------------|----|
| 1. Cary Cochran (2002)..... | 89 |
| 2. Marcus Perry (2007)..... | 67 |
| 3. Brian Conklin (2004)..... | 66 |
| 4. Bo Spencer (2012)..... | 63 |
| Eric Piatkowski (1994)..... | 63 |
| 6. Wes Wilkinson (2006)..... | 62 |
| 7. Paul Velander (2009)..... | 60 |
| 8. Jaron Boone (1996)..... | 59 |
| Chris Cresswell (1992)..... | 59 |
| 10. Brian Carr (1987)..... | 58 |

| Junior | |
|---------------------------------|----|
| 1. Andrew White III (2016)..... | 87 |
| 2. Ray Gallegos (2013)..... | 83 |
| 3. Cary Cochran (2001)..... | 78 |
| Tyronn Lue (1998)..... | 78 |
| 5. Jaron Boone (1995)..... | 70 |
| 6. Terran Petteway (2015)..... | 68 |
| 7. Ray Richardson (1989)..... | 57 |
| 8. Erick Strickland (1995)..... | 54 |
| 9. Danny Walker (2000)..... | 53 |
| 10. Andrew Drevo (2003)..... | 48 |
| Eric Piatkowski (1993)..... | 48 |



Jerry Fort held the Husker freshman scoring average record from 1973 until 2005 when Joe McCray bettered his mark by nearly 1.0 point per game. Fort was the first-ever Husker freshman to lead Nebraska in scoring average.

Sophomore

| | |
|---------------------------------|----|
| 1. Brian Conklin (2002)..... | 65 |
| 2. Cary Cochran (2000)..... | 62 |
| 3. Ryan Anderson (2008)..... | 50 |
| 4. Terran Petteway (2014)..... | 48 |
| Walter Pitchford (2014)..... | 48 |
| 6. Tyronn Lue (1997)..... | 47 |
| Eric Piatkowski (1992)..... | 47 |
| 8. Erick Strickland (1994)..... | 41 |
| 9. Jamar Johnson (1992)..... | 39 |
| 10. Joe McCray (2006)..... | 37 |
| Chris Cresswell (1990)..... | 37 |

Freshman

| | |
|---------------------------------|----|
| 1. Joe McCray (2005)..... | 80 |
| 2. Ryan Anderson (2007)..... | 48 |
| 3. Jamel White (2006)..... | 44 |
| Eric Piatkowski (1991)..... | 44 |
| 5. Eshaunte Jones (2010)..... | 40 |
| 6. Cary Cochran (1999)..... | 39 |
| 7. Jake Muhleisen (2002)..... | 35 |
| 8. Jack McVeigh (2016)..... | 34 |
| 9. Erick Strickland (1993)..... | 32 |
| 10. Cookie Belcher (1997)..... | 30 |

REBOUNDS (since 1969)

Senior

| | |
|---------------------------------|-----|
| 1. Aleks Maric (2008)..... | 335 |
| Venson Hamilton (1999)..... | 335 |
| 3. Chuck Jura (1972)..... | 305 |
| 4. Leroy Chalk (1971)..... | 290 |
| 5. Rich King (1991)..... | 274 |
| 6. Derrick Chandler (1993)..... | 252 |
| 7. Mikki Moore (1997)..... | 245 |
| 8. Steffon Bradford (2001)..... | 244 |
| 9. Jason Dourisseau (2006)..... | 240 |
| 10. Kimani Ffriend (2001)..... | 229 |

Junior

| | |
|---------------------------------|-----|
| 1. Venson Hamilton (1998)..... | 315 |
| 2. Kimani Ffriend (2000)..... | 263 |
| 3. Aleks Maric (2007)..... | 260 |
| 4. Dave Hoppen (1985)..... | 258 |
| 5. Tony Farmer (1991)..... | 251 |
| Andre Smith (1980)..... | 251 |
| 7. Steffon Bradford (2000)..... | 243 |
| Chuck Jura (1971)..... | 243 |
| 9. Derrick Chandler (1992)..... | 238 |
| 10. Leroy Chalk (1970)..... | 235 |

Sophomore

| | |
|--------------------------------|-----|
| 1. Venson Hamilton (1997)..... | 269 |
| 2. Leroy Chalk (1969)..... | 257 |
| 3. Aleks Maric (2006)..... | 251 |
| 4. Carl McPipe (1977)..... | 241 |
| 5. Bob Siegel (1975)..... | 227 |
| 6. Dave Hoppen (1984)..... | 207 |
| 7. Mikki Moore (1995)..... | 198 |
| 8. John Turek (2003)..... | 197 |
| 9. Rich King (1989)..... | 195 |
| 10. Chuck Jura (1970)..... | 192 |

Freshman

| | |
|---------------------------------|-----|
| 1. Aleks Maric (2005)..... | 169 |
| 2. John Turek (2002)..... | 162 |
| 3. Venson Hamilton (1996)..... | 161 |
| Dave Hoppen (1983)..... | 161 |
| 5. Michael Jacobson (2016)..... | 147 |
| 6. Shavon Shields (2013)..... | 144 |
| Andre Smith (1978)..... | 144 |
| 8. Joe McCray (2005)..... | 140 |
| 9. Jorge Brian Diaz (2010)..... | 133 |
| 10. Ryan Anderson (2007)..... | 129 |

ASSISTS (since 1974)

Senior

| | |
|---------------------------------------|-----|
| 1. Charles Richardson Jr. (2007)..... | 179 |
| 2. Brian Carr (1987)..... | 166 |
| 3. Lance Jeter (2011)..... | 145 |
| 4. Eric Johnson (1989)..... | 135 |
| 5. Jaron Boone (1996)..... | 134 |
| 6. Cookie Belcher (2001)..... | 131 |
| 7. Beau Reid (1991)..... | 130 |
| 8. David Ponce (1984)..... | 124 |
| 9. Jamar Johnson (1994)..... | 123 |
| 10. Erick Strickland (1996)..... | 119 |
| Allen Holder (1977)..... | 119 |

Junior

| | |
|---------------------------------|-----|
| 1. Brian Carr (1996)..... | 201 |
| 2. Tyronn Lue (1998)..... | 152 |
| 3. Cookie Belcher (1999)..... | 138 |
| 4. Lance Jeter (2010)..... | 134 |
| 5. Erick Strickland (1995)..... | 133 |
| 6. Tom Wald (1995)..... | 128 |
| 7. Jaron Boone (1995)..... | 116 |
| 8. Eric Johnson (1988)..... | 112 |
| 9. Clifford Scales (1990)..... | 110 |
| 10. Jack Moore (1981)..... | 108 |

Sophomore

| | |
|----------------------------------|-----|
| 1. Brian Carr (1985)..... | 237 |
| 2. Jack Moore (1980)..... | 145 |
| 3. Tyronn Lue (1997)..... | 136 |
| 4. Beau Reid (1989)..... | 135 |
| 5. Jamar Johnson (1992)..... | 130 |
| 6. Cookie Belcher (1998)..... | 124 |
| 7. Cookie Miller (2009)..... | 109 |
| Jaron Boone (1994)..... | 109 |
| 9. Eric Piatkowski (1992)..... | 97 |
| 10. Erick Strickland (1994)..... | 96 |
| Brian Banks (1977)..... | 96 |

Freshman

| | |
|---------------------------------|-----|
| 1. Tyronn Lue (1996)..... | 144 |
| 2. Cookie Miller (2008)..... | 109 |
| 3. Jake Muhleisen (2002)..... | 105 |
| 4. Jaron Boone (1993)..... | 87 |
| 5. Glynn Watson Jr. (2016)..... | 83 |
| 6. Brian Carr (1984)..... | 78 |
| 7. Marcus Walker (2006)..... | 74 |
| 8. Benny Parker (2013)..... | 69 |
| 9. Cookie Belcher (1997)..... | 68 |
| Eric Piatkowski (1991)..... | 68 |

STEALS (since 1978)

Senior

| | |
|---------------------------------------|----|
| 1. Cookie Belcher (2001)..... | 82 |
| 2. Eric Johnson (1989)..... | 68 |
| 3. Venson Hamilton (1999)..... | 67 |
| Brian Carr (1987)..... | 67 |
| 5. Clifford Scales (1991)..... | 64 |
| 6. Erick Strickland (1996)..... | 61 |
| 7. Lance Jeter (2011)..... | 57 |
| 8. Charles Richardson Jr. (2007)..... | 56 |
| 9. Brandon Richardson (2012)..... | 54 |
| 10. Ryan Anderson (2010)..... | 53 |

Junior

| | |
|---------------------------------|-----|
| 1. Cookie Belcher (1999)..... | 102 |
| 2. Erick Strickland (1995)..... | 89 |
| 3. Tyronn Lue (1998)..... | 63 |
| 4. Eric Johnson (1988)..... | 60 |
| 5. Carl Hayes (1991)..... | 54 |
| 6. Venson Hamilton (1998)..... | 53 |
| 7. Jamar Johnson (1993)..... | 52 |
| 8. Brennon Clemmons (2002)..... | 48 |
| 9. Tai Webster (2016)..... | 46 |
| Ray Gallegos (2013)..... | 46 |

Sophomore

| | |
|---------------------------------|----|
| 1. Cookie Belcher (1998)..... | 75 |
| 2. Erick Strickland (1994)..... | 60 |
| 3. Ryan Anderson (2008)..... | 47 |
| 4. Venson Hamilton (1997)..... | 46 |
| 5. Cookie Miller (2009)..... | 45 |
| 6. Jack Moore (1980)..... | 42 |
| 7. Tyronn Lue (1997)..... | 41 |
| 8. Brian Carr (1985)..... | 40 |
| 9. Jamar Johnson (1992)..... | 38 |
| Carl Hayes (1990)..... | 38 |

Freshman

| | |
|------------------------------------|----|
| 1. Cookie Belcher (1997)..... | 87 |
| 2. Cookie Miller (2008)..... | 57 |
| 3. Tyronn Lue (1996)..... | 50 |
| 4. Erick Strickland (1993)..... | 47 |
| 5. Glynn Watson Jr. (2016)..... | 40 |
| 6. Joe McCray (2005)..... | 32 |
| Clifford Scales (1988)..... | 32 |
| 8. Jake Muhleisen (2002)..... | 28 |
| 9. Jaron Boone (1993)..... | 26 |
| 10. Brandon Richardson (2009)..... | 25 |
| Ryan Anderson (2007)..... | 25 |

BLOCKED SHOTS (since 1978)

Senior

| | |
|---------------------------------|----|
| 1. Mikki Moore (1997)..... | 88 |
| 2. Venson Hamilton (1999)..... | 80 |
| 3. Kimani Ffriend (2001)..... | 74 |
| 4. Rich King (1991)..... | 68 |
| 5. Wes Wilkinson (2006)..... | 61 |
| 6. Aleks Maric (2008)..... | 57 |
| 7. Derrick Chandler (1993)..... | 53 |
| 8. John Turek (2005)..... | 35 |
| 9. Andre Almeida (2013)..... | 32 |
| 10. Carl McPipe (1979)..... | 30 |

Junior

| | |
|----------------------------------|----|
| 1. Derrick Chandler (1992)..... | 91 |
| 2. Kimani Ffriend (2000)..... | 85 |
| 3. Mikki Moore (1996)..... | 71 |
| 4. Venson Hamilton (1998)..... | 66 |
| 5. Rich King (1990)..... | 45 |
| 6. Andre Almeida (2011)..... | 39 |
| John Turek (2004)..... | 37 |
| 8. Aleks Maric (2007)..... | 33 |
| Wes Wilkinson (2005)..... | 33 |
| 10. Jorge Brian Diaz (2012)..... | 31 |

Sophomore

| | |
|---------------------------------|----|
| 1. Mikki Moore (1995)..... | 67 |
| 2. Venson Hamilton (1997)..... | 56 |
| 3. John Turek (2003)..... | 52 |
| 4. Rich King (1989)..... | 50 |
| 5. Aleks Maric (2006)..... | 39 |
| 6. Jorge Brian Diaz (2011)..... | 38 |
| 7. Terrance Badgett (1994)..... | 26 |
| 8. Louis Truscott (2000)..... | 24 |
| Terran Petteway (2014)..... | 24 |
| 10. Bruce Chubick (1992)..... | 23 |

Freshman

| | |
|---------------------------------|----|
| 1. Jorge Brian Diaz (2010)..... | 41 |
| 2. John Turek (2002)..... | 39 |
| Venson Hamilton (1996)..... | 39 |
| 4. Michael Jacobson (2016)..... | 28 |
| 5. Ed Morrow Jr. (2016)..... | 21 |
| 6. Cookie Belcher (1997)..... | 20 |
| Rich King (1988)..... | 20 |
| 8. Brant Harriman (1988)..... | 19 |
| Dave Hoppen (1983)..... | 19 |
| 10. Toney McCray (2009)..... | 18 |
| Eric Piatkowski (1991)..... | 18 |



TEAM AND SINGLE-GAME TOP-10 LIST

VICTORIES

Table with 2 columns: Rank, Year, Victories. Top 10: 1. 1991 (26), 2. 1983 (22), 1978 (22), 1920 (22), 5. 1996 (21), 1987 (21), 7. 2008 (20), 1999 (20), 1998 (20), 1966 (20), 1994 (20), 1993 (20)

LOSSES

Table with 2 columns: Rank, Year, Losses. Top 10: 1. 1963 (19), 2000 (19), 2003 (19), 4. 1964 (18), 1988 (18), 1990 (18), 2010 (18), 2012 (18), 2013 (18), 2015 (18), 2016 (18)

SCORING AVERAGE

Table with 2 columns: Rank, Year, Scoring Average. Top 10: 1. 1991 (87.6), 2. 1994 (87.3), 3. 1990 (80.7), 4. 1992 (80.5), 1993 (80.5), 6. 1996 (80.2), 7. 1967 (78.9), 8. 1995 (78.4), 9. 1968 (78.2), 10. 1966 (77.2)

FIELD GOALS MADE

Table with 2 columns: Rank, Year, Field Goals Made. Top 10: 1. 1991 (1,081), 2. 1996 (1,007), 3. 1994 (956), 4. 1989 (936), 5. 1993 (908), 6. 1995 (907), 7. 1987 (904), 8. 1997 (895), 9. 2016 (883), 10. 1985 (873)

FIELD GOALS ATTEMPTED

Table with 2 columns: Rank, Year, Field Goals Attempted. Top 10: 1. 1991 (2,185), 2. 1996 (2,089), 3. 1989 (1,991), 4. 1994 (1,978), 5. 2016 (1,976), 6. 1993 (1,975), 7. 1995 (1,947), 8. 1998 (1,938), 9. 1987 (1,933), 10. 1997 (1,927)

FIELD GOAL PERCENTAGE

Table with 2 columns: Rank, Year, Field Goal Percentage. Top 10: 1. 1984 (514), 2. 1983 (513), 3. 1985 (512)

Table with 2 columns: Rank, Year, Victories. Top 10: 4. 1986 (511), 5. 1980 (508), 6. 1971 (505), 7. 1991 (495), 8. 1981 (490), 9. 1978 (489), 10. 2001 (487)

3-POINT FG MADE

Table with 2 columns: Rank, Year, 3-Point FG Made. Top 10: 1. 2002 (267), 2. 2007 (244), 3. 2006 (221), 4. 2016 (220), 5. 2010 (217), 6. 2004 (210), 7. 2009 (206), 8. 2012 (194), 1994 (194), 10. 2008 (190)

3-POINT FG ATTEMPTED

Table with 2 columns: Rank, Year, 3-Point FG Attempted. Top 10: 1. 2002 (729), 2. 2007 (650), 3. 2006 (637), 4. 2016 (634), 5. 2012 (599), 6. 2009 (571), 7. 2015 (566), 8. 1994 (564), 2014 (564), 10. 2008 (555)

3-POINT FG PERCENTAGE

Table with 2 columns: Rank, Year, 3-Point FG Percentage. Top 10: 1. 2010 (397), 2. 2004 (389), 3. 2001 (383), 4. 2007 (375), 5. 1992 (374), 6. 1987 (369), 7. 2002 (366), 8. 1989 (364), 9. 2009 (361), 10. 1988 (358)

FREE THROWS MADE

Table with 2 columns: Rank, Year, Free Throws Made. Top 10: 1. 1991 (690), 2. 1996 (618), 3. 1987 (544), 4. 1989 (541), 5. 1969 (527), 6. 1993 (523), 1995 (523), 8. 1994 (514), 9. 2014 (511), 10. 1953 (510)

FREE THROWS ATTEMPTED

Table with 2 columns: Rank, Year, Free Throws Attempted. Top 10: 1. 1991 (981), 2. 1996 (897), 3. 1989 (808), 4. 1953 (795), 5. 1987 (778), 6. 1954 (772), 7. 1995 (766), 8. 1993 (765), 9. 2006 (758), 10. 1997 (752)

FREE THROW PERCENTAGE

Table with 2 columns: Rank, Year, Free Throw Percentage. Top 10: 1. 2012 (.766), 2. 1968 (.765), 3. 1981 (.750), 4. 1980 (.749), 5. 1994 (.745), 6. 1986 (.743), 7. 1982 (.741), 8. 2016 (.730), 9. 1967 (.727), 10. 1976 (.724)

REBOUNDS

Table with 2 columns: Rank, Year, Rebounds. Top 10: 1. 1991 (1,454), 2. 1996 (1,353), 3. 1994 (1,320), 4. 1992 (1,305), 5. 1997 (1,295), 6. 1989 (1,292), 7. 1993 (1,283), 8. 2006 (1,277), 9. 1998 (1,263), 10. 2000 (1,217)

REBOUND AVERAGE

Table with 2 columns: Rank, Year, Rebound Average. Top 10: 1. 1961 (48.8), 1960 (48.8), 3. 1962 (45.1), 4. 1992 (45.0), 5. 1959 (44.9), 6. 1963 (44.0), 7. 1974 (43.4), 8. 1991 (42.8), 9. 1964 (42.5), 10. 1966 (42.4)

ASSISTS (since 1974)

Table with 2 columns: Rank, Year, Assists. Top 10: 1. 1991 (696), 2. 1985 (615), 3. 1996 (608), 4. 1989 (592), 5. 1994 (581), 6. 1995 (572), 7. 1986 (558), 8. 1983 (555), 9. 1993 (540), 1992 (540)

FEWEST TURNOVERS (since 1977)

Table with 2 columns: Rank, Year, Fewest Turnovers. Top 10: 1. 1982 (302), 2. 2002 (317), 3. 1981 (318), 4. 1985 (339), 5. 1986 (341)

MOST TURNOVERS (since 1977)

Table with 2 columns: Rank, Year, Most Turnovers. Top 10: 1. 1996 (627), 2. 1991 (610), 3. 1999 (597), 4. 1997 (585), 5. 1989 (580)

BLOCKED SHOTS (since 1978)

Table with 2 columns: Rank, Year, Blocked Shots. Top 10: 1. 1997 (202), 2. 1996 (185), 3. 1992 (169), 4. 1991 (165)

Table with 2 columns: Rank, Year, Blocked Shots. Top 10: 5. 1999 (158), 6. 1998 (156), 7. 1995 (151), 8. 2000 (145), 9. 1993 (131), 10. 2006 (130)

STEALS (since 1978)

Table with 2 columns: Rank, Year, Steals. Top 10: 1. 1999 (359), 2. 1998 (319), 3. 1991 (315), 4. 1995 (299), 5. 1997 (298), 6. 1996 (292), 7. 2008 (277), 8. 1988 (274), 9. 1994 (267), 10. 2009 (265)

FEWEST POINTS ALLOWED, SEASON

Table with 2 columns: Rank, Year, Fewest Points Allowed. Top 10: 1. 1950 (1,233), 2. 1949 (1,322), 3. 1951 (1,345), 4. 1948 (1,356), 5. 1953 (1,432), 6. 1958 (1,478), 7. 1959 (1,504), 8. 1955 (1,508), 9. 1960 (1,516), 10. 1957 (1,519)

FEWEST POINTS ALLOWED PER GAME

Table with 2 columns: Rank, Year, Fewest Points Allowed Per Game. Top 10: 1. 1949 (50.8), 2. 1950 (53.6), 3. 1982 (55.3), 4. 1948 (56.5), 5. 1951 (58.5), 6. 1959 (60.2), 7. 2009 (60.4), 8. 2011 (60.5), 9. 2008 (60.7), 10. 1983 (60.9)

MOST POINTS ALLOWED, SEASON

Table with 2 columns: Rank, Year, Most Points Allowed. Top 10: 1. 1991 (2,977), 2. 1996 (2,643), 3. 1988 (2,578), 4. 1987 (2,454), 5. 1994 (2,419)

MOST POINTS ALLOWED PER GAME

Table with 2 columns: Rank, Year, Most Points Allowed Per Game. Top 10: 1. 1990 (86.1), 2. 1994 (80.6), 3. 1991 (78.2), 4. 1989 (78.1), 5. 1967 (77.6)



Cary Cochran helped the Huskers set the school record with 267 3-pointers as a team during the 2001-02 season.

FEWEST POINTS ALLOWED, SINGLE GAME (since 1947)

- 26 vs. Bethune-Cookman, Dec. 20, 2003 (NU 70)
- 28 vs. North Carolina Central, Dec. 22, 2007 (71)
- 32 vs. South Dakota, Dec. 3, 1949 (61)
- 34 vs. Morgan State, Dec. 6, 2004 (64)
- 34 vs. Kansas, Jan. 8, 1949 (52)
- 37 vs. Savannah State, Dec. 11, 2007 (82)
- 38 vs. South Dakota, Dec. 16, 1947 (65)
- 38 vs. Santa Clara, Dec. 12, 1950 (53)
- 38 vs. Kansas, Feb. 11, 1961 (33)
- 39 vs. Grambling, Dec. 21, 2010
- 39 at San Jose State, Dec. 29, 1947 (38)
- 39 vs. Northwest Missouri State, Dec. 1, 1948 (59)
- 39 at Kansas, Feb. 11, 1961 (33)
- 39 vs. Northwest Missouri State, Dec. 8, 1949 (58)
- 39 vs. Northwest Missouri State, Dec. 4, 1950 (61)
- 39 vs. Air Force, Dec. 8, 1962 (43)
- 39 vs. Delaware State, Dec. 8, 2003 (68)
- 39 vs. Chicago State, Dec. 10, 2009 (74)

FEWEST POINTS BY NU, SINGLE GAME (since 1947)

- 28 at Kansas State (53), March 1, 1949
- 33 vs. Kansas (38), Feb. 11, 1961
- 34 vs. Kansas State (48), Dec. 27, 1948
- 34 at Michigan State (62), Feb. 25, 2012
- 35 vs. Oklahoma State (52), March 16, 1949 (NCAA Playoff)
- 36 at Kansas (49), Feb. 11, 1950
- 36 at Kansas State (71), Jan. 12, 1952
- 38 at San Jose State (39), Dec. 29, 1947
- 38 at Oregon (60), Dec. 15, 2012
- 39 at Oklahoma (66), Feb. 10, 1958
- 39 at Oklahoma State (54), Feb. 7, 1959
- 39 vs. Kansas (45), Feb. 23, 1963
- 39 vs. Kansas State (41), March 7, 1984 (B8T)
- 39 vs. Kansas (92), Feb. 17, 2007
- 39 vs. Oklahoma State (54), March 8, 2007 (B12T)

MOST POINTS, BOTH TEAMS

- 230 at Oklahoma 133, Nebraska 97, Feb. 21, 1987
- 230 Nebraska 117, Oklahoma 113, March 8, 1991 (B8T, OT)
- 226 at Oklahoma 115, Nebraska 111, Feb. 14, 1994 (OT)
- 220 Nebraska 114, Oregon 106, Nov. 25, 1995 (OT)
- 217 at Oklahoma 117, Nebraska 100, Jan. 13, 1996 (3OT)
- 213 Northern Iowa 109, Nebraska 104, Dec. 16, 1995
- 211 at Nebraska 116, Texas-Arlington 95, Dec. 21, 1992
- 210 Nebraska 111, at Oklahoma 99, Jan. 26, 1991
- 210 at California-Irvine 109, Nebraska 101, Nov. 28, 1986
- 207 Marshall 119, Nebraska 88, March 13, 1967 (NIT)
- 207 Nebraska 106, at Southern Utah 101, Nov. 30, 1991

FEWEST POINTS, BOTH TEAMS

- 71 Kansas 38, at Nebraska 33, Feb. 11, 1961
- 77 at San Jose State 39, Nebraska 38, Dec. 29, 1947
- 80 Kansas State 41, at Nebraska 39, March 7, 1984 (B8T)
- 81 at Kansas State 53, Nebraska 28, March 1, 1949
- 82 Kansas State 48, Nebraska 34, Dec. 27, 1948 (KC,B7HT)
- 82 at Nebraska 43, Air Force 39, Dec. 8, 1962
- 84 at Nebraska 43, Kansas 41, Feb. 22, 1958
- 84 Kansas 45, at Nebraska 39, Feb. 23, 1963
- 85 Nebraska 44, at Iowa State 41, Feb. 19, 1949
- 85 at Kansas 49, Nebraska 36, Feb. 11, 1950

100-POINT HUSKER GAMES

- 117 vs. Harvard (79), Dec. 1, 1989
- 117 vs. Oklahoma (113), March 8, 1991 (B8T, OT)
- 116 vs. Nevada (71), Dec. 14, 1970
- 116 vs. Texas-Arlington (95), Dec. 21, 1992
- 114 vs. Oregon (106), Nov. 25, 1995 (OT)
- 113 vs. Augustana, S.D. (69), Nov. 26, 1983
- 113 vs. Tennessee Tech (92), Dec. 14, 1990
- 111 vs. Cal State Fullerton (74), Dec. 4, 1967
- 111 at Oklahoma (99), Jan. 26, 1991
- 111 vs. Portland (85), Dec. 4, 1993
- *111 at Oklahoma (115), Feb. 14, 1994 (OT)
- 110 vs. Oklahoma (90), Jan. 27, 1968
- 108 vs. Appalachian State (71), Dec. 31, 1994
- 108 vs. Colgate (76), Dec. 4, 1992
- 107 vs. Saint Louis (79), Nov. 23, 1990
- 107 vs. North Carolina A&T (57), Dec. 19, 2005
- 106 at Southern Utah (101), Nov. 30, 1991
- 106 vs. Colorado (67), Jan. 8, 1994
- 105 vs. Eastern Washington (71), Jan. 14, 1984
- 105 vs. Northwest Missouri St. (64), Jan. 5, 1987
- 105 vs. Toledo (68), Dec. 8, 1990
- 105 vs. Oklahoma (93), Feb. 16, 1991
- 105 vs. Oklahoma (88), March 11, 1994 (B8T)
- 104 vs. Montana State (60), Dec. 23, 1978
- 104 vs. Pepperdine (100), Dec. 2, 1989
- 104 vs. Northern Iowa (109), Dec. 16, 1995
- 102 vs. Eastern Washington (67), Dec. 21, 1991
- 102 vs. Iowa State (86), Feb. 12, 1994
- 101 at Wisconsin (88), Dec. 1, 1965
- 101 vs. South Dakota (69), Dec. 1, 1984
- 101 at California-Irvine (109), Nov. 28, 1986
- 101 vs. Northeastern Illinois (60), Dec. 21, 1994
- 100 vs. Washington State (75), Dec. 12, 1966
- 100 vs. South Dakota State (83), Nov. 30, 1979
- 100 vs. Illinois (73), Nov. 24, 1990
- 100 vs. Creighton (83), Dec. 10, 1992
- 100 vs. Southern Utah (85), Jan. 5, 1993
- 100 at Colorado (86), Feb. 8, 1995
- 100 at Oklahoma (117), Jan. 13, 1996 (3OT)

Note: Nebraska is 35-4 when it has scored 100 or more points. *Most points scored in loss

100-POINT GAMES AGAINST NU

- 133 at Oklahoma, Feb. 21, 1987 (NU 97)
- 119 by Marshall, March 13, 1967 (88, NIT)
- 117 at Oklahoma, Jan. 13, 1996 (100, 3OT)
- 115 at Oklahoma, Feb. 14, 1994 (111, OT)
- 114 at Kansas State, Jan. 10, 1987 (82)
- 114 at Iowa State, Jan. 28, 1988 (76)
- 113 at Oklahoma, March 5, 1988 (93)
- 113 by Oklahoma, March 8, 1991 (117, B8T, OT)##
- 112 at Houston, Dec. 12, 1969 (82)
- *111 by Missouri, Jan. 13, 1990 (95)
- 110 at Kansas, Feb. 26, 1966 (73)
- 109 at California-Irvine, Nov. 28, 1986 (101)
- 109 by SW Louisiana, Dec. 29, 1992 (80)
- 109 by Northern Iowa, Dec. 16, 1995 (104)
- 108 at Kansas State, March 10, 1953 (80)
- 107 at Missouri, Feb. 10, 1990 (85)
- 107 by Oklahoma, March 13, 1992 (85, B8T)
- 106 at Oklahoma, March 7, 1992 (97)
- 106 by Oregon, Nov. 25, 1995 (114, OT)##
- 105 at Oklahoma, Jan. 31, 1990 (64)
- 105 at Texas, Jan. 21, 1998 (91)
- 103 at Ohio State, Dec. 14, 1988 (76)
- 103 at Oklahoma, March 4, 1989 (76)
- 103 vs. Oklahoma State, Feb. 14, 1990 (84)
- 103 at Kansas, Jan. 25, 1992 (78)
- 102 at Kansas, Feb. 8, 1958 (46)
- 102 at Wyoming, Dec. 7, 1966 (98)
- 102 at Oklahoma, Jan. 14, 1993 (89)
- 102 at Texas, Jan. 4, 1995 (74)
- 101 at Iowa State, Feb. 24, 1990 (85)
- 101 at Michigan State, Dec. 4, 1991 (78)
- 101 at Southern Utah, Nov. 30, 1992 (106)##
- 101 at Texas Christian, March 15, 1999 (89)
- 100 vs. Kansas State, Dec. 26, 1963 (78)
- 100 at Kansas, Feb. 17, 1970 (87)
- 100 vs. Pepperdine, Dec. 2, 1989 (104)##

Note: Nebraska is 4-32 when allowing 100 or more points, (wins indicated with ##). *Most points scored against NU in Lincoln.



Aleks Maric helped the Huskers to a pair of postseason appearances during his Husker career from 2005-08.

LARGEST VICTORY MARGIN

| No. | Margin | Score | H/A | Opponent | Season |
|-----|--------|--------|-----|--------------------------|-----------|
| 1. | 74 | 82-8 | A | Crete | 1906-07 |
| 2. | 57 | 97-40 | H | Arkansas-Pine Bluff | 2004-05 |
| 3. | 54 | 57-3 | H | Doane | 1899-1900 |
| | 54 | 57-3 | A | Nebraska Wesleyan | 1898-99 |
| 5. | 52 | 98-46 | H | Southwest Missouri State | 1982-83 |
| | 52 | 62-10 | H | Morningside | 1911-12 |
| 7. | 50 | 107-57 | H | North Carolina A&T | 2005-06 |
| | 50 | 93-43 | H | Missouri Western State | 1982-83 |
| 9. | 49 | 91-42 | H | Sam Houston State | 1991-92 |
| | 49 | 63-14 | H | Nebraska Wesleyan | 1901-02 |
| 11. | 47 | 88-41 | H | Delaware State | 1995-96 |
| 12. | 46 | 97-51 | H | Mississippi Valley State | 2015-16 |

Note: Nebraska's largest margin of victory over a conference opponent was 40 points vs. Kansas, March 2, 1901 (48-8).

LARGEST LOSING MARGIN

| No. | Margin | Score | Opponent | Season |
|-----|--------|--------|------------------------|-----------|
| 1. | 56 | 46-102 | at Kansas | 1957-58 |
| 2. | 53 | 39-92 | at Kansas | 2006-07 |
| 3. | 44 | 29-73 | at Haskell Institute | 1901-02 |
| 4. | 43 | 9-52 | at Minnesota | 1901-02 |
| 5. | 42 | 54-96 | at Kansas | 2005-06 |
| | 42 | 27-69 | at Illinois | 1942-43 |
| | 42 | 30-72 | at Kansas | 1945-46 |
| | 42 | 47-89 | vs. Colorado (at K.C.) | 1954-55 |
| 9. | 41 | 64-105 | at Oklahoma | 1989-90 |
| 10. | 40 | 51-91 | at Texas | 2009-10 |
| | 40 | 15-55 | at DePaul | 1943-44 |
| | 40 | 53-93 | at Oklahoma State | 1994-95 |
| 13. | 39 | 4-43 | at Wisconsin | 1907-08 |
| | 39 | 16-55 | at Missouri | 1921-22 |
| | 39 | 54-93 | at Oklahoma State | 1964-65 |
| | 39 | 55-94 | at Oklahoma State | 1999-2000 |
| | 39 | 57-96 | at Kansas | 2001-02 |

HUSKER WINNING STREAKS

| No. | Season | Win Streak* | Date Started | Date Ended |
|-----|-----------------|-------------|--------------|------------|
| 1. | 1990-91 | 14 games | 11-28-90 | 1-22-91 |
| | 1911-12/12-13 | 14 games | 1-27-12 | 1-25-13 |
| 3. | 1919-20/20-21 | 13 games | 2-6-20 | 1-3-21 |
| | 1897-98/1900-01 | 13 games | 2-22-1898 | 1901** |
| 5. | 1912-13 | 12 games | 1-31-13 | 3-12-13 |
| 6. | 2010-11 | 11 games | 11-20-10 | 1-12-11 |
| | 1993-94 | 11 games | 12-3-93 | 1-19-94 |
| | 1905-06/06-07 | 11 games | 2-25-06 | 2-15-07 |
| 9. | 1994-95 | 10 games | 11-27-94 | 1-4-95 |
| | 1977-78 | 10 games | 12-2-77 | 12-29-77 |

**Dates unavailable

Consecutive Conference Victories:

29, all eight in 1911-12, all 10 in 1912-13, all seven in 1913-14, first four in 1914-15 (ended at Kansas, 43-18, Jan. 22, 1915)

Consecutive Home Victories:

20, all 11 games in 1965-66, first nine games in 1966-67 (ended by Kansas, 64-57, March 4, 1967)

Consecutive Home Conference Victories:

15, all four games in 1911-12, all five games in 1912-13, all four games in 1913-14, first two games in 1914-15 (ended by Drake, 20-19, Feb. 19, 1915)

Consecutive Losses:

13, final six games of 1931-32, first seven games of 1932-33 (ended vs. Kansas State, 31-25, Jan. 14, 1933)

Consecutive Conference Losses:

12, last six in 1943-44, first six in 1944-45 (ended vs. Kansas, 59-45, Feb. 10, 1945)

Consecutive Home Losses:

7, games five through 11 in 1962-63 (ended vs. Oklahoma State, 49-48, Feb. 25, 1963)

Consecutive Home Conference Losses:

9, last four games of 1961-62, first five games of 1962-63 (ended vs. Oklahoma State, 49-48, Feb. 25, 1963)



Derrick Chandler blocked 144 shots during his two-year career. He holds the Nebraska single-season blocked shots record with 91 rejections in 1991-92.



POINTS SCORED

| Year | Leader | G | Pts. | PPG |
|------|---------------------------|----|------|------|
| 2016 | Shavon Shields, Sr., F | 30 | 503 | 16.8 |
| 2015 | Terran Petteway, Jr., G | 31 | 564 | 18.2 |
| 2014 | Terran Petteway, So., G/F | 32 | 579 | 18.1 |
| 2013 | Dylan Talley, Sr., G | 33 | 453 | 13.7 |
| 2012 | Bo Spencer, Sr., G | 30 | 461 | 15.4 |
| 2011 | Lance Jeter, Sr., G | 32 | 373 | 11.7 |
| 2010 | Ryan Anderson, Sr., G | 31 | 351 | 11.3 |
| 2009 | Ade Dagunduro, Sr., G | 31 | 398 | 12.8 |
| 2008 | Aleks Maric, Sr., C | 33 | 519 | 15.7 |
| 2007 | Aleks Maric, Jr., C | 30 | 556 | 18.5 |
| 2006 | Wes Wilkinson, Sr., F | 32 | 382 | 11.9 |
| 2005 | Joe McCray, Fr., G | 28 | 433 | 15.5 |
| 2004 | Nate Johnson, Sr., G | 30 | 389 | 13.0 |
| 2003 | Andrew Drevo, Jr., F | 29 | 402 | 13.9 |
| 2002 | Cary Cochran, Sr., G | 28 | 392 | 14.0 |
| 2001 | Cookie Belcher, Sr., G | 30 | 492 | 16.4 |
| 2000 | Larry Florence, Sr., F | 30 | 389 | 13.0 |
| 1999 | Venson Hamilton, Sr., C | 33 | 518 | 15.7 |
| 1998 | Tyronn Lue, Jr., G | 32 | 678 | 21.2 |
| 1997 | Tyronn Lue, So., G | 32 | 603 | 18.8 |
| 1996 | Erick Strickland, Sr., G | 35 | 516 | 14.7 |
| 1995 | Jaron Boone, Jr., G | 32 | 559 | 17.5 |
| 1994 | Eric Piatkowski, Sr., F | 30 | 646 | 21.5 |
| 1993 | Eric Piatkowski, Jr., F | 30 | 502 | 16.7 |
| 1992 | Eric Piatkowski, So., F | 29 | 414 | 14.3 |
| 1991 | Rich King, Sr., C | 34 | 526 | 15.5 |
| 1990 | Rich King, Jr., C | 28 | 450 | 16.1 |
| 1989 | Beau Reid, So., F | 32 | 382 | 11.9 |
| 1988 | Derrick Vick, Sr., F | 31 | 348 | 11.2 |
| 1987 | Bernard Day, Sr., F | 33 | 410 | 12.4 |
| 1986 | Dave Hoppen, Sr., C | 19 | 420 | 22.1 |
| 1985 | Dave Hoppen, Jr., C | 30 | 704 | 23.5 |
| 1984 | Dave Hoppen, So., C | 30 | 598 | 19.9 |
| 1983 | Dave Hoppen, Fr., C | 32 | 445 | 13.9 |
| 1982 | Jack Moore, Sr., G | 27 | 343 | 12.7 |
| 1981 | Andre Smith, Sr., C | 26 | 475 | 18.3 |
| 1980 | Andre Smith, Jr., C | 31 | 600 | 19.4 |
| 1979 | Andre Smith, So., C | 27 | 364 | 13.5 |
| 1978 | Carl McPipe, Jr., C | 29 | 445 | 15.3 |
| 1977 | Carl McPipe, So., C | 29 | 440 | 15.2 |
| 1976 | Jerry Fort, Sr., G | 27 | 513 | 19.0 |
| 1975 | Jerry Fort, Jr., G | 26 | 525 | 20.2 |
| 1974 | Jerry Fort, So., G | 26 | 468 | 18.0 |
| 1973 | Jerry Fort, Fr., G | 26 | 376 | 14.5 |
| 1972 | Chuck Jura, Sr., C | 26 | 551 | 21.2 |
| 1971 | Marvin Stewart, Sr., G | 26 | 556 | 21.4 |
| 1970 | Tom Scantlebury, Jr., G | 25 | 361 | 14.4 |
| 1969 | Marvin Stewart, So., G | 26 | 381 | 14.6 |
| 1968 | Stuart Lantz, Sr., G | 25 | 482 | 19.3 |
| 1967 | Stuart Lantz, Jr., G | 25 | 481 | 19.2 |
| 1966 | Tom Baack, So., F | 25 | 386 | 15.4 |
| 1965 | Fred Hare, So., F | 25 | 380 | 15.2 |
| 1964 | Charlie Jones, F | 25 | 322 | 12.9 |
| 1963 | Daryl Petsch, G | 25 | 369 | 14.8 |
| 1962 | Tom Russell, Sr., F/C | 25 | 412 | 16.5 |
| 1961 | Tom Russell, Jr., F/C | 24 | 300 | 12.5 |
| 1960 | Herschell Turner, G | 24 | 382 | 15.9 |
| 1959 | Herschell Turner, G | 25 | 428 | 17.1 |
| 1958 | Wilson Fitzpatrick, G | 23 | 264 | 11.5 |
| | Gary Reimers, G | 23 | 264 | 11.5 |
| 1957 | Rex Ekwall, F | 23 | 307 | 13.3 |
| 1956 | Rex Ekwall, F | 21 | 312 | 14.9 |
| 1955 | Willard Fagler, C | 21 | 285 | 13.6 |
| 1954 | Bill Johnson, C | 21 | 382 | 18.2 |
| 1953 | Bill Johnson, C | 20 | 277 | 13.9 |
| 1952 | Jim Buchanan, G | 24 | 400 | 16.7 |
| 1951 | Bob Pierce, C | 23 | 384 | 16.7 |
| 1950 | Bus Whitehead, C | 23 | 360 | 15.7 |
| 1949 | Claude Retherford, G | 26 | 311 | 12.0 |
| 1948 | Claude Retherford, G | 24 | 259 | 10.8 |

FIELD GOAL PERCENTAGE

| Year | Leader* | G | FG-FGA | Pct. |
|------|--------------------------|----|---------|------|
| 2016 | Andrew White III, Jr., G | 34 | 195-405 | .481 |
| 2015 | Shavon Shields, Jr., F | 31 | 161-366 | .440 |
| 2014 | Walter Pitchford, So., F | 32 | 107-226 | .473 |
| 2013 | Brandon Ubel, Sr., F | 31 | 129-269 | .480 |
| 2012 | Caleb Walker, Sr., G | 30 | 78-172 | .453 |
| 2011 | Jorge Brian Diaz, So., C | 32 | 150-279 | .538 |
| 2010 | Jorge Brian Diaz, Fr., C | 33 | 133-255 | .520 |
| 2009 | Ade Dagunduro, Sr., G | 31 | 143-275 | .520 |
| 2008 | Aleks Maric, Sr., C | 33 | 191-332 | .575 |

| | | | | |
|------|--------------------------|----|---------|------|
| 2007 | Aleks Maric, Jr., C | 30 | 203-359 | .565 |
| 2006 | Jason Dourisseau, Sr., G | 33 | 127-266 | .477 |
| 2005 | John Turek, Sr., F | 28 | 88-170 | .518 |
| 2004 | Nate Johnson, Sr., G | 30 | 127-271 | .469 |
| 2003 | Corey Simms, So., G | 29 | 77-167 | .461 |
| 2002 | Cary Cochran, Sr., G | 28 | 116-277 | .419 |
| 2001 | Kimani Ffriend, Sr., C | 28 | 144-231 | .623 |
| 2000 | Kimani Ffriend, Jr., C | 30 | 123-229 | .537 |
| 1999 | Larry Florence, Jr., F | 33 | 133-262 | .508 |
| 1998 | Venson Hamilton, Jr., C | 32 | 139-269 | .517 |
| 1997 | Mikki Moore, Sr., C | 33 | 144-247 | .583 |
| 1996 | Mikki Moore, Jr., C | 35 | 118-202 | .584 |
| 1995 | Terrance Badgett, Jr., F | 32 | 106-212 | .500 |
| 1994 | Bruce Chubick, Sr., F | 31 | 121-215 | .563 |
| 1993 | Bruce Chubick, Jr., F | 31 | 90-173 | .520 |
| 1992 | Dapreisi Owens, Sr., F | 29 | 116-213 | .545 |
| 1991 | Rich King, Sr., C | 34 | 202-352 | .574 |
| 1990 | Rich King, Jr., C | 28 | 170-305 | .557 |
| 1989 | R. van Poelgeest, Jr., C | 29 | 103-177 | .582 |
| 1988 | Pete Manning, Jr., F | 31 | 111-188 | .590 |
| 1987 | Derrick Vick, Jr., F | 32 | 131-240 | .546 |
| 1986 | Bernard Day, Jr., F | 30 | 158-280 | .564 |
| 1985 | Dave Hoppen, Jr., C | 30 | 270-418 | .646 |
| 1984 | Dave Hoppen, So., C | 30 | 220-367 | .599 |
| 1983 | Greg Downing, Sr., G/F | 31 | 101-174 | .580 |
| 1982 | Ray Collins, Sr., G/F | 28 | 111-221 | .502 |
| 1981 | Andre Smith, Sr., C | 26 | 185-314 | .589 |
| 1980 | Andre Smith, Jr., C | 31 | 237-388 | .611 |
| 1979 | Andre Smith, So., C | 27 | 146-256 | .570 |
| 1978 | Andre Smith, Fr., C | 27 | 105-190 | .553 |
| 1977 | Carl McPipe, Jr., C | 29 | 183-376 | .487 |
| 1976 | Larry Cox, Sr., C | 27 | 133-198 | .672 |
| 1975 | Larry Cox, Jr., C | 26 | 72-151 | .589 |
| 1974 | Tom Novak, Sr., G | 22 | 62-140 | .443 |
| 1973 | Brendy Lee, Jr., C/F | 26 | 88-192 | .458 |
| 1972 | Chuck Jura, Sr., C | 26 | 111-181 | .613 |
| 1971 | Chuck Jura, Jr., C | 26 | 181-306 | .592 |
| 1970 | Sam Martin, Sr., C | 22 | 58-116 | .500 |
| 1969 | Leroy Chalk, So., C | 26 | 98-182 | .538 |
| 1968 | Stuart Lantz, Sr., G | 25 | 173-349 | .496 |
| 1967 | Stuart Lantz, Jr., G | 25 | 190-368 | .516 |
| 1966 | Grant Simmons, So., G | 25 | 131-267 | .491 |
| 1965 | Willie Campbell, G | 18 | 47-111 | .423 |
| 1964 | Charlie Jones, F | 25 | 143-320 | .447 |
| 1963 | Ivan Grupe, F | 25 | 100-210 | .476 |
| 1962 | Tom Russell, F/C | 25 | 136-243 | .560 |
| 1961 | Tom Russell, F/C | 24 | 97-201 | .483 |
| 1960 | Herschell Turner, G | 24 | 143-326 | .439 |
| 1959 | Wayne Hester, G | 25 | 68-147 | .463 |
| 1958 | Gary Reimers, G | 23 | 84-203 | .414 |
| 1957 | Gary Reimers, G | 23 | 106-229 | .463 |
| 1956 | Rex Ekwall, F | 21 | 102-237 | .430 |
| 1955 | Rex Ekwall, F | 21 | 88-194 | .454 |
| 1954 | Bill Johnson, C | 21 | 130-301 | .432 |
| 1953 | Bill Johnson, C | 20 | 80-199 | .422 |
| 1952 | Jim Buchanan, G | 24 | 173-484 | .357 |
| 1951 | Bob Pierce, C | 23 | 131-327 | .401 |
| 1950 | Jim Buchanan, G | 23 | 58-159 | .365 |
| 1949 | Bus Whitehead, C | 26 | 99-284 | .349 |
| 1948 | Rodney Cox, F | 24 | 62-180 | .344 |

*Minimum of 5 att. per game while playing in 75 percent of team's games.

REBOUNDS

| Year | Leader | G | Reb. | RPG |
|------|--------------------------|----|------|------|
| 2015 | Andrew White III, Jr., G | 34 | 199 | 5.9 |
| 2015 | Shavon Shields, Jr., F | 31 | 186 | 6.0 |
| 2014 | Shavon Shields, So., G/F | 32 | 184 | 5.8 |
| 2013 | Brandon Ubel, Sr., F | 31 | 209 | 6.7 |
| 2012 | Brandon Ubel, Jr., F | 30 | 160 | 5.3 |
| 2011 | Caleb Walker, Jr., G | 32 | 145 | 4.5 |
| 2010 | Ryan Anderson, Sr., G | 31 | 164 | 5.3 |
| 2009 | Ade Dagunduro, Sr., G | 31 | 135 | 4.4 |
| 2008 | Aleks Maric, Sr., C | 33 | 335 | 10.2 |
| 2007 | Aleks Maric, Jr., C | 30 | 260 | 8.7 |
| 2006 | Aleks Maric, So., C | 31 | 251 | 8.1 |
| 2005 | Aleks Maric, Fr., C | 27 | 169 | 6.3 |
| 2004 | John Turek, Jr., F | 31 | 182 | 5.9 |
| 2003 | Andrew Drevo, Jr., F | 29 | 212 | 7.3 |
| 2002 | John Turek, Fr., F | 26 | 162 | 6.2 |
| 2001 | Kimani Ffriend, Sr., C | 28 | 229 | 8.2 |
| 2000 | Kimani Ffriend, Jr., C | 30 | 263 | 8.8 |
| 1999 | Venson Hamilton, Sr., C | 33 | 335 | 10.2 |
| 1998 | Venson Hamilton, Jr., C | 32 | 315 | 9.8 |
| 1997 | Venson Hamilton, So., C | 32 | 269 | 8.4 |

| | | | | |
|------|--------------------------|-----|-----|------|
| 1996 | Bernard Garner, Jr., F | 35 | 222 | 6.3 |
| 1995 | Mikki Moore, So., C | 32 | 198 | 6.2 |
| 1994 | Bruce Chubick, Sr., F | 31 | 219 | 7.3 |
| 1993 | Derrick Chandler, Sr., C | 31 | 252 | 8.1 |
| 1992 | Derrick Chandler, Jr., C | 29 | 238 | 8.2 |
| 1991 | Rich King, Sr., C | 34 | 274 | 8.1 |
| 1990 | Rich King, Jr., C | 28 | 208 | 7.4 |
| 1989 | Pete Manning, Sr., F/C | 33 | 201 | 6.1 |
| 1988 | Derrick Vick, Sr., F | 31 | 162 | 5.2 |
| 1987 | Bill Jackman, Sr., F | 33 | 213 | 6.5 |
| 1986 | Bernard Day, Jr., F | 30 | 198 | 6.6 |
| 1985 | Dave Hoppen, Jr., C | 30 | 258 | 8.6 |
| 1984 | Dave Hoppen, So., C | 30 | 207 | 6.9 |
| 1983 | Claude Renfro, Sr., F | 32 | 175 | 5.5 |
| 1982 | Jerry Shoecraft, Sr., F | 28 | 122 | 4.4 |
| 1981 | Andre Smith, Sr., C | 26 | 172 | 6.6 |
| 1980 | Andre Smith, Jr., C | 31 | 251 | 8.1 |
| 1979 | Carl McPipe, Sr., C | 26 | 196 | 7.5 |
| 1978 | Carl McPipe, Jr., C | 29 | 228 | 7.9 |
| 1977 | Carl McPipe, So., C | 29 | 241 | 8.3 |
| 1976 | Larry Cox, Sr., C | 27 | 166 | 6.1 |
| 1975 | Bob Siegel, So., F | 26 | 227 | 8.7 |
| 1974 | Brendy Lee, Sr., F/C | 26 | 197 | 7.6 |
| 1973 | Brendy Lee, Sr., F/C | 26 | 185 | 7.1 |
| 1972 | Chuck Jura, Sr., C | 26 | 305 | 11.7 |
| 1971 | Leroy Chalk, Sr., C | 26 | 290 | 11.2 |
| 1970 | Leroy Chalk, Jr., C | 24 | 235 | 9.4 |
| 1969 | Leroy Chalk, So., C | 26 | 257 | 9.9 |
| 1968 | Stuart Lantz, Sr., G | 25 | 179 | 7.2 |
| 1967 | Stuart Lantz, Jr., G | 25 | 193 | 7.7 |
| 1966 | Stuart Lantz, So., G | 25 | 199 | 8.0 |
| 1965 | Fred Hare, So., F | 25 | 185 | 7.4 |
| 1964 | Charlie Jones, F | 25 | 171 | 6.8 |
| 1963 | Charlie Jones, F | 25 | 204 | 8.2 |
| 1962 | Tom Russell, Sr., F/C | 25 | 200 | 8.0 |
| 1961 | Tom Russell, Jr., F/C | 24 | 232 | 9.7 |
| 1960 | Herschell Turner, G | 24 | 193 | 8.0 |
| 1959 | Herschell Turner, G | 25 | 244 | 9.8 |
| 1958 | Herschell Turner, G | 23 | 189 | 8.2 |
| 1957 | Rex Ekwall, F | 23 | 214 | 9.3 |
| 1956 | Rex Ekwall, F | 21 | 224 | 10.7 |
| 1955 | Rex Ekwall, F | 21 | 241 | 11.5 |
| 1954 | Bill Johnson, C | 21 | 236 | 11.2 |
| 1953 | Bill Johnson, C | 20 | 188 | 9.4 |
| 1952 | Bill Johnson, C | 19* | 145 | 7.6 |

*Rebounding statistics missing for five games in 1952, and not available for seasons prior to 1952.

FREE THROW PERCENTAGE

| Year | Leader* | G | FT-FTA | Pct. |
|------|--------------------------------|----|---------|-------|
| 2016 | Andrew White III, Jr., G | 34 | 86-111 | .775 |
| 2015 | Shavon Shields, Jr., F | 32 | 139-168 | .827 |
| 2014 | Terran Petteway, So., G/F | 32 | 167-204 | .819 |
| 2013 | Brandon Ubel, Sr., F | 31 | 93-116 | .802 |
| 2012 | Bo Spencer, Sr., G | 30 | 92-105 | .876 |
| 2011 | Brandon Richardson, Jr., G | 31 | 60-72 | .833 |
| 2010 | Brandon Richardson, So., G | 31 | 85-103 | .825 |
| 2009 | Cookie Miller, So., G | 30 | 58-71 | .817 |
| 2008 | Steve Harley, Jr., G | 32 | 61-86 | .709 |
| 2007 | Charles Richardson Jr., Sr., G | 31 | 68-81 | .840 |
| 2006 | Jamel White, Fr., G | 33 | 69-86 | .802 |
| 2005 | Marcus Neal Jr., Sr., G | 28 | 54-68 | .794 |
| 2004 | Nate Johnson, Sr., G | 30 | 103-119 | .866 |
| 2003 | Nate Johnson, Jr., G | 28 | 83-114 | .728 |
| 2002 | Cary Cochran, Sr., G | 28 | 71-77 | .922# |
| 2001 | Cookie Belcher, Sr., G | 30 | 90-121 | .744 |
| 2000 | Danny Walker, Jr., G | 29 | 59-76 | .776 |
| 1999 | Larry Florence, Sr., F | 33 | 73-99 | .737 |
| 1998 | Tyronn Lue, Jr., G | 32 | 120-145 | .828 |
| 1997 | Tyronn Lue, So., G | 32 | 126-155 | .813 |
| 1996 | Erick Strickland, Sr., G | 35 | 116-141 | .823 |
| 1995 | Tom Wald, Jr., G | 32 | 80-96 | .833 |
| 1994 | Erick Strickland, So., G | 30 | 77-95 | .810 |
| 1993 | Eric Piatkowski, Jr., F | 30 | 98-129 | .760 |
| 1992 | Jamar Johnson, So., G | 28 | 53-63 | .8 |



2016-17 NEBRASKA BASKETBALL

STATISTICAL LEADERS (SINCE 1947)

| Year | Player | G | No. | Avg. |
|------|-------------------------|----|---------|------|
| 1982 | Jack Moore, Sr., G | 27 | 123-131 | .939 |
| 1981 | Jack Moore, Jr., G | 27 | 118-128 | .922 |
| 1980 | Jack Moore, So., G | 31 | 184-211 | .872 |
| 1979 | Andre Smith, So., C | 27 | 72-110 | .655 |
| 1978 | Brian Banks, Jr., G | 30 | 73-103 | .709 |
| 1977 | Carl McPipe, So., C | 29 | 74-108 | .685 |
| 1976 | Larry Cox, Sr., C | 27 | 92-124 | .742 |
| 1975 | Larry Cox, Jr., C | 26 | 78-104 | .750 |
| 1974 | Bob Siegel, So., F | 26 | 42-56 | .750 |
| 1973 | Ricky Marsh, So., G | 26 | 43-56 | .768 |
| 1972 | Kent Reckewey, So., G | 19 | 35-41 | .854 |
| 1971 | Tony Riehl, Jr., G/F | 26 | 44-58 | .759 |
| 1970 | Leroy Chalk, Jr., C | 26 | 52-63 | .825 |
| 1969 | Tom Scantlebury, Jr., G | 25 | 81-104 | .779 |
| 1968 | Bob Gratopp, So., F | 26 | 141-178 | .792 |
| 1967 | Tom Baack, Jr., F | 25 | 82-99 | .828 |
| 1966 | Tom Baack, So., F | 25 | 73-90 | .811 |
| 1965 | Tom Baack, Fr., F | 25 | 92-108 | .852 |
| 1964 | Grant Simmons, So., G | 25 | 82-121 | .678 |
| 1963 | Coley Webb | 24 | 56-88 | .636 |
| 1962 | Ivan Grupe, F | 25 | 66-90 | .733 |
| 1961 | Tom Russell, Jr., F/C | 25 | 140-182 | .769 |
| 1960 | Jim Kowalke | 18 | 46-62 | .742 |
| 1959 | Jan Wall | 24 | 46-62 | .742 |
| 1958 | Jan Wall | 18 | 31-39 | .795 |
| 1957 | Herschell Turner, G | 25 | 136-183 | .743 |
| 1956 | Gary Reimers, G | 23 | 96-123 | .780 |
| 1955 | Rex Ekwall, F | 23 | 95-127 | .748 |
| 1954 | Rex Ekwall, F | 21 | 108-151 | .715 |
| 1953 | Gary Renzelman | 21 | 53-68 | .779 |
| 1952 | Fred Seger | 21 | 90-139 | .647 |
| 1951 | Gerald Sandbulte | 18 | 35-47 | .745 |
| 1950 | Joe Good | 22 | 52-75 | .693 |
| 1949 | Bob Pierce | 23 | 122-158 | .772 |
| 1948 | Bob Gates | 23 | 37-49 | .755 |
| 1947 | Bus Whitehead | 26 | 75-108 | .694 |
| 1946 | Rodney Cox | 24 | 38-57 | .667 |

*Minimum of 2 att. per game while playing in 75 percent of team's games. #Led nation in free throw percentage.

3-POINT PERCENTAGE

| Year | Player* | G | 3FG-Att. | Pct. |
|------|---------------------------|----|----------|------|
| 2016 | Andrew White III, Jr., G | 34 | 87-211 | .412 |
| 2015 | Terran Petteway, Jr., G | 32 | 68-217 | .313 |
| 2014 | Walter Pitchford, So., F | 32 | 48-117 | .410 |
| 2013 | Dylan Talley, Sr., G | 33 | 51-149 | .342 |
| 2012 | Dylan Talley, Jr., G | 25 | 38-103 | .369 |
| 2011 | Toney McCray, Jr., G | 32 | 35-86 | .407 |
| 2010 | Eshaunte Jones, Fr., G | 29 | 40-92 | .435 |
| 2009 | Paul Velander, Sr., G | 31 | 60-150 | .400 |
| 2008 | Paul Velander, Jr., G | 31 | 36-94 | .383 |
| 2007 | Jay-R Stroubridge, Fr., G | 29 | 25-54 | .463 |
| 2006 | Wes Wilkinson, Sr., F | 32 | 62-148 | .419 |
| 2005 | Joe McCray, Fr., G | 28 | 80-226 | .354 |
| 2004 | Brian Conklin, Sr., F | 31 | 66-118 | .559 |
| 2003 | Andrew Drevo, Jr., F | 29 | 48-149 | .322 |
| 2002 | Brian Conklin, So., F | 28 | 65-150 | .433 |
| 2001 | Cary Cochran, Jr., G | 30 | 78-165 | .473 |
| 2000 | Cary Cochran, So., G | 29 | 62-160 | .388 |
| 1999 | Cary Cochran, Fr., G | 32 | 39-98 | .398 |
| 1998 | Tyronn Lue, Jr., G | 32 | 78-209 | .373 |
| 1997 | Cookie Belcher, Fr., G | 33 | 30-76 | .395 |
| 1996 | Jaron Boone, Sr., G | 34 | 59-167 | .353 |
| 1995 | Jaron Boone, Jr., G | 32 | 70-182 | .385 |
| 1994 | Jaron Boone, So., G | 30 | 35-95 | .368 |
| 1993 | Eric Piatkowski, Jr., F | 30 | 48-129 | .372 |
| 1992 | Jamar Johnson, So., G | 28 | 39-95 | .411 |
| 1991 | Clifford Scales, Sr., G | 34 | 26-57 | .456 |
| 1990 | Chris Cresswell, Sr., G | 26 | 37-97 | .381 |
| 1989 | Ray Richardson, Jr., G/F | 32 | 57-145 | .393 |
| 1988 | Beau Reid, Fr., F | 28 | 26-67 | .388 |
| 1987 | Henry T. Buchanan, Jr., G | 33 | 28-62 | .452 |

*Minimum of 1.5 att. per game while playing in 75 percent of team's games.

ASSISTS

| Year | Player | G | No. | Avg. |
|------|----------------------------|----|-----|------|
| 2016 | Shavon Shields, Sr., F | 30 | 80 | 2.7 |
| 2015 | Terran Petteway, Jr., G | 31 | 87 | 2.7 |
| 2014 | Tai Webster, Fr., G | 32 | 63 | 2.0 |
| 2013 | Dylan Talley, Sr., G | 33 | 81 | 2.5 |
| 2012 | Bo Spencer, Sr., G | 30 | 98 | 3.8 |
| | Brandon Richardson, Sr., G | 30 | 98 | 3.8 |
| 2011 | Lance Jeter, Sr., G | 33 | 145 | 4.5 |

| Year | Player | G | No. | Avg. |
|------|--------------------------------|----|-----|------|
| 2010 | Lance Jeter, Jr., G | 33 | 134 | 4.1 |
| 2009 | Cookie Miller, So., G | 30 | 109 | 3.6 |
| 2008 | Cookie Miller, Fr., G | 30 | 109 | 3.6 |
| 2007 | Charles Richardson Jr., Sr., G | 31 | 179 | 5.8 |
| 2006 | Charles Richardson Jr., Jr., G | 30 | 100 | 3.3 |
| 2005 | Marcus Neal Jr., Sr., G | 28 | 93 | 3.3 |
| 2004 | Charles Richardson Jr., Fr., G | 31 | 66 | 2.1 |
| 2003 | Brennon Clemmons, Sr., G | 26 | 68 | 2.6 |
| 2002 | Jake Muhleisen, Fr., G | 28 | 105 | 3.8 |
| 2001 | Cookie Belcher, Sr., G | 30 | 131 | 4.4 |
| 2000 | Danny Walker, Jr., G | 29 | 97 | 3.3 |
| 1999 | Cookie Belcher, Jr., G | 32 | 138 | 4.3 |
| 1998 | Tyronn Lue, Jr., G | 32 | 152 | 4.8 |
| 1997 | Tyronn Lue, So., G | 32 | 136 | 4.3 |
| 1996 | Tyronn Lue, Fr., G | 35 | 144 | 4.1 |
| 1995 | Erick Strickland, Jr., G | 31 | 133 | 4.3 |
| 1994 | Jamar Johnson, Sr., G | 28 | 123 | 4.4 |
| 1993 | Jamar Johnson, Jr., G | 28 | 102 | 3.3 |
| 1992 | Jamar Johnson, So., G | 28 | 130 | 4.6 |
| 1991 | Beau Reid, Sr., F | 34 | 130 | 3.8 |
| 1990 | Clifford Scales, Jr., G | 26 | 110 | 4.2 |
| 1989 | Eric Johnson, Sr., G | 32 | 135 | 4.2 |
| | Beau Reid, So., F | 32 | 135 | 4.2 |
| 1988 | Eric Johnson, Jr., G | 31 | 112 | 3.6 |
| 1987 | Brian Carr, Sr., G | 33 | 166 | 5.0 |
| 1986 | Brian Carr, Jr., G | 30 | 201 | 6.7 |
| 1985 | Brian Carr, So., G | 30 | 237 | 7.9 |
| 1984 | David Ponce, Sr., G | 30 | 124 | 4.1 |
| 1983 | Stan Cloudy, Jr., F | 28 | 106 | 3.3 |
| 1982 | Jack Moore, Sr., G | 27 | 109 | 4.0 |
| 1981 | Jack Moore, Jr., G | 27 | 108 | 4.0 |
| 1980 | Jack Moore, So., G | 31 | 145 | 4.7 |
| 1979 | Bob Moore, Sr., G | 27 | 81 | 3.0 |
| 1978 | Brian Banks, Jr., G | 30 | 96 | 3.2 |
| 1977 | Allen Holder, Sr., G/F | 29 | 119 | 4.1 |
| 1976 | Jerry Fort, Sr., G | 27 | 85 | 3.1 |
| 1975 | Steve Erwin, Sr., F | 26 | 85 | 3.3 |
| 1974 | Ricky Marsh, So., G | 26 | 77 | 3.0 |

BLOCKED SHOTS

| Year | Player | G | No. | Avg. |
|------|---------------------------|----|-----|------|
| 2016 | Michael Jacobson, Fr., F | 34 | 28 | 0.8 |
| 2015 | Terran Petteway, Jr., G | 31 | 27 | 0.9 |
| 2014 | Terran Petteway, So., G/F | 32 | 24 | 0.8 |
| 2013 | Andre Almeida, Sr., C | 29 | 32 | 1.1 |
| 2012 | Jorge Brian Diaz, Jr., C | 16 | 31 | 1.9 |
| 2011 | Andre Almeida, Jr., C | 30 | 39 | 1.3 |
| 2010 | Jorge Brian Diaz, Jr., C | 33 | 41 | 1.2 |
| 2009 | Toney McCray, Fr., G | 30 | 18 | 0.6 |
| 2008 | Aleks Maric, Sr., C | 33 | 57 | 1.7 |
| 2007 | Aleks Maric, Jr., C | 30 | 33 | 1.1 |
| 2006 | Wes Wilkinson, Sr., F | 32 | 61 | 1.9 |
| 2005 | John Turek, Sr., F | 28 | 35 | 1.3 |
| 2004 | John Turek, Jr., F | 31 | 37 | 1.2 |
| 2003 | John Turek, So., F | 30 | 52 | 1.7 |
| 2002 | John Turek, Fr., F | 26 | 39 | 1.4 |
| 2001 | Kimani Ffriend, Sr., C | 28 | 74 | 2.6 |
| 2000 | Kimani Ffriend, Jr., C | 30 | 85 | 2.8 |
| 1999 | Venson Hamilton, Sr., C | 33 | 80 | 2.4 |
| 1998 | Venson Hamilton, Jr., C | 32 | 66 | 2.1 |
| 1997 | Mikki Moore, Sr., C | 33 | 88 | 2.7 |
| 1996 | Mikki Moore, Jr., C | 35 | 71 | 2.1 |
| 1995 | Mikki Moore, So., C | 32 | 67 | 2.1 |
| 1994 | Terrance Badgett, So., F | 29 | 26 | 0.9 |
| 1993 | Derrick Chandler, Sr., C | 31 | 53 | 1.7 |
| 1992 | Derrick Chandler, Jr., C | 29 | 91 | 3.1 |
| 1991 | Rich King, Sr., C | 34 | 68 | 2.0 |
| 1990 | Rich King, Jr., C | 28 | 45 | 1.6 |
| 1989 | Rich King, So., C | 33 | 50 | 1.5 |
| 1988 | Derrick Vick, Sr., F | 31 | 21 | 0.7 |
| 1987 | Derrick Vick, Jr., F | 32 | 19 | 0.6 |
| 1986 | Dave Hoppen, Sr., C | 19 | 11 | 0.6 |
| 1985 | Ronnie Smith, Sr., C/F | 29 | 13 | 0.4 |
| | Dave Hoppen, Jr., C | 30 | 13 | 0.4 |
| 1984 | Dave Hoppen, So., C | 30 | 12 | 0.4 |
| 1983 | Dave Hoppen, Fr., C | 32 | 19 | 0.6 |
| 1982 | Lenard Johnson, Jr., F/C | 27 | 23 | 0.9 |
| 1981 | Andre Smith, Sr., C | 26 | 20 | 0.8 |
| 1980 | Greg Downing, Jr., G/F | 31 | 15 | 0.5 |
| 1979 | Carl McPipe, Sr., C | 26 | 30 | 1.2 |
| 1978 | Terry Novak, Sr., G/F | 30 | 18 | 0.6 |

STEALS

| Year | Player | G | No. | Avg. |
|------|--------------------------------|----|-----|------|
| 2016 | Tai Webster, Jr., G | 34 | 46 | 1.4 |
| 2015 | Benny Parker, Jr., G | 31 | 45 | 1.5 |
| 2014 | David Rivers, Jr., F | 25 | 25 | 1.0 |
| 2013 | Ray Gallegos, Jr., G | 33 | 46 | 1.4 |
| 2012 | Brandon Richardson, Sr., G | 30 | 54 | 1.8 |
| 2011 | Lance Jeter, Sr., G | 32 | 57 | 1.8 |
| 2010 | Ryan Anderson, Sr., G | 31 | 53 | 1.7 |
| 2009 | Cookie Miller, So., G | 30 | 45 | 1.5 |
| | Steve Harley, Sr., G | 31 | 45 | 1.5 |
| 2008 | Cookie Miller, Fr., G | 30 | 58 | 1.7 |
| 2007 | Charles Richardson Jr., Sr., G | 31 | 56 | 1.8 |
| 2006 | Charles Richardson Jr., Jr., G | 30 | 34 | 1.1 |
| 2005 | Joe McCray, Fr., G | 28 | 32 | 1.1 |
| 2004 | Jake Muhleisen, Jr., G | 31 | 36 | 1.2 |
| 2003 | Brennon Clemmons, Sr., G | 26 | 47 | 1.8 |
| 2002 | Brennon Clemmons, Jr., G | 28 | 48 | 1.7 |
| 2001 | Cookie Belcher, Sr., G | 30 | 82 | 2.7 |
| 2000 | Larry Florence, Sr., F | 30 | 44 | 1.5 |
| 1999 | Cookie Belcher, Jr., G | 32 | 102 | 3.2 |
| 1998 | Cookie Belcher, So., G | 32 | 75 | 2.3 |
| 1997 | Cookie Belcher, Fr., G | 33 | 87 | 2.6 |
| 1996 | Erick Strickland, Sr., G | 35 | 61 | 1.7 |
| 1995 | Erick Strickland, Jr., G | 31 | 89 | 2.9 |
| 1994 | Erick Strickland, So., G | 30 | 60 | 2.0 |
| 1993 | Jamar Johnson, Jr., G | 31 | 52 | 1.7 |
| 1992 | Jamar Johnson, So., G | 28 | 36 | 1.3 |
| 1991 | Clifford Scales, Sr., G | 34 | 64 | 1.9 |
| 1990 | Clifford Scales, Jr., G | 26 | 44 | 1.7 |
| 1989 | Eric Johnson, Sr., G | 32 | 68 | 2.1 |
| 1988 | Eric Johnson, Jr., G | 31 | 60 | 1.9 |
| 1987 | Brian Carr, Sr., G | 33 | 67 | 2.0 |
| 1986 | Brian Carr, Jr., G | 30 | 31 | 1.0 |
| 1985 | Curtis Moore, Sr., F | 30 | 45 | 1.5 |
| 1984 | David Ponce, Sr., G | 30 | 36 | 1.2 |
| 1983 | Greg Downing, Sr., G/F | 31 | 46 | 1.5 |
| 1982 | Ray Collins, Sr., G/F | 28 | 38 | 1.4 |
| 1981 | Jack Moore, Jr., G | 27 | 36 | 1.3 |
| 1980 | Jack Moore, So., G | 31 | 42 | 1.4 |
| 1979 | Brian Banks, Sr., G | 24 | 34 | 1.4 |
| 1978 | Brian Banks, Jr., G | 30 | 36 | 1.2 |

MINUTES PLAYED

| Year | Player | G | Min. | Avg. |
|------|--------------------------------|----|-------|------|
| 2016 | Shavon Shields, Sr., F | 30 | 921 | 30.7 |
| 2015 | Shavon Shields, Jr., F | 31 | 1095 | 35.3 |
| 2014 | Shavon Shields, So., F | 32 | 1042 | 32.6 |
| 2013 | Ray Gallegos, Jr., G | 33 | 1237 | 37.5 |
| 2012 | Bo Spencer, Sr., G | 30 | 976 | 32.5 |
| 2011 | Lance Jeter, Sr., G | 33 | 967 | 30.2 |
| 2010 | Lance Jeter, Jr., G | 33 | 1,024 | 31.0 |
| 2009 | Steve Harley, Sr., G | 31 | 937 | 30.2 |
| 2008 | Ryan Anderson, So., G | 33 | 980 | 29.7 |
| 2007 | Charles Richardson Jr., Sr., G | 31 | 1,125 | 36.3 |
| 2006 | Jason Dourisseau, Sr., G | 33 | 1,006 | 30.5 |
| 2005 | Joe McCray, Fr., G | 28 | 832 | 29.7 |
| 2004 | Jake Muhleisen, Jr., G | 31 | 827 | 26.7 |
| 2003 | Nate Johnson, Jr., G | 28 | 895 | 32.0 |
| 2002 | Jake Muhleisen, Fr., G | 28 | 821 | 29.3 |
| 2001 | Cookie Belcher, Sr., G | 30 | 1,024 | 34.1 |
| 2000 | Steffon Bradford, Jr., F | 30 | 904 | 30.1 |
| 1999 | Venson Hamilton, Sr., C | 33 | 1,074 | 32.5 |
| 1998 | Tyronn Lue, Jr., G | 32 | 1,149 | 35.9 |
| 1997 | Tyronn Lue, So., G | 32 | 1,150 | 35.9 |
| 1996 | Jaron Boone, Sr., G | 34 | 1,105 | 32.5 |
| 1995 | Jaron Boone, Jr., G | 32 | 1,043 | 32.6 |
| 1994 | Eric Piatkowski, Sr., F | 30 | 972 | 32.4 |
| 1993 | Eric Piatkowski, Jr., F | 30 | 892 | 29.7 |
| 1992 | Eric Piatkowski, So., F | 29 | 873 | 30.1 |
| 1991 | Clifford Scales, Sr., G | 34 | 982 | 28.9 |
| 1990 | Clifford Scales, Jr., G | 26 | 824 | 31.7 |
| 1989 | Eric Johnson, Sr., G | 32 | 996 | 31.1 |
| 1988 | Eric Johnson, Jr., G | 31 | 889 | 28.7 |
| 1987 | Brian Carr, Sr., G | 33 | 1,065 | 32.3 |
| 1986 | Brian Carr, Jr., G | 30 | 1,063 | 35.4 |
| 1985 | Dave Hoppen, Jr., C | 30 | 1,155 | 38.5 |
| 1984 | Dave Hoppen, So., C | 30 | 1,058 | 35.3 |
| 1983 | Stan Cloudy, Jr., F | 32 | 1,021 | 31.9 |
| 1982 | Jack Moore, Sr., G | 27 | 1,017 | 37.7 |
| 1981 | Jack Moore, Jr., G | 27 | 984 | 36.4 |
| 1980 | Jack Moore, So., G | 31 | 1,143 | |

2016-17 NEBRASKA BASKETBALL
NEBRASKA YEAR-BY-YEAR TOTALS



| Season | Won-Lost | FG-FGA | Pct. | FT-FTA | Pct. | Reb.-Avg. | Pts.-Avg. |
|--------|----------|-----------|----------|---------|-----------|------------|------------|
| 1948 | 11-13 | 494-1,717 | .288 | 356-613 | .581 | * | 1,344-56.0 |
| 1949 | 16-10 | 504-1,719 | .293 | 351-595 | .590 | * | 1,359-52.3 |
| 1950 | 16-7 | 490-1,506 | .325 | 369-598 | .617 | * | 1,349-58.7 |
| 1951 | 9-14 | 440-1,283 | .343 | 329-447 | .662 | * | 1,209-52.6 |
| 1952 | 7-17 | 569-1,661 | .343 | 357-603 | .592 | 888-37.0 | 1,495-62.3 |
| 1953 | 9-11 | 444-1,252 | .355 | 510-795 | .642 | 835-41.8 | 1,398-69.9 |
| 1954 | 8-13 | 503-1,336 | .376 | 463-772 | .600 | 747-35.6 | 1,469-70.0 |
| 1955 | 9-12 | 506-1,288 | .393 | 474-681 | .696 | 882-42.0 | 1,486-70.8 |
| 1956 | 7-16 | 490-1,421 | .345 | 452-715 | .632 | 770-33.5 | 1,432-62.3 |
| 1957 | 11-12 | 487-1,301 | .374 | 446-667 | .669 | 905-39.3 | 1,420-61.7 |
| 1958 | 10-13 | 470-1,255 | .375 | 387-637 | .608 | 892-38.8 | 1,327-57.7 |
| 1959 | 12-13 | 531-1,422 | .373 | 402-619 | .649 | 1,122-44.9 | 1,464-58.6 |
| 1960 | 7-17 | 561-1,559 | .360 | 370-573 | .646 | 1,170-48.8 | 1,492-62.7 |
| 1961 | 10-14 | 554-1,447 | .383 | 437-651 | .671 | 1,162-48.4 | 1,545-64.4 |
| 1962 | 9-16 | 575-1,470 | .391 | 389-592 | .657 | 1,128-45.1 | 1,539-61.6 |
| 1963 | 6-19 | 573-1,502 | .381 | 341-554 | .616 | 1,101-44.0 | 1,487-59.5 |
| 1964 | 8-17 | 645-1,676 | .385 | 289-521 | .555 | 1,063-42.5 | 1,579-63.2 |
| 1965 | 10-15 | 635-1,611 | .394 | 436-724 | .602 | 1,053-42.1 | 1,706-68.2 |
| 1966 | 20-5 | 739-1,708 | .433 | 450-650 | .692 | 1,061-42.4 | 1,928-77.2 |
| 1967 | 16-9 | 784-1,749 | .448 | 424-583 | .727 | 1,032-41.3 | 1,992-78.9 |
| 1968 | 15-10 | 725-1,612 | .450 | 504-659 | .765 (3) | 835-33.4 | 1,954-78.2 |
| 1969 | 12-14 | 690-1,587 | .435 | 527-739 | .713 | 908-34.9 | 1,908-73.4 |
| 1970 | 16-9 | 696-1,527 | .455 | 421-620 | .679 | 899-36.0 | 1,813-72.5 |
| 1971 | 18-8 | 753-1,490 | .505 (6) | 402-574 | .700 | 890-34.2 | 1,908-73.4 |
| 1972 | 14-12 | 734-1,509 | .486 | 367-579 | .634 | 1,022-39.3 | 1,835-70.6 |
| 1973 | 9-17 | 704-1,647 | .427 | 244-380 | .642 | 972-37.4 | 1,652-63.5 |
| 1974 | 14-12 | 725-1,730 | .419 | 291-443 | .657 | 1,121-43.1 | 1,741-67.0 |
| 1975 | 14-12 | 741-1,679 | .441 | 317-485 | .654 | 1,032-39.7 | 1,799-69.2 |
| 1976 | 19-8 | 715-1,637 | .465 | 385-532 | .724 | 890-33.0 | 1,815-67.2 |
| 1977 | 15-14 | 732-1,638 | .447 | 350-541 | .647 | 1,010-34.8 | 1,814-62.6 |
| 1978 | 22-8 | 829-1,696 | .489 | 374-551 | .679 | 963-32.1 | 2,032-67.7 |
| 1979 | 14-13 | 720-1,555 | .463 | 289-438 | .660 | 882-32.7 | 1,729-64.0 |
| 1980 | 18-13 | 812-1,600 | .508 | 507-677 | .749 (15) | 809-26.1 | 2,131-68.7 |
| 1981 | 15-12 | 666-1,360 | .490 | 380-507 | .750 (11) | 737-27.3 | 1,712-63.4 |
| 1982 | 16-12 | 679-1,441 | .471 | 409-552 | .741 (11) | 777-27.8 | 1,767-63.1 |
| 1983 | 22-10 | 855-1,667 | .513 | 478-696 | .687 | 979-30.6 | 2,188-68.4 |
| 1984 | 18-12 | 786-1,529 | .514 | 376-534 | .704 | 846-28.2 | 1,948-64.9 |
| 1985 | 16-14 | 873-1,706 | .512 | 409-568 | .720 | 913-30.4 | 2,155-71.8 |
| 1986 | 19-11 | 835-1,635 | .511 | 455-612 | .743 | 902-30.1 | 2,125-70.8 |

| Season | Won-Lost | FG-FGA | Pct. | 3FG-Att. | Pct. | FT-FTA | Pct. | Reb.-Avg. | Pts.-Avg. |
|--------|----------|-------------|-----------|----------|-----------|---------|----------|------------|----------------|
| 1987 | 21-12 | 904-1,933 | .468 | 120-325 | .369 | 544-778 | .699 | 1,119-33.9 | 2,472-74.9 |
| 1988 | 13-18 | 832-1,737 | .479 | 88-246 | .358 | 456-636 | .718 | 1,016-32.8 | 2,208-71.2 |
| 1989 | 17-16 | 936-1,991 | .470 | 122-335 | .364 | 541-808 | .670 | 1,292-39.2 | 2,535-76.8 |
| 1990 | 10-18 | 829-1,759 | .471 | 106-302 | .351 | 495-717 | .690 | 1,069-38.2 | 2,259-80.7 |
| 1991 | 26-8 | 1,081-2,185 | .495 | 125-358 | .349 | 690-981 | .703 | 1,454-42.8 | 2,977-87.6 |
| 1992 | 19-10 | 842-1,826 | .461 | 183-489 | .374 | 467-739 | .632 | 1,305-45.0 | 2,334-80.5 |
| 1993 | 20-11 | 908-1,975 | .460 | 158-468 | .338 | 523-765 | .684 | 1,283-41.4 | 2,497-80.5 |
| 1994 | 20-10 | 956-1,978 | .483 | 194-564 | .344 | 514-690 | .745 (9) | 1,201-40.0 | 2,620-87.3(11) |
| 1995 | 18-14 | 907-1,947 | .466 | 173-504 | .343 | 523-766 | .683 | 1,209-37.8 | 2,510-78.4 |
| 1996 | 21-14 | 1,007-2,089 | .482 | 176-494 | .356 | 618-897 | .689 | 1,353-38.7 | 2,808-80.2 |
| 1997 | 18-15 | 895-1,927 | .464 | 113-349 | .324 | 504-752 | .670 | 1,295-39.2 | 2,407-72.9 |
| 1998 | 20-12 | 867-1,938 | .447 | 150-436 | .344 | 406-649 | .626 | 1,263-39.5 | 2,290-71.6 |
| 1999 | 20-13 | 799-1,764 | .453 | 113-365 | .310 | 466-716 | .651 | 1,169-35.4 | 2,177-66.0 |
| 2000 | 11-19 | 737-1,729 | .426 | 144-434 | .332 | 432-700 | .617 | 1,217-40.6 | 2,050-68.3 |
| 2001 | 14-16 | 755-1,591 | .487 (11) | 184-480 | .383 | 400-670 | .597 | 1,075-35.8 | 2,134-71.1 |
| 2002 | 13-15 | 656-1,668 | .393 | 267-729# | .366 | 375-555 | .676 | 998-35.6 | 1,954-69.8 |
| 2003 | 11-19 | 686-1,724 | .398 | 139-504 | .276 | 389-599 | .649 | 1,114-38.1 | 1,900-63.3 |
| 2004 | 18-13 | 765-1,641 | .466 | 210-540 | .389 (19) | 444-618 | .718 | 1,120-36.1 | 2,184-70.5 |
| 2005 | 14-14 | 661-1,556 | .425 | 174-550 | .316 | 409-620 | .660 | 1,072-38.3 | 1,905-68.0 |
| 2006 | 19-14 | 736-1,796 | .410 | 221-637 | .347 | 508-758 | .670 | 1,277-38.7 | 2,201-66.7 |
| 2007 | 17-14 | 700-1,537 | .455 | 244-650 | .375 | 428-600 | .713 | 928-29.9 | 2,072-66.8 |
| 2008 | 20-13 | 790-1,729 | .457 | 190-555 | .342 | 444-667 | .666 | 1,131-34.3 | 2,214-67.1 |
| 2009 | 18-13 | 686-1,571 | .437 | 206-571 | .361 | 421-600 | .702 | 861-27.8 | 1,999-64.5 |
| 2010 | 15-18 | 768-1,745 | .440 | 217-547 | .397 (15) | 441-654 | .674 | 1,069-32.4 | 2,194-66.5 |
| 2011 | 19-13 | 773-1,677 | .461 | 164-522 | .314 | 414-590 | .702 | 1,131-35.3 | 2,124-66.4 |
| 2012 | 12-18 | 649-1,521 | .427 | 194-599 | .324 | 335-437 | .767 (7) | 901-30.0 | 1,827-60.9 |
| 2013 | 15-18 | 708-1,741 | .407 | 165-537 | .307 | 342-494 | .692 | 1,041-31.5 | 1,923-58.3 |
| 2014 | 19-13 | 719-1,684 | .427 | 188-564 | .333 | 511-713 | .717 | 1,059-33.1 | 2,137-66.8 |
| 2015 | 13-18 | 664-1,613 | .412 | 161-566 | .284 | 416-588 | .707 | 1,022-33.0 | 1,905-61.5 |
| 2016 | 16-18 | 883-1,976 | .447 | 220-634 | .347 | 470-644 | .730 | 1,198-35.2 | 2,456-72.2 |

*Rebounding statistics unavailable prior to 1952 and for five games in 1952. #Third nationally in 3-pointers made per game. Note: National top-25 rank, if any, indicated in ().



2016-17 NEBRASKA BASKETBALL

OPPONENT YEAR-BY-YEAR TOTALS

| Season | Games | FG-FGA | Pct. | FT-FTA | Pct. | Reb.-Avg. | Pts.-Avg. |
|--------|-------|-----------|------|---------|------|------------|-----------------|
| 1948 | 24 | 503* | * | 350-588 | .627 | * | 1,356-56.5 |
| 1949 | 26 | 487* | * | 348-600 | .580 | * | 1,322-50.8 |
| 1950 | 23 | 437* | * | 359-586 | .613 | * | 1,233-53.6 |
| 1951 | 23 | 531-1,462 | .363 | 283-445 | .636 | * | 1,345-58.5 |
| 1952 | 24 | * | * | * | * | * | 1,580-65.8 |
| 1953 | 20 | 487-1,409 | .346 | 458-707 | .648 | 790-39.5 | 1,432-71.6 |
| 1954 | 21 | 546-1,407 | .388 | 461-721 | .639 | 707-33.7 | 1,553-74.0 |
| 1955 | 21 | 497-1,451 | .343 | 514-748 | .687 | 940-44.8 | 1,508-71.8 |
| 1956 | 23 | 574-1,626 | .353 | 491-712 | .690 | 1,019-44.3 | 1,639-71.3 |
| 1957 | 23 | 513-1,475 | .348 | 493-754 | .654 | 1,010-43.9 | 1,519-66.0 |
| 1958 | 23 | 567-1,526 | .372 | 344-539 | .638 | 985-42.8 | 1,478-64.3 |
| 1959 | 25 | 565-1,538 | .367 | 374-559 | .669 | 1,135-45.4 | 1,504-60.2 |
| 1960 | 24 | 545-1,476 | .369 | 426-655 | .650 | 1,191-49.6 | 1,516-63.2 |
| 1961 | 24 | 595-1,621 | .367 | 381-571 | .667 | 1,161-48.4 | 1,571-65.5 |
| 1962 | 25 | 656-1,584 | .414 | 364-518 | .703 | 1,052-42.1 | 1,676-67.0 |
| 1963 | 25 | 622-1,457 | .427 | 441-639 | .690 | 1,062-42.5 | 1,685-67.4 |
| 1964 | 25 | 661-1,633 | .405 | 478-698 | .685 | 1,097-43.9 | 1,800-72.0 |
| 1965 | 25 | 676-1,631 | .414 | 486-714 | .681 | 946-37.8 | 1,838-73.5 |
| 1966 | 25 | 718-1,666 | .431 | 367-575 | .638 | 987-39.5 | 1,803-72.1 |
| 1967 | 25 | 730-1,635 | .446 | 480-691 | .695 | 992-39.7 | 1,940-77.6 |
| 1968 | 25 | 750-1,526 | .491 | 370-550 | .673 | 799-32.0 | 1,870-74.8 |
| 1969 | 26 | 736-1,639 | .449 | 451-656 | .688 | 886-34.1 | 1,923-74.0 |
| 1970 | 25 | 674-1,457 | .462 | 456-675 | .676 | 839-33.6 | 1,804-72.1 |
| 1971 | 26 | 689-1,483 | .465 | 384-600 | .640 | 906-34.8 | 1,762-67.7 (15) |
| 1972 | 26 | 654-1,519 | .431 | 451-657 | .686 | 973-37.4 | 1,759-67.7 |
| 1973 | 26 | 767-1,706 | .450 | 275-423 | .650 | 1,194-45.9 | 1,809-69.2 |
| 1974 | 26 | 716-1,729 | .414 | 301-448 | .672 | 1,084-41.7 | 1,733-66.7 |
| 1975 | 26 | 716-1,598 | .448 | 365-525 | .695 | 1,121-43.1 | 1,797-69.1 |
| 1976 | 27 | 674-1,447 | .468 | 347-518 | .670 | 907-33.6 | 1,695-62.8 (8) |
| 1977 | 29 | 694-1,572 | .441 | 383-547 | .700 | 1,049-36.2 | 1,771-61.1 (6) |
| 1978 | 30 | 735-1,546 | .475 | 418-608 | .688 | 967-32.2 | 1,888-62.9 (8) |
| 1979 | 27 | 646-1,333 | .485 | 391-552 | .708 | 931-34.5 | 1,683-62.3 (9) |
| 1980 | 31 | 856-1,644 | .521 | 389-519 | .750 | 952-30.7 | 2,101-67.8 |
| 1981 | 27 | 631-1,265 | .499 | 350-473 | .739 | 753-29.0 | 1,612-62.0 (14) |
| 1982 | 28 | 607-1,351 | .449 | 335-474 | .707 | 883-31.5 | 1,549-55.3 (10) |
| 1983 | 32 | 766-1,606 | .477 | 418-609 | .686 | 963-30.1 | 1,950-60.9 |
| 1984 | 30 | 723-1,452 | .498 | 403-565 | .713 | 821-27.4 | 1,849-61.6 |
| 1985 | 30 | 834-1,652 | .505 | 401-574 | .699 | 935-31.2 | 2,069-69.0 |
| 1986 | 30 | 822-1,669 | .493 | 356-537 | .663 | 923-30.8 | 2,000-66.7 |

| Season | Games | FG-FGA | Pct. | 3FG-Att. | Pct. | FT-FTA | Pct. | Reb.-Avg. | Pts.-Avg. |
|--------|-------|-----------|-----------|----------|------|---------|------|------------|-----------------|
| 1987 | 33 | 887-1,888 | .470 | 143-338 | .423 | 537-773 | .695 | 1,201-36.4 | 2,454-74.4 |
| 1988 | 31 | 803-1,684 | .477 | 120-317 | .379 | 602-844 | .713 | 1,018-32.8 | 2,328-75.1 |
| 1989 | 33 | 916-2,011 | .455 | 160-420 | .381 | 586-880 | .666 | 1,204-36.5 | 2,578-78.1 |
| 1990 | 28 | 863-1,817 | .475 | 168-417 | .403 | 516-715 | .722 | 1,065-38.0 | 2,410-86.1 |
| 1991 | 34 | 950-2,173 | .437 | 209-605 | .345 | 563-891 | .632 | 1,230-36.2 | 2,672-78.6 |
| 1992 | 29 | 846-2,016 | .429 | 178-544 | .327 | 345-563 | .613 | 1,118-38.6 | 2,215-76.4 |
| 1993 | 31 | 827-1,923 | .430 | 154-508 | .303 | 538-833 | .646 | 1,175-37.9 | 2,346-75.7 |
| 1994 | 30 | 850-1,951 | .436 | 196-599 | .327 | 523-791 | .661 | 1,165-38.8 | 2,419-80.6 |
| 1995 | 32 | 831-1,997 | .416 | 230-652 | .353 | 475-707 | .672 | 1,272-39.8 | 2,367-74.0 |
| 1996 | 35 | 900-2,174 | .414 | 212-613 | .346 | 631-956 | .660 | 1,319-37.7 | 2,643-75.5 |
| 1997 | 33 | 791-1,928 | .410 | 185-519 | .356 | 589-864 | .682 | 1,162-35.2 | 2,356-71.4 |
| 1998 | 32 | 774-1,935 | .400 | 202-635 | .318 | 442-671 | .659 | 1,222-38.2 | 2,192-68.5 |
| 1999 | 33 | 752-1,809 | .416 | 207-609 | .340 | 410-639 | .642 | 1,139-34.5 | 2,121-64.3 |
| 2000 | 30 | 797-1,888 | .422 | 228-661 | .345 | 398-609 | .654 | 1,113-37.1 | 2,220-74.0 |
| 2001 | 30 | 742-1,720 | .431 | 184-543 | .339 | 418-594 | .704 | 980-32.7 | 2,086-69.5 |
| 2002 | 28 | 706-1,631 | .433 | 213-610 | .349 | 355-510 | .696 | 1,135-40.5 | 1,980-70.7 |
| 2003 | 30 | 724-1,776 | .408 | 193-639 | .302 | 413-585 | .706 | 1,172-39.1 | 2,054-68.5 |
| 2004 | 31 | 685-1,711 | .400 (20) | 180-551 | .327 | 399-583 | .684 | 995-32.1 | 1,949-62.9 |
| 2005 | 28 | 618-1,493 | .414 | 169-520 | .325 | 385-567 | .679 | 926-33.1 | 1,790-63.9 |
| 2006 | 33 | 793-1,928 | .411 | 252-693 | .364 | 342-522 | .655 | 1,159-35.1 | 2,180-66.1 |
| 2007 | 31 | 686-1,593 | .431 | 236-624 | .378 | 381-541 | .704 | 994-32.1 | 1,989-64.2 |
| 2008 | 33 | 687-1,710 | .402 (28) | 243-668 | .364 | 385-548 | .703 | 1,063-32.2 | 2,002-60.7 (18) |
| 2009 | 31 | 638-1,482 | .431 | 191-563 | .339 | 405-586 | .691 | 1,066-34.4 | 1,872-60.4 (22) |
| 2010 | 33 | 725-1,682 | .431 | 233-625 | .373 | 486-700 | .694 | 1,080-32.7 | 2,169-65.7 |
| 2011 | 32 | 773-1,677 | .389 (7) | 229-681 | .336 | 393-581 | .676 | 1,016-31.8 | 1,936-60.5 (16) |
| 2012 | 30 | 696-1,533 | .454 | 218-596 | .366 | 359-509 | .705 | 932-31.1 | 1,969-65.6 |
| 2013 | 33 | 736-1,695 | .434 | 177-530 | .344 | 445-659 | .675 | 1,161-35.2 | 2,094-63.5 |
| 2014 | 32 | 696-1,658 | .420 | 186-590 | .315 | 507-744 | .681 | 1,121-35.0 | 2,085-65.2 |
| 2015 | 31 | 657-1,627 | .404 | 208-622 | .334 | 435-627 | .694 | 1,085-35.0 | 1,957-63.1 |
| 2016 | 34 | 799-1,823 | .438 | 227-620 | .366 | 520-723 | .719 | 1,130-33.2 | 2,345-69.0 |

*Rebounding statistics unavailable prior to 1952 and for five games in 1952. Note: NU's national defensive rank, if any, indicated in ().

RECORDS

Opened on Aug. 29, 2013, Pinnacle Bank Arena is the home of the Nebraska men's and women's basketball programs. Located in the Haymarket District in downtown Lincoln, Pinnacle Bank Arena has a basketball capacity of 15,000 and is quickly becoming one of the premier concert destinations in the Midwest. Since its opening, it has hosted concerts ranging from Jay-Z, Paul McCartney, Jason Aldean, Katy Perry, The Eagles and Michael Bublé.

Pinnacle Bank Arena opened to rave reviews during its first year of operation. It was a nominee for best New Major Concert Venue by Pollstar Magazine, one of five facilities in the world chosen for the honor. In April of 2014, the facility was chosen as the Best Arena in College Basketball by Athletic Business, a magazine source for athletic, fitness and recreation professionals.

The 470,400-square foot arena was created with basketball in mind. The facility features a split upper concourse, allowing fans to be closer to the floor than in a typical arena. Pinnacle Bank Arena also features expansive premium seating with 36 suites, 20 loge boxes and over 800 club seats in addition to courtside seating. Other arena amenities include free wi-fi, a Panasonic video board which is 16 1/2 feet tall and 22 feet wide, as well as an upper video board which is six feet tall and 22 feet wide, and retractable seating to allow an intimate environment on game days as well as over 160 concession points of sale. The arena also features an expansive student section with 1,000 seats on the 100 Level, including behind both team benches.

The \$179-million dollar arena is easily accessible in downtown Lincoln as nearly 5,100 parking stalls are within walking distance of the facility, including three new parking garages and the Festival Space to the north of Pinnacle Bank Arena. Pinnacle Bank Arena is part of a \$344 million project in the Haymarket District in downtown Lincoln which also includes a 200-room hotel, 100,000 square feet of retail space, another 100,000 square feet of office space and 100 residential units.

PINNACLE BANK ARENA TIMELINE

| | |
|----------------|----------------------------------------------|
| May 11, 2010 | Lincoln Arena Bond Issue Passes |
| Sept. 7, 2011 | Arena Groundbreaking |
| Dec. 6, 2011 | Naming rights awarded to Pinnacle Bank Arena |
| June 2, 2012 | Removal of BNSF Railroad begins |
| Sept. 14, 2012 | Canopy Street Groundbreaking |
| Dec. 12, 2012 | Arena Topping Off Ceremony |
| Aug. 12, 2013 | Arena Completion Date |
| Aug. 16, 2013 | UNL Graduate Commencement |
| Aug. 17, 2013 | UNL Undergraduate Commencement |
| Aug. 29, 2013 | Pinnacle Bank Arena Grand Opening |
| Sept. 13, 2013 | Michael Bublé Concert (1st concert) |
| Oct. 27, 2013 | NU WBB vs. Pittsburg State (exhibition) |
| Nov. 4, 2013 | NU MBB vs. UNK (exhibition) |
| Nov. 8, 2013 | NU Women's Basketball Opener vs. UCLA |
| Nov. 8, 2013 | NU Men's Basketball Opener vs. FGCU |

PINNACLE BANK ARENA CONSTRUCTION

Owner: City of Lincoln

Owner's Representative: PC Sports

Operator: SMG

Construction Managers: M.A. Mortenson Company/
Hampton Construction Company

Architect: DLR Group

Associate Architects: BVH Architects/The Clark Enersen
Partners

Food Service Consultant: SMG/Savor and Williams Caruso
& Associates



PINNACLE BANK ARENA OPENING



Opening night for the Huskers at Pinnacle Bank Arena was a smashing success. The pregame ceremonies included performances from Tommy Lee and DJ Aero (upper left), the Cornhusker Marching Band (middle and lower left) while Karmin (top right) sang the national anthem. A sellout crowd of 15,119 was on hand as Nebraska defeated Florida Gulf Coast, 79-55, behind a game-high 28 points from Shavon Shields. Use your smart phone to watch some of the highlights from opening night at Pinnacle Bank Arena.

PINNACLE BANK ARENA FACTS

Games: 50 in 3 seasons
 Record: 35-15 (.700)
 Overtime Record: 1-2 (.333)
 Record vs. Ranked Opponents: 2-5 (.286)
 Record vs. Unranked Opponents: 33-10 (.767)
 Most Consecutive Home Winning Seasons: 3, 2014-16
 Most Home Games, Season: 18, 2015-16
 Most Wins in Pinnacle Bank Arena, Season: 15, 2013-14
 Most Home Wins, Season: 15, 2013-14
 Most Home Losses, Season: 8, 2015-16
 Most Consecutive Home Wins: 12, Jan. 20-Nov. 18, 2014
 Most Consecutive Home Losses:
 3, Feb. 10, 2015-March 8, 2015
 Most Consecutive Home Conference Wins:
 8, Jan. 20-March 8, 2014
 Most Consecutive Home Conference Losses:
 5, Feb. 10, 2015-Jan. 2, 2016

TOP-10 PINNACLE BANK ARENA CROWDS

| No. | Attend. | Opponent | Date |
|-----|---------|------------------|---------------|
| 1. | 15,998 | Wisconsin | March 9, 2014 |
| 2. | 15,987 | Tennessee-Martin | Nov. 28, 2014 |
| 4. | 15,978 | Northwestern | March 1, 2014 |
| 5. | 14,949 | Arkansas State | Dec. 14, 2013 |
| 6. | 15,945 | Minnesota | Jan. 26, 2014 |
| 7. | 15,933 | Iowa | Feb. 22, 2015 |
| 8. | 15,891 | Purdue | Feb. 23, 2014 |
| 9. | 15,889 | Omaha | Nov. 22, 2014 |
| 10. | 15,856 | Maryland | March 8, 2015 |

15,000-plus crowds

41 (Last time, March 1, 2016 vs. Purdue)

14,000-plus crowds

50 (Last time, March 1, 2016 vs. Purdue)

Season Opener Record

15,489, vs. Mississippi Valley State, Nov. 14, 2015

Opening-Night Attendance

15,119, vs. Florida Gulf Coast, Nov. 8, 2013

Last Conference Sellout

15,572 vs. Purdue, March 1, 2016

Last Non-Conference Sellout

15,646 vs. Miami, Dec. 11, 2015



PINNACLE BANK ARENA YEAR BY YEAR

| Season | Overall | | | Conference | | Losses |
|----------------|--------------|-------------|--------------|-------------|-------------------------------------------------------------------------------|--------|
| | W-L | Pct. | W-L | Pct. | | |
| 2013-14 | 15-1 | .938 | 8-1 | .889 | Michigan | |
| 2014-15 | 10-6 | .625 | 5-4 | .555 | Creighton, Incarnate Word, Indiana, Wisconsin, Iowa, Maryland | |
| 2015-16 | 10-8 | .556 | 3-6 | .333 | Miami, Samford, Northwestern, Indiana, Michigan, Maryland, Ohio State, Purdue | |
| 2 Years | 35-15 | .700 | 16-11 | .593 | | |



RECORD VS. OPPONENTS

AT PINNACLE BANK ARENA

| Opponent | W-L | (Pct.) |
|------------------------------|--------------|---------------|
| Abilene Christian | 1-0 | (1.000) |
| Arkansas Pine Bluff | 1-0 | (1.000) |
| Arkansas State | 1-0 | (1.000) |
| Central Arkansas | 1-0 | (1.000) |
| Cincinnati | 1-0 | (1.000) |
| Creighton | 0-1 | (.000) |
| Delaware State | 1-0 | (1.000) |
| Florida Gulf Coast | 1-0 | (1.000) |
| Illinois | 2-0 | (1.000) |
| Incarnate Word | 0-1 | (.000) |
| Indiana | 1-2 | (.333) |
| Iowa | 0-1 | (.000) |
| Maryland | 0-2 | (.000) |
| Miami (Fla.) | 1-1 | (.500) |
| Michigan | 0-2 | (.000) |
| Michigan State | 1-0 | (1.000) |
| Minnesota | 3-0 | (1.000) |
| Mississippi Valley State | 1-0 | (1.000) |
| Northern Illinois | 1-0 | (1.000) |
| Northern Kentucky | 1-0 | (1.000) |
| Northwestern | 2-1 | (.667) |
| Ohio State | 1-1 | (.500) |
| Omaha | 1-0 | (1.000) |
| Penn State | 2-0 | (1.000) |
| Prairie View A&M | 1-0 | (1.000) |
| Purdue | 1-1 | (.500) |
| Rutgers | 2-0 | (1.000) |
| Samford | 0-1 | (.000) |
| South Carolina State | 1-0 | (1.000) |
| Southeastern Louisiana | 1-0 | (1.000) |
| Tennessee-Martin | 1-0 | (1.000) |
| The Citadel | 1-0 | (1.000) |
| Western Illinois | 1-0 | (1.000) |
| Wisconsin | 1-1 | (.500) |
| Non-Conference Totals | 19-4 | (.826) |
| Conference | 16-11 | (.593) |
| All-Time Record | 35-15 | (.700) |

NEBRASKA INDIVIDUAL

Points:
 35, Terran Petteway vs. Minnesota, Jan. 26, 2014
 35, Shavon Shields vs. Omaha, Nov. 25, 2014
 35, Andrew White III vs. Penn State, Feb. 13, 2016

Field Goals:
 12, Shavon Shields vs. Omaha, Nov. 25, 2014

Field Goal Attempts:
 25, Shavon Shields vs. Miami, Dec. 1, 2015 (11 made)

Field Goal Percentage:
 1.000, David Rivers vs. No. Kentucky, Nov. 16, 2014 (5-5)
 1.000, Ed Morrow Jr. vs. SE Louisiana, Nov. 22, 2015 (5-5)

Field Goals, No Misses:
 5, David Rivers vs. No. Kentucky, Nov. 16, 2014 (5-5)
 5, Ed Morrow Jr. vs. SE Louisiana, Nov. 22, 2015 (5-5)

3-Point Field Goals:
 6, Ray Gallegos vs. South Carolina St., Nov. 17, 2013 (10 att.)
 6, Walter Pitchford vs. Tenn.-Martin, Nov. 28, 2014 (10 att)
 6, Terran Petteway vs. No. Kentucky, Nov. 16, 2014 (9 att)
 6, Andrew White III vs. Penn State, Feb. 13, 2016 (10 att)

3-Point Field Goals Attempted:
 12, Andrew White III vs. Abilene Christian, Dec. 6, 2015 (4 made)

3-Point Field Goal Percentage: (Most w/o Miss)
 1.000, Shavon Shields vs. Omaha, Nov. 22, 2014 (4-4)
 1.000, Jack McVeigh vs. Miss. Valley St., Nov. 14, 2015 (4-4)

Free Throws:
 15, Shavon Shields vs. Illinois, Feb. 12, 2014 (15 att.)

Free Throw Attempts:
 19, Terran Petteway vs. Penn State, Feb. 20, 2014 (14 made)

Free Throws, No Misses:
 15, Shavon Shields vs. Illinois, Feb. 12, 2014

Rebounds:
 12, Terran Petteway vs. Omaha, Nov. 25, 2014

Assists:
 9, Glynn Watson Jr. vs. Rutgers, Feb. 6, 2016

Blocked Shots:
 4, Jake Hammond vs. Miami (Fla.), Dec. 1, 2015

Steals:
 5, Tai Webster vs. Michigan, Jan. 23, 2016

Minutes Played:
 48, Walter Pitchford vs. Cincinnati (2 OT), Dec. 13, 2014

NEBRASKA OPPONENT

Points:
 29, Malik Smith, Minnesota, Jan. 26, 2014

Field Goals:
 12, Corey Sanders, Rutgers, Feb. 6, 2016 (20 att.)

Field Goal Attempts:
 24, Travis Trice, Michigan State, Jan. 24, 2015 (9 made)

Field Goal Percentage:
 .857, Jake Zuilhof, Central Arkansas, Nov. 18, 2014 (6-7)

Field Goals, No Misses (Min. 5 att.):
 Has Not Happened

3-Point Field Goals:
 8, Malik Smith, Minnesota, Jan. 26, 2014 (12 att.)

3-Point Field Goals Attempted:
 12, Malik Smith, Minnesota, Jan. 26, 2014 (8 made)

3-Point Field Goal Percentage: (Most w/o Miss)
 1.000, Rick Kreklow, Creighton, Dec. 7, 2014 (3-3)
 1.000, JerShon Cobb, Northwestern, Feb. 3, 2015 (3-3)

Free Throws:
 9, Melo Trimble, Maryland, March 8, 2014 (10 att.)

Free Throw Attempts:
 11, Rayvonte Rice, Illinois, Feb. 12, 2014 (7 made)
 11, Ghaivonni Robinson, Arkansas-Pine Bluff, Nov. 24, 2015 (6 made)

Free Throws, No Misses:
 8, Christen Cunningham, Samford, Dec. 20, 2015

Rebounds:
 18, Brandon Dawson, Michigan State, Jan. 24, 2015

Assists:
 8, Mike Gessell, Iowa, Feb. 22, 2015
 8, Yogi Ferrell, Indiana, Dec. 31, 2014
 8, Bryant McIntosh, Northwestern, Dec. 30, 2015

Blocked Shots:
 8 Diamond Stone, Maryland, Feb. 3, 2016

Steals:
 6, Damian Young, Mississippi Valley State, Nov. 14, 2015

Minutes Played:
 45, Tony Caupain, Cincinnati, Dec. 13, 2014 (2 OT)

NEBRASKA TEAM

Points in a Game:
 97, vs. Mississippi Valley State, Nov. 14, 2015

Fewest Points in a Game:
 46, vs. Iowa, Feb. 22, 2015

Points in a Half:
 54, vs. Mississippi Valley State, Nov. 14, 2015 (2nd)
 53, vs. Southeastern Louisiana, Nov. 22, 2015 (1st)

Fewest Points in a Half:
 13, vs. Wisconsin, Feb. 10, 2015 (1st)

Margin of Victory:
 46, vs. Mississippi Valley State, Nov. 14, 2015 (97-51)

Margin of Defeat:
 28, vs. Iowa, Feb. 22, 2015 (46-74)

Field Goals:
 34, vs. Rutgers, Feb. 6, 2016 (67 att.)

Field Goal Attempts:
 70, vs. Ohio State, Feb. 20, 2016 (19 made)

Field Goal Percentage:
 .628, vs. Northwestern, Feb. 3, 2015 (27-43)

Lowest Field Goal Percentage:
 .271, vs. Ohio State, Feb. 20, 2016 (19-70)

3-Point Field Goals:
 12, vs. Delaware State, Nov. 19, 2015 (28 att.)

3-Point Field Goals Attempted:
 35, vs. Ohio State, Feb. 20, 2016 (9 made)

3-Point Field Goal Percentage:
 .750, vs. Rhode Island, Dec. 13, 2015 (6-8)

Free Throws Made:
 37, vs. Penn State, Feb. 20, 2014 (48 att.)

Fewest Free Throws Made:
 3, vs. Creighton, Dec. 7, 2014 (8 att.)

Free Throw Attempts:
 48, vs. Penn State, Feb. 20, 2014 (37 made)

Fewest Free Throws Attempted:
 5, vs. Illinois, Jan. 11, 2015 (5 made)

Free Throw Percentage (Min. 10 att.):
 .923, vs. Penn State, Feb. 13, 2016 (12-13)

Rebounds:
 52, vs. Southeastern Louisiana, Nov. 22, 2015

Fewest Rebounds:
 22, vs. Indiana, Jan. 30, 2014

Personal Fouls:
 26, vs. Purdue, Feb. 23, 2014

Fewest Personal Fouls:
 10, vs. Illinois, Jan. 11, 2015

Assists:
 22, vs. Rutgers, Feb. 6, 2016

Turnovers:
 22, vs. Cincinnati, Dec. 13, 2014

Fewest Turnovers:
 5, vs. South Carolina State, Nov. 17, 2013
 5, vs. Wisconsin, March 9, 2014

Blocked Shots:
 6, vs. Wisconsin, March 9, 2014
 6, vs. Purdue, Feb. 23, 2014
 6, vs. Ohio State, Feb. 20, 2016

Steals:
 13, vs. Omaha, Nov. 25, 2014

OPPONENT TEAM

Points in a Game:
 81, by Michigan, Jan. 23, 2016
 81, by Purdue, March 1, 2016

Fewest Points in a Game:
 43, by Illinois, Jan. 11, 2015

Points in a Half:
 52, by Michigan State, Jan. 24, 2015 (2nd)

Fewest Points in a Half:
 13, by Miami (Fla.), Dec. 4, 2013 (1st)

Margin of Victory:
 28, by Iowa, Feb. 22, 2015 (74-46)

Field Goals:
 31, by Michigan, Jan. 9, 2014 (50 att.)

Field Goal Attempts:
 66, by Michigan State, Jan. 24, 2015 (27 made)

Field Goal Percentage:
 .620, by Michigan, Jan. 9, 2014 (31-50)

Lowest Field Goal Percentage:
 .259, by Mississippi Valley St., Nov. 14, 2015 (15-48)

3-Point Field Goals:
 11, by Tennessee-Martin, Nov. 28, 2014 (27 att.)
 11, by Northwestern, Feb. 3, 2015 (27 att.)
 11, by Michigan, Jan. 23, 2016 (21 att.)

3-Point Field Goals Attempted:
 29, by Illinois, Jan. 11, 2015 (6 made)

3-Point Field Goal Percentage:
 .525, by Michigan, Jan. 23, 2016 (11-21)

Free Throws:
 24, by Wisconsin, Feb. 10, 2015 (31 att.)

Fewest Free Throws:
 3, by Michigan, Jan. 9, 2014 (9 att)

Free Throw Attempts:
 31, by Wisconsin, Feb. 10, 2015 (24 made)

Fewest Free Throw Attempts:
 7, by Tennessee-Martin, Nov. 28, 2014 (7 att.)

Free Throw Percentage (Min. 10 att.):
 .870, by Michigan, Jan. 23, 2016 (20-23)

Rebounds:
 49, by Ohio State, Feb. 20, 2016

Fewest Rebounds:
 18, by Northwestern, Feb. 3, 2015

Personal Fouls:
 27, by Maryland, March 8, 2015
 27, by Michigan State, Jan. 24, 2015
 27, by Penn State, Feb. 20, 2014
 27, by Mississippi Valley State, Nov. 14, 2015
 27, by Arkansas-Pine Bluff, Nov. 24, 2015

Fewest Fouls:
 11, by Northwestern, Dec. 30, 2015

Assists:
 22, by Purdue, March 1, 2016

Turnovers:
 21, by Arkansas State, Dec. 14, 2013
 21, by Mississippi Valley State, Nov. 14, 2015

Fewest Turnovers:
 6, by Penn State, Feb. 20, 2014

Blocked Shots:
 13, by Maryland, Feb. 3, 2016

Steals:
 13, by Omaha, Nov. 25, 2014

N 2016-17 NEBRASKA BASKETBALL

ATTENDANCE

BOB DEVANEY SPORTS CENTER

| Year | Total | | | Conference | | |
|-----------|-------|---------|--------|------------|---------|--------|
| | G | Att. | Avg. | G | Att. | Avg. |
| 1976-77 | 11 | 106,868 | 9,715 | 7 | 74,243 | 10,606 |
| 1977-78 | 17 | 172,892 | 10,170 | 7 | 90,514 | 12,931 |
| 1978-79 | 11 | 131,769 | 11,979 | 7 | 87,502 | 12,500 |
| 1979-80 | 16 | 145,626 | 9,102 | 7 | 79,015 | 11,288 |
| 1980-81 | 15 | 136,483 | 9,099 | 7 | 82,009 | 11,716 |
| 1981-82 | 14 | 143,819 | 10,273 | 7 | 79,329 | 11,333 |
| 1982-83 | 18 | 195,333 | 10,852 | 7 | 86,511 | 12,359 |
| 1983-84 | 17 | 173,721 | 10,219 | 7 | 82,233 | 11,746 |
| 1984-85 | 15 | 176,045 | 11,736 | 7 | 95,221 | 13,603 |
| 1985-86 | 15 | 146,117 | 9,741 | 7 | 78,208 | 11,173 |
| 1986-87 | 17 | 197,395 | 11,611 | 7 | 81,680 | 11,669 |
| 1987-88 | 14 | 159,100 | 11,364 | 7 | 90,875 | 12,982 |
| 1988-89 | 18 | 193,545 | 10,753 | 7 | 87,283 | 12,469 |
| 1989-90 | 15 | 150,190 | 10,013 | 7 | 81,894 | 11,699 |
| 1990-91 | 15 | 199,605 | 13,307 | 7 | 100,740 | 14,391 |
| 1991-92 | 16 | 207,950 | 12,997 | 7 | 100,079 | 14,297 |
| 1992-93 | 16 | 213,715 | 13,357 | 7 | 100,620 | 14,374 |
| 1993-94 | 16 | 212,447 | 13,278 | 7 | 100,973 | 14,475 |
| 1994-95 | 17 | 202,688 | 11,923 | 7 | 95,768 | 13,681 |
| 1995-96 | 16 | 168,225 | 10,514 | 7 | 87,065 | 12,438 |
| 1996-97 | 16 | 174,119 | 10,882 | 8 | 99,167 | 12,396 |
| 1997-98 | 15 | 141,472 | 9,431 | 8 | 87,060 | 10,883 |
| 1998-99 | 16 | 146,653 | 9,166 | 8 | 77,477 | 9,685 |
| 1999-2000 | 16 | 117,466 | 7,342 | 8 | 70,321 | 8,790 |
| 2000-01 | 14 | 122,602 | 8,757 | 8 | 77,057 | 9,632 |
| 2001-02 | 16 | 130,053 | 8,128 | 8 | 78,637 | 9,830 |
| 2002-03 | 15 | 121,179 | 8,079 | 8 | 70,264 | 8,783 |
| 2003-04 | 18 | 144,663 | 8,037 | 8 | 79,274 | 9,909 |
| 2004-05 | 16 | 131,763 | 8,235 | 8 | 72,869 | 9,109 |
| 2005-06 | 19 | 125,267 | 6,593 | 8 | 72,233 | 9,029 |
| 2006-07 | 16 | 134,981 | 8,436 | 8 | 75,009 | 9,376 |
| 2007-08 | 19 | 155,258 | 8,171 | 8 | 80,875 | 10,109 |
| 2008-09 | 18 | 146,964 | 8,164 | 8 | 81,744 | 10,218 |
| 2009-10 | 18 | 122,387 | 6,799 | 8 | 66,777 | 8,347 |
| 2010-11 | 19 | 178,507 | 9,395 | 8 | 90,131 | 11,266 |
| 2011-12 | 17 | 170,019 | 10,019 | 9 | 96,264 | 10,696 |
| 2012-13 | 18 | 186,342 | 10,352 | 9 | 98,909 | 10,990 |

PINNACLE BANK ARENA

| Year | Total | | | Conference | | |
|---------|-------|----------|---------|------------|----------|---------|
| | G | Att. | Avg. | G | Att. | Avg. |
| 2013-14 | 16 | 246,702 | 15,419 | 9 | 140,700* | 15,633* |
| 2014-15 | 16 | 249,101 | 15,569* | 9 | 139,693 | 15,521 |
| 2015-16 | 18 | 277,739* | 15,430 | 9 | 139,510 | 15,501 |

*Single-season record

LARGEST CROWDS TO SEE NEBRASKA

- 25,348 Xavier, at Minneapolis, Minn., March 14, 1991 (NCAA)
- 21,229 Ohio State, at Chicago, March 16, 2013 (B1GT)
- 19,667 Purdue, at Chicago, March 15, 2013 (B1GT)
- 18,999 Kansas, at Dallas, March 11, 2006 (B12T)
- 18,910 Oklahoma State, at Kansas City, Mo., March 9, 2011 (B12T)
- 18,892 Oklahoma, at Dallas, March 10, 2006 (B12T)
- 18,879 Oklahoma State, at Oklahoma City, March 8, 2007 (B12T)
- 18,596 Ohio State, at Indianapolis, March 14, 2014 (B1GT)
- 18,268 Missouri, Dallas, Texas, March 10, 2004 (B12T)
- 17,876 Iowa State, at Kansas City, Mo., March 8, 1996 (B8T)





BIG EIGHT

1977 (NU, 0-1)
at Kansas 61, Nebraska 58,
Tournament Champion: Kansas State
Regular-Season Champion: Kansas State

1978 (NU, 1-1)
Nebraska 71, Oklahoma State 63
Missouri 61, Nebraska 58
Tournament Champion: Missouri
Regular-Season Champion: Kansas

1979 (NU, 0-1)
at Kansas State 61, Nebraska 60 (2OT)
Tournament Champion: Oklahoma
Regular-Season Champion: Oklahoma

1980 (NU, 1-1)
Nebraska 75, Oklahoma 68
Kansas State 60, Nebraska 59
Jack Moore, All-Tournament
Regular-Season Champion: Missouri
Tournament Champion: Kansas State

1981 (NU, 0-1)
Colorado 70, Nebraska 66
Tournament Champion: Kansas
Regular-Season Champion: Missouri

1982 (NU, 1-1)
Nebraska 60, Oklahoma State 49
Missouri 58, Nebraska 53
Tournament Champion: Missouri
Regular-Season Champion: Missouri

1983 (NU, 1-1)
Nebraska 94, Iowa State 71
Missouri 69, Nebraska 63
Tournament Champion: Oklahoma St.
Regular-Season Champion: Missouri

1984 (NU, 0-1)
Kansas State 41, Nebraska 39
Tournament Champion: Kansas
Champion: Oklahoma St. (13-1, 29-5)

1985 (NU, 0-1)
at Kansas 74, Nebraska 69
Tournament Champion: Oklahoma
Champion: Oklahoma (13-1, 31-6)

1986 (NU, 1-1)
Nebraska 82, Oklahoma State 75
Iowa State 75, Nebraska 58
Bernard Day, All-Tournament
Tournament Champion: Kansas
Champion: Kansas (13-1, 35-4)

1987 (NU, 0-1)
Kansas State 47, Nebraska 45
Tournament Champion: Missouri
Regular-Season Champion: Missouri

1988 (NU, 0-1)
Kansas State 75, Nebraska 70
Tournament Champion: Oklahoma
Regular-Season Champion: Oklahoma

1989 (NU, 0-1)
Missouri 98, Nebraska 70
Tournament Champion: Missouri
Regular-Season Champion: Oklahoma

1990 (NU, 0-1)
Oklahoma 78, Nebraska 65
Tournament Champion: Oklahoma
Regular-Season Champion: Missouri

1991 (NU, 2-1)
Nebraska 117, Oklahoma 113 (OT)
Nebraska 87, Kansas 83
Missouri 90, Nebraska 82
Clifford Scales and Tony Farmer,
All-Tournament
Tournament Champion: Missouri
Regular-Season Co-Champions: Oklahoma St.; Kansas

1992 (NU, 0-1)
Oklahoma 107, Nebraska 85
Tournament Champion: Kansas
Regular-Season Champion: Kansas

1993 (NU, 0-1)
Kansas State 47, Nebraska 45
Tournament Champion: Missouri
Regular-Season Champion: Kansas

1994 (NU, 3-0)
Nebraska 105, Oklahoma 88
Nebraska 98, Missouri 91
Nebraska 77, Oklahoma State 66
Tournament Champion: Nebraska
All-Tournament: Eric Piatkowski (MVP),
Bruce Chubick, Jaron Boone,
Regular-Season Champion: Missouri

1995 (NU, 0-1)
Oklahoma State 68, Nebraska 48
Tournament Champion: Oklahoma St.
Regular-Season Champion: Kansas

1996 (NU, 0-1)
Iowa State 62, Nebraska 60
Tournament Champion: Iowa State
Regular-Season Champion: Kansas

BIG 12

1997 (NU, 0-1)
Missouri 78, Nebraska 72
Tournament Champion: Kansas
Regular-Season Champion: Kansas

1998 (NU, 1-1)
Nebraska 65, Baylor 46
Kansas 91, Nebraska 59
Tournament Champion: Kansas
Regular-Season Champion: Kansas

1999 (NU, 1-1)
Nebraska 69, Texas Tech 50
Kansas 77, Nebraska 53
Tournament Champion: Kansas
Regular-Season Champion: Texas

2000 (NU, 0-1)
Baylor 63, Nebraska 55
Tournament Champion: Iowa State
Regular-Season Champion: Iowa State

2001 (NU, 0-1)
Kansas State 72, Nebraska 68
Tournament Champion: Oklahoma
Regular-Season Champion: Iowa State

2002 (NU, 0-1)
Colorado 67, Nebraska 60
Tournament Champion: Oklahoma
Regular-Season Champion: Kansas

2003 (NU, 0-1)
Missouri 70, Nebraska 61
Tournament Champion: Oklahoma
Regular-Season Champion: Kansas

2004 (NU, 0-1)
Oklahoma 63, Nebraska 59
Tournament Champion: Oklahoma St.
Regular-Season Champion: Oklahoma St.

2005 (NU, 0-1)
Missouri 70, Nebraska 67
Tournament Champion: Oklahoma St.
Regular-Season Co-Champions: Oklahoma, Kansas

2006 (NU, 2-1)
Nebraska 71, Missouri 64
Nebraska 69, Oklahoma 63
Kansas 79, Nebraska 65
Tournament Champion: Kansas
Regular-Season Co-Champion: Texas, Kansas

2007 (NU, 0-1)
Oklahoma State 54, Nebraska 39
Tournament Champion: Kansas
Regular-Season Champion: Kansas

2008 (NU, 1-1)
Nebraska 61, Missouri 56
Kansas 64, Nebraska 54
Tournament Champion: Kansas
Regular-Season Co-Champions: Texas & Kansas

2009 (NU, 0-1)
Baylor 65, Nebraska 49
Tournament Champion: Missouri
Regular-Season Champion: Kansas

2010 (NU, 1-1)
Nebraska 75, Missouri 60
Texas A&M 70, Nebraska 64
Tournament Champion: Kansas
Regular-Season Champion: Kansas

2011 (NU, 0-1)
Oklahoma State 53, Nebraska 52
Tournament Champion: Kansas
Regular-Season Champion: Kansas

BIG TEN

2012 (NU, 0-1)
Purdue 79, Nebraska 61
Tournament Champion: Michigan State
Regular-Season Champions: Ohio State,
Michigan State, Michigan

2013 (NU, 1-1)
Nebraska 57, Purdue 55
Ohio State 70, Nebraska 51
Tournament Champion: Ohio State
Regular-Season Champion: Indiana

2014 (NU, 0-1)
Ohio State 71, Nebraska 67
Tournament Champion: Michigan State
Regular-Season Champion: Michigan

2015 (NU, 0-1)
Penn State 68, Nebraska 65
Tournament Champion: Wisconsin
Regular-Season Champion: Wisconsin

2015 (NU, 2-1)
Nebraska 89, Rutgers 72
Nebraska 70, Rutgers 58
Maryland 97, Nebraska 86
Shavon Shields, All-Tournament
Tournament Champion: Michigan State
Regular-Season Champion: Indiana



BIG TEN TOURNEY RECORD VS. OPPONENT

| NU Opponent | League | | League | |
|----------------|------------|------------|------------|------------|
| | Tourney | In Indy | Tourney | In Chicago |
| Illinois | 0-0 | 0-0 | 0-0 | 0-0 |
| Indiana | 0-0 | 0-0 | 0-0 | 0-0 |
| Iowa | 0-0 | 0-0 | 0-0 | 0-0 |
| Maryland | 0-1 | 0-1 | 0-0 | 0-0 |
| Michigan | 0-0 | 0-0 | 0-0 | 0-0 |
| Michigan State | 0-0 | 0-0 | 0-0 | 0-0 |
| Minnesota | 0-0 | 0-0 | 0-0 | 0-0 |
| Northwestern | 0-0 | 0-0 | 0-0 | 0-0 |
| Ohio State | 0-2 | 0-1 | 0-1 | 0-1 |
| Penn State | 0-1 | 0-0 | 0-0 | 0-1 |
| Purdue | 1-1 | 0-1 | 1-0 | 1-0 |
| Rutgers | 1-0 | 1-0 | 0-0 | 0-0 |
| Wisconsin | 1-0 | 1-0 | 0-0 | 0-0 |
| Total | 3-5 | 2-3 | 1-2 | 1-2 |

RECORDS

INDIVIDUAL GAME

Points--42; Eric Piatkowski vs. Oklahoma, 1994
 Opponent--34; Jeff Webster, Oklahoma, 1994
 Field Goals--14; Eric Piatkowski vs. Oklahoma, 1994 (23 att.)
 Opponent--12; Jeff Webster, Oklahoma, 1994 (21 att.)
 Field Goal Attempts--23; Eric Piatkowski vs. Oklahoma,
 1994 (14 made); Tyronn Lue vs. Missouri, 1997 (10 made)
 Opponent--22; D.J. Newbill, Penn State, March 11, 2015 (9 made)
 Field Goals, No Misses--6; Andre Smith vs. Colorado, 1981
 Opponent--8; Ed Nealy, Kansas State, 1980
 3-Point Field Goals--6; Cary Cochran vs. Colorado, 2002 (11 att.)
 Opponent--6; Randy Rutherford, Oklahoma State, 1994 (11 att.);
 Blair Wilson, Colorado, 2002 (11 att.); Jake Layman, Maryland, 2016 (9 att.)
 3-Point Field Goal Attempts--11; Cary Cochran vs. Colorado, 2002 (6 made)
 Opponent--14; Mark Atkins, Missouri, 1994 (4 made)
 3-Point Field Goal Pct.--1.000; Clifford Scales vs. Oklahoma, 1991 (3-3);
 Marcus Perry, vs. Oklahoma, 2006 (3-3)
 Opponent--.750; Askia Jones, Kansas State, 1993 (3-4)
 .750; Curtis Jerrells, Baylor, 2009 (3-4)
 Free Throws--13; Tony Farmer, vs. Kansas, 1991 (16 att.)
 Opponent--12; Doug Smith, Missouri, 1991 (14 att.)
 Free Throw Attempts--16; Tony Farmer vs. Kansas, 1991 (13 made)
 Opponent--14; Doug Smith, Missouri, 1991 (12 made)
 Free Throws Made, No Misses--*12; Tony Farmer vs. Oklahoma, 1991
 Opponent--11; Mark Tucker, Oklahoma State, 1978
 Rebounds--16; Bruce Chubick vs. Missouri, 1994
 Opponent--20; Kevin Rogers, Baylor, 2009
 Assists--14; Brian Carr at Kansas, 1985
 Opponent--9; Lee Coward, Missouri, 1989
 Blocked Shots--5; Derrick Chandler vs. Kansas State, 1993
 Opponent--8; John Flippen, Baylor, 2000
 Steals--8; Venson Hamilton vs. Texas Tech, 1999
 Opponent--6; Nick Bradford, Kansas, 1998
 Minutes--50; Andre Smith and Brian Banks at Kansas State, 1979
 Opponent--50; Glenn Marshall, Kansas State, 1979

INDIVIDUAL CAREER

Points--136; Eric Piatkowski, 1991-94 (8 games)
 Field Goals--45; Eric Piatkowski, 1991-94 (110 att., 8 games)
 Field Goal Attempts--110; Eric Piatkowski, 1991-94 (45 made, 8 games)
 Field Goal Percentage--.667; Mike Naderer, 1978-81 (24-36, 6 games)
 3-Point Field Goals--13; Eric Piatkowski, 1991-94 (47 att., 8 games);
 Erick Strickland, 1993-96 (30 att., 6 games)
 3-Point Field Goal Attempts--47; Eric Piatkowski, 1991-94 (13 made, 8 games)
 3-Point Field Goal Pct.--.556; Eric Johnson, 1988-89 (5-9, 2 games)
 Free Throws--33; Eric Piatkowski, 1991-94 (41 att., 8 games)
 Free Throw Attempts--41; Eric Piatkowski, 1991-94 (33 made, 8 games)
 Free Throw Percentage--.900; Jack Moore, 1980-82 (27-30, 5 games)
 Rebounds--54; Aleks Maric, 2005-08 (7 games)
 Assists--29; Brian Carr, 1984-87 (5 games)
 Blocked Shots--15; Venson Hamilton, 1996-99 (6 games)
 Steals--15; Venson Hamilton, 1996-99 (6 games)
 Minutes Played--255; Eric Piatkowski, 1991-94 (8 games)
 Minutes Per Game--*40.75; Brian Banks, 1977-79 (163 in 4 games)
 *Indicates overall tournament record

TEAM GAME

Points--117; vs. Oklahoma, 1991 (OT)
 Opponent--113; Oklahoma, 1991 (OT)
 Points in Half--59; vs. Oklahoma, 1991 (2nd)
 Opponent--59; Missouri, 1994 (2nd)
 Field Goals--38; vs. Oklahoma, 1991 (84 att.)
 Opponent--39; Missouri, 1989 (68 att.); Oklahoma, 1992 (73 att.)
 Field Goal Attempts--84; vs. Oklahoma, 1991 (38 made)
 Opponent--82; Missouri, 1994 (32 made)

Field Goal Percentage--.646; vs. Oklahoma State, 1986 (31-48)
 Opponent--.610; Missouri, 1983 (25-41)
 3-Point Field Goals--11; vs. Maryland, 2016 (31 att.)
 Opponent--13; Maryland, 2016 (22 att.)
 3-Point Field Goals Attempted--33; vs. Missouri, 2003 (10 made)
 Opponent--28; Missouri, 1994 (7 made)
 3-Point Field Goal Pct.--.571; vs. Kansas, 1991 (4-7)
 Opponent--.692; Oklahoma, 1992 (9-13)
 Free Throws--34; vs. Iowa State, 1983 (42 att.); Oklahoma, 1991 (41 att.)
 Opponent--37; Oklahoma, 1991 (51 att.)
 Free Throw Attempts--42; vs. Iowa State, 1983 (34 made)
 Opponent--*51; Oklahoma, 1991 (37 made)
 Free Throw Percentage--1.000; vs. Baylor, 2009 (10-10)
 Opponent--.923; Missouri, 1991 (12-13)
 Rebounds--55; vs. Oklahoma, 1991
 Opponent--53; Kansas, 1998
 Assists--22; vs. Oklahoma State, 1986
 Opponent--26; Kansas, 1998
 Blocked Shots--10; vs. Iowa State, 1996
 Opponent--16; Penn State, 2015
 Steals--23; vs. Texas Tech, 1999
 Opponent--15; Kansas, 1999



Venson Hamilton scored more than 1,400 career points and was the first player in Nebraska history to record more than 1,000 career rebounds.

| Year | Tournament/Round | Opponent | Result | Site | NU High Scorer | NU High Rebounds | NU High Assists |
|---------|------------------|----------------------|---------------|---------------------|------------------------|-------------------------|----------------------|
| 1948-49 | *NCAA Playoff | Oklahoma State | L, 35-52 | Kansas City, Mo. | N/A | N/A | N/A |
| 1966-67 | NIT/First | Bye | | | | | |
| | Quarterfinals | Marshall | L, 88-119 | New York City | Tom Baack, 33 | Tom Baack, 10 | Tom Baack, 5 |
| 1977-78 | NIT/First | Utah State | W, 67-66 | Lincoln, Neb. | Andre Smith, 18 | Carl McPipe, 7 | Novak, Banks, 6 |
| | Quarterfinals | Texas | L, 48-67 | Austin, Texas | Carl McPipe, 16 | Carl McPipe, 7 | Terry Novak, 3 |
| 1979-80 | NIT/First | Michigan | L, 69-76 | Ann Arbor, Mich. | Andre Smith, 30 | Andre Smith, 12 | Jack Moore, 2 |
| 1982-83 | NIT/First | Tulane | W, 72-65 | Lincoln, Neb. | Stan Cloudy, 20 | Stan Cloudy, 14 | Stan Cloudy, 7 |
| | Second | Iona | W, 85-73 | Lincoln, Neb. | Stan Cloudy, 24 | Stan Cloudy, 8 | Cloudy, Williams, 5 |
| | Quarterfinals | TCU | W, 67-57 | Lincoln, Neb. | Stan Cloudy, 18 | Stan Cloudy, 9 | Ponce, Downing, 7 |
| | Semifinals | DePaul | L, 58-68 | New York City | Dave Hoppen, 15 | Dave Hoppen, 9 | Greg Downing, 5 |
| 1983-84 | NIT/First | Creighton | W, 56-54 | Omaha, Neb. | Dave Hoppen, 25 | Dave Hoppen, 10 | Carr, Ponce, 5 |
| | Second | Xavier | L, 57-58 | Cincinnati, Ohio | Dave Hoppen, 22 | Dave Hoppen, 7 | Eric Williams, 5 |
| 1984-85 | NIT/First | Canisius | W, 79-66 | Lincoln, Neb. | Dave Hoppen, 21 | Bill Jackman, 10 | Harvey Marshall, 5 |
| | Second | UCLA | L, 63-82 | Los Angeles, Calif. | Dave Hoppen, 23 | Dave Hoppen, 9 | Brian Carr, 6 |
| 1985-86 | NCAA/First | Western Kentucky | L, 59-67 | Charlotte, N.C. | Bernard Day, 18 | Chris Logan, 12 | Brian Carr, 5 |
| 1986-87 | NIT/First | Marquette | W, 78-76 | Lincoln, Neb. | Bernard Day, 18 | Vick, Day, 6 | Bernard Day, 5 |
| | Second | Arkansas | W, 78-71 | Lincoln, Neb. | Anthony Bailous, 20 | Bill Jackman, 9 | Henry T. Buchanan, 6 |
| | Quarterfinals | Washington | W, 81-76 | Lincoln, Neb. | Carr, Vick, 17 | Derrick Vick, 8 | Three with 3 |
| | Semifinals | Southern Mississippi | L, 75-82 | New York City | Bill Jackman, 19 | Bill Jackman, 9 | Brian Carr, 7 |
| | Third Place | Arkansas-Little Rock | W, 76-67 (OT) | New York City | Brian Carr, 18 | Derrick Vick, 12 | Brian Carr, 9 |
| 1988-89 | NIT/First | Arkansas State | W, 81-79 | Lincoln, Neb. | Eric Johnson, 18 | Pete Manning, 5 | Clifford Scales, 10 |
| | Second | Ohio State | L, 74-85 | Columbus, Ohio | Eric Johnson, 23 | Reid, Owens, 7 | Reid, Johnson, 5 |
| 1990-91 | NCAA/First | Xavier | L, 84-89 | Minneapolis, Minn. | Rich King, 25 | Rich King, 12 | Rich King, 4 |
| 1991-92 | NCAA/First | Connecticut | L, 65-86 | Cincinnati, Ohio | Derrick Chandler, 17 | Derrick Chandler, 11 | Eric Piatkowski, 5 |
| 1992-93 | NCAA/First | New Mexico State | L, 79-93 | Syracuse, N.Y. | Eric Piatkowski, 29 | Derrick Chandler, 10 | Three with 3 |
| 1993-94 | NCAA/First | Pennsylvania | L, 80-90 | Uniondale, N.Y. | Eric Piatkowski, 23 | Piatkowski, Chubbick, 8 | Jamar Johnson, 5 |
| 1994-95 | NIT/First | Georgia | W, 69-61 | Lincoln, Neb. | Erick Strickland, 21 | Erick Strickland, 10 | Jaron Boone, 6 |
| | Second | Penn State | L, 59-65 | Lincoln, Neb. | Mikki Moore, 15 | Erick Strickland, 7 | Erick Strickland, 8 |
| 1995-96 | NIT/First | Colorado State | W, 91-83 | Fort Collins, Colo. | Erick Strickland, 19 | Mikki Moore, 10 | Tyronn Lue, 5 |
| | Second | Washington State | W, 82-73 | Lincoln, Neb. | Erick Strickland, 18 | Venson Hamilton, 12 | Boone, Strickland, 4 |
| | Third | Fresno State | W, 83-71 | Fresno, Calif. | Erick Strickland, 17 | Moore, Garner, 10 | Erick Strickland, 5 |
| | Semifinals | Tulane | W, 90-78 | New York City | Garner, Strickland, 20 | Venson Hamilton, 9 | Jaron Boone, 6 |
| | Championship | St. Joseph's | W, 60-56 | New York City | Erick Strickland, 13 | Mikki Moore, 13 | Lue, Boone, 4 |
| 1996-97 | NIT/First | Washington | W, 67-63 | Lincoln, Neb. | Tyronn Lue, 14 | Venson Hamilton, 10 | Moore, Lue, 4 |
| | Second | Nevada | W, 78-68 | Reno, Nev. | Mikki Moore, 21 | Mikki Moore, 15 | Tyronn Lue, 4 |
| | Third | Connecticut | L, 67-76 | Storrs, Conn. | Mikki Moore, 24 | Venson Hamilton, 6 | Belcher, Markowski 2 |
| 1997-98 | NCAA/First | Arkansas | L, 65-74 | Boise, Idaho | Tyronn Lue, 18 | Venson Hamilton, 10 | Tyronn Lue, 6 |
| 1998-99 | NIT/First | UNLV | W, 68-55 | Lincoln, Neb. | Cookie Belcher, 17 | Andy Markowski, 11 | Cookie Belcher, 5 |
| | Second | TCU | L, 89-101 | Fort Worth, Texas | Cary Cochran, 23 | Venson Hamilton, 10 | Three with 4 |
| 2003-04 | NIT/Opening | Creighton | W, 71-70 | Omaha, Neb. | Andrew Drevo, 20 | Andrew Drevo, 9 | Marcus Neal, 4 |
| | First | Niagara | W, 78-70 | Lincoln, Neb. | Turek, Johnson, 17 | John Turek, 8 | Brian Conklin, 4 |
| | Second | Hawaii | L, 83-84 | Honolulu, Hawaii | Nate Johnson, 26 | Brian Conklin, 6 | Marcus Neal, 3 |
| 2005-06 | NIT/First | Hofstra | L, 62-73 | Hempstead, N.Y. | Jason Dourisseau, 15 | Aleks Maric, 12 | Jamel White, 6 |
| 2007-08 | NIT/First | Charlotte | W, 67-48 | Lincoln, Neb. | Ade Dagunduro, 15 | Aleks Maric, 10 | Aleks Maric, 5 |
| | NIT/Second | Mississippi | L, 75-87 (ot) | Oxford, Miss. | Aleks Maric, 18 | Aleks Maric, 10 | Sek Henry, 5 |
| 2008-09 | NIT/First | New Mexico | L, 71-83 | Albuquerque, N.M. | Sek Henry, 13 | Ade Dagunduro, 5 | Cookie Miller, 4 |
| 2010-11 | NIT/First | Wichita State | L, 49-76 | Wichita, Kan. | Jeter, Diaz, 12 | Jorge Brian Diaz, 8 | Lance Jeter, 3 |
| 2013-14 | NCAA/Second | Baylor | L, 60-74 | San Antonio, Texas | Terran Petteway, 18 | Shields, Pitchford, 5 | Ray Gallegos, 2 |



NEBRASKA IN THE POSTSEASON

All-Time Postseason Appearances*: 24 (7 NCAA, 17 NIT)

All-Time Postseason Record: 23-23

In the NCAA Tournament: 0-7 (1986, 1991, 1992, 1993, 1994, 1998, 2014)

In the NIT: 23-16 (1967, 1978, 1980, 1983, 1984, 1985, 1987, 1989, 1995, 1996, 1997, 1999, 2004, 2006, 2008, 2009, 2011)

In the NCAA Playoffs: 0-1* (1949)


*Playoff game between Big Seven and Missouri Valley Conference champions for berth in eight-team NCAA Tournament field. Not considered to be "official" participation in the NCAA Tournament.

INDIVIDUAL GAME

Points--33, Tom Baack vs. Marshall, March 13, 1967
 Opponent--46, George Stone, Marshall, March 13, 1967
 Field Goals--13, Tom Baack vs. Marshall, March 13, 1967 (24 att.)
 Opponent--20, George Stone, Marshall, March 13, 1967 (38 att.)
 Field Goal Attempts--24, Tom Baack vs. Marshall, March 13, 1967 (13 made)
 Opponent--38, George Stone, Marshall, March 13, 1967 (20 made)
 Field Goal Percentage (min. 5 att.)--1.000, Mikki Moore at Nevada, March 18, 1997 (9-9)
 Opponent--1,000, Adrian Uter, Hofstra, March 16, 2006 (6-6)
 3-Point Field Goals--7, Cary Cochran at TCU, March 15, 1999 (7-9)
 Opponent--6, Jason Carter, Hawaii, March 22, 2004 (7 att.)
 3-Point Field Goal Attempts--12, Brian Conklin vs. Hawaii, March 22, 2004 (6 made)
 Opponent--17, Dominick Young, Fresno State, March 22, 1996 (5 made)
 3-Point Field Goal Pct.--.778, Cary Cochran at TCU, March 15, 1999 (7-9)
 Opponent--.857, Jason Carter, Hawaii, March 22, 2004 (6-7)
 Free Throws--13, Dave Hoppen vs. Canisius, March 13, 1985 (16 att.)
 Opponent--10, Brady Heslip, Baylor, March 21, 2014 (10 att.)
 Free Throw Attempts--16, Dave Hoppen vs. Canisius, March 13, 1985 (13 made)
 Opponent--11, Kevin Freeman, Connecticut, March 21, 1997 (7 made)
 Free Throws, No Misses--7, Sek Henry at New Mexico, March 17, 2009
 Opponent--10, Brady Heslip, Baylor, March 21, 2014
 Rebounds--15, Mikki Moore at Nevada, March 18, 1997
 Opponent--16, Bob Allen, Marshall, March 13, 1967;
 16, Tyrone Corbin, DePaul, March 28, 1983
 Assists--10, Clifford Scales vs. Arkansas State, March 16, 1989
 Opponent--16, Sam Crawford, New Mexico State, March 19, 1993
 Blocked Shots--5, Aleks Maric at Hofstra, March 16, 2006
 Opponent--8, Walter Downing, DePaul, March 28, 1983
 Steals--6, Brian Carr vs. Arkansas-Little Rock, March 26, 1987; Cookie
 Belcher vs. Washington, March 12, 1997; Cookie Belcher vs. Arkansas,
 March 12, 1998; Cookie Belcher vs. UNLV, March 10, 1999
 Opponent--8, Dominick Young, Fresno State, March 22, 1996

TEAM GAME


Points--91, vs. Colorado State, March 14, 1996
 Opponent--119, by Marshall, March 13, 1967
 Points in a Half--52, vs. Colorado State, March 14, 1996 (2nd)
 Opponent--61, by Marshall, March 13, 1967 (2nd)
 Field Goals--37, vs. Marshall, March 13, 1967 (90 att.)
 Opponent--46, by Marshall, March 13, 1967 (90 att.)
 Field Goal Attempts--90, vs. Marshall, March 13, 1967 (37 made)
 Opponent--90, by Marshall, March 13, 1967 (46 made)
 Field Goal Percentage--.588, vs. Washington State, March 19, 1996 (30-51)
 Opponent--.621, by TCU, March 15, 1999 (36-58)
 3-Point Field Goals--10, vs. Colorado State, March 14, 1996 (17 att.);
 10, at TCU, March 15, 1999 (19 att.)
 Opponent--12, by Penn State, March 21, 1995 (28 att.)
 3-Point Field Goal Attempts--27, at Hofstra, March 16, 2006 (9 made)
 Opponent--28, by Penn State, March 21, 1995 (12 made)
 3-Point Field Goal Pct.--.588, vs. Colorado State, March 14, 1996 (10-17)
 Opponent--.571, by Arkansas State, March 16, 1989 (8-14)
 Free Throws--33, vs. Canisius, March 13, 1985 (41 att.); vs. Tulane, March 26, 1996 (45 att.)
 Opponent--38, by Baylor, March 21, 2014 (48 att.)
 Free Throw Attempts--45, vs. Tulane, March 26, 1996 (33 made)
 Opponent--48, Baylor, March 21, 2014 (38 made)
 Free Throw Percentage--.900, at Ohio State, March 20, 1989 (9-10)
 Opponent--.905, Arkansas, March 12, 1998 (19-21)
 Rebounds--49, vs. Connecticut, March 19, 1992
 Opponent--63, by Marshall, March 13, 1967
 Assists--24, three times, most recently vs. Arkansas State, March 16, 1989
 Opponent--26, by TCU, March 15, 1999
 Blocked Shots--7, at Hofstra, March 16, 2006
 Opponent--10, by DePaul, March 28, 1983; by Connecticut, March 21,
 1997; by TCU, March 15, 1999;
 Steals--15, vs. Washington, March 12, 1997
 Opponent--16, by Tulane, March 26, 1996



Mikki Moore led Nebraska to the 1996 NIT championship game, where the Huskers defeated St. Joseph's, 60-56, to earn their first-ever basketball title on the national level.



Cookie Belcher shares the school record with six steals in a postseason game. He accomplished the feat on three occasions as a Husker.



TYRONN LUE

HISTORY

N 2016-17 NEBRASKA BASKETBALL

HISTORY OF NEBRASKA BASKETBALL

By Mike Babcock

As near as anyone can determine, the University of Nebraska was first represented by a men's basketball team on Feb. 2, 1897, just six years after Dr. James A. Naismith set down the rules of the game at the International YMCA Training School in Springfield, Mass.

A team from the Lincoln YMCA was the opponent, and Nebraska posted an 11-8 victory at Grant Memorial Hall, the home of the Huskers for all but two seasons until the Coliseum opened in 1926. The same teams played in Grant Hall three weeks later with a similar result, as NU won 23-14. Nebraska had to rally in the second game. The Hesperian, a student newspaper, reported: "At the end of the first half the score stood 9 to 6 in favor of the visitors but during the second half our boys took a brace and some excellent work was done."

Such was the modest beginning of a program that has enjoyed its greatest success since 1980. In that span, NU has earned a 504-379 record and 18 postseason appearances, including six NCAA Tournaments, while adding a Phillips 66 Big Eight Tournament title in 1994 and the 1996 National Invitation Tournament championship.

Nebraska doubled its schedule in 1898, losing twice to the Lincoln YMCA and splitting two games with the Omaha YMCA. A 16-12 loss against the Omaha YMCA provided evidence as to why Nebraska finished 1-3 that season. According to The Hesperian account: "The great difficulty of the University team was mere recklessness. Our boys have been playing with a loose interpretation of the rules. The officials were strict and of course the resulting advantage was in favor of Omaha." Then as now, overly aggressive play had its drawbacks.

Nebraska played teams from other universities for the first time in 1899, winning two games against Nebraska Wesleyan and one against Doane en route to the unofficial state championship. The next season, Nebraska played an out-of-state opponent for the first time, defeating the University of Kansas, 48-8, at Lincoln. That game still ranks as the worst loss for a Jayhawk team and was the first for either school against a present-day NCAA Division I school and the first matching present-day Big 12 Conference institutions.

The Kansas team was coached by Dr. Naismith. The Nebraska student yearbook, Sombbrero, wrote: "A closely contested game was looked for. The Jayhawkers were, however, completely outclassed, the score being 48-8." Based on the victory against Kansas and four other similarly decisive victories, "the basketball team for this year was undoubtedly superior to any in the west," the Sombbrero concluded. It would be several years before such a claim could be made again.

Nebraska hired its first full-time coach in 1911. E.O. "Jumbo" Stiehm, who scored 24 points against Nebraska as a Wisconsin basketball player in 1908, coached both football and basketball. His first Husker basketball team won 14 of 15 games, its only loss coming

at Minnesota, 40-15. The student newspaper, The Daily Nebraskan, blamed the loss on Nebraska's inability to adjust to the Gophers' "100-foot floor."

A Daily Nebraskan account of Nebraska's 29-28 season-ending victory against Kansas at Lincoln in 1912 provides evidence that some fans' behavior hasn't changed much over the years.

"The game as a whole was entirely unsatisfactory, being marred by rough tactics of the visitors, incompetent work on the part of the referee and interruptions by the audience, which were in part justifiable."

Nebraska shared the Missouri Valley Conference championship with Kansas in 1912 and 1914 and won the title outright in 1913 under Stiehm's leadership. The 1913-14 team was "so fast it took a movie camera to catch 'em," according to the Cornhusker student yearbook. It was described as a "point-a-minute" team, which wasn't quite accurate. Typically, games lasted 40 minutes (though that wasn't always the case), and Nebraska averaged 30 points per game. Guard Sam Carrier became Nebraska's first All-America basketball player in 1913. He and Carl Underwood led the Huskers to 17 victories in 19 games. Underwood was the Missouri Valley Conference scoring leader with 66 points in 10 conference games.

Nebraska won another conference title outright in 1916, after Sam Waugh replaced Stiehm as the Cornhuskers' coach for one season. Stiehm, who coached the first game of the season before giving way to Waugh, had planned to remain at Nebraska through the basketball season before leaving to become coach and athletic director at Wisconsin. But the Nebraska Athletic Board decided to replace him.

Waugh was succeeded by E.J. "Doc" Stewart, whose three Cornhusker teams had a combined record of 29-23. Nebraska was 22-2 in 1919-20 and 11-3 in 1920-21 under Coach P.J. Schissler. After the 1919-20 season, Schissler challenged the University of Chicago to a game, but to no avail. The Cornhuskers also were invited to a postseason AAU tournament in Atlanta but didn't go.

Schissler's teams played as independents. Nebraska lost its affiliation with the Missouri Valley Conference because of a decision to play a football game against Oklahoma in Omaha in 1919. Conference rules prohibited such games (Oklahoma had not yet joined the Missouri Valley Conference). Nebraska returned to the Missouri Valley Conference in 1921, and Owen Frank replaced Schissler as basketball coach. The remainder of the Roaring 1920s was, for the most part, undistinguished.

Basketball was rough and tumble. There was a center jump after every basket and no requirement to cross mid-court in 10 seconds or less. The ball was a lot different, too, more like a medicine ball, which contributed to some dull games.

The most significant event during the 1920s was the building of the Coliseum, which was dedicated on Feb. 6, 1926. The Cornhuskers dropped a 25-14 decision to Kansas in the first game at their new home, which was built at a cost of \$445,000 and seated 8,000 for basketball. Prior to that, Nebraska played most of its home games in Grant Hall, which seated about a fourth as many fans as the Coliseum and was located just to the north of where the Sheldon Art Gallery now stands.

Athletic Director Fred Leuhning arranged for Nebraska to play its home basketball games at the State Fairgrounds Coliseum in 1921, in order to accommodate more spectators. The Cornhuskers played two seasons at the Fairgrounds Coliseum, which had a wider court than Grant Hall.


The first game there was played on Jan. 14, 1921. Nebraska defeated conference opponent Grinnell 31-10 before an audience of 1,500, according to newspaper estimates. After two seasons, the Cornhuskers returned to Grant Hall, which had been remodeled, and continued to play home games there until the NU Coliseum opened.

Nebraska ended the decade with an 11-5 season under Charles T. Black, a former Kansas All-American in 1928-29. In the next 19 seasons, the Huskers had just two winning records, back-to-back campaigns under Coach W.H. Browne in 1935-36 and 1936-37. The 1937 team tied Kansas for the Big Six championship, after finishing second to the Jayhawks in 1936.

The 1930s produced four more Cornhusker All-Americans: center Don Maclay in 1931, guard Steve Hokuf in 1933, guard George Wahlquist in 1936 and guard Robert Parsons in 1937. Maclay was the Big Six scoring leader in 1930, scoring 112 points in 10 league games.

Harry Good was hired as head coach in 1946 and after two losing seasons, turned Nebraska's fortunes around. In 1948-49, Good's Huskers went 16-10, tied Oklahoma for the Big Seven regular-season championship and defeated the Sooners, 57-56, in a conference playoff to qualify for an NCAA playoff game. The NCAA Tournament was structured differently then, and the Cornhuskers needed to win that playoff to advance into the NCAA field. They lost to Oklahoma A&M, the Missouri Valley Conference champion, 52-35, at Kansas City, Mo. Coach Henry P. Iba's Aggies went on to finish second to Kentucky, coached by Adolph Rupp, in the NCAA Tournament.

In 1949-50, Nebraska again won 16 games and shared the Big Seven crown with Kansas and Kansas State. That marks the last time the conference had a three-way tie at the top. "We were King in our day," Claude Retherford once told a newspaper reporter. "They were firing



Bus Whitehead was a two-time All-Big Seven selection in 1949 and 1950. The court at the Hendricks Training Complex is named after Whitehead, who passed away in 2010.



Claude Retherford was the leading scorer on NU's 1949 Big Seven Championship team.

football coaches left and right, but we packed 'em in. Oh, people were interested in football, but basketball was THE game on the Nebraska campus when we played." Retherford earned All-Big Seven recognition in 1949 after leading the conference in scoring with a 12.4 points-per-game average.

The Cornhuskers had another first-team All-Big Seven performer in 1949, Milton "Bus" Whitehead. The 6-10 center from Scottsbluff, Neb., also earned all-conference honors in 1950, when he averaged a then-school-record 15.7 points per game. Whitehead was named to the District V All-America team by

Collier's Magazine. Whitehead also was the first Cornhusker selected to play in the East-West All-Star Game in New York City's Madison Square Garden. When he graduated, Whitehead held nine school scoring records.

Nebraska basketball experienced another drought beginning in 1950-51, with 15 consecutive losing seasons. Despite playing for a team that finished last in the Big Seven in 1952, Husker guard Jim Buchanan earned All-America and all-conference honors. And even though the late Jerry Bush, dubbed the "Big Bear of the Coliseum," never produced a winning team in his nine seasons as head coach at Nebraska, his colorful personality and uncanny ability to fashion upsets kept Cornhusker fans entertained.

The most dramatic upset during Bush's tenure as coach came on Feb. 22, 1958, against Kansas. The Jayhawks featured 7-foot center Wilt Chamberlain and were ranked fourth in the nation when they came to Lincoln. Earlier in the season, the Jayhawks had defeated the Huskers, 102-46, at Lawrence, Kan., with Chamberlain matching Nebraska by scoring 46 points. Nebraska scored a 43-41 victory in the rematch, when 5-9 guard Jim Kubacki hit a 15-foot jump shot with two seconds remaining.

But that's only part of the drama. Kubacki, a senior from Toledo, Ohio, spent all but the final 6:53 of the game sitting on the bench in street clothes, forced there by a knee injury and the kind of fate from which legends are built. When the Cornhuskers' captain, Gary Reimers, left the game with leg cramps, Kubacki convinced Bush to let him suit up. Four minutes and seven seconds later, Kubacki went into the game. Two minutes and 44 seconds after that, he hit the winning shot.

Bush also had the distinction of coaching the school's first 1,000-point scorer, guard Herschell Turner, who came from Indianapolis, Ind., where he was rated the second-best high school player in the state as a senior, behind only crosstown-rival Oscar Robertson. Turner earned All-America honors in 1959 and followed with All-Big Eight honors in 1960 and ended his Cornhusker career with 1,056 points.

Following the 1962-63 season, Bush was replaced as head coach by Joe Cipriano, who brought the nickname "Slippery Joe" and up-tempo basketball to the Coliseum. His teams pressed full-court and ran a fast-break offense, which led the Big Eight in scoring average in 1966, 1967 and 1968.

Cipriano's first two teams had a combined record of 17-33. But his third team, in 1965-66, was one of the most successful in school history, finishing 20-5 and second to Kansas in the Big Eight. All-Big Eight guard Grant Simmons, the first Cornhusker to earn academic All-Big Eight honors, was the team's leader.

The 1966-67 team finished 16-9 and made the school's first appearance in the 16-team National Invitation Tournament, played at New York City's Madison Square Garden. Guard Stu Lantz was a two-time All-Big Eight pick and led the Cornhuskers in scoring and rebounding in both 1966-67 and 1967-68.

Guard Marvin Stewart and center Chuck Jura earned All-Big Eight honors for Cipriano in 1971 and 1972, respectively. Guard Jerry Fort, who finished his career with a then-school-record 1,882 points, was the first Nebraska player chosen first-team all-conference three

times, from 1974 through 1976. With Fort's leadership, Nebraska began a string of 14 winning seasons.

In the fall of 1976, Cornhusker basketball moved out of the Coliseum and into the state-of-the-art Bob Devaney Sports Center. Located on the State Fairgrounds, the \$13 million athletic complex was financed by a special cigarette tax.

Cipriano coached Nebraska to another 20-victory season in 1977-78. The Cornhuskers, led by All-Big Eight guard Brian Banks, finished with a 22-8 record and advanced to the second round of the NIT. Despite failing health – a battle against cancer that he finally lost – Cipriano shared coaching duties with his assistant, Moe Iba, in 1979-80, and took Nebraska to the NIT again. For their efforts, the duo shared United Press International Big Eight Coach-of-the-Year honors.

Cipriano brought Nebraska into the modern era, coaching 17 seasons and 450 games. His record was 253-197, and those 253 victories represent nearly one-fifth of Nebraska's all-time total. Following Cipriano's death, Iba was named head coach, and he continued Cipriano's winning ways. In Iba's six seasons on the bench, Nebraska was 106-71 and advanced to postseason play four times.

Center Andre Smith was the 1981 Big Eight MVP and twice earned All-Big Eight honors. However, it was the late Jack Moore, a 5-10 playmaker from Muncie, Ind., who captured the hearts of Nebraska fans from 1980 through 1982. Moore earned All-Big Eight honors in 1982, when he won the Naismith Award, given annually to the nation's top player under 6-feet tall. The first three-time academic All-Big Eight pick in Nebraska history, Moore scored 1,204 points and hit .901 from the free throw line during his career.

The cornerstone of Iba's teams from 1983 through 1986 was Omaha, Neb., native Dave Hoppen, a three-time All-Big Eight center and the first Nebraska basketball player to have his jersey number (42) retired by the school. In 1982-83, Hoppen's freshman season, the Cornhuskers were 22-10 and won three games in the NIT before losing to DePaul in the semifinals at Madison Square Garden. The Cornhuskers returned to the NIT each of the next two seasons, advancing to the second round both times.



Andre Smith was the Big Eight Player of the Year for Nebraska in 1981.

N 2016-17 NEBRASKA BASKETBALL

HISTORY OF NEBRASKA BASKETBALL

Hoppen's college career, though, was ended by a knee injury he sustained in a game at Colorado on Feb. 1, 1986. He finished as the school's all-time scoring leader with 2,167 points and broke or tied 19 school records during his four-year stay. After Hoppen's injury, Iba's team regrouped and went on to earn the school's first-ever "official" NCAA Tournament berth. Nebraska lost to Western Kentucky in the first round of the Southeast Regional, 67-59. Following the game, Iba announced his resignation.

On March 27, 1986, Danny Nee was officially introduced as Nebraska's 24th basketball coach. During a news conference to announce his hiring, Nee said a "new era" in Cornhusker basketball was beginning.

Nee's 14 teams appeared in postseason play 11 times and topped the 20-victory mark in seven seasons. In his first season, Nebraska was 21-12 and finished third in the NIT.

After a 13-18 record in his second season, the Cornhuskers got back over the .500 mark with a 17-16 record in 1988-89 and advanced to the second round of the NIT.

Nebraska missed the school single-season record for losses by one in 1989-90 (10-18), then won a school-record 26 games, with only eight losses, in 1990-91. The Cornhuskers reached the Big Eight Tournament championship game for the first time and advanced to the NCAA Tournament, losing to Xavier 89-84 in the first round of the regionals at Minneapolis, Minn.

The 1990-91 team included two first-round NBA draft picks, senior Rich King and redshirt freshman Eric Piatkowski. The 7-2 King was the tallest player in Cornhusker history.


Piatkowski, Nebraska's sixth-man in 1990-91, went on to win first-team all-conference honors twice. He ranks second on the Cornhuskers' career-scoring list with 1,934 points, and he is the only Nebraska player to finish with at least 1,900 points, 600 rebounds (669) and 300 assists (322). In 2006, Piatkowski became the third Husker, joining Hoppen and Stu Lantz (No. 22), to have his jersey number (52) retired.

Three more NCAA Tournament appearances followed the record-shattering 1991 season. In 1992-93, the Huskers registered their highest league finish under Nee by tying for second in the Big Eight.

In addition to reaching the NCAA Tournament for a fourth consecutive season and recording back-to-back 20-victory seasons for the first time in school history, Nee's 1993-94 team made history by winning the school's first Phillips 66 Big Eight Tournament title. The Cornhuskers defeated Oklahoma, Missouri and Oklahoma State, in that order, to earn the tournament championship.

Nebraska's NCAA Tournament run ended at four in 1994-95, but the Huskers kept their postseason streak alive with an NIT berth, advancing to the second round. The 1995-96 team struggled down the stretch but was back in the NIT and capped its season with a run to the tournament title.

The Huskers won two games on the road and scored more than 80 points in four of their



Nebraska won its only Big Eight Tournament title during the 1994 season as the Huskers won three straight over Oklahoma, No. 3 Missouri and No. 23 Oklahoma State.



Nebraska won the 1996 NIT title at Madison Square Garden. It was the third time since 1980 that the Huskers reached at least the NIT semifinals.

five postseason games. They finished with a 60-56 victory against St. Joseph's at Madison Square Garden.

"The NIT run was incredible when you look at the teams we beat and how we beat them," Nee said after the remarkable run. "I don't care what anybody says, it was domination."

The 1996 NIT championship team was one of the most talented in school history. Two future NBA players, Erick Strickland and 1998 first-round draft pick Tyrronn Lue, were in the backcourt. And two other players on the team scored 1,000 career points, Jaron Boone and freshman Venson Hamilton, who would finish his career in 1999 as the school's all-time leading rebounder and shot-blocker.

Lue's contributions as a freshman to the NIT championship team were only a preview of what was to come. The lightning-quick, 6-0 point guard finished his career as the seventh-leading scorer in school history, and he ranked in the top 10 in 12 other career categories. His leadership carried the 1996-97 Cornhusker team, the first to play in the Big 12, to another NIT appearance.

Behind a late-season run, which included Nebraska's longest conference winning streak in 20 years, Nee's 12th team finished fourth in the Big 12 and returned to the NCAA Tournament. The bid was the Cornhuskers' fifth during the 1990s and extended the school-record postseason run to eight.

The streak reached nine in 1999, as the Cornhuskers just missed an NCAA Tournament bid and advanced to the second round of the NIT. In the process, NU reached the 20-victory mark for a second consecutive season, and Hamilton was named Big 12 Player of the Year.

The optimism that preceded the 1999-2000 season, Nee's last, quickly faded with the loss of guard Cookie Belcher, who was sidelined by a wrist injury and forced to take a medical redshirt. The Cornhuskers were off-balance almost from the beginning of the season and fell far short of expectations.

Even though Nee became the winningest coach in school history in 1999-2000, getting victory No. 254 to pass Joe Cipriano in the Cornhuskers' final home game against Colorado, his final team finished with an 11-19 record. The 19 losses tied for the most in school history.

With then-Director of Athletics Bill Byrne setting his sites on bringing NU basketball back



Venson Hamilton was the second Husker to be named conference player of the year when he earned the award in 1999.

to national prominence, he hired Barry Collier as the Cornhuskers' new coach on April 5, 2000. In Collier's first season with the Huskers, Nebraska finished with a 14-16 mark as Belcher returned to the lineup and earned second-team All-Big 12 Conference honors while finishing third in NCAA history for career steals with 353.

In Collier's fourth season, Nebraska ran to an 18-13 record and its first postseason bid in five years. Nebraska won its first two games in the 2004 NIT, including an exhilarating 71-70 road victory over in-state foe Creighton in the opening round. After a home-court victory over Niagara, the Huskers' season came to an end three days later in a valiant effort at Hawaii when NU came back from 17 points down at halftime to tie the game at the first media timeout of the second period before eventually falling by a point.

Nebraska struggled the following season but an influx of young talent helped the Huskers move forward. Freshman 6-11 center Aleks Maric made an immediate impact as he broke the NU freshman rebounds record and ranked in the rookie top 10 for blocked shots. Maric – the first Australian to ever play basketball for the Huskers – was a force in the paint as he tied the school freshman record for double-doubles. It was a sign of good things to come as he finished his four-year career ranked fifth all-time in scoring and was only the second Husker ever to record at least 1,000 career rebounds.

NU made its second postseason appearance in three years in 2006 before finishing with a 19-14 record. It was the most wins under Collier and the first time his Huskers won a game at the Big 12 Championship as NU reached the semifinals of the conference tourney for the first time since winning the Big Eight Tournament title in 1994.

Collier looked to have a solid base in place for 2006-07 before abruptly resigning in early August to take the position of athletic director at his alma mater, Butler University, ending his career at Nebraska with an 89-91 overall record.

The late opening posed little challenge for Nebraska as one week later, on Aug. 8, 2006, Kenneth 'Doc' Sadler was introduced as the 26th head coach in program history. Sadler's forte on the defensive end helped the Huskers to three postseason appearances.

Nebraska finished first in the Big 12 and 18th nationally in scoring defense in 2007-08, allowing just 60.7 points per game. Sadler's specialty was highlighted again in 2008-09 as the Huskers proved it was no fluke, claiming another first-place defense in the league while ranking 22nd nationally by giving up just 60.4 points per contest. It was the second-lowest total in the Husker record book since 1951, giving Sadler-coached squads three of the top four Husker scoring defenses in the past half century. In 2010-11, Nebraska led the Big 12 for the third time in four seasons, allowing just 60.5 points per game and ranking seventh nationally in field goal defense (.389).

The Huskers' 20-13 record in 2007-08 included a 7-9 record in league play, after starting the Big 12 campaign with an 0-4 mark. In 2008-09, Sadler helped Nebraska continue its upward trend with eight league victories, marking NU's first .500 record in conference play in a decade. Nebraska's 2010-11 season was highlighted by wins over three ranked teams, including No. 3 Texas, as the victory over the Longhorns was marked the highest ranked team Nebraska had



Aleks Maric finished his career ranked fifth all-time in scoring and second in rebounding, becoming only the third player in Big 12 history to record at least 1,600 points and 1,000 rebounds in a career.

defeated since 1994.

The 2011-12 season began a new era for Nebraska basketball, as the Huskers joined the Big Ten Conference. That season also marked the opening of the Hendricks Training Complex, an 84,000-foot facility for the Husker basketball program which includes practice courts, locker room, team lounge, offices as well as strength and nutrition areas, giving Nebraska one of the best facilities in the nation.

In March of 2012, Nebraska moved in a different direction as Athletic Director Tom Osborne chose Tim Miles to run the basketball program. Miles guided a short-handed roster to 15 wins in his first season, including the program's first-ever Big Ten Tournament win, and has worked tirelessly to build Nebraska's basketball brand.

The 2013-14 season was a rebirth for the Husker program. Nebraska moved into the \$179 million dollar Pinnacle Bank Arena in downtown Lincoln in August of 2014 and presold the entire season six months before the opener. The Huskers flourished in their new home, going 15-1 including a win over ninth-ranked Wisconsin in front of a record crowd of 15,998. The Huskers went 19-13 on the season and earned their first NCAA appearance in 16 years. Terran Petteway earned consensus All-Big Ten honors while Miles was named Big Ten and National Coach of the Year after leading the Huskers to the NCAAs following a 1-5 start in Big Ten play.

Since the opening of Pinnacle Bank Arena, Husker fans have been coming out in record numbers, as the program broke its attendance record for the second straight year in 2014-15. Nebraska averaged 15,569 fans per game to rank 10th nationally. Over the last three seasons, the Huskers are one of only eight programs to average at least 15,000 fans per game.



A crowd of nearly 2,500 were on hand to celebrate with the Huskers on their first NCAA berth since 1998.

N 2016-17 NEBRASKA BASKETBALL ALL-TIME LETTERWINNERS

Note: Lettermen lists are not available for 1894, 1895, 1897, 1904 and 1906. The year listed is for the year in which the season ended. For example 1918 represents the 1917-18 season. Hometowns are listed, when available. If you have any updates or corrections, email them to sportsinfo@huskers.com.

AAA

Abraham, Moses, 2015.....Kano, Nigeria
Adkins, R.F., 1918
Akromis, Bernard, 1951.....Omaha, Neb.
Almeida, Andre, 2011-13.....Sao Paulo, Brazil
Alexander, Boyd Amberson, 1910...Superior, Neb.
Amen, Paul, 1936-37-38.....Lincoln, Neb.
Anderson, Chuck, 1980.....North Platte, Neb.
Anderson, Kenneth, 1947-49.....Creston, Iowa
Anderson, R.D., 1899
Anderson, R.R., 1900
Anderson, Ryan, 2007-08-09-10.....Seattle, Wash.
Anderson, W.E., 1899-1900
Andresen, Roy H., 1925-26-27....Bloomfield, Neb.
Antulov, Bob, 1964.....New York City, N.Y.
Artman, Allan, 1942-43-44.....Kearney, Neb.
Arwood, Jim, 1956-57-58.....Fostoria, Ohio
Augustine, Kevin, 2001.....Santa Ana, Calif.

BBB

Baack, Tom, 1966-67-68.....Ft. Wayne, Ind.
Babson, (no first name), 1901
Badgett, Terrance, 1993-94-95-96....Omaha, Neb.
Bailey, Russell M., 1919-20-21.....Carleton, Neb.
Bailous, Anthony, 1986-87.....Los Angeles, Calif.
Baker, Howard, 1935-36-37.....Grand Island, Neb.
Balham, Chris, 2007-08-09.....Kansas City, Kan.
Banks, Brian, 1976-77-78-79.....Hammond, Ind.

Bargen, Jed, 1988-89.....Lincoln, Neb.
Barger, Gerald, 1932.....Ashland, Neb.
Barry, Donald, 1946
Barth, Phil, 1960.....Omaha, Neb.
Beerle, Wilmer J., 1924-25-26.....Omaha, Neb.
Beers, Frank R., 1905.....Osage, Neb.
Bekins, Melvin, 1920-21.....Omaha, Neb.
Belcher, Cookie, 1997-98-99-01.....Mexico, Mo.
Belka, Robert, 1933.....Crete, Neb.
Bell, Dwight D., 1907-08-09.....Lincoln, Neb.
Bell, Paul T., 1905-07-08.....Lincoln, Neb.
Benedict, Maurice, 1903.....Lincoln, Neb.
Beranek, Drake, 2011.....Ravenna, Neb.
Berwald, Lance, 1980-81.....Minneapolis, Minn.
Best, Tom, 1993-94.....South Holland, Ill.
Black, Leo, 1924-25.....Grand Island, Neb.
Bloss, Dale, 1945
Boeker, Justin, 2001-02.....Houston, Texas
Bohac, Adam, 2001-02-03-04.....Kimball, Neb.
Boich, Arnold, 1955.....Peoria, Ill.
Booker, Kenny, 2000.....Clarksdale, Miss.
Boone, Jaron, 1993-94-95-96...Salt Lake City, Utah
Borchardt, Tanner, 2016.....Gothenburg, Neb.
Bornschelegl, Larry, 1963-64.....Geneva, Neb.
Boswell, Hubert, 1932-33.....Lincoln, Neb.
Bottorf, John, 1942-43.....Lincoln, Neb.
Bowers, Bill, 1960-61-62.....Lincoln, Neb.
Bradford, Steffon, 2000-01.....Clewiston, Fla.
Branch, Nate, 1965-66-67.....Palo Alto, Calif.
Brand, Daniel, 1956.....Bellevue, Neb.
Brooks, Jim, 1969.....Akron, Ohio
Brooks, Melvin, 1994-95.....Elizabeth City, N.C.
Brothers, Ralph, 1896
Brown, Burton, 1943.....Lincoln, Neb.
Brown, Darren, 1986.....Detroit, Mich.
Brown, John, 1926-27-28.....Lincoln, Neb.
Brown, Joseph, 1946-47-48-50....Nashville, Tenn.
Bryan, Tom, 1969-71.....Fort Recovery, Ohio

Buchanan, Demetrius, 1985.....South Bend, Ind.
Buchanan, Henry T., 1987-88.....Muncie, Ind.
Buchanan, James, 1950-51-52.....Ft. Wayne, Ind.
Buckendahl, Ross, 1999-2000-02...Battle Creek, Neb.
Buel, Duane, 1954-55-56.....Malcolm, Neb.
Burbach, Chad, 1997-98.....Columbus, Neb.
Burke, A.G., 1896
Burrus, Russell M., 1905-07-08.....Lincoln, Neb.
Buuck, A. Allen, 1960-61.....Ft. Wayne, Ind.

CCC

Cahill, John, 1959.....Dakota City, Neb.
Caldwell, James, 1977.....Cottonport, La.
Campbell, Henry W., 1916-17
Campbell, Willie, 1965-66-67.....Seattle, Wash.
Carman, Frank D., 1921-22.....Minden, Neb.
Carr, Brian, 1984-85-86-87.....Muncie, Ind.
Carrier, Sam, 1911-12-13.....Omaha, Neb.
Cassidy, Fred, 1943.....Lincoln, Neb.
Cauble, Ken, 1968-69-70.....Midland, Texas
Cebrun, Harold, 1964.....Houston, Texas
Cech, Henry, 1948-49-50.....Berwyn, Ill.
Cerv, Bob, 1947-48-49-50.....Weston, Neb.
Chalk, Leroy, 1969-70-71.....Big Sandy, Texas
Chambers, Phil, 1975.....Denver, Colo.
Chandler, Derrick, 1992-93.....Mitchellville, Md.
Chesnut, Ben, 2001.....Omaha, Neb.
Christline, Cal, 1971-72-73.....Sterling, Neb.
Chubick, Bruce, 1991-92-93-94....Atkinson, Neb.
Clemmons, Brennon, 2002-03....Indianapolis, Ind.
Cloudy, Stan, 1983-84.....Center, Texas
Coard, Eric, 1975-76-77.....Washington, D.C.
Cochran, Cary, 1999-2000-01-02....Minden, Iowa
Coker, Fred, 1974.....Redondo Beach, Calif.
Collins, J.C., 1917
Collins, Ray, 1979-80-81-82.....Chicago, Ill.
Conklin, Brian, 2001-02-03-04....Hubbard, Ohio
Conklin, Leonard N., 1931.....Minatare, Neb.
Cook, Thomas, 1946.....Culver, Ind.
Coppie, Leland, 1932-33-34.....Rosalia, Neb.
Cortelyou, Spencer, 1899-1900-01-02...Omaha, Neb.
Coufal, Norman, 1955-56.....David City, Neb.
Cox, Larry, 1974-75-76.....Denver, Colo.
Cox, Rodney, 1947-48-49.....Lincoln, Neb.
Cozier, Kenneth J., 1923-24.....Aurora, Neb.
Cresswell, Chris, 1990-91-92.....Merced, Calif.
Cunningham, Bill, 1979.....Ft. Wayne, Ind.
Curran, Sammy, 1980.....Liberal, Kan.

DDD

Dagunduro, Ade, 2008-09.....Inglewood, Calif.
Damm, Jim, 1966-67-68.....Bellflower, Calif.
Davey, G. Seldon, 1930-31.....Lincoln, Neb.
Davison, Charles Minot, 1931-32.....Lincoln, Neb.
Davison, Matt, 2000.....Tecumseh, Neb.
Day, Bernard, 1986-87.....Washington, D.C.
Despot, Srebrenko, 1978.....Zagreb, Yugoslavia
Dewitz, Rufus, 1924.....Stanton, Neb.
Diaz, Jorge Brian, 2010-11-12....Caguas, Puerto Rico
Dock, Titus, 1984.....Perkins, Ga.
Doebele, Dudley, 1956-57.....Elmwood, Neb.
Dohrmann, Elmer, 1936-37-38....Staplehurst, Neb.
Dolezal, Eric, 1989.....La Porte, Ind.
Dourisseau, Jason, 2003-04-05-06...Omaha, Neb.
Downing, Greg, 1980-81-82-83....Duluth, Minn.
Drevo, Andrew, 2003-04.....Lincoln, Neb.
Dworak, Thomas, 1944.....Lincoln, Neb.

EEE

Ebaugh, Floyd, 1936-37-38.....Superior, Neb.
Eckelman, Eric, 1979.....Muncie, Ind.
Edwards, Alonzo, 2009.....Houston, Texas
Ekstrom, Fred, 1924-25-26...Newman Grove, Neb.
Ekwall, Rex, 1955-56-57.....Holmesville, Neb.
Eldridge, Bruce, 1918.....Omaha, Neb.
Elliott, Newell J., 1903.....Beatrice, Neb.
Elliott, Robert, 1937-38-39.....West Point, Neb.

Elliott, Thomas, 1926-27-28.....West Point, Neb.
Elson, Kenneth, 1942-43.....North Platte, Neb.
Empkey, Frank, 1966-67.....Omaha, Neb.
Enright, Mark, 1974.....Cedar Rapids, Iowa
Enright, Roy, 2003.....Omaha, Neb.
Erwin, Steve, 1973-74-75.....Laurel, Neb.
Evelyn, Bakari, 2016.....Detroit, Mich.
Extrom, LeGrant, 1952.....Holdrege, Neb.

FFF


Fagler, Willard, 1952-53-54-55.....Harvard, Neb.
Farmer, Tony, 1991.....Los Angeles, Calif.
Ferguson, J. Malcolm, 1903.....Aurora, Neb.
Friend, Kimani, 2000-01.....Kingston, Jamaica
Fields, Rodney, 2000-01.....Tampa, Fla.
Fisher, Morris, 1929-30-31.....Lincoln, Neb.
Fitz, Don, 1939-40-41.....Lincoln, Neb.
Fitzgibbon, John, 1941-42-43.....Tobias, Neb.
Fitzpatrick, Wilson, 1958.....Marshall, Mo.
Florence, Larry, 1997-98-99-2000...Phenix City, Ala.
Flotthow, Paul, 1917.....Omaha, Neb.
Flynn, W.H., 1917
Ford, Kedrick, 2001-02.....Macon, Ga.
Fort, Jerry, 1973-74-75-76.....Chicago, Ill.
Fox, Mike, 2010-11-12.....Beatrice, Neb.
Frank, Owen, A., 1911-12.....Grand Island, Neb.
Fredstrom, Paul, 1952-53.....Lincoln, Neb.
Fuller, Nick, 2015-16.....Sun Prairie, Wis.

GGG

Gallegos, Ray, 2010-11-13-14....Salt Lake City, Utah
Galter, Morris, 1944.....Lincoln, Neb.
Gardner, Charles H., 1916
Gardner, J., 1916
Garner, Bernard, 1996-97.....Many, La.
Gates, Bob, 1950.....Lincoln, Neb.
Gerelick, Philip, 1926-27.....Omaha, Neb.
Gerhart, Harold, 1918.....Newman Grove, Neb.
Geter, Lewis, 1990.....Columbus, Ohio
Gibson, James P., 1911-12.....Holdrege, Neb.
Gillilan, Charles, 1919.....Hardy, Neb.
Gilreath, Ivan, 1981.....Omaha, Neb.
Glock, Jason, 1992-94-95-96.....Wahoo, Neb.
Goetze, Hartmann, 1940-41-42....St. Joseph, Mo.
Gohde, George H., 1928.....Lincoln, Neb.
Good, Joseph, 1951-52-53.....Lincoln, Neb.
Goodson, Orr, 1924-25.....Lincoln, Neb.
Grace, Harvey, 1928-29-30.....Mascot, Neb.
Gratopp, Bob, 1968-69-70.....Geneva, Neb.
Graves, Allen, 1958.....Lincoln, Neb.
Gregory, Amos, 1993.....Nashville, Tenn.
Gregory, Tom, 1971-72.....Fullerton, Calif.
Gribble, George, 1942.....Greenwood, Neb.
Grimm, Lloyd, 1937-38-39.....Omaha, Neb.
Grupe, Ivan, 1961-62-63.....Byron, Neb.
Gutleben, J.S., 1896

HHH

Hagensick, Edmund H., 1902-03-04-05....Lincoln, Neb.
Hagensick, Harry E., 1902.....Lincoln, Neb.
Hahn, Robert, 1945.....Fremont, Neb.
Hale, Leland, 1935-36-37.....Lincoln, Neb.
Hammond, Jake, 2015-16.....Comanche, Okla.
Hamilton, Venson, 1996-97-98-99...Forest City, N.C.
Hankins-Cole, Quincy, 2010.....Roosevelt, N.Y.
Hanzlik, M., 1912-14
Hare, Fred, 1965-66.....Omaha, Neb.
Hare, Jerry, 1954.....Grand Island, Neb.
Harley, Steve, 2008-09.....Temple Hills, Md.
Harriman, Brant, 1998.....Mason City, Iowa
Harris, Lee, 1972.....Omaha, Neb.
Harris, Rickey, 1974-75-76-77.....Denver, Colo.
Harry, Robert, 1958-59-60.....York, Neb.
Hartley, Harold S., 1921.....Harvard, Neb.
Haskell, Ross K., 1912-13-14
Hassler, Francis, 1943.....McCook, Neb.
Hawkins, Earl, 1913-14-15.....Oshkosh, Wis.



Floyd Ebaugh helped the Huskers win the 1936 Big Six Conference title and was a three-year performer for Nebraska from 1936 to 1938.



Bill Jackman totaled 500 points, 418 rebounds and 101 assists in his three-year Husker career.

Hawkins, Nathan, 2014 Garland, Texas
Hay, John, 1940-41 Lincoln, Neb.
Hayes, Carl, 1990-91-92 Chicago, Ill.
Hecox, Fred, 1945-46 Cozad, Neb.
Hedberg, Curt, 1975-77-78-79 Lincoln, Neb.
Heimos, Dan, 2002-03 Waterloo, Ill.
Heinzelman, Robert, 1942-43 Falls City, Neb.
Held, Sidney, 1940-41-42 Lincoln, Neb.
Henrion, Walter, 1932-33 Wichita, Kan.
Henry, Sek, 2007-08-09-10 Los Angeles, Calif.
Hester, Wayne, 1958-59-60 Lincoln, Neb.
Hewitt, Irenaeus P., 1902-03 Lincoln, Neb.
Hilliard Jr., Corey, 2012 Kansas City, Mo.
Hiltner, Arthur H., 1910-11-12 Lincoln, Neb.
Hiltner, Walter G., 1903 Lincoln, Neb.
Hinckley, Ryan, 1997 Pocatello, Idaho
Hoar, J.W., 1903-05-07 Lyons, Neb.
Hoemann, Vic, 1945 Newell, Iowa
Hoffman, J.F., 1991-92 Cambridge, Neb.
Hokuf, Stephen, 1930-31-33 Crete, Neb.
Holder, Allen, 1976-77 Las Vegas, Nev.
Holley, Myles, 2010 Norfolk, Va.
Hollins, Kenneth, 1944-45 Valley, Neb.
Holm, Elmer, 1927-28-29 Omaha, Neb.
Holmes, Joe, 1999 Seat Pleasant, Md.
Hoppen, Dave, 1983-84-85-86 Omaha, Neb.
Howard, Terry, 1957 Elkhorn, Neb.
Howard, Warren, 1914 Omaha, Neb.
Hubka, Ernest, 1918 Virginia, Neb.
Huge, Jim, 1961-63 Holdrege, Neb.
Hugg, Ed, 1914-15-16 Cambridge, Neb.
Hughes, Brett, 1982-83 Waterloo, Ind.
Hughes, Michael, 1992 Peoria, Ill.
Hussey, John W., 1920 Cambridge, Neb.
Hutchinson, W.C., 1910-11 Lincoln, Neb.
Hyde, Leslie E., 1913 Lincoln, Neb.

III

Ideus, Chad, 1996 Adams, Neb.
Ingersoll, Arthur E., 1909-10 Tecumseh, Neb.

JJJ

Jackman, Bill, 1985-86-87 Grant, Neb.
Jackson, Don, 1973 Chatsworth, Calif.
Jackson, Jack, 1939 Omaha, Neb.
Jackson, Stanley, 1977 Las Vegas, Nev.
Jackson, Wm. Carl, 1918-19 Lincoln, Neb.
Jacobson, Michael, 2016 Waukege, Iowa
Jaeger, Chad, 1994 Lexington, Neb.
Jensen, Clifford, 1930 Omaha, Neb.
Jeter, Lance, 2010-11 Beaver Falls, Pa.
Johnette, Michael, 1997-98 Omaha, Neb.
Johnson, Bill, 1987-88 Plainview, Neb.
Johnson, Chad, 1998-99 Monticello, Fla.
Johnson, Eric, 1988-89 Brooklyn, N.Y.
Johnson, Handy, 1982-83 Chicago, Ill.
Johnson, Jamar, 1992-93-94 Elkhart, Ind.
Johnson, Lenard, 1982-83 Kirkwood, Mo.
Johnson, Nate, 2003-04 Kansas City, Kan.
Johnson, William, 1952-53-54 Lincoln, Neb.
Jones, Charles, 1962-63-64 Washington, D.C.
Jones, Eshaunte, 2010-11 Fort Wayne, Ind.
Jones, Wilbur A., 1910 Omaha, Neb.
Jungmeier, Walter, 1920 Lincoln, Neb.
Jungmeier, Wesley, 1920 Lincoln, Neb.
Jura, Chuck, 1970-71-72 Schuyler, Neb.

KKK

Kacer, Oldyn, 1919 Crete, Neb.
Karn, Matt, 2010-11 Philpot, Ky.
King, Lyle, 1940-41-42 Lincoln, Neb.
King, Rich, 1988-89-90-91 Omaha, Neb.
Kipper, Paul, 1951 Lincoln, Neb.
Kirlin, Albert, 1947 Havelock, Neb.
Klepser, Merritt J., 1923-25-27 Omaha, Neb.
Knutzen, Owen, 1943 Cedar Bluffs, Neb.
Koca, Todd, 1988-89 Papillion, Neb.

Koehler, John P., 1901-02
Koenig, Robert, 1945 Yankton, S.D.
Kohl, Adam, 1922 Hastings, Neb.
Korte, Robert, 1946 Fairbury, Neb.
Kortus, Joel, 1963-64-65 Lincoln, Neb.
Koster, George, 1931-32 Lincoln, Neb.
Kovanda, William, 1937-38-39 Elk Creek, Neb.
Kowalke, James, 1959-60-61 Sioux City, Iowa
Krake, Lee S., 1905-07 West Point, Neb.
Krall, Robert, 1928-29 Grand Island, Neb.
Krenk, Nick, 2007-08-09 Nebraska City, Neb.
Kubacki, Jim, 1956-57-58 Toledo, Ohio
Kuhlman, Elza, 1944
Kurkowski, Kye, 2012-13-15 Grant, Neb.

LLL

Lantz, Stuart, 1966-67-68 Uniontown, Pa.
Lawry, Anton, 1947-48-49-50 Omaha, Neb.
Laws, Malcolm, 2016 Orlando, Fla.
Lawson, Wm. Vinton, 1926 Omaha, Neb.
Leacox, Robert, 1935-36 Shenandoah, Iowa
Lebsack, Gayle, 1946-47 Lincoln, Neb.
Ledsome, Jim, 2006 Severna Park, Md.
Lee, Brendy, 1972-73-74 Brush, Colo.
Leitner, Roger, 1967-68 McCook, Neb.
Lenser, Kurt, 1932 Hildreth, Neb.
LeRossignol, Curt, 1971-72 Lincoln, Neb.
Letts, Madison, 1932 St. Joseph, Mo.
Lewandowski, Adolph J., 1928-29-30 Chicago, Ill.
Lively, Kelly, 1989-90-91 Torrington, Wyo.
Livingston, Dale, 1946 Hastings, Neb.
Livingston, Leslie, 1940-41-42
Loder, Dwight, 1934 Waverly, Neb.
Logan, Chris, 1985-86 Natchez, Miss.
Lue, Tyrone, 1996-97-98 Mexico, Mo.
Lundholm, William, 1959 Mt. Morris, Ill.
Lunney, Kenneth, 1932-33-34 York, Neb.

MMM

MacFarlane, Dave, 1980 Plattsmouth, Neb.
Maclay, Donald, 1929-30-31 Auburn, Neb.
Malecek, Joseph, 1949-50 Osage, Iowa
Mann, Kyle, 1998 Omaha, Neb.
Manning, Pete, 1988-89 Trenton, N.J.
Maric, Aleks, 2005-06-07-08 Sydney, Australia
Markowski, Andy, 1996-97-98-99 Ord, Neb.
Marks, Kyle, 2006-07 Riviera Beach, Fla.
Marquiss, Warren, 1943 Omaha, Neb.
Marsh, Ricky, 1973-74 New York, N.Y.
Marshall, Harvey, 1985-86 Jackson, Tenn.
Martin, Sam, 1968-69-70 Pawnee City, Neb.
Martin, Val, 1976 South Bend, Ind.
Martz, Mike, 1984-85-86-87 Beatrice, Neb.
Mason, Paul, 1932-33-34 Omaha, Neb.
Matson, Charles E., 1896 Wisner, Neb.
Matzke, John, 1982-84-85-86 Lincoln, Neb.
Matzke, Stan, 1952-53-54-55 Lincoln, Neb.
Mauch, Arthur, 1931-32 Bassett, Neb.
Maxey Sr., Al, 1959-60 Indianapolis, Ind.
McCarthy, Marques, 2002-03 Sugarland, Texas
McCray, Joe, 2005 Fort Lauderdale, Fla.
McCray, Toney, 2009-11-12 Missouri City, Texas
McDonald, Paul, 1977 Chisholm, Minn.
McPipe, Carl, 1976-77-78-79 Hammond, Ind.
McVeigh, Jack, 2016 Cabarita Beach, Australia
McVicker, Mark, 1977-78-79-80 Hastings, Neb.
Menke, Trevor, 2012-13-14-15 Beatrice, Neb.
Mercier, Bob, 1951 Lincoln, Neb.
Mielenz, Frank, 1926 Stanton, Neb.
Miller, Cookie, 2008-09 Charleston, W.V.
Mitchell, Alvin, 1997 Omaha, Neb.
Moller, Cliff, 1969 New York, N.Y.
Moody, Keith, 1990-91 Herndon, Va.
Moore, Bob, 1978-79 Pittsburg, Pa.
Moore, Curtis, 1984-85 Mount Vernon, N.Y.
Moore, Jack, 1979-80-81-82 Muncie, Ind.

Moore, James, 1984 Omaha, Neb.
Moore, Josiah, 2012 Norcross, Ga.
Moore, M.S., 1899
Moore, Mikki, 1994-95-96-97 Gaffney, S.C.
Morrell, (no first name), 1912
Morrison, C.C., 1899
Morrison, C.E., 1896
Morrow Jr., Ed, 2016 Chicago, Ill.
Moser, W.A., 1905-07
Mosser, Cornelius, 1948 Cambridge, Ohio
Mulheisen, Jake, 2002-03-04-05 Lincoln, Neb.
Mulvaney, Charles, 1946 Omaha, Neb.
Munger, Glen, 1922 Columbus, Neb.
Munn, Glen B., 1929 Lincoln, Neb.
Munn, Glenn, 1928 Lincoln, Neb.
Munn, Monte, 1920-21 Lincoln, Neb.
Munson, Bob, 1971 Bradford, Vt.
Myers, C.B., 1914-15
Myrthil, Gerard, 1978-79 New York, N.Y.

NNN

Naderer, Mike, 1978-79-80-81 Scottsdale, Ariz.
Nagl, (no first name), 1912
Nannen, Lyle, 1956-57 Syracuse, Neb.
Nannen, Neil, 1962-63-64 Syracuse, Neb.
Neal Jr., Marcus, 2004-05 Annapolis, Md.
Nelson, Ben, 2007-08-09-10 Atwater, Minn.
Nelson, Douglas, 1944 Wausa, Neb.
Nelson, H., 1916-17
Nelson, Lawrence, 1936 Curtis, Neb.
Nelson, Leif, 1996 Riverside, Calif.
Neubert, Keith, 1984-86-87 Fort Atkinson, Wis.
Newman, Richard, 1919-20-21 Columbus, Neb.
Newton, Bernard A., 1903 Beaver City, Neb.
Nielsen, R., 1901
Niemann, Christopher, 2011-12
..... Kuhlungsborn, Germany
Nissen, Al, 1970-71-72 Miller, S.D.
Novak, Terry, 1975-77-78 Lincoln, Neb.
Novak, Tom, 1972-73-74 Lincoln, Neb.

OOO

Olson, Carl, 1928-29 Lincoln, Neb.
Othmer, Kenneth, 1927-28 Omaha, Neb.
Owen, L.R., 1911
Owens, Dapreis, 1989-90-91-92 Mansfield, Ohio

PPP

Page, Theodore, 1927 Crete, Neb.
Parker, Benny, 2013-14-15-16 Kansas City, Kan.
Parsons, Robert, 1936-37-38 Lincoln, Neb.
Parsons, Rollin, 1933-34-35 Lincoln, Neb.
Parsons, Ronald, 1957 Cleveland, Ohio
Patty, Jesse, 1919-20 Omaha, Neb.
Pearson, Brice, 1965 San Mateo, Calif.
Peltz, Mike, 2013-14 Alliance, Neb.
Perry, Harry O., 1908-09-10 Lincoln, Neb.
Perry, Marcus, 2006-07 Anniston, Ala.
Peterson, Arthur, 1945 Millard, Neb.
Peterson, Mike, 1970-71-72 Omaha, Neb.
Petrashek, G.L., 1909-10 Humboldt, Neb.
Petsch, Daryl, 1962-63-64 Marysville, Kan.
Petteway, Terran, 2014-15 Galveston, Texas
Phifer, Ryan, 1997-98 North Platte, Neb.
Phillips, Albert, 1918 Beatrice, Neb.
Phipps, Hansel, 1931 Whitman, Neb.
Piatkowski, Eric, 1991-92-93-94 Rapid City, S.D.
Piatkowski, Troy, 1997-98-99 Rapid City, S.D.
Pickett, John, 1919-20 Scottsbluff, Neb.
Pierce, Robert, 1949-50-51 Lincoln, Neb.
Pillsbury, Melville P., 1899-1902 Lincoln, Neb.
Ping, Shang, 2008 Haerbin, China
Pitcaithley, Harry, 1939-40 Lincoln, Neb.
Pitchford, Walter, 2014-15 Grand Rapids, Mich.
Placek, Emil E., 1896 Wahoo, Neb.
Ploetz, John, 1978 Shorewood, Wis.
Ponce, David, 1983-84 San Jose, Calif.
Poynter, Floyd, 1920
Puelz, Dennie, 1962-63 Lincoln, Neb.

RRR

Ramos, Jose, 1991 Miami, Fla.
Randall, Albert, 1939-40-41 Omaha, Neb.
Raymond, Isaac P., 1902
Reckewey, Kent, 1973-74-75 Lincoln, Neb.
Reid, Beau, 1988-89-90-91 Lancaster, Ohio
Reimers, Gary, 1956-57-58 Millard, Neb.
Reiners, Al, 1966 Hastings, Neb.
Rekeweg, Jeff, 1987-88 Kendallville, Ind.
Renfro, Claude, 1981-82-83 Winslow, Ariz.
Renzelman, Gary, 1953-54-55 Scottsbluff, Neb.
Retherford, Claude, 1947-48-49 French Lick, Ind.
Reynolds, Harry Burch, 1919 Lincoln, Neb.

HISTORY



Clifford Scales helped the Huskers set a school record with 26 wins during the 1990-91 season. Scales averaged 10.2 points per game, as he was one of five Huskers who averaged double figures.

Reynolds, James, 2004 Los Angeles, Calif.
 Richardson Jr., Charles, 2004-05-06-07 Maywood, Ill.
 Richardson, Brandon, 2009-10-11-12 Los Angeles, Calif.
 Richardson, Ray, 1989-90 South Bend, Ind.
 Riddell, Ted, 1917 Beatrice, Neb.
 Riddlesbarger, William P., 1922-23 Iowa City, Iowa
 Riehl, Tony, 1971-72-73 Louisville, Ky.
 Ritchie, Max, 2013 Nebraska City, Neb.
 Rivers, David, 2012-13-14-15 Little Rock, Ark.
 Robinson II, John, 2001-02 Channelview, Texas
 Robinson, Magnus, 1946 Norfolk, Neb.
 Rooney, Patrick, 1944 Brownville, Neb.
 Roots, Al, 1960-61 Kansas City, Kan.
 Roy, William, 1955 Berwyn, Ill.
 Russell, Robert C., 1920-22 Washington, D.C.
 Russell, Thomas R., 1961-62 Independence, Kan.
 Rutherford, Richard B., 1914-15-16 Beatrice, Neb.

SSS

Sallee, Chris, 1995-96 Scottsdale, Ariz.
 Salomon, Cole, 2008-09 Omaha, Neb.
 Sandbulte, Gerald, 1952-53 Sioux Center, Iowa
 Sandstedt, James, 1946 Omaha, Neb.
 Sauer, George, 1932-33 Lincoln, Neb.
 Scales, Clifford, 1988-89-90-91 Maywood, Ill.
 Scantlebury, Tom, 1968-69-70 Oakland, Calif.
 Scarlett, Trent, 1982-83 Las Vegas, Nev.
 Schleiger, Richard, 1947-48-49 Omaha, Neb.
 Schliep, Bronsen, 2003-04-05-06 Fairfield, Neb.
 Schmidt, A., 1908-09
 Schmidt, August C., 1909-10 Lincoln, Neb.
 Schneider, Leo, 1946 Rock Island, Ill.
 Schwindt, Andy, 1997 Palos Verdes, Calif.
 Sealer, Joel, 1985-86-87 Omaha, Neb.
 Seger, Fred, 1952-53-54 Omaha, Neb.
 Shaver, Dan, 1966-67 La Crecenta, Calif.
 Schellenberg, Elmer, 1918-19-20 Beatrice, Neb.
 Shields, Paul, 1915-16 Omaha, Neb.
 Shields, Paul, 1947-48 Monrovia, Ind.
 Shields, Shavon, 2013-14-15-16 Olathe, Kan.
 Shipwright, Richard, 1959 Pender, Neb.
 Shoecraft, Jerry, 1979-80-81-82 Muncie, Ind.
 Siegel, Bob, 1974-75-76-77 Fairbury, Neb.
 Simmons, Grant, 1964-65-66 Omaha, Neb.
 Simmons, Ron, 1966-67-68 Sumner, Neb.
 Simms, Corey, 2002-03-04-05 St. Louis, Mo.
 Sladovnic, Charles, 1962 Omaha, Neb.
 Smaha, Clark, 1925-26-27 Ravenna, Neb.
 Smidt, Don, 1956-57-58 Helena, Mont.
 Smith, Andre, 1978-79-80-81 Chicago, Ill.

Smith, Austin H., 1920-21-22
 Smith, Charles L., 1954-55-56 Anderson, Ind.
 Smith, H.B., 1899
 Smith, Leslee, 2014-15 Long Look, British Virgin Islands
 Smith, Mike, 2007 Bronx, N.Y.
 Smith, Richard, 1988 Chicago, Ill.
 Smith, Ronnie, 1984-85 Galveston, Texas
 Smith, Tarin, 2015 Ocean Township, N.J.
 Smith, Terry, 1982-83 Moberly, Mo.
 Smith, Todd, 1999 Milledgeville, Ga.
 Snyder, James, 1951 Winchester, Ind.
 Sorensen, Harry, 1934-35-37 Hardy, Neb.
 Spear, John, 1922 Genoa, Neb.
 Spear, Wallace, 1918-19 Genoa, Neb.
 Spears, Jerry, 1964-65 Columbus, Ohio
 Spencer, Bo, 2012 Baton Rouge, La.
 Sprague, Leon, 1926 York, Neb.
 Srb, Richard, 1947-48-49 Lincoln, Neb.
 Standhardinger, Christian, 2010 Munich, Germany
 Stange, Drew, 1981-82 Lincoln, Neb.
 Stebbins, (no first name), 1900
 Stegall, Shuan, 2004 Stone Mountain, Ga.
 Steinbrook, Lee, 1995 Columbus, Neb.
 Stewart, Marvin, 1969-70-71 Chicago, Ill.
 Stipsky, Ed, 1931 Hooper, Neb.
 Stone, Charles, 1967 Oakland, Calif.
 Story, C.M., 1899
 Strahan, James, 1945 Wayne, Neb.
 Strickland, Erick, 1993-94-95-96 Bellevue, Neb.
 Stromer, Byron W., 1918 Hanover, Neb.
 Strowbridge, Jay-R, 2007-08 Ardmore, Ala.
 Stryker, Franklin H, 1912-13 Omaha, Neb.
 Surlis, Chester, 1995-96 Saginaw, Mich.
 Svehla, Matt, 1988-89 Clarkson, Neb.
 Swank, George, 1959 Mansfield, Ohio
 Swett, Rex, 1960-61-62 Huron, S.D.

TTT

Talley, Dylan, 2012-13 Camden, N.J.
 Tallman, Frank, 1938-39-40 Creston, Iowa
 Tangeman, Robert, 1944 Gretna, Neb.
 Taylor, Ron, 1974-75 Midland, Texas
 Theisen, Ralph, 1916 West Point, Neb.
 Therien, Robert, 1939-40 Lincoln, Neb.
 Thom, Jim, 1956 Lincoln, Neb.
 Thomas, (no first name), 1901
 Thomas, Dwight P., 1918 Lincoln, Neb.
 Thomas, Grant, 1938-39 Kearney, Neb.
 Thomas, Ryan, 2000-01 St. Joseph, Mich.
 Thomas, Wilson, 2001-02 Omaha, Neb.
 Thompson, John, 1941-42-43 Lincoln, Neb.

Thornton, Marcus, 2001 Rochester, N.Y.
 Tipton, Milo, 1923-24-25 Tabor, Iowa
 Tipton, Paul W., 1922 Tabor, Iowa
 Torrens, Lee, 1969-70 Bellevue, Neb.
 Trueblood, Johnny, 2016 Omaha, Neb.
 Truscott, Louis, 1999-2000 Houston, Texas
 Turek, John, 2002-03-04-05 Council Bluffs, Iowa
 Turner, Herschell, 1958-59-60 Indianapolis, Ind.
 Tyrance, Jordan, 2012-13 Lincoln, Neb.

UUU

Ubel, Brandon, 2010-11-12-13 Overland Park, Kan.
 Underwood, Clinton, 1912-13 Omaha, Neb.
 Usher, Willard O., 1923-24-25 Omaha, Neb.

VVV

Vacanti, Charles, 1940 Omaha, Neb.
 Van Poelgeest, Richard, 1987-88-89-90
 Ryswijk, Netherlands
 Vance, Deak, 1986 Muncie, Ind.
 Velander, Paul, 2007-08-09 Blacksburg, Va.
 Vick, Derrick, 1987-88 Chicago, Ill.
 Vincent, William, 1962-63 Omaha, Neb.
 Volz, Mathias G., 1923-24-25 Omaha, Neb.
 Von Seggern, Dale, 1968-69-70 Orchard, Neb.
 Vucetic, Sergej, 2013-14 Vrbas, Serbia


WWW

Wagner, Robert, 1967-68 Erie, Pa.
 Wahlquist, George, 1933-35-36 Hastings, Neb.
 Wald, Tom, 1995-96 Brooklyn Park, Minn.
 Walin, Elmer, 1961 Lincoln, Neb.
 Walker, B.J., 2006 Cincinnati, Ohio
 Walker, Caleb, 2011-12 Hutchinson, Kan.
 Walker, Danny, 2000 Los Angeles, Calif.
 Walker, G.E., 1899
 Walker, Marcus, 2006 Kansas City, Mo.
 Wall, Jan, 1960-61 Lincoln, Neb.
 Walsh, Larry, 1950 Ponca, Neb.
 Walsh, Walter W., 1907-08-09 Lincoln, Neb.
 Walton, Kenny, 1981-82-83 Indianapolis, Ind.
 Wampler, Lloyd, 1936 Dorchester, Neb.
 Ward, Harrison, 1951 Plainfield, Ind.

Warfield, G.A., 1896
 Warren, (no first name), 1901
 Warren, Glen, 1921-22-23 Lincoln, Neb.
 Waterman, R.L., 1900
 Watson Jr., Glynn, 2016 Bellwood, Ill.
 Watters, F.E., 1911
 Watts, Randy, 1971-72 Richmond, Ky.
 Webb, Coley, 1964-65-66 Elkhart, Ind.
 Weber, Don, 1952-53-54 Estherville, Iowa
 Webster, Tai, 2014-15-16 Auckland, New Zealand
 Wells, William, 1954-57 West Baden, Ind.
 Werner, Alton, 1937-38-39 Kansas City, Mo.
 Wertz, L.E., 1917
 West, Tim, 1980 Urbana, Mo.
 Whitaker, Henry, 1934-35-36 St. Joseph, Mo.
 White III, Andrew, 2016 Richmond, Va.
 White, Anthony, 1984-85 Wichita, Kan.
 White, Jamel, 2006 Brooklyn, N.Y.
 Whitehead, Milton, 1948-49-50 Scottsbluff, Neb.
 Wicklund, Andrew, 2008 Colorado Springs, Colo.
 Widman, Harvey, 1934-35-36 Mead, Neb.
 Wilbrand, Tony, 2003-04-05-06 Alliance, Neb.
 Wilkinson, Wes, 2003-04-05-06 Grand Island, Neb.
 Williams, Eric, 1980-81-83-84 South Bend, Ind.
 Williams, Rodney, 1998 Houston, Texas
 Willis, Stephen, 1975-76 Indianapolis, Ind.
 Wilnes, Norman, 1950-51 North Platte, Neb.
 Wilson, Dow, 1938 Dow City, Iowa
 Wischmeier, B. Scott, 1932 Turkey Creek, Neb.
 Witte, Willard, 1928-29-30 Lincoln, Neb.
 Wood, Wilbur S., 1908-09-10 Lincoln, Neb.
 Woolridge, Andre, 1993 Omaha, Neb.
 Wortmann, Craig, 1999-2000 Hartington, Neb.
 Wright, Earl, 1963-64 Lincoln, Neb.
 Wyatt, Harlan, 1924 Newman Grove, Neb.

YYY

Yaffee, Irvin, 1939-40 Omaha, Neb.
 Yates, James, 1961-64 Randolph, Iowa
 Young, Max, 1941-42-43 Lincoln, Neb.



Grand Island native Wes Wilkinson led the Huskers with 11.9 points and averaged 6.2 rebounds and 1.9 blocks per game as a senior in 2005-06 to help the Huskers reach the NIT.

ALL-AMERICANS (8)

- 1913 Sam Carrier, Guard
- 1931 Don Maclay, Center
- 1933 Steve Hokuf, Guard
- 1936 George Wahlquist, Guard
- 1937 Robert Parsons, Guard
- 1952 James Buchanan, Guard
- 1959 Herschell Turner, Guard
- 1978 Carl McPipe, Center

ALL-CONFERENCE (43)

Missouri Valley (10)

- 1909 W.W. Walsh, Forward
- 1910 H.O. Perry, Forward
- 1911 J.P. Gibson, Forward
- O.A. Frank, Guard
- 1913 Ross Haskell, Forward
- Sam Carrier, Guard
- 1919 Carl Jackson, Forward
- 1925 Orr Goodson, Center
- Mathias "Mutt" Volz, Guard
- 1927 Clark Smaha, Forward

Big Six (8)

- 1930 Don Maclay, Center
- 1931 Steve Hokuf, Guard
- 1933 Steve Hokuf, Guard
- 1936 George Wahlquist, Forward
- 1937 Robert Parsons, Guard
- 1938 Robert Parsons, Guard
- 1941 Sid Held, Guard
- Don Fitz, Guard

Big Seven (4)

- 1949 Claude Retherford, Guard
- Milton "Bus" Whitehead, Forward
- 1950 Milton "Bus" Whitehead, Forward
- 1952 James Buchanan, Guard

Big Eight (18)

- 1960 Herschell Turner, Guard

- 1966 Grant Simmons, Guard
- 1967 Stuart Lantz, Guard
- 1968 Stuart Lantz, Guard
- 1971 Marvin Stewart, Guard
- 1972 Chuck Jura, Center
- 1974 Jerry Fort, Guard
- 1975 Jerry Fort, Guard
- 1976 Jerry Fort, Guard
- 1978 Brian Banks, Guard
- 1980 Andre Smith, Center
- 1981 Andre Smith, Center
- 1982 Jack Moore, Guard
- 1984 Dave Hoppen, Center
- 1985 Dave Hoppen, Center
- 1986 Dave Hoppen, Center
- 1993 Eric Piatkowski, Guard
- 1994 Eric Piatkowski, Guard

Big 12 (3)

- 1998 Tyronn Lue, Guard
- 1999 Venson Hamilton, Center
- 2008 Aleks Maric, Center

Big Ten (1)

- 2014 Terran Petteway, Guard

JIM PHELAN NATIONAL COACH OF THE YEAR (1)

- 2014 Tim Miles

CONFERENCE COACH OF THE YEAR (7)

Big Eight (6)

- 1966 Joe Cipriano (AP)
- 1978 Joe Cipriano (UPI)
- 1980 Moe Iba (AP/UPI)
- Joe Cipriano (UPI)
- 1981 Moe Iba (UPI)
- 1991 Danny Nee (AP/UPI)

Big Ten (1)

- 2014 Tim Miles (Coaches)

CONFERENCE PLAYER OF THE YEAR (2)

Big Eight (1)

- 1981 Andre Smith (AP/UPI)

Big 12 (1)

- 1999 Venson Hamilton (AP/Coaches)

BIG EIGHT FRESHMAN OF THE YEAR (1)

- 1993 Erick Strickland (AP/Coaches)

OLYMPIANS (2)

- 2012 Aleks Maric, Center (Australia)
- 2012 Ade Dagunduro, Guard (Nigeria)

WORLD UNIVERSITY GAMES (2)

- 1985 Dave Hoppen, Center (Silver)
- 1993 Eric Piatkowski, Guard (Gold)

FIBA WORLD CUP (3)

- 1954 Bill Johnson, Forward (U.S., Gold)
- 2014 Tai Webster, Guard (New Zealand)
- 2014 Jorge Brian Diaz, Center (Puerto Rico)

22 & UNDER WORLD CHAMPIONSHIPS (1)

- 1997 Tyronn Lue, Guard (U.S., Fifth)

21 & UNDER WORLD CHAMPIONSHIPS (1)

- 2005 Aleks Maric, Center (Australia, Fourth)

U.S. OLYMPIC FESTIVAL (3)


- 1983 Dave Hoppen, Center (Bronze)
 - Moe Iba, Coach, North (Bronze)
 - 1991 Eric Piatkowski, Guard (Gold)
- Note: Piatkowski was named to the 1991 U.S. Olympic Festival All-Tournament Team.

NABC ALL-STAR GAME (5)

- 1972 Chuck Jura, Center
- 1991 Rich King, Center
- 1994 Eric Piatkowski, Guard
- 2008 Aleks Maric, Center
- 2015 Tim Miles, Coach



After earning all-league honors as a junior, Tyronn Lue was a first-round NBA selection in 1998. During his collegiate career, he helped Nebraska to three postseason appearances and finished eighth in school history in scoring.



Bill Johnson won a gold medal for the United States at the 1954 FIBA World Championships (now called the FIBA World Cup) in Rio de Janeiro, Brazil. Johnson averaged 9.5 rebounds per game during his three-year career at Nebraska.



Danny Nee is the winningest coach in Nebraska history with 254 career victories over 14 seasons. A 2009 Nebraska Basketball Hall of Fame inductee, Nee was the Big Eight Coach of the Year in 1991 after leading NU to a school-record 26 victories.



SHIELDS SELECTED AS JACK MOORE AWARD WINNER

Senior forward Shavon Shields was selected by a vote of his teammates as the Jack Moore Award winner, which is annually presented to the team's Most Valuable Player, for the 2015-16 season.

The award is named for late Husker guard Jack Moore, a 5-9 playmaker who set 17 school records in a career that ended in 1982. Moore was presented with the 1982 Francis Pomeroy-Naismith Award as the best collegiate player in the nation under six feet tall. A consensus All-Big Eight performer in 1982, Moore was killed in a plane crash in March of 1984.

Shields earned second-team All-Big Ten honors in 2015-16, averaging 16.8 points, 5.1 rebounds and 2.7 assists per game. He finished the year fifth in the Big Ten in scoring and seventh in steals (1.3 spg) while ranking first or second on the team in scoring, rebounding and assists in 2015-16. He totaled 10 games of at least 20 points, including a season-high 32 points on 11-of-19 shooting against No. 15 Purdue. A four-year starter, Shields finished fifth on NU's career scoring list with 1,630 points and placed in the top-10 in field goals made (562, eighth) and attempted (1236, sixth), free throws made (429, fourth) and attempted (565, fourth) and starts (112, second).

Tai Webster earned the team's Most Improved Player for his strides during the season. The 6-foot-4 guard raised his scoring average from 3.9 points per game to 10.1 points per game while averaging 4.1 rebounds and 1.4 steals per game. Webster reached double figures 16 times, including a season-high 22 points at Iowa.

For the third straight year, guard Benny Parker was chosen as the team's top defender. Parker totaled 1.1 steals per game while guarding opponent's top backcourt scorer. Parker finished his career with 137 steals, tying for ninth on NU's career list.

Junior Anton Gill was chosen as the scout team player of the year, as he redshirted after transferring from Louisville and went against the starters in practice. Gill also shared the Husker Power Lifter of the Year award with Parker for their work in the weightroom with strength coach Tim Wilson.

Jack Moore Award

| Year | Player | Position |
|-----------|------------------------|----------|
| 1984-85 | Dave Hoppen | Center |
| 1985-86 | Dave Hoppen | Center |
| | Bernard Day | Forward |
| 1986-87 | Brian Carr | Guard |
| 1987-88 | Henry T. Buchanan | Guard |
| 1988-89 | Eric Johnson | Guard |
| 1989-90 | Clifford Scales | Guard |
| 1990-91 | Rich King | Center |
| | Beau Reid | Forward |
| | Clifford Scales | Guard |
| 1991-92 | Jamar Johnson | Guard |
| 1992-93 | Eric Piatkowski | Forward |
| 1993-94 | Eric Piatkowski | Forward |
| 1994-95 | Jaron Boone | Guard |
| 1995-96 | Erick Strickland | Guard |
| 1996-97 | Tyronn Lue | Guard |
| 1997-98 | Tyronn Lue | Guard |
| 1998-99 | Venson Hamilton | Center |
| 1999-2000 | Larry Florence | Forward |
| 2000-01 | Cookie Belcher | Guard |
| 2001-02 | Cary Cochran | Guard |
| 2002-03 | Andrew Drevo | Forward |
| 2003-04 | Nate Johnson | Guard |
| 2004-05 | Joe McCray | Guard |
| | Jason Dourisseau | Guard |
| 2005-06 | Jason Dourisseau | Guard |
| | Wes Wilkinson | Forward |
| 2006-07 | Charles Richardson Jr. | Guard |
| | Marcus Perry | Guard |
| 2007-08 | Aleks Maric | Center |
| 2008-09 | Paul Velander | Guard |
| 2009-10 | Ryan Anderson | Guard |
| 2010-11 | Lance Jeter | Guard |
| 2011-12 | Brandon Richardson | Guard |
| 2012-13 | Brandon Ubel | Forward |
| 2013-14 | Terran Petteway | Guard |
| 2014-15 | Terran Petteway | Guard |
| 2015-16 | Shavon Shields | Forward |

COSIDA ACADEMIC ALL-AMERICANS (8)

| | |
|------|--------------------------|
| 1972 | Chuck Jura, 3rd team |
| 1978 | Curt Hedberg, 5th team |
| 1981 | Jack Moore, 2nd team |
| 1984 | John Matzke, 2nd team |
| 1989 | Beau Reid, 3rd team |
| 1991 | Beau Reid, 3rd team |
| 2015 | Shavon Shields, 1st team |
| 2016 | Shavon Shields, 1st team |

POSTGRADUATE SCHOLARS (6)

NCAA (5)

| | |
|------|-----------------|
| 1972 | Al Nissen |
| 1986 | John Matzke |
| 1987 | Bill Jackman |
| 1991 | Beau Reid |
| 2006 | Bronsen Schliep |

Big Eight (1)

| | |
|------|--------------|
| 1976 | Kent Reckway |
|------|--------------|

Big 12 (1)

| | |
|------|-----------------|
| 2006 | Bronsen Schliep |
|------|-----------------|

BIG TEN MEDAL OF HONOR (1)

| | |
|------|----------------|
| 2016 | Shavon Shields |
|------|----------------|

ACADEMIC ALL-CONFERENCE (67)

Big Eight (25)

| | |
|------|---------------------------|
| 1966 | Grant Simmons, Guard |
| 1972 | Chuck Jura, Center |
| 1974 | Tom Novak, Guard |
| 1975 | Larry Cox, Forward/Center |
| 1976 | Larry Cox, Forward/Center |
| 1978 | Curt Hedberg, Forward |
| 1979 | Curt Hedberg, Forward |
| 1980 | Jack Moore, Guard |
| 1981 | Jack Moore, Guard |
| 1982 | Jack Moore, Guard |
| 1984 | John Matzke, Forward |
| 1985 | John Matzke, Forward |
| | Dave Hoppen, Center |
| 1986 | John Matzke, Forward |
| | Brian Carr, Guard |
| 1987 | Brian Carr, Guard |
| | Bill Jackman, Forward |
| 1988 | Henry T. Buchanan, Guard |
| 1989 | Beau Reid, Forward |
| 1990 | Rich King, Center |
| 1991 | Beau Reid, Forward |
| 1992 | Bruce Chubick, Forward |
| 1993 | Bruce Chubick, Forward |

| | |
|------|------------------------|
| 1994 | Bruce Chubick, Forward |
| 1995 | Jason Glock, Guard |

Big 12 (26)

| | |
|------|--------------------------|
| 1996 | Leif Nelson, Center |
| | Erick Strickland, Guard |
| 1997 | Andy Markowski, Forward |
| 1998 | Andy Markowski, Forward |
| 1999 | Andy Markowski, Forward |
| 2002 | Cary Cochran, Guard |
| | Brian Conklin, Forward |
| 2003 | John Turek, Forward |
| 2004 | Adam Bohac, Guard |
| | Brian Conklin, Forward |
| | Jason Dourisseau, Guard |
| | Jake Muhleisen, Guard |
| | John Turek, Forward |
| | Tony Wilbrand, Center |
| 2005 | Jason Dourisseau, Guard |
| | Jake Muhleisen, Guard |
| | Bronsen Schliep, Forward |
| | John Turek, Forward |
| | Tony Wilbrand, Center |
| 2006 | Jason Dourisseau, Guard |
| | Bronsen Schliep, Forward |
| | Tony Wilbrand, Center |
| 2007 | Paul Velander, Guard |
| 2008 | Paul Velander, Guard |
| 2009 | Paul Velander, Guard |
| | Nick Krenk, Guard |
| 2011 | Brandon Ubel, Forward |
| | Ray Gallegos, Guard |

Big Ten (16)

| | |
|------|-----------------------------|
| 2012 | Mike Fox, Forward |
| | Kye Kurkowski, Forward |
| | Trevor Menke, Guard |
| | Christopher Niemann, Center |
| | Brandon Ubel, Forward |
| 2013 | Kye Kurkowski, Forward |
| | Brandon Ubel, Forward |
| | Trevor Menke, Guard |
| 2014 | Kye Kurkowski, Forward |
| | Trevor Menke, Guard |
| | Shavon Shields, Forward |
| 2015 | Nick Fuller, Guard/Forward |
| | Kye Kurkowski, Forward |
| | Trevor Menke, Guard |
| | Shavon Shields, Forward |
| | Leslee Smith, Forward |
| 2016 | Shavon Shields, Forward |

NOTE: No team selected from 1967 to 1971.



Shavon Shields became the first basketball player in school history to be a first-team CoSIDA Academic All-American in 2015.



1. DAVE HOPPEN - 2,167 POINTS

6-11, 235, C, 1983-86, Omaha, Neb. (Benson)

Three-time All-Big Eight center Dave Hoppen finished his career as Nebraska's all-time leading scorer with 2,167 points. Hoppen, whose four-year collegiate career was cut short by a knee injury in a game at Colorado, Feb. 1, 1986, broke or tied 19 Nebraska records and five Big Eight marks during his standout career. A native of Omaha, Neb., Hoppen was the first player in Husker basketball history to have his jersey number (42) retired. Originally drafted by the NBA's Atlanta Hawks in the third round of the 1986 draft, he played with both Charlotte and Philadelphia, and a stint in the CBA. Hoppen was inducted into the Nebraska Basketball Hall of Fame in 1996.



| Season | G-GS | FG-FGA | Pct. | FT-FTA | Pct. | Reb.-Avg. | TP-Avg. |
|---------------|----------------|--------------------|-------------|----------------|-------------|----------------|-------------------|
| 1982-83 | 32-32 | 163-311 | .524 | 119-159 | .784 | 161-5.0 | 445-13.9 |
| 1983-84 | 30-30 | 220-367 | .599 | 158-208 | .760 | 207-6.9 | 598-19.7 |
| 1984-85 | 30-30 | 270-418 | .646 | 164-210 | .781 | 258-8.6 | 704-23.5 |
| 1985-86 | 19-19 | 151-245 | .616 | 118-147 | .803 | 147-7.7 | 420-22.1 |
| Totals | 111-111 | 1,804-1,341 | .600 | 559-724 | .772 | 773-7.0 | 2,167-19.5 |

2. ERIC PIATKOWSKI - 1,934 POINTS

6-7, 215, F, 1991-94, Rapid City, S.D. (Stevens)

One of only two players in school history to play on four consecutive NCAA Tournament teams, Eric Piatkowski finished his career as the second-leading scorer in school history with 1,934 points. The Most Valuable Player in the 1994 Phillips 66 Big Eight Tournament, Piatkowski had a school and tournament-record 42-point outburst in Nebraska's first-round victory over Oklahoma. A two-time, first-team All-Big Eight pick, Piatkowski averaged 21.5 points in his final season as a Husker, and became the first player in school history to score 1,900 points (1,934), grab 600 rebounds (669) and dish out 300 assists (322). A first-round draft pick of the NBA's Indianapolis Pacers, Piatkowski's draft rights were then traded to the Los Angeles Clippers, who he played with for eight seasons. He also played with the Houston Rockets, Chicago Bulls and Phoenix Suns. Piatkowski's jersey No. 52 was retired by the Huskers in 2006, the same year he was inducted into the Nebraska Basketball Hall of Fame.




| Season | G-GS | FG-FGA | Pct. | 3Pt FG | Pct. | FT-FTA | Pct. | Reb.-Avg. | Pts.-Avg. |
|---------------|---------------|------------------|-------------|----------------|-------------|----------------|-------------|----------------|-------------------|
| 1990-91 | 34-1 | 128-275 | .465 | 44-127 | .346 | 72-86 | .837 | 125-3.7 | 372-10.9 |
| 1991-92 | 29-28 | 144-338 | .426 | 47-136 | .346 | 79-109 | .725 | 184-6.3 | 414-14.3 |
| 1992-93 | 30-30 | 178-367 | .485 | 48-129 | .372 | 98-129 | .760 | 171-5.7 | 502-16.7 |
| 1993-94 | 30-30 | 226-456 | .496 | 63-172 | .366 | 131-165 | .794 | 189-6.3 | 646-21.5 |
| Totals | 123-89 | 676-1,436 | .471 | 202-564 | .358 | 380-489 | .777 | 669-5.4 | 1,934-15.7 |

3. JERRY FORT - 1,882 POINTS

6-3, 170, G, 1973-76, Chicago, Ill. (Franciscan)

The first Husker basketball player to earn All-Big Eight honors for three straight seasons, Jerry Fort finished his career with 1,882 points – a record that stood for nine seasons, until Dave Hoppen broke it on Dec. 15, 1985. Fort was a third-round draft pick of the Boston Celtics following his senior season. He scored a then-school-record 40 points against Missouri as a junior. Fort was inducted into the Nebraska Basketball Hall of Fame in 1991.



| Season | G-GS | FG-FGA | Pct. | FT-FTA | Pct. | Reb.-Avg. | TP-Avg. |
|---------------|---------------|------------------|-------------|----------------|-------------|----------------|-------------------|
| 1972-73 | 26-18 | 151-349 | .433 | 74-104 | .712 | 106-4.0 | 376-14.5 |
| 1973-74 | 26-26 | 207-484 | .428 | 54-88 | .614 | 110-4.2 | 468-18.0 |
| 1974-75 | 26-26 | 218-508 | .429 | 89-138 | .645 | 91-3.5 | 525-20.2 |
| 1975-76 | 27-27 | 201-452 | .445 | 111-156 | .712 | 87-3.2 | 513-19.0 |
| Totals | 105-97 | 777-1,793 | .433 | 328-486 | .675 | 394-3.8 | 1,882-17.9 |

4. ANDRE SMITH - 1,717 POINTS

6-7, 215, C/F, 1978-81, Chicago, Ill. (Kennedy)

Andre Smith closed his brilliant four-year career in 1980-81 when he led the Big Eight Conference in scoring with a 19.5 average in league-only games. Smith was named the conference's player of the year for his efforts – the only Husker to earn that honor in the Big Eight era. Smith was also a two-time all-conference selection. He scored 1,717 points and grabbed 753 rebounds during his Husker career and was chosen in the seventh round of the 1981 NBA Draft by the Cleveland Cavaliers. He was inducted into the Nebraska Basketball Hall of Fame in 1994.




| Season | G-GS | FG-FGA | Pct. | FT-FTA | Pct. | Reb.-Avg. | TP-Avg. |
|---------------|---------------|------------------|-------------|----------------|-------------|----------------|-------------------|
| 1977-78 | 30-2 | 105-190 | .533 | 68-111 | .613 | 144-4.8 | 278-9.3 |
| 1978-79 | 27-27 | 146-256 | .570 | 72-110 | .655 | 186-6.9 | 364-13.5 |
| 1979-80 | 31-31 | 237-388 | .610 | 126-189 | .670 | 251-8.1 | 600-19.4 |
| 1980-81 | 26-26 | 185-314 | .589 | 105-152 | .691 | 172-6.6 | 475-18.3 |
| Totals | 114-86 | 673-1,148 | .586 | 371-562 | .660 | 753-6.6 | 1,717-15.1 |

5. ALEKS MARIC - 1,630 POINTS

6-11, 275, C, 2005-08, Sydney, Australia (Life Center (N.J.)/Australian Institute for Sport)

Aleks Maric was one of the most dominant big men in the first 12 years of the Big 12 era. The Aussie was a first-team All-Big 12 selection by the Associated Press as a senior and a two-time second-team pick by the coaches. During his senior year, he became only the third player in league history to record at least 1,500 points and 1,000 rebounds in a career. Maric tied the school single-season record with 335 boards as a senior in 2007-08. Maric led NU and ranked in the top seven in the league in scoring, rebounding, field-goal percentage and blocked shots as a senior. He finished his career tying or breaking 19 Nebraska and Big 12 Conference records. After declaring for the NBA Draft following his sophomore season, Maric withdrew and returned to Nebraska where he became just the ninth player in program history to reach 1,000 points before the start of his senior campaign. He has played overseas following his career and was an All-Euroleague first-team selection in 2010. In 2011, he helped Panathinaikos win a Euroleague title and represented Australia in the 2012 Olympics. Maric will play for the Sydney Kings in his native Australia in 2016-17.



| Season | G-GS | FG-FGA | Pct. | 3Pt FG | Pct. | FT-FTA | Pct. | Reb.-Avg. | Pts.-Avg. |
|---------------|---------------|------------------|-------------|-------------|-------------|----------------|-------------|------------------|-------------------|
| 2004-05 | 27-10 | 79-165 | .479 | 0-2 | .000 | 58-81 | .716 | 169-6.3 | 216-8.0 |
| 2005-06 | 31-26 | 116-246 | .472 | 0-0 | .000 | 107-175 | .611 | 251-8.1 | 339-10.9 |
| 2006-07 | 30-30 | 203-359 | .565 | 3-10 | .300 | 147-216 | .681 | 260-8.7 | 556-18.5 |
| 2007-08 | 33-33 | 191-332 | .575 | 1-6 | .167 | 136-207 | .657 | 335-10.2 | 519-15.7 |
| Totals | 121-99 | 589-1,102 | .534 | 4-18 | .222 | 448-679 | .660 | 1,015-8.4 | 1,630-13.5 |

7. SHAVON SHIELDS - 1,630 POINTS

6-7, 225, G/F, 2013-2016, Olathe, Kan. (Northwest)

One of the most accomplished student-athletes in program history, Shavon Shields left his mark in the Husker program. One of five players in school history with 1,500 points and 600 rebounds, Shields finished his career in the top 10 in six categories, including points, field goals and free throws made. As a senior, he earned second-team All-Big Ten honors, averaging 16.8 points, 5.1 rebounds and 2.7 assists per game. A two-time All-Big Ten performer, Shields finished second in school history with 112 starts. In the classroom, Shields was a two-time first-team Academic All-American (2015-16) and was chosen as Nebraska's Male Student-Athlete of the Year in 2016.



| Season | G-GS | FG-FGA | Pct. | 3FG-Att. | Pct. | FT-FTA | Pct. | Reb.-Avg. | Pts.-Avg. |
|--------------|----------------|-----------------|-------------|---------------|-------------|----------------|-------------|----------------|-------------------|
| 2012-13 | 28-19 | 89-189 | .471 | 14-39 | .359 | 48-71 | .676 | 144-5.1 | 240-8.6 |
| 2013-14 | 32-32 | 131-296 | .443 | 18-57 | .316 | 129-179 | .721 | 184-5.8 | 409-12.8 |
| 2014-15 | 31-31 | 161-366 | .440 | 17-87 | .195 | 139-168 | .827 | 186-6.0 | 478-15.4 |
| 2015-16 | 30-30 | 181-385 | .470 | 28-77 | .364 | 113-147 | .769 | 153-5.5 | 503-16.8 |
| TOTAL | 121-112 | 562-1236 | .455 | 77-260 | .296 | 429-565 | .759 | 667-5.5 | 1,630-13.5 |

7. JARON BOONE - 1,609 POINTS

6-6, 195, G, 1993-96, Salt Lake City, Utah (Skyline)

Jaron Boone played in 127 games and started 102 to rank third and fourth, respectively, in school history. Boone became the 17th player in school history to reach 1,000 points, but just the fifth to do so before completing his junior season. Boone earned second-team All-Big Eight honors as a junior and helped Nebraska to the NIT championship his senior year. Boone's 559 points in his junior season is the seventh-highest single-season output in school history. Boone scored at least 20 points 18 times in his career and ranks among the school leaders in 3-point shots made (fourth, 181) and attempted (fourth, 501), assists (third, 446) and minutes (fourth, 3,624).




| Season | G-GS | FG-FGA | Pct. | 3Pt FG | Pct. | FT-FTA | Pct. | Reb.-Avg. | Pts.-Avg. |
|---------------|----------------|------------------|-------------|----------------|-------------|----------------|-------------|----------------|-------------------|
| 1992-93 | 31-8 | 76-185 | .411 | 17-57 | .298 | 46-56 | .821 | 72-2.3 | 215-6.9 |
| 1993-94 | 30-28 | 138-290 | .476 | 35-95 | .368 | 55-78 | .705 | 78-2.6 | 366-12.2 |
| 1994-95 | 32-32 | 199-455 | .437 | 70-182 | .385 | 91-134 | .679 | 106-3.3 | 559-17.5 |
| 1995-96 | 34-34 | 162-397 | .408 | 59-167 | .354 | 86-123 | .699 | 92-2.7 | 469-13.8 |
| Totals | 127-102 | 575-1,327 | .433 | 184-501 | .367 | 274-387 | .708 | 348-2.7 | 1,609-12.7 |

N 2016-17 NEBRASKA BASKETBALL HUSKER 1,000-POINT SCORERS

8. ERICK STRICKLAND - 1,586 POINTS

6-3, 210, G, 1993-96, Bellevue, Neb. (West)

One of two 1,000-point scorers on the 1995-96 team, Erick Strickland finished his career with 1,586 points. Strickland was a second-team all-conference selection as a senior when he led the team in scoring (14.7) and was named the MVP of the NIT. Strickland played in 127 career games, tied for fourth in school history, and started 84. A three-time member of the Big Eight All-Defensive Team, he is second in steals at NU with 257. Strickland ranks fifth in 3-point field goals made (179), fourth in 3-point field goal attempts (512) and fifth in assists (414). He spent nine years in the NBA, including four with the Dallas Mavericks and two with the Milwaukee Bucks. He was inducted into the Nebraska Basketball Hall of Fame in 2009.




| Season | G-GS | FG-FGA | Pct. | 3FG-Att. | Pct. | FT-FTA | Pct. | Reb.-Avg. | Pts.-Avg. |
|---------------|---------------|------------------|-------------|----------------|-------------|----------------|-------------|----------------|-------------------|
| 1992-93 | 31-6 | 84-185 | .454 | 32-88 | .364 | 43-59 | .729 | 63-2.0 | 243-7.8 |
| 1993-94 | 30-13 | 102-241 | .423 | 41-117 | .350 | 77-95 | .811 | 103-3.4 | 322-10.7 |
| 1994-95 | 31-31 | 175-394 | .444 | 54-160 | .338 | 101-139 | .727 | 167-5.4 | 505-16.3 |
| 1995-96 | 35-34 | 174-399 | .436 | 52-148 | .351 | 116-141 | .823 | 170-4.9 | 516-14.7 |
| Totals | 127-84 | 535-1,219 | .439 | 179-512 | .350 | 337-434 | .776 | 503-4.0 | 1,586-12.5 |

9. TYRONN LUE - 1,577 POINTS

6-0, 175, G, 1996-98, Mexico, Mo. (Raytown)

Tyronn Lue became one of the few Huskers to eclipse the 1,000-point mark by early in his junior season. He finished his career with 1,577 points before turning pro a year early. Lue was a first-round NBA draft pick of the Denver Nuggets before being traded on draft night to the Los Angeles Lakers where he won a pair of NBA titles. He also played for the Washington Wizards, Orlando Magic, Houston Rockets, Atlanta Hawks, Dallas Mavericks and Milwaukee Bucks. Lue ranks in the top 10 in 13 Husker career categories, including assists (fourth, 432), 3-pointers (ninth, 145) and steals (seventh, 154). Lue started 96 of 99 games in his Husker career and led NU to three straight postseason appearances, including an NCAA berth in 1998. A 2013 inductee into the Nebraska Basketball Hall of Fame, Lue was named head coach of the Cleveland Cavaliers on Jan. 22, 2016. In his first season, he guided the Cavs to the first NBA title in franchise history, as Cleveland overcame a 3-1 deficit against Golden State in the NBA Finals. Lue is one of only 14 individuals in NBA history to win a title as both a player and head coach. He will be the fourth Husker to have his jersey retired when he is honored on Feb. 2, 2017, at Pinnacle Bank Arena.




| Season | G-GS | FG-FGA | Pct. | 3FG-Att. | Pct. | FT-FTA | Pct. | Reb.-Avg. | Pts.-Avg. |
|---------------|--------------|------------------|-------------|----------------|-------------|----------------|-------------|----------------|-------------------|
| 1995-96 | 35-34 | 105-232 | .453 | 20-61 | .328 | 66-96 | .688 | 106-3.0 | 296-8.5 |
| 1996-97 | 32-30 | 215-476 | .452 | 47-137 | .343 | 126-155 | .813 | 93-2.9 | 603-18.8 |
| 1997-98 | 32-32 | 240-547 | .439 | 78-209 | .373 | 120-145 | .828 | 137-4.3 | 678-21.2 |
| Totals | 99-96 | 560-1,255 | .446 | 145-407 | .356 | 312-396 | .788 | 336-3.4 | 1,577-15.9 |

10. COOKIE BELCHER - 1,552 POINTS

6-4, 205, G, 1997-2001, Mexico, Mo. (Mexico)

During the 1999 season, Cookie Belcher became the 21st player in school history to join the Huskers' 1,000-point club. With another stellar campaign in 2001, he moved into the Huskers' all-time top 10, finishing his career with 1,552 points. He was just the eighth player in NU history to reach 1,000 points before the start of his senior season. Belcher made a strong mark on the Husker record books in other areas. He owns the Nebraska game, season and career records for steals and finished his career ranked third in NCAA history with 353 steals. He also ranks in the top 10 on NU's career 3-point (seventh, 146) and assist lists (second, 477) and owns the school records for most career starts (129) and games played (131). He enjoyed a successful professional career in Italy, Israel and Greece for a decade before going into coaching at the IMG Academy.



| Season | G-GS | FG-FGA | Pct. | 3FG-Att. | Pct. | FT-FTA | Pct. | Reb.-Avg. | Pts.-Avg. |
|---------------|----------------|------------------|-------------|----------------|-------------|----------------|-------------|----------------|-------------------|
| 1996-97 | 33-33 | 117-256 | .457 | 30-76 | .395 | 41-83 | .494 | 126-3.8 | 305-9.2 |
| 1997-98 | 32-32 | 135-305 | .443 | 29-102 | .284 | 55-87 | .632 | 126-3.9 | 354-11.1 |
| 1998-99 | 32-32 | 137-320 | .428 | 39-128 | .305 | 64-102 | .627 | 107-3.3 | 377-11.8 |
| 1999-00 | 4-2 | 10-16 | .625 | 0-1 | .000 | 4-7 | .571 | 15-3.8 | 24-6.0 |
| 2000-01 | 30-30 | 177-394 | .449 | 48-143 | .336 | 90-121 | .744 | 152-5.1 | 492-16.4 |
| Totals | 131-129 | 576-1,291 | .446 | 146-450 | .324 | 255-400 | .638 | 526-4.0 | 1,552-11.9 |

11. RICH KING - 1,475 POINTS

7-2, 260, C, 1988-91, Omaha, Neb. (Burke)

The tallest player in Nebraska history at 7-2, Rich King finished his career with 1,475 points and then-school records for blocked shots (183) and games played (124). King had a big hand in the Huskers' record-breaking 26-8 campaign in 1990-91, as he led the team in scoring (15.5 ppg) and rebounding (8.1 rpg) en route to honorable-mention All-America honors from both AP and UPI. A first-round draft pick of the Seattle SuperSonics in the 1991 NBA Draft, King tied Jerry Fort's then-school single-game scoring record with a 40-point outburst against Northern Illinois, Feb. 18, 1991. He was inducted into the Nebraska Basketball Hall of Fame in 2001.




| Season | G-GS | FG-FGA | Pct. | 3FG-Att. | Pct. | FT-FTA | Pct. | Reb.-Avg. | Pts.-Avg. |
|---------------|---------------|------------------|-------------|------------|-------------|----------------|-------------|----------------|-------------------|
| 1987-88 | 29-5 | 56-108 | .519 | 0-0 | --- | 24-34 | .706 | 84-2.9 | 136-4.7 |
| 1988-89 | 33-22 | 136-235 | .579 | 0-0 | --- | 91-139 | .655 | 195-5.9 | 363-11.0 |
| 1989-90 | 28-21 | 170-305 | .557 | 0-0 | --- | 110-158 | .696 | 208-7.4 | 450-16.1 |
| 1990-91 | 34-27 | 202-352 | .574 | 2-5 | .400 | 120-179 | .670 | 274-8.1 | 526-15.5 |
| Totals | 124-75 | 564-1,000 | .564 | 2-5 | .400 | 345-510 | .676 | 761-6.1 | 1,475-11.9 |

12. VENSON HAMILTON - 1,416 POINTS

6-10, 240, C, 1996-99, Forest City, N.C. (Oak Hill Academy)

One of two Huskers to reach the 1,000-point plateau in 1998-99, Venson Hamilton was a four-year standout for Coach Danny Nee. Hamilton finished his career with 1,416 points and ranks 11th on NU's all-time scoring list. His senior season was one of the finest campaigns in school history. For his efforts, Hamilton earned Big 12 Player-of-the-Year honors, the first Husker since 1981 to capture the league honor. Hamilton still owns NU records for rebounds (1,080) and blocked shots (241) and is third in games played (129). Hamilton was just the fourth player all-time among Big 12 schools to score 1,000 points, grab 1,000 rebounds and block 200 shots in his collegiate career. He was a second-round draft pick of the Houston Rockets in 1999, and enjoyed a successful professional career in Europe and Morocco.



| Season | G-GS | FG-FGA | Pct. | 3FG-Att. | Pct. | FT-FTA | Pct. | Reb.-Avg. | Pts.-Avg. |
|---------------|---------------|------------------|-------------|------------|-------------|----------------|-------------|------------------|-------------------|
| 1995-96 | 32-1 | 71-130 | .546 | 0-1 | .000 | 54-100 | .540 | 161-5.0 | 196-6.1 |
| 1996-97 | 32-25 | 124-215 | .577 | 0-0 | --- | 96-148 | .649 | 269-8.4 | 344-10.8 |
| 1997-98 | 32-30 | 139-269 | .517 | 0-0 | --- | 80-144 | .556 | 315-9.8 | 358-11.2 |
| 1998-99 | 33-32 | 194-388 | .500 | 0-1 | .000 | 130-198 | .657 | 335-10.2 | 518-15.7 |
| Totals | 129-88 | 528-1,002 | .527 | 0-2 | .000 | 360-590 | .610 | 1,080-8.4 | 1,416-11.0 |

13. CARL MCPPIPE - 1,300 POINTS

6-8, 225, C, 1976-79, Hammond, Ind. (Technical)

One-half of the "Hammond Hustlers" (Brian Banks was the other), 'Pipe' and 'BB' provided Nebraska with a great four-year, one-two punch. McPipe, a three-year starter, finished his career with 1,300 points. As a junior, McPipe earned USBWA District V honors and was one of 12 starters designated as an All-American by the Citizens Savings Athletic Foundation. In his final year in a Husker uniform, McPipe was a repeat pick on the USBWA team and a fifth-round draft selection of the Philadelphia 76ers.



| Season | G-GS | FG-FGA | Pct. | FT-FTA | Pct. | Reb.-Avg. | TP-Avg. |
|---------------|---------------|------------------|-------------|----------------|-------------|----------------|-------------------|
| 1975-76 | 20-1 | 25-67 | .373 | 16-22 | .727 | 58-2.9 | 66-3.3 |
| 1976-77 | 29-29 | 183-376 | .487 | 74-108 | .685 | 241-8.3 | 440-15.2 |
| 1977-78 | 29-29 | 190-357 | .532 | 65-97 | .670 | 228-7.9 | 445-15.3 |
| 1978-79 | 26-26 | 148-326 | .454 | 53-90 | .589 | 196-7.5 | 349-13.4 |
| Totals | 104-85 | 546-1,126 | .485 | 208-317 | .656 | 723-7.0 | 1,300-12.5 |

14. TOM BAACK - 1,299 POINTS

6-5, 192, F, 1966-68, Fort Wayne, Ind. (Concordia)

Tom Baack, a 1995 Nebraska Hall of Fame inductee, finished his career with 1,299 points, a figure that stood as the school record until guard Jerry Fort came along 10 years later. Baack played on three straight winning NU teams from 1965 through 1968, and helped the Huskers to an NIT appearance in 1966-67—NU's first-ever bid to the nation's oldest postseason tournament. Known for his satin-smooth jump shot, Baack had a 17.3 points-per-game average for his career, which still ranks third in school history. Baack served as an assistant at Nebraska for eight seasons after his playing days. He was selected in the 10th round of the 1968 NBA Draft by the Detroit Pistons.






| Season | G-GS | FG-FGA | Pct. | FT-FTA | .Pct | Reb.-Avg. | TP-Avg. |
|---------------|-----------|------------------|-------------|----------------|-------------|----------------|-------------------|
| 1965-66 | 25 | 147-325 | .542 | 92-108 | .852 | 106-4.2 | 386-15.4 |
| 1966-67 | 25 | 188-401 | .469 | 73-90 | .811 | 152-6.1 | 449-18.0 |
| 1967-68 | 25 | 191-412 | .466 | 82-99 | .828 | 134-5.4 | 464-18.6 |
| Totals | 75 | 526-1,138 | .462 | 247-297 | .832 | 392-5.2 | 1,299-17.3 |

15. STUART LANTZ - 1,269 POINTS

6-3, 175, G, 1966-68, Uniontown, Pa.

Stuart Lantz teamed with Tom Baack to give Nebraska a potent one-two offensive punch. Lantz finished his career with 1,269 points and 571 rebounds. A two-time All-Big Eight pick, Lantz went on to play eight years in the NBA with four teams (San Diego/Houston Rockets, Detroit Pistons, New Orleans Jazz, Los Angeles Lakers). A charter member of the Nebraska Basketball Hall of Fame, Lantz had his jersey (No. 22) retired in the fall of 1989. He has been the Lakers' television color commentator since 1987.



| Season | G-GS | FG-FGA | Pct. | FT-FTA | .Pct | Reb.-Avg. | TP-Avg. |
|---------------|-----------|------------------|-------------|----------------|-------------|----------------|-------------------|
| 1965-66 | 25 | 125-290 | .431 | 56-85 | .659 | 199-8.0 | 306-12.2 |
| 1966-67 | 25 | 190-368 | .516 | 101-129 | .783 | 193-7.7 | 481-19.2 |
| 1967-68 | 25 | 173-349 | .495 | 136-181 | .757 | 179-7.2 | 482-19.2 |
| Totals | 75 | 488-1,007 | .485 | 293-395 | .742 | 571-7.6 | 1,269-16.9 |

16. CHUCK JURA - 1,255 POINTS

6-10, 220, C, 1970-72, Schuyler, Neb.

One of the top all-around centers in Nebraska history, Chuck Jura's 1,255 points rank 16th on the school's all-time list. Jura earned All-Big Eight honors as a senior and was an academic All-Big Eight choice. One of only six players in NU history to average more than 20 points in a season (21.2), Jura ranks sixth on the rebounding chart (740) and his 11.7 rebounds per game (305 total) in his final season are still an NU single-season record. Like Lantz, Jura was a charter member of the Nebraska Basketball Hall of Fame. A third-round NBA draft pick by the Chicago Bulls, Jura played professional basketball in Europe for several seasons.



| Season | G-GS | FG-FGA | Pct. | FT-FTA | .Pct | Reb.-Avg. | TP-Avg. |
|---------------|-----------|----------------|-------------|----------------|-------------|----------------|-------------------|
| 1969-70 | 25 | 99-205 | .483 | 51-86 | .593 | 192-7.7 | 249-9.9 |
| 1970-71 | 26 | 181-306 | .592 | 93-160 | .594 | 243-9.3 | 455-17.5 |
| 1971-72 | 26 | 220-399 | .551 | 111-181 | .613 | 305-11.7 | 551-21.2 |
| Totals | 77 | 500-910 | .549 | 255-427 | .597 | 740-9.6 | 1,255-16.3 |

17. LARRY FLORENCE - 1,223 POINTS

6-5, 220, F, 1997-2000, Phenix City, Ala.

Forward Larry Florence surpassed the 1,000-point milestone midway through the 1999-2000 season. Florence ranks third at Nebraska in career starts (105) and is tied for ninth in games played (123). A four-year starter, Florence was Nebraska's captain as a senior and led the Huskers in scoring at 13.0 points per game. In his senior season, Florence earned honorable-mention All-Big 12 honors from the league's coaches. Florence also earned the reputation as a strong defender and a hard worker in the weight room. He was named the Husker Power Male Athlete of the Year for all sports in 1999 and was a three-time men's basketball lifter of the year.



| Season | G-GS | FG-FGA | Pct. | 3FG-Att. | Pct. | FT-FTA | .Pct | Reb.-Avg. | Pts.-Avg |
|---------------|----------------|------------------|-------------|--------------|-------------|----------------|-------------|----------------|------------------|
| 1996-97 | 30-29 | 92-240 | .383 | 1-7 | .143 | 41-58 | .707 | 113-3.8 | 226-7.5 |
| 1997-98 | 30-19 | 115-259 | .444 | 1-5 | .200 | 37-63 | .587 | 110-3.7 | 268-8.9 |
| 1998-99 | 33-27 | 133-262 | .508 | 1-4 | .250 | 73-99 | .737 | 135-4.1 | 340-10.3 |
| 1999-00 | 30-30 | 156-389 | .401 | 8-32 | .250 | 69-105 | .657 | 161-5.4 | 389-13.0 |
| Totals | 123-105 | 496-1,150 | .431 | 11-48 | .229 | 220-325 | .677 | 519-4.2 | 1,223-9.9 |

18. JACK MOORE - 1,204 POINTS

5-9, 165, G, 1979-82, Muncie, Ind. (Central)

Jack Moore will long be remembered by Husker faithful for his gutty play on the basketball court. He was honored with the 1982 Francis Pomeroy-Naismith Award, which is presented annually to the nation's top player under 6-feet tall. During his four-year career, Moore scored 1,204 points, and shot .901 from the free-throw line – among the all-time best career marks in NCAA Division I history. Moore's .901 free-throw percentage broke the Big Eight record for career marksmanship, which had been held by his coach, Moe




lba. A consensus All-Big Eight selection as a senior, Moore was the first Husker cager to earn first-team academic All-Big Eight honors for three straight seasons, and his 382 career assists stand seventh on NU's all-time chart. Nebraska's MVP Award is named in honor of Moore, who was killed in a March 1984 plane crash. Moore was inducted into the Nebraska Basketball Hall of Fame in 1993.

| Season | G-GS | FG-FGA | Pct. | FT-FTA | .Pct | Reb.-Avg. | TP-Avg. |
|---------------|---------------|----------------|-------------|----------------|-------------|----------------|-------------------|
| 1978-79 | 20-0 | 21-61 | .344 | 21-25 | .840 | 19-1.0 | 63-3.2 |
| 1979-80 | 31-30 | 137-291 | .471 | 184-211 | .872 | 53-1.7 | 458-14.8 |
| 1980-81 | 27-27 | 111-221 | .502 | 118-128 | .922 | 54-2.0 | 340-12.6 |
| 1981-82 | 27-27 | 110-257 | .428 | 123-131 | .939 | 58-2.1 | 343-12.7 |
| Totals | 105-84 | 379-830 | .457 | 446-495 | .901 | 184-1.8 | 1,204-11.5 |

19. BRIAN CARR - 1,182 POINTS

6-0, 165, G, 1984-87, Muncie, Ind. (Burriss)

Brian Carr is the only player in Nebraska history to score 1,000 points and collect more than 600 assists in a career. Carr, who finished his four-year career with 14 Nebraska school records, scored 1,182 points and collected 682 assists. The 682 assists ranked as the third-best total in Big Eight history, behind only former Kansas stars Cedric Hunter and Jacque Vaughn. Carr also ranks second in career minutes played at NU. A second-team All-Big Eight selection as a senior (UPI), Carr was a two-time, first-team academic All-Big Eight performer. Carr was inducted into the Nebraska Basketball Hall of Fame in 2001.



| Season | G-GS | FG-FGA | Pct. | 3FG-Att. | Pct. | FT-FTA | .Pct | Reb.-Avg. | Pts.-Avg |
|---------------|---------------|----------------|-------------|---------------|-------------|----------------|-------------|----------------|------------------|
| 1983-84 | 30-0 | 59-114 | .518 | --- | .000 | 19-32 | .594 | 22-0.7 | 137-4.6 |
| 1984-85 | 30-30 | 118-210 | .562 | --- | .000 | 48-58 | .828 | 58-1.9 | 284-9.5 |
| 1985-86 | 30-30 | 139-293 | .464 | --- | .000 | 79-93 | .849 | 51-1.7 | 357-11.9 |
| 1986-87 | 33-33 | 131-325 | .403 | 58-157 | .369 | 84-104 | .808 | 47-1.4 | 404-12.2 |
| Totals | 123-93 | 447-942 | .475 | 58-157 | .369 | 230-287 | .801 | 178-1.4 | 1,182-9.6 |

20. BRIAN BANKS - 1,150 POINTS

6-0, 160, G, 1976-79, Hammond, Ind.

The other half of the "Hammond Hustlers," along with Carl McPipe, Brian Banks was a three-year starter at guard for the Huskers from 1976-77 through 1978-79. His best season was as a junior in 1977-78, when he averaged 14 points and helped NU to a 22-8 record and an NIT bid. For his efforts, Banks earned first-team All-Big Eight honors. He was inducted into the Nebraska Basketball Hall of Fame in 1999.




| Season | G-GS | FG-FGA | Pct. | FT-FTA | .Pct | Reb.-Avg. | TP-Avg. |
|---------------|---------------|----------------|-------------|----------------|-------------|----------------|-------------------|
| 1975-76 | 27-1 | 42-93 | .452 | 38-49 | .776 | 33-1.2 | 122-4.5 |
| 1976-77 | 29-29 | 160-330 | .485 | 66-100 | .660 | 73-2.5 | 386-13.3 |
| 1977-78 | 30-30 | 173-351 | .493 | 73-103 | .709 | 84-2.8 | 419-14.0 |
| 1978-79 | 24-23 | 96-212 | .453 | 31-46 | .674 | 66-2.8 | 223-9.3 |
| Totals | 110-83 | 471-986 | .478 | 208-298 | .698 | 256-2.3 | 1,150-10.5 |

21. TERRAN PETTEWAY - 1,143 POINTS

6-6, 215, G, 2014-15, Galveston, Texas (Ball/Texas Tech)

Terran Petteway finished his two-year career as one of the most prolific scorers in school history. Petteway's career scoring average of 18.1 points per game ranked second in school history, while he was one of only two Huskers to reach the 1,000-point plateau in his first two seasons at Nebraska. As a sophomore, Petteway led the Big Ten in scoring at 18.1 points per game to earn first-team All-Big Ten honors. In his final season, he averaged 18.2 points per game and was among the Big Ten leaders in scoring, assists, and 3-pointers per game. Petteway played in the NBA D-League in 2015-16 and will play in Italy this coming season.



| Season | G-GS | FG-FGA | Pct. | 3FG-Att. | Pct. | FT-FTA | .Pct | Reb.-Avg. | Pts.-Avg |
|--------------|--------------|----------------|-------------|----------------|-------------|----------------|-------------|----------------|------------------|
| 2013-14 | 32-32 | 182-427 | .426 | 48-147 | .327 | 167-204 | .819 | 155-4.8 | 579-18.1 |
| 2014-15 | 31-31 | 184-465 | .396 | 68-217 | .313 | 128-180 | .711 | 153-4.9 | 564-18.2 |
| TOTAL | 63-63 | 366-892 | .410 | 116-364 | .319 | 295-384 | .768 | 308-4.9 | 1143-18.1 |

N 2016-17 NEBRASKA BASKETBALL HUSKER 1,000-POINT SCORERS

22. MARVIN STEWART - 1,138 POINTS

6-3, 180, G, 1969-71, Chicago, Ill. (Dunbar)

Marvin Stewart finished his three-year career with 1,138 points, and is remembered by Husker fans as one of the finest fast-breaking guards in NU history. In his senior season, Stewart averaged 21.4 points, the fourth-best season average in school history, and earned first-team All-Big Eight honors. Stewart owns the distinction of being one of only two members of NU's 1,000-point club member to top the mark in fewer than 70 games, as he appeared in just 66 contests. Stewart was a second-round draft selection of the NBA's Chicago Bulls in 1971. He was inducted into the Nebraska Basketball Hall of Fame in 1994.



| Season | G-GS | FG-FGA | Pct. | FT-FTA | .Pct. | Reb.-Avg. | TP-Avg. |
|---------------|-----------|----------------|-------------|----------------|-------------|----------------|-------------------|
| 1968-69 | 26 | 137-321 | .426 | 107-150 | .713 | 66-2.5 | 381-14.6 |
| 1969-70 | 14 | 83-174 | .477 | 35-56 | .625 | 28-2.0 | 201-14.4 |
| 1970-71 | 26 | 215-426 | .505 | 126-153 | .824 | 54-2.1 | 556-21.4 |
| Totals | 66 | 435-921 | .472 | 268-359 | .747 | 148-2.2 | 1,138-17.2 |

23. CLIFFORD SCALES - 1,136 POINTS

6-2, 170, G, 1988-91, Maywood, Ill. (Westchester St. Joseph)

A steady player throughout his four-year Nebraska career, Clifford Scales tallied 1,136 points from 1988 through 1991. An honorable-mention All-Big Eight pick as a senior and a member of UPI's All-Big Eight Defensive team, Scales' 177 career steals ranked as the most ever by a Cornhusker cager when he completed his career. One of five double-figure scorers on the 1990-91 Nebraska team at 10.2 points per game, Scales hit a then-school-record 45.6 percent from 3-point range as a senior. He co-captained the Huskers' record-setting 26-8 squad during the 1990-91 season. He was inducted into the Nebraska Basketball Hall of Fame in 2002.




| Season | G-GS | FG-FGA | Pct. | 3FG-Att. | Pct. | FT-FTA | .Pct. | Reb.-Avg. | Pts.-Avg. |
|---------------|---------------|----------------|-------------|---------------|-------------|----------------|-------------|----------------|------------------|
| 1987-88 | 31-5 | 71-139 | .511 | 3-10 | .300 | 25-35 | .714 | 41-1.3 | 170-5.5 |
| 1988-89 | 32-27 | 122-253 | .482 | 6-19 | .316 | 52-77 | .675 | 91-2.8 | 302-9.4 |
| 1989-90 | 26-26 | 112-219 | .511 | 10-24 | .417 | 84-100 | .840 | 93-3.6 | 318-12.2 |
| 1990-91 | 34-34 | 136-291 | .467 | 26-57 | .456 | 48-60 | .800 | 110-3.2 | 346-10.2 |
| Totals | 123-96 | 441-901 | .489 | 45-110 | .409 | 209-272 | .768 | 335-2.7 | 1,136-9.2 |

23. CARL HAYES - 1,136 POINTS

6-9, 200, F, 1990-92, Chicago, Ill. (Westchester St. Joseph)

An exciting player in the open court, Carl Hayes finished his three-year Nebraska career with 1,136 points, which is tied for 21st on NU's all-time chart along with former high school and college teammate Clifford Scales. A two-time honorable-mention All-Big Eight performer, Hayes was a starter on NU teams that earned back-to-back NCAA Tournament bids, including the Husker squad that won a school-record 26 games in 1991.



| Season | G-GS | FG-FGA | Pct. | 3FG-Att. | Pct. | FT-FTA | .Pct. | Reb.-Avg. | Pts.-Avg. |
|---------------|--------------|----------------|-------------|---------------|-------------|----------------|-------------|----------------|-------------------|
| 1989-90 | 28-19 | 121-261 | .464 | 5-16 | .313 | 92-132 | .697 | 138-4.9 | 339-12.1 |
| 1990-91 | 34-28 | 192-390 | .492 | 1-12 | .600 | 75-125 | .600 | 179-5.3 | 460-13.5 |
| 1991-92 | 28-16 | 126-294 | .429 | 31-84 | .369 | 54-103 | .524 | 155-5.5 | 337-12.0 |
| Totals | 90-63 | 439-945 | .465 | 37-112 | .330 | 221-360 | .614 | 472-5.2 | 1,136-12.6 |

25. RYAN ANDERSON - 1,125 POINTS

6-4, 195, G, 2006-2010, Seattle, Wash. (Rainier Beach)

One of the most versatile players in Nebraska history, the 6-4 Anderson played out of position all four years, working in the '4' spot where he made a name for himself. Anderson created mismatches on the offensive end, where his ability from 3-point range was evident. He finished his career ranked third in 3-pointers at Nebraska with 185 and was in the top 10 in Nebraska history for 3-point percentage (.394), steals (166) and games started (101), while also ranking in the top 25 for points, rebounds, assists and games played. He was named to the Big 12 All-Defense Team as a junior and the All-Underrated team as a senior, when he became the first Husker in the Big 12 era to record 1,000 points, 500 rebounds and 150 3-pointers. Anderson played in Europe, the NBA D-League and in Canada during his professional career.



| Season | G-GS | FG-FGA | Pct. | 3FG-Att. | Pct. | FT-FTA | .Pct. | Reb.-Avg. | Pts.-Avg. |
|---------------|----------------|----------------|-------------|----------------|-------------|----------------|-------------|----------------|------------------|
| 2006-07 | 28-25 | 103-219 | .470 | 48-111 | .432 | 29-39 | .744 | 129-4.6 | 283-10.1 |
| 2007-08 | 33-33 | 98-232 | .422 | 59-136 | .368 | 23-40 | .800 | 176-5.3 | 278-8.4 |
| 2008-09 | 30-12 | 72-179 | .402 | 33-97 | .340 | 36-50 | .720 | 115-3.8 | 213-7.1 |
| 2009-10 | 31-31 | 117-258 | .453 | 54-126 | .429 | 63-84 | .750 | 164-5.3 | 351-11.3 |
| Totals | 122-101 | 390-888 | .439 | 185-470 | .394 | 160-213 | .751 | 584-4.8 | 1,125-9.2 |

26. CARY COCHRAN - 1,082 POINTS

6-1, 190, G, 1999-2002, Minden, Iowa (Tri-Center)

One of the most dangerous long-distance threats in Nebraska and Big 12 history, Cary Cochran topped the 1,000-point mark during his senior campaign. Cochran set Nebraska records for career (268), single-season (89) and single-game (8) 3-pointers during his senior season. He led the team in scoring at 14.0 points per game as a senior, and led the conference and nation in free-throw percentage by hitting 92.2 percent at the charity stripe. For his career, Cochran was an 89.6 percent shooter from the foul line, and was second in Nebraska history by hitting 42.5 percent from behind the arc. Cochran was an honorable-mention All-Big 12 pick by the coaches as a senior, and earned academic all-district and all-conference honors.




| Season | G-GS | FG-FGA | Pct. | 3FG-Att. | Pct. | FT-FTA | .Pct. | Reb.-Avg. | Pts.-Avg. |
|---------------|---------------|----------------|-------------|----------------|-------------|----------------|-------------|----------------|------------------|
| 1998-99 | 32-0 | 52-130 | .400 | 39-98 | .398 | 29-31 | .935 | 45-1.4 | 173-5.4 |
| 1999-00 | 29-11 | 73-193 | .378 | 62-160 | .388 | 20-25 | .800 | 73-2.5 | 228-7.9 |
| 2000-01 | 30-23 | 92-200 | .460 | 78-165 | .473 | 27-31 | .871 | 71-2.4 | 289-9.6 |
| 2001-02 | 28-28 | 116-277 | .419 | 89-207 | .430 | 71-77 | .922 | 93-3.3 | 392-14.0 |
| Totals | 119-62 | 333-800 | .416 | 268-630 | .425 | 147-164 | .896 | 282-2.4 | 1,082-9.1 |

27. HERSCHELL TURNER - 1,056 POINTS

G, 1958-60, Indianapolis, Ind. (Shortbridge)

The first Husker cager to top the 1,000-point mark, Herschell Turner finished his career with 1,056 points. Turner teamed with Al Maxey to provide a strong offensive punch for Coach Jerry Bush's teams in the late 1950s. A first-team All-Big Eight selection as a senior, Turner earned All-America honors as a junior. Turner was a strong rebounder and held NU's single-season rebounding record (244) for 10 seasons, until Leroy Chalk grabbed 257 rebounds in 1969. Turner finished his career with 626 rebounds, which ranks 13th on NU's all-time chart. He was a sixth-round draft choice of the NBA's Syracuse Nationals in 1960. He was inducted into the Nebraska Basketball Hall of Fame in 1990.



| Season | G-GS | FG-FGA | Pct. | FT-FTA | .Pct. | Reb.-Avg. | TP-Avg. |
|---------------|-----------|----------------|-------------|----------------|-------------|----------------|-------------------|
| 1957-58 | 23 | 82-211 | .389 | 82-136 | .603 | 189-8.2 | 246-10.7 |
| 1958-59 | 25 | 146-361 | .404 | 136-183 | .743 | 244-9.8 | 428-17.1 |
| 1959-60 | 24 | 143-326 | .439 | 96-155 | .619 | 193-8.0 | 382-15.9 |
| Totals | 72 | 371-898 | .413 | 314-474 | .662 | 626-8.7 | 1,056-14.7 |

A

Academic All-Conference– NU has had 68 academic all-league picks in program history, including 17 players since joining the Big Ten in 2011-12.

Academic All-Americans– The Huskers have produced seven of Nebraska's nation-leading 325 CoSIDA Academic All-Americans across all sports. Shavon Shields became the program's first player to garner first-team Academic All-America honors in 2015 and repeated the feat in 2016.

All-Americans– Nebraska has had eight.

Armory– Home of Husker basketball until the NU Coliseum opened its doors in the mid-1920s.

Attendance– Nebraska set its single-season attendance record in 2014-15, averaging 15,569 fans per game. The Huskers ranked 10th nationally in average attendance. The Huskers were 11th nationally in attendance in 2015-16 with an average of 15,430 per game, making the third straight year and the sixth time in program history that NU has ranked in the top-20 nationally in attendance.

B

Baack, Tom– Ranks 14th on Nebraska's all-time scoring list with 1,299 points and served as an assistant coach under Moe Iba.

Belcher, Cookie– Holds Nebraska single-game, season and career steals records, along with the Big 12 steals record at 353. He owns NU's career record for games played, games started and minutes played.

Big 12– Nebraska's conference from 1997 until 2011.

Big Eight– Nebraska's conference from 1960 until 1996.

Big Ten– Nebraska's current conference, as Nebraska became the 12th member on July 1, 2011. The Big Ten now consists of 14 members with the addition of Maryland and Rutgers on July 1, 2014.

Boone, Jaron– Husker swingman from 1993 to 1996 who ranks in the top five in nine career categories, including scoring (7th, 1,609) and assists (3rd, 446).

Branch, Nate– Former Husker who went on to fame with the Harlem Globetrotters.

Browne, William– Guided Huskers to 1937 Big Six title.

Bush, Jerry– Known as the "Big Bear of the Coliseum," this popular Husker coach guided NU from 1955 to 1963, and directed two of the greatest upsets ever – a 43-41 victory over top-ranked Kansas and Wilt Chamberlain, and a 55-48 victory over No. 4 Kansas State and Olympian Bob Boozer during the 1957-58 campaign.

C

Carr, Brian– Nebraska's all-time assist leader, with 682 from 1984 to 1987.

Carrier, Sam– First Husker cager to earn All-America honors (1913).

Chalk, Leroy– Third on Nebraska's all-time rebounding list with 782 boards.

Cipriano, Joe– Second-winningest coach in school history with an all-time mark of 253-197 from 1964 through 1980. He was a three-time conference coach of the year and guided the Huskers to three postseason appearances.

Coliseum– Home of Nebraska basketball from the 1926-27 season through the 1975-76 campaign.



Cookie Belcher set the Nebraska and Big 12 record for steals and ranks fifth in NCAA history with 353 during his Husker career.

D

Day, Bernard– Ranks as highest-scoring junior college transfer in school history with 802 points from 1985 to 1987.

Devaney, Bob– Longtime Nebraska football coach and athletic director who passed away in May of 1997. Nebraska's home court from 1976 until 2013, the Bob Devaney Sports Center, bears his name.

E

Ekwall, Rex– Standout for NU in mid-1950s whose 10.4 career rebound average still ranks as a school record.

ESPN– The national cable network that features a Big Ten game on its weekly "Super Tuesday" package and also features Big Ten games on Thursday and Saturday on its networks.

F

First-Round Draft Choices– Nebraska had three in the 1990s, Rich King (1991), Eric Piatkowski (1994) and Tyrone Lue (1998).

Fort, Jerry– First three-time first-team All-Big Eight selection in school history who finished his career with 1,882 points, which currently ranks third all-time at Nebraska.

G

Good, Harry– Served as NU head coach from 1947 through 1954 and guided the Huskers to shares of the 1949 and 1950 Big Seven titles. He was enshrined into the Citizens Savings College Basketball Hall of Fame in 1975.

H

Hamilton, Venson– The 1999 Big 12 Player of the Year and Nebraska's all-time leader in career rebounds and blocked shots.

Hammond Hustlers– Nickname given to Hammond, Ind., natives Brian Banks and Carl McPipe, who finished their careers with 1,150 and 1,300 points, respectively.

Hare, Fred– His follow-up basket at the buzzer with no time left gave Nebraska a 74-73 upset of No. 1 Michigan and Cazzie Russell in Lincoln during the 1964-65 season.

Hokuf, Steve– Standout all-around athlete who earned first-team all-conference honors in football, won the Big Six javelin title and earned All-America and all-conference honors in basketball.

Hoppen, Dave– NU's all-time leading scorer with 2,167 points who was the second three time first-team All-Big Eight pick in school history and the first player in school history to have his jersey number (42) retired.

I

Iba, Moe– The son of legendary coach Henry P. Iba, Moe posted 106 wins on the Husker bench from 1981 to 1986 and guided the school to its first "official" NCAA Tournament berth in 1986.

International– The NCAA allows schools to take a foreign trip once every four years, allowing the Huskers to visit Australia (1988, 2004), Europe (1992), the Bahamas (2010) and Spain (2015).

J

Johnson, Bill– Grabbed a school single-game record 26 rebounds against Iowa State in 1954. He was also the first Husker to play in the FIBA World Cup, helping the United States to a gold medal in 1954.

Jura, Chuck– Earned first-team All-Big Eight honors on the court and in the classroom as a senior in 1972. Averaged a school-record 11.7 rebounds per game in 1971-72.

K

King, Rich– Became the first first-round NBA draft pick in school history when the Seattle SuperSonics selected him with the 14th selection of the 1991 draft.

Kubacki, Jim– Hit the game-winning jumper to beat No. 1 Kansas and Wilt Chamberlain, 43-41, during the 1957-58 season.

L

Lantz, Stuart– Two-time first-team All-Big Eight pick (1967-68) who went on to an eight-year NBA career and had his Husker jersey number (22) retired in 1989. He has been a broadcaster with the Lakers for 29 seasons, spending the last 13 years as a broadcaster on the Los Angeles Lakers' television network.

Lehmer, Frank– First basketball coach in school history (1897-99), he finished his career with a 7-3 record.

N 2016-17 NEBRASKA BASKETBALL

HUSKERS FROM A TO Z

Lue, Tyrone— 1998 All-Big 12 pick who ranks ninth in career scoring at Nebraska and is tied for the school record with seven 30-point games. A first-round NBA draft pick in 1998, Lue won two NBA titles and played for seven teams during an 11-year NBA career and was inducted into the Nebraska Basketball Hall of Fame in 2013. He won an NBA title with the Cleveland Cavaliers in 2016, as Cleveland became the first team in NBA Finals history to overcome a 3-1 deficit. He will become the fourth Husker to have his jersey retired during the 2016-17 season.

M

Maclay, Don— Earned All-America honors in 1931.

Maric, Aleks— Australian big man finished his career fifth in scoring (1,630 points) and second in rebounding (1,080). He was only the third player in Big 12 history with more than 1,500 points and 1,000 rebounds. He represented Australia in the 2012 London Olympics and is playing professionally in Australia.

Matzke, John and Stan— Stan lettered from 1952 through 1955, while his son, John, was a second-team academic All-America pick in 1984.

Moore, Jack— One of the most popular Cornhuskers ever, he earned the 1982 Francis-Pomeroy-Naismith Award as the nation's top player under six feet. Nebraska's most valuable player award is named in honor of Moore, who was killed in a 1984 plane crash.

Moore, Mikki— One of four Huskers to play in the NBA after signing as a free agent. Led the NBA in field-goal percentage in 2007, the first undrafted player in league history to accomplish the feat. He played for nine teams during his 13-year NBA career.

N

National Basketball Association— Twenty-six Huskers have been drafted by NBA teams over the years.

National Invitation Tournament— NU has made 17 appearances in the nation's oldest postseason tournament with its most recent berth coming in 2011. NU captured the 1996 tournament title, defeating St. Joseph's in Madison Square Garden.

NCAA Tournament— The Huskers have earned seven bids to the "Big Dance," including five bids in the 1990s. The Huskers made their most recent appearance in 2014.

Nee, Danny— Winningest coach in Nebraska history, who posted a 254-190 record in 14 seasons from 1986 to 2000 and led NU to 11 postseason appearances.

O

Overtime— The Huskers are 60-44 all-time in OT games, including 0-2 in 2015-16.

P

Parsons, Robert— Two-time first-team All-Big Six performer who earned All-America honors in 1937.

Pinnacle Bank Arena— The home of Nebraska basketball that opened in August of 2013. The \$179 million facility seats more than 15,000 and is located in the Haymarket District of Lincoln.

Polish Rifle— Nickname of two-time All-Big Eight pick and 1994 Big Eight Tournament MVP Eric Piatkowski, Nebraska's second all-time leading scorer before spending 13 years in the NBA with four teams. He was inducted into the Nebraska Basketball Hall of Fame in 2006, the same year he had his jersey (No. 52) retired.

Postseason— Nebraska has made 24 all-time appearances.

Q

Quadruple— Nebraska and UAB played four overtimes on Dec. 22, 1979, (NU won 92-84), in the school's longest game ever.

R

Rankings— Nebraska posted its highest year-end national rankings ever in 1990-91, finishing at No. 9 in UPI and No. 11 in AP.

Red Zone— The Nebraska student section at Pinnacle Bank Arena. The group has nearly 1,000 seats in the lower bowl of Pinnacle Bank Arena.


Retherford, Claude— Leading scorer on NU's 1949 Big Seven championship team and a two-time first-team all-conference selection.

S

Sadler, Doc— Husker head coach from 2006-07 until 2011-12. He finished fourth on Nebraska's win chart with 101 in six seasons and guided Nebraska to three postseason appearances in his tenure.

Sauer, George— The only Husker football All-American to earn a basketball letter, he was an All-America fullback in 1933 and lettered on the hardwood in 1932 and 1933.

Simmons, Grant— First-team All-Big Eight pick in 1966 and the school's first first-team academic All-Big Eight selection.



Andre Smith was the Big Eight Player of the Year in 1981, one of only two Huskers to earn the conference's top honor.

Smith, Andre— 1981 Big Eight Player of the Year, and NU's only conference player of the year until Venson Hamilton in 1999.

Stewart, Marvin— The first player in school history to reach the 1,000-point plateau in fewer than 70 career games, as he was joined by Terran Petteway in 2014-15.

Stiehm, E.O.— NU's first full-time basketball coach (1912-15) and the only man in conference history to win league titles in football (1912, 1913, 1914) and basketball (1912, 1913, 1914) in the same year.

Strickland, Erick— A three-year starter for Nebraska who is second on the Huskers' steals list and seventh in scoring. Strickland played in the NBA for nine seasons and was inducted into the Nebraska Basketball Hall of Fame in 2009.

T

Three-Pointers— Nebraska hit a school-record 267 3-pointers during the 2001-02 campaign. Brian Carr hit the first 3-pointer in school history in a game at Cal-Irvine during the 1986-87 season.

Titles— Nebraska won or shared seven league titles, all prior to 1951. NU also captured the 1994 Phillips 66 Big Eight Tournament title.

Turner, Herschell— All-American player who was the first Husker to score 1,000 career points. Later went on to fame with the Harlem Globetrotters.

U

Upset— NU has knocked off three No. 1 teams, handing Kansas a 43-41 loss in 1958, Michigan a 74-73 loss in 1964-65 and Missouri a 67-51 loss at Columbia during the 1981-82 campaign. Nebraska nearly added a top-ranked victim in 1996-97 when it took Kansas to overtime before losing 82-77, and another in 2001-02 when it fell to Kansas by just one point, 88-87, in Lincoln as NU hit a school-record 18 3-pointers.

V

van Poelgeest, Richard— Born in The Netherlands, van Poelgeest was a four-year letterwinner from 1987 through 1990.

Volz, "Mutt"— First-team All-Missouri Valley Conference guard in 1925.

W

Wahlquist, George— All-America guard on NU's 1936 Big Six championship team.

Walsh, W.W.— The first first-team all-conference performer in school history (1909).

Whitehead, Bus— Two-time first-team All-Big Seven pick and the catalyst of the Huskers' 1949 and 1950 league title teams. Named as the captain of NU's all-time basketball team and earned the first Distinguished Hall of Fame Alumni award in 2003. The practice court at the Hendricks Training Complex is named after Whitehead for his contributions to the Husker program after his death in 2010.

X

Xavier— Ended Nebraska's most successful basketball season ever by handing the No. 3-seed Huskers an 89-84 loss in the first round of the 1991 NCAA Tournament at Minneapolis, Minn. NU finished with a school-record 26 victories against just eight losses.

Y

YMCA— Nebraska's first basketball game was played against a team from the Lincoln YMCA, Feb. 1, 1897. NU won 11-8.

Z

Zero— Number of home losing seasons by Nebraska in Devaney Center history, as the Huskers went .500 or better in all 37 seasons in the building.



Tyronn Lue thanks the crowd during the 2013 Nebraska Basketball Hall of Fame Ceremony. Lue, a former All-Big 12 performer, is the head coach with the NBA Champion Cleveland Cavaliers.

The Nebraska Men's Basketball Hall of Fame was the brainchild of longtime Husker athletic supporter Jerry Solomon, who first approached the University about the project in the fall of 1988. Solomon, along with Jack Bock, Dale Herman and Dale Jensen, provided financial support for the Hall of Fame. The Hall is now co-sponsored by the Nebraska Athletic Department and the Rebounders Club with inductions held in conjunction with Legends Weekend. The first class was inducted in 1989 with 11 members. Since then, 58 players and five coaches have been inducted into the Hall of Fame, including 10 classes with at least three members.

Tyronn Lue joined this exclusive list in February of 2013. One of the most electrifying players in school history, Lue led the Huskers to 59 wins and postseason appearances in all three of his seasons at Nebraska, including an NCAA Tournament bid in 1997-98. Lue's name is all over the Husker record book, as the 6-foot guard from Mexico, Mo., finished his career in the top 10 in 13 categories and still ranks among Nebraska career leaders in 10 categories, including assists (432, fourth), scoring average (15.9, seventh), steals (154, seventh), points scored (1,577, eighth), 3-pointers (145, eighth), free throw percentage (.788, eighth) and games started (96, 10th).

As a junior in 1997-98, Lue earned first-team All-Big 12 honors, averaging 21.2 points, 4.8 assists and 4.3 rebounds per game, as the Huskers went 20-12 and reached the NCAA Tournament. His 678 points that season ranked second on Nebraska's single-season chart while his 152 assists that season was fifth on NU's single-season list. He had four of his school-record seven career 30-point efforts in 1997-98, including a career-high 36-point performance against Virginia in the Rainbow Classic. He was at his best in leading the Huskers back to the NCAAs after a four-year absence. With the Huskers sitting at 4-6 in the Big 12, Lue carried the Huskers down the stretch, averaging 24.3 points and 4.5 assists per game in leading the Huskers to six consecutive conference wins and a fourth-place finish in the Big 12.

He earned second-team All-Big 12 honors during a record-setting sophomore campaign in leading the Huskers to the NIT. Lue led the Huskers in both scoring (18.8 ppg) and assists (4.3 apg), while ranking sixth in the Big 12 in scoring. Lue became an immediate contributor to the Huskers as a true freshman, starting 34 games on Nebraska's NIT Championship Team, as he averaged 8.5 points per game and set a school freshman mark with 144 assists. A member of the Big Eight All-Freshman team, Lue became the first Husker freshman to score 30 points in a game when he accomplished the feat against Oregon in just his second game as a Husker.

Following his Husker career, he was the No. 23 overall pick of the Denver Nuggets before he was traded to the Los Angeles Lakers shortly after the 1998 NBA Draft. Lue won two NBA titles with the Lakers, as part of an 11-year professional career. He played for seven teams during his NBA career, appearing in 554 career games and averaging 8.5 points and 3.1 assists per game. Following his retirement at the conclusion of the 2008-09 season, Lue joined the Boston Celtics as the organization's Director of Player Development in 2009 and was named an assistant coach in 2011. He is currently the head coach of the Cleveland Cavaliers, leading the organization to its first NBA title in 2016.

A total of 22 people who have played supporting roles in shaping the Nebraska basketball program have also been enshrined by earning the Bud Cuca Special Merit Award. The award was renamed in honor of Cuca in 2003 after he passed away following a battle with cancer.

In 2003, the first Distinguished Hall of Fame Alumni Award was given, honoring a former player and Hall of Fame member who has been a positive force in the state and local community since his playing days ended. The award was named after Bus Whitehead, who passed away in 2010, to recognize his contributions to the Nebraska basketball program.

HALL OF FAME MEMBERS (62)

1989 [11]

James Buchanan, 1950-51-52
Sam Carrier, 1911-12-13
Steve Hokuf, 1930-31-33
Chuck Jura, 1970-71-72
Stuart Lantz, 1966-67-68
Don Maclay, 1929-30-31
Robert Parsons, 1936-37-38
Claude Retherford, 1947-48-49
Mathias "Mutt" Volz, 1923-24-25
George Wahlquist, 1933-35-36
Coach Harry Good, 1947-54

1990 [3]

Herschell Turner, 1958-59-60
Milton "Bus" Whitehead, 1948-49-50
Coach Joe Cipriano, 1964-80

1991 [3]

Leroy Chalk, 1969-70-71
Jerry Fort, 1973-74-75-76
Coach Jerry Bush, 1955-63

1992 [4]

Sid Held, 1940-41-42
Rex Ekwall, 1955-56-57
Marvin Stewart, 1969-70-71
Coach W.H. Browne, 1933-40

1993 [4]

Bob Pierce, 1949-50-51
Bill Johnson, 1952-53-54-55
Grant Simmons, 1964-65-66
Jack Moore, 1979-80-81-82

1994 [4]

Bob Cerv, 1947-48-49-50
Tom Russell, 1961-62
Nate Branch, 1965-66-67
Andre Smith, 1978-79-80-81

1995 [4]

Carl Olson, 1928-29
Don Fittz, 1939-40-41
Al Maxey, 1959-60
Tom Baack, 1966-67-68

1996 [7]

Walter Henrion, 1932-33
Gary Reimers, 1956-57-58
Wilson Fitzpatrick, 1958
Bob Gratopp, 1968-69-70
Bob Siegel, 1974-75-76-77
Dave Hoppen, 1983-84-85-86
Coach Moe Iba, 1981-86

1997 [3]

Elmer Dohrmann, 1936-37-38
Fred Seger, 1952-53-54
Tom Scantlebury, 1968-69-70

1998 [3]

Paul Amen, 1936-37-38
Willard Fagler, 1952-53-54-55
Willie Campbell, 1965-66-67

1999 [3]

Don Smidt, 1956-57-58
Jim Kubacki, 1956-57-58
Brian Banks, 1976-77-78-79

2000 [3]

Daryl Petsch, 1962-63-64
Larry Cox, 1974-75-76
Stan Cloudy, 1983-84

2001 [3]

Brian Carr, 1984-85-86-87
Rich King, 1988-89-90-91
Floyd Ebaugh, 1936-37-38

2002 [2]

Clifford Scales, 1988-89-90-91
Willard Witte, 1928-29-30

2003 [1]

Beau Reid, 1988-89-90-91

2006 [1]

Eric Piatkowski, 1991-92-93-94

2009 [2]

Erick Strickland, 1993-94-95-96
Coach Danny Nee, 1987-2000

2011 [1]

Bruce Chubick, 1991-92-93-94

2013 [1]

Tyronn Lue, 1996-97-98

NEBRASKA HALL OF FAME WHITEHEAD DISTINGUISHED ALUMNI AWARD

2003—Milton "Bus" Whitehead
2009—Rex Ekwall
2011—Albert Maxey Sr.
2013—Dave Hoppen

BUD CUCA SPECIAL MERIT AWARD

1989—Ed Childress and Bud Cuca, Lincoln
1990—Paul Schneider, Lincoln
1991—Bob Devaney, Lincoln
1992—Don Bryant, Lincoln
1993—Tony Sharpe, Lincoln
1994—George Sullivan, Lincoln
1995—Jerry Lott, Lincoln
1996—Al Papik, Lincoln
1997—Mel Worster
and Woody Varner, Lincoln
1998—Ed Kaplan, Houston, Texas
and Jerry Solomon, Lincoln
1999—Lloyd Castner, Columbus
and Dick Perry, Lincoln
2000—Larry Frederick, Lincoln
2001—George Andreas, Lincoln
2003—Jack "Butch" Lindley, Omaha
2009—Kent Pavelka, Omaha
2011—Harley and Marcia Bergmeyer, Dewitt
2013—Tom Osborne, Lincoln



Tim Miles
2012-present



Doc Sadler
2007-2012



Barry Collier
2001-2006



Danny Nee
1987-2000



Moe Iba
1981-86



Joe Cipriano
1964-80



Jerry Bush
1955-63



Harry Good
1947-54



L.F. Klein
1946



A.J. Lewandowski
1941-45



William Browne
1933-40



Charles T. Black
1927-32



Ernest Bearg
1926



W.E. Kline
1924-25



Owen A. Frank
1922-23



Paul Schlisser
1920-21



Dr. E.J. Stewart
1917-19



Sam Waugh
1916



E.O. Stiehm
1912-15



O.F. Field
1911



T.J. Hewiat
1910



R.G. Clapp
1904-09




Fred Morrell
1902



E. Berry
1901



T.P. Hewitt
1900



Frank Lehmer
1897-99

ALL-TIME ASSISTANT COACHES

| Name | Years | | |
|---------------------|--------------------|-------------------------|--------------|
| Amen, Paul | 1940-41 | Iba, Moe | 1971-80 |
| Anwar, David | 2007-2010, 2011-12 | Johnson, Ben | 2012-13 |
| Armstrong, Charles | 1938, 1942-40 | Johnson, Bill | 1996-97 |
| Baack, Tom | 1978-86 | Lewandowski, A.J. | 1938-40 |
| Bargen, Gary | 1987-95 | Lewis, Michael | 2016-present |
| Beckner, Phil | 2015-2016 | Mathews, Philip | 2007-10 |
| Benford, Tony | 2006-2008 | Mitchem, Lynn | 1987-92 |
| Broughton, Mike | 2003 | Molinari, Jim | 2014-present |
| Campbell, Dave | 2001-02 | Mouton, Kevin | 2001 |
| Carter, Tim | 1984 | Novsek, Doug | 2003-06 |
| Cipriano, Randy | 1982-86 | Porter, Lonnie | 1973-77 |
| Croft, Chris | 2010-11 | Rankin, Reggie | 2001-03 |
| Cox, Jeremy | 2011-12 | Reid, Arden | 1987-89 |
| Farley, Doug | 1985-86 | Roose, Walter | 2009-10 |
| Fisher, Morris | 1935-37 | Roth, Randy | 1997-2000 |
| Flanigan, Wes | 2010-12 | Sharpe, Tony | 1947-63 |
| Francis Jr., Jerome | 2006 | Smith, Craig | 2012-2014 |
| Gates, Bob | 1964-66 | Smith, Jeff | 1990-95 |
| Gay, Larry | 2000 | Spinelli, Scott | 2004-06 |
| Hammond, John | 1981 | Spoonhour, Charlie | 1982-83 |
| Harriman, Chris | 2012-15 | Stevens, Ed | 1967 |
| Harshman, Dave | 1978 | Stewart, Ron | 1980 |
| Harrell, Bill | 1968-69 | Webster, Tracy | 2010-11 |
| Hill, Cleo | 1999-2000 | Williams, Jimmy | 1993-99 |
| Howard, Scott | 1996-98 | Whitehead, Milton "Bus" | 1955 |
| Hughes, Rex | 1970-72 | | |
| Hunter, Kenya | 2013-present | | |

HEAD COACHING RECORDS (BY WINS)

| Coach | Season(s) | Years | Games | Won | Lost | Pct. | Conf. Titles |
|------------------|------------------|------------|--------------|--------------|--------------|-------------|-----------------|
| Danny Nee | 1987-2000 | 14 | 444 | 254 | 190 | .572 | 0 (1 B8T) |
| Joe Cipriano | 1964-80 | 17 | 450 | 253 | 197 | .562 | 0 (1 B8HT) |
| Moe Iba | 1981-86 | 6 | 177 | 106 | 71 | .599 | 0 |
| Doc Sadler | 2007-12 | 6 | 190 | 101 | 89 | .532 | 0 |
| Barry Collier | 2001-06 | 6 | 180 | 89 | 91 | .494 | 0 |
| Harry C. Good | 1947-54 | 8 | 185 | 86 | 99 | .465 | 2 |
| Jerry Bush | 1955-63 | 9 | 213 | 81 | 132 | .380 | 0 |
| William Browne | 1933-40 | 8 | 151 | 64 | 87 | .424 | 1 |
| Tim Miles | 2012-present | 4 | 130 | 63 | 67 | .485 | 0 |
| R.G. Clapp | 1904-09 | 6 | 102 | 59 | 43 | .578 | 0 |
| E.O. Stiehm | 1912-15 | 4 | 70 | 56 | 14 | .800 | 3 |
| Charles T. Black | 1927-32 | 6 | 108 | 51 | 57 | .472 | 0 |
| Paul Schlisser | 1920-21 | 2 | 42 | 37 | 5 | .881 | 0 |
| Dr. E.J. Stewart | 1917-19 | 3 | 52 | 29 | 23 | .558 | 0 |
| A.J. Lewandowski | 1941-45 | 5 | 87 | 24 | 63 | .276 | 0 |
| W.E. Kline | 1924-25 | 2 | 35 | 23 | 12 | .657 | 0 |
| Owen A. Frank | 1922-23 | 2 | 35 | 14 | 21 | .400 | 0 |
| Sam Waugh | 1916 | 1 | 14 | 13 | 1 | .929 | 1 |
| O.F. Field | 1911 | 1 | 18 | 9 | 9 | .500 | 0 |
| Ernest Bearg | 1926 | 1 | 18 | 8 | 10 | .444 | 0 |
| Frank Lehmer | 1897-99 | 3 | 10 | 7 | 3 | .700 | 0 |
| Walter Hiltner | 1903 | 1 | 12 | 7 | 5 | .583 | 0 |
| L.F. Klein | 1946 | 1 | 20 | 7 | 13 | .350 | 0 |
| T.J. Hewiat | 1910 | 1 | 16 | 6 | 10 | .375 | 0 |
| T.P. Hewitt | 1900 | 1 | 5 | 5 | 0 | 1.000 | 0 |
| Fred Morrell | 1902 | 1 | 8 | 5 | 3 | .625 | 0 |
| E. Berry | 1901 | 1 | 6 | 3 | 3 | .500 | 0 |
| Totals | 1897-2016 | 120 | 2,780 | 1,462 | 1,318 | .526 | 7 (1B8T) |



| Year | All Games | | Conference | | Conference Finish | Highlights, Notes | W | L | W | L | | | | | | | |
|-----------|-----------|----|------------|----|--------------------|-------------------------------------------------------------------------------------|---------|-------|-------|-----|---------|---------|-------|-------|-----|--------------------------------------------------------------------|-------------------------|
| | W | L | W | L | | | | | | | | | | | | | |
| 1896-97 | 2 | 0 | 0 | 0 | None |both games seven-on-seven | 16 | 9 | 10 | 4 | 1966-67 | 16 | 9 | 10 | 4 | school's second 20-win campaign, finished season ranked 11th (UPI) | |
| 1897-98 | 1 | 3 | 0 | 0 | None |all games against YMCA teams | 15 | 10 | 8 | 6 | 1967-68 | 15 | 10 | 8 | 6 |Grant Simmons, All-Big Eight | |
| 1898-99 | 4 | 0 | 0 | 0 | None |Neb. Wesleyan first collegiate foe | 12 | 14 | 5 | 9 | 1968-69 | 12 | 14 | 5 | 9 |first-ever NIT Tournament bid, | |
| 1899-1900 | 5 | 0 | 0 | 0 | None |first meeting with Kansas | 16 | 9 | 7 | 7 | 1969-70 | 16 | 9 | 7 | 7 |Stuart Lantz, All-Big Eight | |
| 1900-01 | 3 | 3 | 0 | 0 | None |win streak reaches 13 games | 18 | 8 | 8 | 6 | 1970-71 | 18 | 8 | 8 | 6 |Lantz, All-Big Eight pick | |
| 1901-02 | 5 | 3 | 0 | 0 | None | | 14 | 12 | 7 | 7 | 1971-72 | 14 | 12 | 7 | 7 |NU won Big Eight Holiday title | |
| 1902-03 | 7 | 5 | 0 | 0 | None | | 9 | 17 | 4 | 10 | 1972-73 | 9 | 17 | 4 | 10 |tie 6th, Big Eight | |
| 1903-04 | 9 | 5 | 0 | 0 | None |Wisconsin is first Big Ten foe | 14 | 12 | 7 | 7 | 1973-74 | 14 | 12 | 7 | 7 |tie 3rd, Big Eight | |
| 1904-05 | 11 | 5 | 0 | 0 | None | | 14 | 12 | 7 | 7 | 1974-75 | 14 | 12 | 7 | 7 |tie 6th, Big Eight | |
| 1905-06 | 12 | 2 | 0 | 0 | None |then-school record 12 wins | 19 | 8 | 10 | 4 | 1975-76 | 19 | 8 | 10 | 4 |tie 6th, Big Eight | |
| 1906-07 | 10 | 6 | 0 | 0 | None |NU record 74-point win vs. Crete | 15 | 14 | 7 | 7 | 1976-77 | 15 | 14 | 7 | 7 |tie 6th, Big Eight | |
| 1907-08 | 9 | 10 | 4 | 2 | 2nd, MVC |first losing season in 10 years | 22 | 8 | 9 | 5 | 1977-78 | 22 | 8 | 9 | 5 |tie 6th, Big Eight | |
| 1908-09 | 8 | 15 | 5 | 5 | 2nd, MVC |W.W. Walsh, first-team MVC | 14 | 13 | 7 | 7 | 1978-79 | 14 | 13 | 7 | 7 |tie 6th, Big Eight | |
| 1909-10 | 6 | 10 | 6 | 2 | 2nd, MVC |E.O. Perry, first-team MVC | 18 | 13 | 8 | 6 | 1979-80 | 18 | 13 | 8 | 6 |tie 6th, Big Eight | |
| 1910-11 | 9 | 9 | 6 | 6 | 2nd, MVC |J.P. Gibson, A.O. Frank, All-MVC | 15 | 12 | 9 | 5 | 1980-81 | 15 | 12 | 9 | 5 |tie 6th, Big Eight | |
| 1911-12 | 14 | 1 | 8 | 0 | 1st, MVC |Won season's final nine games | 16 | 12 | 7 | 7 | 1981-82 | 16 | 12 | 7 | 7 |tie 6th, Big Eight | |
| 1912-13 | 17 | 2 | 10 | 0 | 1st, MVC |Sam Carrier, Ross Haskell,All-MVC; Carrier, All-American | 22 | 10 | 9 | 5 | 1982-83 | 22 | 10 | 9 | 5 |tie 6th, Big Eight | |
| 1913-14 | 15 | 3 | 7 | 0 | 1st, MVC | | 18 | 12 | 7 | 7 | 1983-84 | 18 | 12 | 7 | 7 |tie 6th, Big Eight | |
| 1914-15 | 10 | 8 | 8 | 4 | 2nd, MVC |first MVC loss in four years | 16 | 14 | 5 | 9 | 1984-85 | 16 | 14 | 5 | 9 |tie 6th, Big Eight | |
| 1915-16 | 13 | 1 | 12 | 0 | 1st, MVC |perfect 12-0 in Missouri Valley | 19 | 11 | 8 | 6 | 1985-86 | 19 | 11 | 8 | 6 |tie 6th, Big Eight | |
| 1916-17 | 12 | 10 | 4 | 8 | 5th, MVC | | 21 | 12 | 7 | 7 | 1986-87 | 21 | 12 | 7 | 7 |tie 6th, Big Eight | |
| 1917-18 | 7 | 7 | 4 | 5 | 5th, MVC | | 13 | 18 | 4 | 10 | 1987-88 | 13 | 18 | 4 | 10 |tie 6th, Big Eight | |
| 1918-19 | 10 | 6 | 10 | 6 | 3rd, MVC |Carl Johnson, All-MVC pick | 17 | 16 | 4 | 10 | 1988-89 | 17 | 16 | 4 | 10 |tie 6th, Big Eight | |
| 1919-20 | 22 | 2 | 0 | 0 | None |then-NU record 22 wins stood for71 seasons, no conference affiliation | 10 | 18 | 3 | 11 | 1989-90 | 10 | 18 | 3 | 11 |tie 6th, Big Eight | |
| 1920-21 | 15 | 3 | 9 | 1 | 2nd, MVC | | 26 | 8 | 9 | 5 | 1990-91 | 26 | 8 | 9 | 5 |tie 6th, Big Eight | |
| 1921-22 | 8 | 9 | 8 | 8 | tie 4th, MVC | | 19 | 10 | 7 | 7 | 1991-92 | 19 | 10 | 7 | 7 |tie 6th, Big Eight | |
| 1922-23 | 6 | 12 | 5 | 11 | 6th, MVC | | 20 | 11 | 8 | 6 | 1992-93 | 20 | 11 | 8 | 6 |tie 6th, Big Eight | |
| 1923-24 | 11 | 7 | 10 | 6 | 3rd, MVC | | 20 | 10 | 7 | 7 | 1993-94 | 20 | 10 | 7 | 7 |tie 6th, Big Eight | |
| 1924-25 | 12 | 5 | 11 | 5 | 2nd, MVC |Orr Goodson, Mutt Volz, All-MVC | 18 | 14 | 4 | 10 | 1994-95 | 18 | 14 | 4 | 10 |tie 6th, Big Eight | |
| 1925-26 | 8 | 10 | 7 | 7 | 5th, MVC |first season in NU Coliseum | 21 | 14 | 4 | 10 | 1995-96 | 21 | 14 | 4 | 10 |tie 6th, Big Eight | |
| 1926-27 | 12 | 6 | 7 | 5 | 4th, MVC |Clark Smatha, All-MVC pick | 18 | 15 | 7 | 9 | 1996-97 | 18 | 15 | 7 | 9 |tie 6th, Big Eight | |
| 1927-28 | 7 | 11 | 7 | 11 | tie 7th, MVC |all games vs. league foes | 20 | 12 | 10 | 6 | 1997-98 | 20 | 12 | 10 | 6 |tie 6th, Big Eight | |
| 1928-29 | 11 | 5 | 5 | 5 | 3rd, Big Six |first season of play in Big Six | 11 | 19 | 4 | 12 | 1998-99 | 11 | 19 | 4 | 12 |tie 6th, Big Eight | |
| 1929-30 | 9 | 9 | 6 | 4 | 3rd, Big Six |Don Maclay, first-team All-Big Six | 2000-01 | 14 | 16 | 7 | 9 | 2000-01 | 14 | 16 | 7 | 9 |tie 6th, Big Eight |
| 1930-31 | 9 | 9 | 6 | 4 | 3rd, Big Six |Don Maclay, All-American | 2001-02 | 13 | 15 | 6 | 10 | 2001-02 | 13 | 15 | 6 | 10 |tie 6th, Big Eight |
| 1931-32 | 3 | 17 | 2 | 8 | 6th, Big Six |Steve Hokuf, first-team All-Big Six | 2002-03 | 11 | 19 | 3 | 13 | 2002-03 | 11 | 19 | 3 | 13 |tie 6th, Big Eight |
| 1932-33 | 3 | 13 | 2 | 8 | tie 5th, Big Six |Hokuf, All-Big Six, All-American | 2003-04 | 18 | 13 | 6 | 10 | 2003-04 | 18 | 13 | 6 | 10 |tie 6th, Big Eight |
| 1933-34 | 7 | 11 | 5 | 5 | 4th, Big Six | | 2004-05 | 14 | 14 | 7 | 9 | 2004-05 | 14 | 14 | 7 | 9 |tie 6th, Big Eight |
| 1934-35 | 6 | 12 | 3 | 7 | 5th, Big Six | | 2005-06 | 19 | 14 | 7 | 9 | 2005-06 | 19 | 14 | 7 | 9 |tie 6th, Big Eight |
| 1935-36 | 13 | 8 | 7 | 3 | 2nd, Big Six |George Wahlquist, All-Big Six,All-American | 2006-07 | 17 | 14 | 6 | 10 | 2006-07 | 17 | 14 | 6 | 10 |tie 6th, Big Eight |
| 1936-37 | 13 | 7 | 8 | 2 | tie 1st, Big Six |shared Big Six title,Robert Parsons, All-Big Six, All-American | 2007-08 | 20 | 13 | 7 | 9 | 2007-08 | 20 | 13 | 7 | 9 |tie 6th, Big Eight |
| 1937-38 | 9 | 11 | 4 | 6 | tie 3rd, Big Six |Parsons, All-Big Six | 2008-09 | 18 | 13 | 8 | 8 | 2008-09 | 18 | 13 | 8 | 8 |tie 6th, Big Eight |
| 1938-39 | 7 | 13 | 3 | 7 | 5th, Big Six | | 2009-10 | 15 | 18 | 2 | 14 | 2009-10 | 15 | 18 | 2 | 14 |tie 6th, Big Eight |
| 1939-40 | 6 | 12 | 2 | 8 | tie 4th, Big Six | | 2010-11 | 19 | 13 | 7 | 9 | 2010-11 | 19 | 13 | 7 | 9 |tie 6th, Big Eight |
| 1940-41 | 8 | 10 | 6 | 4 | 3rd, Big Six |Sid Held, Don Fritz, All-Big Six | 2011-12 | 12 | 19 | 4 | 14 | 2011-12 | 12 | 19 | 4 | 14 |tie 6th, Big Eight |
| 1941-42 | 6 | 13 | 4 | 6 | 4th, Big Six | | 2012-13 | 15 | 18 | 5 | 13 | 2012-13 | 15 | 18 | 5 | 13 |tie 6th, Big Eight |
| 1942-43 | 6 | 10 | 5 | 5 | tie 3rd, Big Six | | 2013-14 | 19 | 13 | 11 | 7 | 2013-14 | 19 | 13 | 11 | 7 |tie 6th, Big Eight |
| 1943-44 | 2 | 13 | 1 | 9 | tie 5th, Big Six |fewest wins in 46 seasons | 2014-15 | 13 | 18 | 5 | 13 | 2014-15 | 13 | 18 | 5 | 13 |tie 6th, Big Eight |
| 1944-45 | 2 | 17 | 1 | 9 | 6th, Big Six | | 2015-16 | 16 | 18 | 6 | 12 | 2015-16 | 16 | 18 | 6 | 12 |tie 6th, Big Eight |
| 1945-46 | 7 | 13 | 3 | 7 | tie 4th, Big Six |league Holiday tourney begins | Totals | 1,462 | 1,318 | 650 | 758 | Totals | 1,462 | 1,318 | 650 | 758 |tie 6th, Big Eight |
| 1946-47 | 10 | 14 | 3 | 7 | tie 5th, Big Six | | | | | | | | | | | |tie 6th, Big Eight |
| 1947-48 | 11 | 13 | 5 | 7 | 5th, Big Seven |first year of Big Seven | | | | | | | | | | |tie 6th, Big Eight |
| 1948-49 | 16 | 10 | 9 | 3 | tie 1st, Big Seven |NU lost in NCAA District game,Claude Retherford, Big Seven MVP | | | | | | | | | | |tie 6th, Big Eight |
| 1949-50 | 16 | 7 | 8 | 4 | tie 1st, Big Seven |Bus Whitehead, All-Big Seven | | | | | | | | | | |tie 6th, Big Eight |
| 1950-51 | 9 | 14 | 4 | 8 | 5th, Big Seven |Bus Whitehead, All-Big Seven | | | | | | | | | | |tie 6th, Big Eight |
| 1951-52 | 7 | 17 | 3 | 9 | 7th, Big Seven |tied for second straight league title | | | | | | | | | | |tie 6th, Big Eight |
| 1952-53 | 9 | 11 | 4 | 8 | 6th, Big Seven | | | | | | | | | | | |tie 6th, Big Eight |
| 1953-54 | 8 | 13 | 5 | 7 | tie 4th, Big Seven | | | | | | | | | | | |tie 6th, Big Eight |
| 1954-55 | 9 | 12 | 6 | 6 | tie 3rd, Big Seven | | | | | | | | | | | |tie 6th, Big Eight |
| 1955-56 | 7 | 16 | 3 | 9 | 6th, Big Seven |defeated Wooden-coached UCLA | | | | | | | | | | |tie 6th, Big Eight |
| 1956-57 | 11 | 12 | 5 | 7 | tie 4th, Big Seven | | | | | | | | | | | |tie 6th, Big Eight |
| 1957-58 | 10 | 13 | 5 | 7 | tie 4th, Big Seven |defeated two No. 4 teams | | | | | | | | | | |tie 6th, Big Eight |
| 1958-59 | 12 | 13 | 5 | 9 | tie 5th, Big Eight |first season of Big Eight | | | | | | | | | | |tie 6th, Big Eight |
| 1959-60 | 7 | 17 | 4 | 10 | tie 7th, Big Eight |Herschell Turner, All-Big Eight,NU's first 1,000-point scorer | | | | | | | | | | |tie 6th, Big Eight |
| 1960-61 | 10 | 14 | 4 | 10 | 6th, Big Eight | | | | | | | | | | | |tie 6th, Big Eight |
| 1961-62 | 9 | 16 | 5 | 9 | tie 5th, Big Eight | | | | | | | | | | | |tie 6th, Big Eight |
| 1962-63 | 6 | 19 | 1 | 13 | 8th, Big Eight |School-record 19 losses | | | | | | | | | | |tie 6th, Big Eight |
| 1963-64 | 7 | 18 | 5 | 9 | tie 6th, Big Eight |Joe Cipriano's first season | | | | | | | | | | |tie 6th, Big Eight |
| 1964-65 | 10 | 15 | 5 | 9 | tie 6th, Big Eight |beat No. 1 Michigan in Lincoln | | | | | | | | | | |tie 6th, Big Eight |
| 1965-66 | 20 | 5 | 12 | 2 | 2nd, Big Eight |first winning season in 15 years, | | | | | | | | | | |tie 6th, Big Eight |

school's second 20-win campaign, finished season ranked 11th (UPI)
Grant Simmons, All-Big Eight
 tie 2nd, Big Eight first-ever NIT Tournament bid,
 Stuart Lantz, All-Big Eight
 tie 3rd, Big Eight Lantz, All-Big Eight pick
 NU won Big Eight Holiday title
 tie 6th, Big Eight
 tie 3rd, Big Eight
 4th, Big Eight Marvin Stewart, All-Big Eight
 4th, Big Eight Chuck Jura, All-Big Eight
 tie 6th, Big Eight
 4th, Big Eight Jerry Fort, All-Big Eight
 4th, Big Eight Jerry Fort, All-Big Eight,
 then-school-record 40 points against Missouri
 3rd, Big Eight Jerry Fort, All-Big Eight,
 finished with then-school-record 1,882 points,
 last season in NU Coliseum
 5th, Big Eight first season in Devaney Center
 first NU-Creighton meeting in 45 years
 2nd, Big Eight NU makes 2nd NIT appearance
 Brian Banks, All-Big Eight
 5th, Big Eight
 tie 2nd, Big Eight Andre Smith, All-Big Eight
 Moe Iba, Big Eight Coach of the Year
 Smith, Big Eight POW
 tie 2nd, Big Eight Iba, Big Eight Coach of the Year
 tie 4th, Big Eight Jack Moore, All-Big Eight
 NU defeated No. 1 Missouri
 tie 3rd, Big Eight NU reached NIT semifinals
 3rd, Big Eight Second straight NIT bid,
 Dave Hoppen, All-Big Eight
 tie 5th, Big Eight Hoppen, All-Big Eight, set
 six school records
 3rd, Big Eight NU's first-ever NCAA berth,
 Hoppen, All-Big Eight, finished as
 NU's all-time leading scorer
 5th, Big Eight third place in NIT
 7th, Big Eight first losing season in 15 years
 7th, Big Eight second NIT bid in three years
 7th, Big Eight
 3rd, Big Eight School-record 26 wins, finished
 with highest-ever ranking at No. 9,
 NU-record tying 14 straight wins
 5th, Big Eight Second straight NCAA bid
 tie 2nd, Big Eight Third straight NCAA bid,
 Eric Piatkowski, All-Big Eight
 4th, Big Eight Fourth straight NCAA bid,
 second straight 20-win season,
 Big Eight Tournament champs
 Piatkowski, All-Big Eight
 7th, Big Eight NIT bid, fifth straight postseason
 7th, Big Eight NIT Champions
 7th, Big 12 School-record seventh straight
 postseason appearance (NIT)
 4th, Big 12 First NCAA berth in four years,
 Tyronn Lue, All-Big 12
 tie 5th, Big 12 Ninth straight postseason (NIT)
 Venson Hamilton, Big 12 Player of Year
 tie 8th, Big 12 Nee is NU's winningest coach
 7th, Big 12 Collier's first season with Huskers
 tie 7th, Big 12 Cochran career record 268 3-ptrs.
 12th, Big 12 tied school record for losses
 9th, Big 12 First postseason bid under Collier
 1



Nebraska's first basketball team posted a 2-0 record in 1896-97.

1896-97

Overall Record: 2-0
 Home: 2-0 Away: 0-0
 Coach: Frank Lehmer
 H 2/2 Lincoln YMCA W 11 8
 H 2/23 Lincoln YMCA W 23 14
 Season Notes: Six years after Dr. James Naismith invented the game, NU fielded its first team...Coach Frank Lehmer guided first team...both games were played seven-on-seven.

1897-98

Overall Record: 1-3
 Home: 0-3 Away: 1-0
 Coach: Frank Lehmer
 H 1/8 Lincoln YMCA L 9 15
 H 1/15 Omaha YMCA L 12 16
 H 2/1 Lincoln YMCA L 13 20
 A 2/22 Omaha YMCA W 10 9
 Season Note: After three straight losses to open season, Nebraska ended its second year of intercollegiate basketball with 10-9 win over Omaha YMCA in its first-ever road game.

1898-99

Overall Record: 4-0
 Home: 3-0 Away: 1-0
 Coach: Frank Lehmer
 H 12/13 Nebraska Wesleyan W 37 5
 H 1/17 Doane W 52 7
 H 1/20 Omaha YMCA W 21 14
 A 2/2 Nebraska Wesleyan W 57 3
 Season Notes: Second undefeated season in school history...final season for NU's first coach, Frank Lehmer...after six games in first two seasons of intercollegiate basketball against Lincoln and Omaha YMCA teams, Huskers faced first collegiate opponent in Nebraska Wesleyan.

1899-1900

Overall Record: 5-0
 Home: 5-0 Away: 0-0
 Coach: T.P. Hewitt
 H Nebraska Wesleyan W 42 9
 H Lincoln YMCA W 39 7
 H Doane W 57 3
 H Omaha YMCA W 26 14
 H 3/2 Kansas W 48 8
 Season Notes: Third and final undefeated season in school history...Kansas game at Lincoln was first-ever between Big Eight Conference schools and ranks as worst loss ever for Jayhawks... W.E. Anderson had school's first 30-point game with 34 vs. KU...Coach T.P. Hewitt's only season.

1900-01

Overall Record: 3-3
 Home: 2-1 Away: 1-2
 Coach: E. Berry
 A Omaha YMCA W 13 11
 H Lincoln YMCA W 10 8
 H Omaha YMCA W 20 12
 H Omaha YMCA L 20 28
 A Fond du Lac L 20 32
 A Stevens Point A.C. L 13 38
 Season Notes: NU opened season with three straight wins to run win streak to 13 straight, but then dropped final three games to finish .500...third consecutive .500 or better record...only season for Coach E. Berry.

1901-02

Overall Record: 5-3
 Home: 3-0 Away: 2-3
 Coach: Fred Morrell
 H 1/18 Nebraska Wesleyan W 63 14
 H 2/1 Lincoln YMCA W 32 30
 A 2/15 Minnesota L 9 52
 A 2/17 Sioux City YMCA W 42 24
 A 2/28 Haskell L 29 79
 A 3/1 Kansas W 35 29
 A 3/3 Topeka YMCA L 36 52
 H 3/22 Topeka YMCA W 27 13
 Season Notes: First and only season for Coach Fred Morrell...fourth straight .500 or better season.

1902-03

Overall Record: 7-5
 Home: 3-1 Away: 4-4
 Coach: Walter Hiltner
 H 12/18 Lincoln YMCA W 25 18
 A 1/17 Haskell L 18 25
 H 1/24 Lincoln YMCA L 24 35
 H 1/31 Kansas W 23 18
 A 2/3 Denver YMCA W 44 29
 A 2/4 Colorado College W 39 11
 A 2/5 Colorado W 28 12
 A 2/6 Greeley High W 25 15
 A 2/7 Cheyenne Business L 28 42
 H 2/20 Lincoln YMCA W 33 20
 A 3/6 Minnesota Ag. L 4 13
 A 3/7 Minnesota L 14 41
 Season Notes: In only season under Coach Walter Hiltner, Nebraska posted 7-5 record...fifth straight .500-plus campaign.

1903-04

Overall Record: 9-5
 Coach: R.G. Clapp
 (Sites and dates unavailable)
 Nebraska Wesleyan W 47 10
 Highland Park L N/A N/A
 Lincoln High W 49 26
 Nebraska Wesleyan L 31 32
 Lincoln YMCA L N/A N/A
 Lincoln YMCA W N/A N/A
 Lincoln YMCA W 31 12
 Nebraska Wesleyan W 25 9
 Omaha Christian W 35 26
 Sioux City YMCA L 14 49
 Morningside W 57 27
 Minnesota L 21 42
 Minneapolis YMCA W 15 10
 H Wisconsin W 25 22
 Season Notes: In first season under Coach R.G. Clapp, Nebraska won school-record nine games...Wisconsin was first Big Ten school to play Huskers at Lincoln.

1904-05

Overall Record: 11-5
 Coach: R.G. Clapp
 (Sites and dates unavailable)
 Nebraska Wesleyan W 32 31
 Highland Park L 34 39
 Nebraska Wesleyan W 57 23
 Omaha YMCA W 24 21
 Fort Dodge W 53 27
 Shattuck W 44 22
 Minnesota W 22 21
 Minnesota W 28 25
 Omaha YMCA L 29 30
 Baker W 49 19
 Port Washington W 47 36
 Ripon L 28 32
 Menasha W 37 19
 Lawrence W 37 24
 Lewis L 32 61
 Chicago Central L 22 59
 Season Note: Huskers won then-school-record 11 games.

1905-06

Overall Record: 12-2
 Home: 4-1 Away: 8-1
 Coach: R.G. Clapp
 H 1/13 Kansas City A.C. W 33 22
 H 1/29 Kansas City YMCA W 25 24
 H 2/3 Baker W 34 23
 H 2/12 Kansas L 17 37
 A 2/19 Kansas State W 50 14
 A 2/20 Fort Riley W 43 13
 A 2/21 Baker W 33 27
 A 2/22 Independence W 41 16
 A 2/23 Kansas City A.C. L 21 49
 A 2/25 Kansas City A.C. W 26 25
 H 3/15 Brown "B" W 57 12
 A 3/20 Bellevue W 39 27
 A 3/21 Fort Dodge W 33 23
 A 3/22 Shattuck W 59 23
 Season Note: Nebraska won then-school-record 12 games with just two losses.

1906-07

Overall Record: 10-6
 Home: 5-0 Away: 5-6
 Coach: R.G. Clapp
 A 1/4 Crete W 82 8
 A 1/11 Nebraska Wesleyan W 38 26
 H 1/26 Central City W 40 9
 H 1/28 Iowa W 25 17
 H 2/9 Kansas W 32 19
 A 2/14 Fort Dodge W 34 22
 A 2/15 Minnesota L 19 20
 A 2/16 Minnesota L 18 20
 A 2/18 Hudson W 26 25
 A 2/19 Marshfield (Co. A) W 33 16
 A 2/20 Portage (Co. F) L 23 27

A 2/21 Wisconsin L 31 35
 A 2/22 Iowa L 29 32
 A 2/23 Grinnell L 21 27
 H 3/1 Denver W 40 13
 H 3/25 Nebraska Wesleyan W 59 11
 Season Notes: Nebraska posted ninth straight .500 or better record, third consecutive under Coach R.G. Clapp...74-point margin of victory over Crete (82-8) is largest in school history.

1907-08

Overall Record: 9-10
 Conference: 4-2 in Missouri Valley (2nd)
 Home: 3-3 (2-2) Away: 6-7 (2-0)
 Coach: R.G. Clapp
 A 12/18 Nebraska Wesleyan W 33 19
 H 1/11 Muscatine L 21 39
 A 1/15 Kansas State W 36 18
 A 1/16 Washburn W 26 25
 A 1/17 Kansas W 20 17
 A 1/18 Kansas W 23 21
 H 1/23 Highland Park W 51 23
 H 1/31 Missouri W 41 30
 H 2/1 Missouri W 43 31
 H 2/21 Kansas L 26 28
 H 2/22 Kansas L 25 28
 A 2/28 Minnesota L 12 43
 A 2/29 Minnesota L 10 32
 A 3/2 Portage L 16 39
 A 3/3 Wisconsin L 4 43
 A 3/4 DePaul W 25 18
 A 3/5 Morrison L 19 23
 A 3/6 Iowa L 26 39
 A 3/7 Grinnell L 14 37
 Season Notes: First season as member of Missouri Valley Conference...Huskers won MVC North Division title with 4-2 record, but because of scheduling difficulties, did not play a game against a team in own division... Husker Wilbur Wood was nation's second black college basketball player at a predominately white institution... Jumbo Stiehm, who would later become NU's football and basketball coach, scored 24 points in Wisconsin's 43-4 victory at Madison...second sub-.500 record in school history.

1908-09

Overall Record: 8-15
 Conference: 5-5 in Missouri Valley (2nd)
 Home: 5-5 (4-0) Away: 3-10 (1-5)
 Coach: R.G. Clapp
 H 12/12 Cotner W 28 24
 H 12/17 Lincoln YMCA L 16 34
 A 1/7 Kansas State W 36 31
 A 1/8 Kansas L 13 48
 A 1/9 Kansas L 17 36
 H 1/15 Iowa State W 42 20
 H 1/16 Iowa State W 40 21
 H 1/22 Drake W 39 30
 H 1/23 Drake W 34 12
 H 1/30 Kansas L 13 18
 H 2/1 Missouri L 24 26
 A 2/5 Minnesota L 17 24
 A 2/6 Minnesota L 21 39
 A 2/8 Iowa State L 16 22
 A 2/9 Iowa State W 31 17
 A 2/10 Drake L 12 34
 A 2/11 Drake L 15 25
 H 2/19 Minnesota L 26 28
 H 2/20 Minnesota L 20 29
 KC 3/4 Kansas L 22 28
 KC 3/5 Kansas L 15 24
 KC 3/6 Kansas W 32 29
 A 3/8 Nebraska Wesleyan L 32 62
 Season Notes: For second straight year, Nebraska captured MVC Northern Division title...Kansas took two of three games against Cornhuskers in playoff at Kansas City, Mo., and won conference title...W.W. Walsh earned first-team All-MVC honors, first NU player ever honored... Coach R.G. Clapp retired after six seasons.



1909-10

Overall Record: 6-10
 Conference: 6-2 in Missouri Valley (2nd)
 Home: 4-3 (4-0) Away: 2-7 (2-2)
 Coach: T.J. Hewiat

| | | | | | |
|---|------|--------------|---|----|----|
| A | 1/6 | Kansas State | L | 16 | 27 |
| A | 1/7 | Kansas | L | 17 | 32 |
| A | 1/8 | Kansas | L | 16 | 40 |
| H | 1/21 | Iowa State | W | 24 | 21 |
| H | 1/22 | Iowa State | W | 29 | 26 |
| H | 1/28 | Drake | W | 40 | 14 |
| H | 1/29 | Drake | W | 27 | 6 |
| A | 2/8 | Drake | W | 20 | 16 |
| A | 2/10 | Drake | W | 22 | 13 |
| A | 2/11 | Iowa State | L | 23 | 34 |
| A | 2/12 | Iowa State | L | 17 | 18 |
| H | 2/14 | Kansas State | L | 17 | 28 |
| A | 2/18 | Minnesota | L | 14 | 33 |
| A | 2/19 | Minnesota | L | 9 | 27 |
| H | 2/26 | Kansas | L | 20 | 40 |
| H | 2/27 | Kansas | L | 13 | 40 |

Season Notes: In only season under Coach T.J. Hewiat, Nebraska finished 6-10...Huskers won MVC North Division title for third straight year, but Kansas had better division record than NU and was declared conference champion...E.O. Perry was first-team All-Missouri Valley Conference pick.

1910-11

Overall Record: 9-9
 Conference: 6-6 in Missouri Valley (2nd)
 Home: 6-3 (4-2) Away: 3-6 (2-4)
 Coach: O.F. Field

| | | | | | |
|---|------|-------------------|---|----|----|
| H | 1/7 | Cotner | L | 17 | 35 |
| H | 1/14 | Nebraska Wesleyan | W | 42 | 26 |
| H | 1/20 | Iowa State | W | 41 | 20 |
| H | 1/21 | Iowa State | L | 31 | 33 |
| A | 1/26 | Morningside | W | 23 | 19 |
| A | 1/27 | Minnesota | L | 10 | 25 |
| A | 1/28 | Minnesota | L | 15 | 40 |
| H | 2/4 | South Dakota | W | 30 | 25 |
| A | 2/6 | Iowa State | L | 27 | 31 |
| A | 2/7 | Iowa State | W | 22 | 19 |
| A | 2/8 | Missouri | L | 26 | 39 |
| A | 2/9 | Missouri (OT) | L | 36 | 37 |
| A | 2/10 | Kansas | W | 15 | 11 |
| A | 2/11 | Kansas | L | 12 | 37 |
| H | 2/24 | Kansas | W | 38 | 28 |
| H | 2/25 | Kansas | W | 34 | 24 |
| H | 2/26 | Missouri | W | 30 | 23 |
| H | 2/27 | Missouri | L | 20 | 23 |

Season Notes: NU finished second in Missouri Valley Conference, three games behind Kansas...J.P. Gibson and O.A. Frank earned first-team All-Missouri Valley Conference honors...NU's first-ever overtime game.

1911-12

Overall Record: 14-1
 Conference: 8-0 in Missouri Valley (1st)
 Home: 6-0 (4-0) Away: 8-1 (4-0)
 Coach: E.O. "Jumbo" Stiehm

| | | | | | |
|---|------|--------------|---|----|----|
| H | 1/12 | Drake | W | 42 | 24 |
| H | 1/13 | Drake | W | 35 | 13 |
| A | 1/18 | Kansas State | W | 26 | 25 |
| A | 1/19 | Kansas | W | 30 | 27 |
| A | 1/20 | Kansas | W | 30 | 26 |
| A | 1/26 | Minnesota | L | 15 | 40 |
| A | 1/27 | Morningside | W | 62 | 10 |
| H | 2/2 | Iowa State | W | 33 | 12 |
| H | 2/3 | Iowa State | W | 40 | 14 |
| A | 2/21 | Drake | W | 33 | 15 |
| A | 2/22 | Drake | W | 46 | 14 |
| A | 2/23 | Iowa State | W | 31 | 21 |
| A | 2/24 | Iowa State | W | 31 | 12 |
| H | 3/1 | Kansas | W | 49 | 21 |
| H | 3/2 | Kansas | W | 29 | 28 |

Season Notes: Huskers claimed MVC North Division crown with 8-0 record...after 25-point loss at Minnesota in sixth game of season, Nebraska won final nine games...in first season as Husker mentor, Stiehm made history by becoming first coach in conference history to win football and basketball titles in the same academic year...he repeated the feat a year later.

1912-13

Overall Record: 17-2
 Conference: 10-0 in Missouri Valley (1st)
 Home: 10-0 (5-0) Away: 7-2 (5-0)
 Coach: E.O. "Jumbo" Stiehm

| | | | | | |
|---|------|-------------------|---|----|----|
| H | 1/11 | Cotner | W | 29 | 18 |
| H | 1/17 | Omaha X | W | 46 | 13 |
| H | 1/18 | Nebraska Wesleyan | W | 39 | 26 |
| A | 1/23 | St. Joseph's | W | 25 | 11 |
| A | 1/24 | Sacred Heart | W | 31 | 9 |
| A | 1/25 | Minnesota | L | 11 | 20 |
| H | 1/31 | Drake | W | 32 | 7 |
| H | 2/1 | Drake | W | 24 | 15 |
| A | 2/7 | Nebraska Wesleyan | W | 27 | 20 |
| H | 2/15 | Kansas State | W | 27 | 16 |
| A | 2/19 | Drake | W | 21 | 4 |
| A | 2/20 | Drake | W | 25 | 11 |
| A | 2/21 | Iowa State | W | 29 | 12 |
| A | 2/22 | Iowa State | W | 16 | 10 |
| H | 2/28 | Iowa State | W | 28 | 8 |
| H | 3/1 | Iowa State | W | 24 | 12 |
| H | 3/10 | Kansas | W | 40 | 25 |
| A | 3/11 | Kansas | W | 18 | 16 |
| N | 3/12 | Kansas* | L | 24 | 30 |

*Manhattan, Kan.
 Season Notes: Huskers won North Division title with 10-0 record, recognized as league champion...dropped playoff game to South Division champ Kansas, 30-24, at

Manhattan, Kan...Ross Haskell and Sam Carrier were first-team All-Missouri Valley Conference selections; Carrier also earned All-America honors.

1913-14

Overall Record: 15-3 Conference: 7-0 in Missouri Valley (1st)
 Home: 7-2 (4-0) Away: 8-1 (3-0)
 Coach: E.O. "Jumbo" Stiehm

| | | | | | |
|---|------|-------------------|---|----|----|
| H | 1/10 | Omaha X | W | 44 | 22 |
| H | 1/17 | Cotner | W | 56 | 11 |
| H | 1/23 | Nebraska Wesleyan | W | 29 | 20 |
| H | 1/24 | Nebraska Wesleyan | L | 18 | 24 |
| A | 2/5 | St. Joseph's | W | 48 | 11 |
| A | 2/6 | Minnesota | W | 21 | 16 |
| A | 2/7 | Minnesota | W | 14 | 9 |
| A | 2/9 | Fort Dodge Co. G. | W | 38 | 22 |
| H | 2/13 | Drake | W | 32 | 20 |
| H | 2/14 | Drake | W | 31 | 10 |
| A | 2/17 | Omaha Alumni | W | 40 | 19 |
| A | 2/18 | Simpson | L | 21 | 22 |
| A | 2/19 | Drake | W | 36 | 17 |
| A | 2/20 | Iowa State | W | 15 | 9 |
| A | 2/21 | Iowa State | W | 16 | 3 |
| H | 2/27 | Iowa State | W | 24 | 16 |
| H | 2/28 | Iowa State | W | 41 | 13 |
| H | 3/5 | Wesleyan Auto | L | 19 | 31 |

Season Notes: Nebraska captured Missouri Valley Conference North Division crown with 7-0 record...squad was known as "Point a Minute" team, because it was reported to be so fast it took a movie camera to catch it.

1914-15

Overall Record: 10-8
 Conference: 8-4 in Missouri Valley (2nd)
 Home: 3-2 (3-1) Away: 7-6 (5-3)
 Coach: E.O. "Jumbo" Stiehm

| | | | | | |
|---|------|--------------------|---|----|----|
| A | 1/6 | Ft. Dodge (Co. G.) | L | 18 | 23 |
| A | 1/7 | Hamline | W | 20 | 9 |
| A | 1/8 | Minnesota | L | 18 | 22 |
| A | 1/9 | Minnesota | L | 9 | 23 |
| H | 1/15 | Iowa State | W | 32 | 15 |
| H | 1/16 | Iowa State | W | 25 | 12 |
| A | 1/20 | Kansas State | W | 26 | 19 |
| A | 1/21 | Kansas State | W | 26 | 20 |
| A | 1/22 | Kansas | L | 18 | 43 |
| A | 1/23 | Kansas | L | 23 | 30 |
| A | 2/5 | Nebraska Wesleyan | W | 13 | 9 |
| A | 2/10 | Drake | W | 14 | 5 |
| A | 2/11 | Drake | W | 23 | 14 |
| A | 2/12 | Iowa State | W | 24 | 12 |
| A | 2/13 | Iowa State | L | 11 | 25 |
| H | 2/19 | Drake | L | 19 | 20 |
| H | 2/20 | Drake | W | 27 | 11 |
| H | 3/3 | Nebraska Wesleyan | L | 15 | 39 |

Season Notes: Huskers finished second in Missouri Valley Conference race, three games back of first-place Kansas...final season for Coach E.O. Stiehm.

1915-16

Overall Record: 13-1
 Conference: 12-0 in Missouri Valley (1st)
 Home: 8-0 (8-0) Away: 5-1 (4-0)
 Coach: Sam Waugh

| | | | | | |
|---|------|-------------------|---|----|----|
| H | 1/14 | Kansas | W | 34 | 33 |
| H | 1/15 | Kansas | W | 40 | 27 |
| H | 1/21 | Drake | W | 41 | 12 |
| H | 1/22 | Drake | W | 44 | 16 |
| A | 1/30 | Burgess-Nash | W | 24 | 20 |
| H | 2/4 | Iowa State | W | 35 | 21 |
| H | 2/5 | Iowa State | W | 31 | 14 |
| H | 2/11 | Kansas State | W | 21 | 20 |
| H | 2/12 | Kansas State | W | 26 | 25 |
| A | 2/18 | Nebraska Wesleyan | L | 19 | 23 |
| A | 2/23 | Drake | W | 34 | 24 |
| A | 2/24 | Drake | W | 40 | 15 |
| A | 2/25 | Iowa State | W | 23 | 14 |
| A | 2/26 | Iowa State | W | 29 | 17 |

Season Notes: Huskers won Missouri Valley Conference title with 12-0 record; finished 13-1 in only season under direction of Coach Sam Waugh...lone loss was 23-19 decision to cross-town rival Nebraska Wesleyan.

1916-17

Overall Record: 12-10
 Conference: 4-8 in Missouri Valley (5th)
 Coach: Dr. E.J. Stewart
 (Some sites and dates unavailable)

| | | | |
|--------------------|---|----|----|
| Simpson | W | 20 | 13 |
| Cotner | W | 42 | 10 |
| Grinnell | L | 9 | 22 |
| St. Joseph's | W | 21 | 11 |
| St. Thomas (Minn.) | W | 23 | 8 |
| Hamline | W | 15 | 8 |
| Brandeis (Omaha) | W | 29 | 11 |
| York College | W | 23 | 14 |
| Nebraska Wesleyan | W | 27 | 14 |
| H 2/9 Missouri | L | 16 | 18 |
| H 2/10 Missouri | L | 7 | 18 |
| A Kansas State | L | 13 | 45 |
| A Kansas State | L | 10 | 34 |
| A 2/16 Kansas | W | 21 | 19 |
| A 2/17 Kansas | L | 10 | 30 |
| A 2/22 Iowa State | L | 7 | 19 |
| A 2/23 Iowa State | L | 17 | 24 |
| Drake | W | 23 | 13 |
| Drake | W | 26 | 18 |
| Nebraska Wesleyan | L | 15 | 18 |
| H 3/9 Iowa State | L | 22 | 24 |
| H 3/10 Iowa State | W | 24 | 21 |

Season Note: First season on sideline for Coach E.J. Stewart.

1917-18

Overall Record: 7-7
 Conference: 4-5 in Missouri Valley (5th)
 Home: 3-3 (1-1) Away: 4-4 (3-4)
 Coach: Dr. E.J. Stewart

| | | | | |
|----------------|-------------------|----|----|----|
| H | Camp Funston | L | 14 | 43 |
| H | Fort Dodge | W | 19 | 16 |
| H | Fort Dodge | L | 14 | 21 |
| A | Washington (Mo.) | L | 17 | 44 |
| A 2/8 Missouri | L | 9 | 22 | |
| A 2/9 Missouri | L | 8 | 16 | |
| H 2/15 Kansas | W | 24 | 23 | |
| H 2/16 Kansas | L | 25 | 31 | |
| A | Nebraska Wesleyan | W | 18 | 10 |
| H | Nebraska Wesleyan | W | 24 | 14 |
| A | Drake | W | 32 | 10 |
| A | Drake | W | 21 | 14 |
| A | Kansas State | W | 31 | 23 |
| A | Kansas State | L | 16 | 26 |


Season Note: Eighth straight .500 or better record.

1918-19

Overall Record: 10-6
 Conference: 10-6 in Missouri Valley (3rd)
 Home: 6-3 (6-3) Away: 4-3 (4-3)
 Coach: Dr. E.J. Stewart

| | | | | | |
|---|------|------------------|---|----|----|
| A | 1/22 | Drake | W | 34 | 13 |
| A | 1/23 | Grinnell | W | 24 | 14 |
| A | 1/24 | Grinnell | L | 15 | 16 |
| A | 1/25 | Drake | W | 24 | 14 |
| H | 1/30 | Drake | L | 15 | 22 |
| H | 2/1 | Drake | W | 19 | 9 |
| H | 2/7 | Washington (Mo.) | W | 35 | 25 |
| H | 2/8 | Washington (Mo.) | W | 28 | 13 |
| H | 2/14 | Missouri | W | 28 | 26 |
| H | 2/15 | Missouri | W | 21 | 14 |
| A | 3/5 | Kansas | L | 17 | 31 |
| A | 3/6 | Kansas | W | 29 | 24 |
| H | 3/8 | Kansas State | L | 32 | 34 |
| A | 3/9 | Kansas State | L | 21 | 30 |
| H | 3/12 | Grinnell | W | 27 | 15 |
| H | 3/13 | Grinnell | L | 21 | 22 |

Season Notes: NU finished third in Missouri Valley Conference race...Carl Jackson was first-team all-conference pick, first for Huskers in six seasons...final season for Coach E.J. Stewart.



The 1911-12 team captured the school's first Missouri Valley Conference title.



GRANT HALL: 1897-1926



NEBRASKA COLISEUM: 1927-1976



BOB DEVANEY SPORTS CENTER: 1976-2013



PINNACLE BANK ARENA: 2013-PRESENT

1919-20

Overall Record: 22-2
Conference: No conference affiliation
Home: 11-1 Away: 11-1
Coach: Paul Schlisser

| | | | | | |
|---|-------|---------------------|---|----|----|
| H | 12/17 | Morningside | W | 37 | 14 |
| H | 12/18 | Morningside | W | 39 | 9 |
| H | 1/9 | Omaha Athletic Club | W | 51 | 10 |
| H | 1/10 | Omaha Athletic Club | W | 26 | 23 |
| A | 1/13 | Hastings | W | 47 | 9 |
| A | 1/14 | Colorado College | W | 32 | 19 |
| A | 1/15 | Colorado College | L | 23 | 25 |
| A | 1/16 | Colorado | W | 27 | 16 |
| A | 1/17 | Colorado | W | 24 | 17 |
| H | 1/23 | South Dakota | W | 41 | 12 |
| H | 1/24 | South Dakota | W | 33 | 12 |
| H | 2/5 | Indiana | L | 20 | 24 |
| H | 2/6 | Indiana | W | 38 | 18 |
| H | 2/13 | Michigan State | W | 43 | 26 |
| H | 2/14 | Michigan State | W | 39 | 20 |
| A | 2/20 | Notre Dame | W | 25 | 18 |
| H | 2/21 | Notre Dame | W | 31 | 15 |
| A | 2/24 | Morningside | W | 44 | 12 |
| A | 2/25 | Morningside | W | 50 | 13 |
| A | 2/26 | Knox (OT) | W | 31 | 24 |
| A | 2/27 | Valparaiso | W | 30 | 17 |
| A | 2/28 | Valparaiso | W | 35 | 20 |
| H | 3/5 | Colorado College | W | 23 | 9 |
| H | 3/6 | Colorado College | W | 33 | 12 |

Season Notes: Playing without a conference affiliation for first time since 1906-07 season, Nebraska finished with first 20-win season ever (22 victories)...fewest losses for NU since 1915-16 season...22 wins would stand as school record until 1990-91 campaign...first season on Husker sideline for Coach Paul Schlisser.

1920-21

Overall Record: 15-3
Conference: 9-1 in Missouri Valley (2nd)
Home: 10-1 (6-0) Away: 5-2 (3-1)
Coach: Paul Schlisser

| | | | | | |
|---|------|-------------------|---|----|----|
| A | 1/1 | Illinois | W | 30 | 25 |
| A | 1/3 | Illinois | L | 24 | 26 |
| A | 1/4 | Illinois Wesleyan | W | 32 | 1 |
| H | 1/14 | Grinnell | W | 31 | 10 |
| H | 1/15 | Grinnell | W | 28 | 15 |
| H | 1/21 | South Dakota | W | 39 | 13 |
| H | 1/31 | Oklahoma | W | 34 | 20 |
| H | 2/1 | Oklahoma | W | 28 | 15 |
| A | 2/9 | Iowa State | L | 30 | 38 |
| A | 2/10 | Iowa State | W | 32 | 23 |
| A | 2/11 | Grinnell | W | 31 | 16 |
| A | 2/12 | Grinnell | W | 29 | 22 |
| H | 2/18 | Notre Dame | W | 25 | 18 |
| H | 2/19 | Notre Dame | W | 39 | 21 |
| H | 2/25 | Colgate | L | 15 | 21 |
| H | 2/26 | Colgate | W | 24 | 15 |
| H | 3/4 | Iowa State | W | 33 | 16 |
| H | 3/5 | Iowa State | W | 37 | 11 |

Season Notes: Nebraska finished second in the conference race with 9-1 mark...final season for Coach Paul Schlisser.

1921-22

Overall Record: 8-9
Conference: 8-8 in Missouri Valley (t-4th)
Home: 4-4 (4-4) Away: 4-5 (4-4)
Coach: Owen A. Frank

| | | | | | |
|---|------|------------------|---|----|----|
| A | 1/4 | Wisconsin | L | 14 | 27 |
| H | 1/7 | Washington (Mo.) | W | 31 | 23 |
| A | 1/9 | Iowa State | W | 21 | 14 |
| H | 1/13 | Missouri | L | 31 | 46 |
| H | 1/14 | Grinnell | W | 27 | 17 |
| H | 1/19 | Kansas | L | 15 | 25 |
| A | 1/27 | Oklahoma | L | 21 | 29 |
| H | 2/4 | Iowa State | L | 7 | 26 |
| A | 2/7 | Grinnell | W | 28 | 25 |
| A | 2/14 | Kansas State | W | 25 | 24 |
| A | 2/18 | Drake | L | 32 | 34 |
| H | 2/22 | Oklahoma | W | 39 | 34 |
| A | 2/24 | Missouri | L | 16 | 55 |
| A | 2/25 | Washington (Mo.) | W | 33 | 32 |

| | | | | | |
|---|------|--------------|---|----|----|
| H | 2/28 | Drake | L | 15 | 29 |
| H | 3/3 | Kansas State | W | 21 | 13 |
| A | 3/6 | Kansas | L | 18 | 41 |

Season Note: In first season under Coach Owen A. Frank, Nebraska finished 8-9 overall, 8-8 in MVC.

1922-23

Overall Record: 6-12
Conference: 5-11 in Missouri Valley (6th)
Home: 2-7 (1-7) Away: 4-5 (4-4)
Coach: Owen A. Frank

| | | | | | |
|---|------|-------------------|---|----|----|
| A | 1/5 | Kansas | L | 20 | 30 |
| A | 1/6 | Kansas State | W | 21 | 15 |
| H | 1/10 | Drake | L | 18 | 30 |
| H | 1/22 | Oklahoma | W | 25 | 19 |
| H | 1/22 | Missouri | L | 18 | 33 |
| A | 1/25 | Drake | L | 25 | 36 |
| A | 1/26 | Iowa State | W | 21 | 15 |
| A | 1/27 | Grinnell | W | 20 | 13 |
| H | 2/1 | Grinnell | L | 17 | 32 |
| H | 2/3 | Iowa State | L | 17 | 21 |
| A | 2/12 | Oklahoma | L | 25 | 31 |
| H | 2/12 | Kansas | L | 15 | 36 |
| H | 2/12 | Kansas State | L | 14 | 17 |
| H | 2/24 | Washington (Mo.) | L | 32 | 34 |
| A | 2/24 | Missouri | L | 22 | 39 |
| A | 2/24 | Washington (Mo.) | W | 24 | 22 |
| H | 2/24 | Nebraska Wesleyan | W | 24 | 22 |
| A | 2/24 | Creighton | L | 24 | 46 |

Season Note: Final season for Coach Owen A. Frank.

1923-24

Overall Record: 11-7
Conference: 10-6 in Missouri Valley (3rd)
Home: 8-2 (7-2) Away: 3-5 (3-4)
Coach: W.E. Kline

| | | | | | |
|---|------|------------------|---|----|----|
| A | 1/5 | Kansas City A.C. | L | 18 | 27 |
| H | 1/5 | Missouri | W | 24 | 18 |
| H | 1/18 | Oklahoma | W | 35 | 21 |
| H | 1/18 | Kansas State | W | 27 | 14 |
| A | 1/17 | Kansas State | L | 23 | 26 |
| A | 1/18 | Kansas | L | 18 | 19 |
| A | 1/18 | Oklahoma | L | 20 | 32 |
| H | 1/26 | Kansas | L | 10 | 13 |
| H | 2/1 | Creighton | W | 25 | 21 |
| A | 2/8 | Drake | L | 15 | 19 |
| A | 2/8 | Grinnell | W | 32 | 19 |
| A | 2/8 | Missouri | W | 31 | 11 |
| A | 2/9 | Washington (Mo.) | W | 32 | 18 |
| H | 2/9 | Grinnell | W | 32 | 18 |
| H | 2/9 | Washington (Mo.) | W | 38 | 17 |
| A | 2/27 | Iowa State | W | 18 | 16 |
| H | 3/3 | Iowa State | W | 27 | 14 |
| H | 3/3 | Drake | L | 12 | 25 |

Season Note: Nebraska finished 11-7 in Coach W.E. Kline's rookie season.

1924-25

Overall Record: 12-5
Conference: 11-5 in Missouri Valley (2nd)
Home: 6-2 (6-2) Away: 6-3 (5-3)
Coach: W.E. Kline

| | | | | | |
|---|------|------------------|---|----|----|
| A | 1/9 | Kansas State | W | 23 | 11 |
| A | 1/10 | Oklahoma | W | 23 | 18 |
| H | 1/17 | Drake | W | 20 | 8 |
| H | 1/31 | Kansas | L | 20 | 25 |
| H | 2/7 | Oklahoma | W | 31 | 17 |
| H | 2/9 | Grinnell | W | 35 | 27 |
| H | 2/13 | Kansas State | W | 32 | 20 |
| A | 2/17 | Kansas | L | 20 | 28 |
| A | 2/20 | Washington (Mo.) | W | 24 | 20 |
| A | 2/21 | Missouri | W | 25 | 20 |
| H | 2/24 | Iowa State | W | 37 | 17 |
| H | 2/27 | Missouri | W | 24 | 21 |
| A | 2/28 | Creighton | W | 15 | 11 |
| A | 3/2 | Drake | L | 10 | 18 |
| A | 3/3 | Grinnell | L | 21 | 36 |
| A | 3/4 | Iowa State | W | 28 | 13 |
| H | 3/5 | Washington (Mo.) | L | 16 | 36 |

Season Notes: In second and final season under Coach W.E. Kline, Huskers finished second to Kansas in Missouri Valley.



Valley Conference race...Or Goodson and Mutt Volt were first-team all-conference picks, first time a Husker player had been so honored since 1918-19 season; first time two NU players landed spot on first unit since 1912-13.

1925-26

Overall Record: 8-10

Conference: 7-7 in Missouri Valley (5th)

Home: 4-5 (4-3) Away: 4-5 (3-4)

Coach: Ernest Bearg

| | | | | |
|---------|------------------|---|----|----|
| H 12/18 | South Dakota | L | 19 | 20 |
| A 1/2 | Kansas City A.C. | L | 20 | 36 |
| A 1/9 | Creighton | W | 20 | 15 |
| H 1/16 | Grinnell | W | 24 | 14 |
| H 1/23 | Iowa State | W | 18 | 13 |
| A 1/30 | Grinnell | W | 39 | 18 |
| A 2/1 | Iowa State | W | 27 | 12 |
| A 2/2 | Drake | W | 23 | 21 |
| H 2/6 | Kansas | L | 14 | 25 |
| A 2/9 | Kansas State | L | 26 | 41 |
| H 2/15 | Creighton | L | 11 | 15 |
| H 2/16 | Kansas State | L | 21 | 28 |
| H 2/19 | Missouri | L | 24 | 26 |
| H 2/20 | Washington (Mo.) | W | 26 | 20 |
| A 2/27 | Kansas | L | 17 | 30 |
| H 3/1 | Drake | W | 22 | 21 |
| A 3/5 | Missouri | L | 22 | 24 |
| A 3/6 | Washington (Mo.) | L | 14 | 22 |

Season Notes: In only season under Coach Ernest Bearg, Huskers finished 8-10...after playing in Grant Hall since 1897, NU dropped first-ever game in NU Coliseum to Kansas, 25-14.

1926-27

Overall Record: 12-6

Conference: 7-5 in Missouri Valley (4th)

Home: 7-2 (4-2) Away: 5-4 (3-3)

Coach: Charles T. Black

| | | | | |
|--------|------------------|---|----|----|
| A | Hillyard's | L | 20 | 36 |
| A | Kansas State | L | 23 | 34 |
| A | Washington (Mo.) | W | 37 | 20 |
| A 1/15 | Missouri | W | 35 | 23 |
| A 1/19 | Kansas | W | 27 | 24 |
| H | Drake | L | 34 | 35 |
| H 1/29 | Iowa State | W | 35 | 19 |
| A | Oklahoma | W | 37 | 29 |
| A | Oklahoma State | L | 24 | 27 |
| H | Grinnell | W | 30 | 22 |
| H | Kansas State | W | 26 | 24 |
| H 2/14 | Missouri | W | 27 | 22 |
| H | Oklahoma | W | 36 | 26 |
| H | Washington (Mo.) | W | 41 | 24 |
| H 2/26 | Kansas | L | 25 | 34 |
| H | Oklahoma State | W | 35 | 25 |
| A 3/3 | Iowa State | L | 24 | 26 |
| A 3/4 | Drake | W | 46 | 32 |

Season Notes: In first season under Coach Charles T. Black, a former Kansas All-American, Huskers finished 12-6 and 7-5 in Missouri Valley, good for fourth place...Clark Smatha earned first-team All-Missouri Valley Conference honors.

1927-28

Overall Record: 7-11

Conference: 7-11 in Missouri Valley (7th)

Home: 5-4 (5-4) Away: 2-7 (2-7)

Coach: Charles T. Black

| | | | | |
|---------|------------------|---|----|----|
| A 12/16 | Washington (Mo.) | L | 27 | 28 |
| A 12/17 | Missouri | L | 15 | 36 |
| H 1/7 | Missouri | W | 36 | 26 |
| H 1/9 | Washington (Mo.) | L | 19 | 30 |
| A 1/14 | Drake | L | 28 | 32 |
| H 1/21 | Kansas State | L | 24 | 29 |
| H 1/28 | Iowa State | W | 37 | 26 |
| H 2/4 | Oklahoma State | L | 21 | 32 |
| A 2/9 | Iowa State | W | 32 | 26 |
| A 2/10 | Grinnell | W | 35 | 22 |
| H 2/14 | Drake | W | 34 | 27 |
| A 2/17 | Kansas | L | 27 | 33 |
| A 2/18 | Kansas State | L | 22 | 28 |

| | | | | |
|--------|----------------|---|----|----|
| H 2/24 | Kansas | W | 32 | 28 |
| H 2/25 | Oklahoma | L | 36 | 38 |
| H 2/28 | Grinnell | W | 35 | 16 |
| A 3/3 | Oklahoma | L | 28 | 43 |
| A 3/5 | Oklahoma State | L | 43 | 47 |

Season Notes: Entire schedule was played against conference opponents...NU was 7-9 with two games left, but lost bid for .500 with losses at Oklahoma and Oklahoma State to end season.

1928-29

Overall Record: 11-5

Conference: 5-5 in Big Six (3rd)

Home: 6-2 (3-2) Away: 5-3 (2-3)

Coach: Charles T. Black

| | | | | |
|---------|------------------|---|----|----|
| H 12/20 | South Dakota | W | 36 | 25 |
| A 1/4 | Colorado College | W | 32 | 24 |
| A 1/5 | Colorado College | W | 48 | 26 |
| H 1/12 | Missouri | L | 25 | 30 |
| H 1/15 | South Dakota | W | 46 | 28 |
| H 1/19 | Kansas | W | 30 | 29 |
| A 1/24 | Kansas State | L | 21 | 30 |
| A 1/26 | Oklahoma | L | 20 | 29 |
| H 2/2 | Iowa State | W | 45 | 39 |
| A 2/7 | Kansas | W | 37 | 31 |
| H 2/11 | Oklahoma | L | 34 | 39 |
| H 2/16 | Drake | W | 37 | 24 |
| A 2/22 | Iowa State | L | 33 | 37 |
| A 2/23 | Drake | W | 33 | 26 |
| A 2/25 | Missouri | W | 39 | 33 |
| H 3/2 | Kansas State | W | 62 | 45 |

Season Notes: After being affiliated with the Missouri Valley Conference since 1907-08, Nebraska, Missouri, Kansas, Kansas State, Iowa State and Oklahoma formed the Big Six...second winning season in three years for Coach Charles T. Black.

1929-30

Overall Record: 9-9

Conference: 6-4 in Big Six (3rd)

Home: 6-3 (3-2) Away: 3-6 (3-2)

Coach: Charles T. Black

| | | | | |
|---------|--------------------|---|----|----|
| A 12/28 | Saint Louis | L | 27 | 37 |
| A 12/30 | Butler | L | 26 | 38 |
| A 1/2 | West Virginia | L | 19 | 45 |
| A 1/4 | Pittsburgh | L | 27 | 34 |
| A 1/10 | Kansas State | W | 41 | 39 |
| H 1/11 | Montana State | L | 30 | 61 |
| H 1/14 | South Dakota State | W | 29 | 27 |
| A 1/18 | Missouri | L | 21 | 27 |
| A 1/20 | Oklahoma | W | 35 | 20 |
| A 1/22 | Iowa State | W | 32 | 22 |
| H 1/25 | Iowa | W | 41 | 26 |
| H 2/1 | Kansas State | L | 42 | 46 |
| A 2/8 | Oklahoma | W | 47 | 37 |
| A 2/10 | Kansas | L | 20 | 27 |
| H 2/12 | Saint Louis | W | 45 | 43 |
| H 2/15 | Missouri | W | 34 | 31 |
| H 2/22 | Iowa State | W | 52 | 50 |
| H 3/1 | Kansas | L | 35 | 36 |

Season Notes: Nebraska led Big Six in scoring at 34.9 points per game...Don Maclay was first-team All-Big Six center...NU finished two games back of league champion Missouri.

1930-31

Overall Record: 9-9

Conference: 6-4 in Big Six (2nd)

Home: 5-4 (3-2) Away: 4-5 (3-2)

Coach: Charles T. Black

| | | | | |
|---------|---------------|---|----|----|
| A 12/13 | South Dakota | W | 18 | 17 |
| H 12/19 | Pittsburgh | L | 22 | 23 |
| A 12/27 | Washington | L | 38 | 41 |
| A 12/29 | Washington | L | 24 | 27 |
| A 12/30 | Washington | L | 32 | 38 |
| H 1/5 | Brigham Young | L | 44 | 55 |
| H 1/10 | Missouri | W | 42 | 32 |
| A 1/17 | Oklahoma | W | 36 | 30 |
| A 1/19 | Kansas (OT) | W | 31 | 30 |
| H 1/24 | Drake | W | 30 | 25 |
| H 1/31 | Iowa State | W | 31 | 19 |

| | | | | |
|--------|--------------|---|----|----|
| H 2/2 | Butler | W | 32 | 14 |
| A 2/7 | Missouri | L | 20 | 33 |
| A 2/9 | Kansas State | W | 37 | 31 |
| H 2/14 | Kansas | L | 29 | 34 |
| A 2/16 | Iowa State | L | 28 | 42 |
| H 2/24 | Kansas State | L | 30 | 32 |
| H 2/28 | Oklahoma | W | 41 | 30 |

Season Notes: Nebraska's second-place finish in Big Six race was its best since 1924-25 campaign...Huskers finished one game back of first-place Kansas...center Don Maclay earned All-America honors...Steve Hokuf earned first-team All-Big Six honors as a guard.

1931-32

Overall Record: 13-17

Conference: 2-8 in Big Six (6th)

Home: 1-9 (1-4) Away: 2-8 (1-4)

Coach: Charles T. Black

| | | | | |
|---------|--------------------|---|----|----|
| H 12/12 | South Dakota | L | 36 | 41 |
| H 12/17 | Brigham Young | L | 27 | 31 |
| A 12/19 | Iowa | L | 29 | 34 |
| A 12/28 | Wisconsin-Superior | L | 34 | 36 |
| A 12/29 | Minnesota | L | 24 | 32 |
| H 1/4 | Carleton | L | 30 | 40 |
| A 1/8 | Iowa State | W | 28 | 24 |
| A 1/9 | Drake | W | 33 | 19 |
| H 1/12 | Kansas | L | 31 | 34 |
| A 1/16 | Missouri | L | 18 | 30 |
| A 1/18 | Kansas State | L | 20 | 32 |
| H 1/23 | Oklahoma | L | 34 | 37 |
| H 2/1 | Iowa State | L | 32 | 33 |
| H 2/6 | Kansas State | W | 32 | 26 |
| H 2/10 | Saint Louis | L | 28 | 31 |
| A 2/13 | Oklahoma | L | 32 | 46 |
| A 2/15 | Kansas | L | 19 | 51 |
| H 2/26 | Missouri | L | 28 | 32 |
| A 3/4 | Creighton | L | 18 | 47 |
| H 3/7 | Creighton | L | 26 | 28 |

Season Notes: Three wins were fewest for Huskers since 1900-01 season...last year of NU-Creighton series until 1977-78 campaign...final season for Coach Charles T. Black.

1932-33

Overall Record: 3-13

Conference: 2-8 in Big Six (t-5th)

Home: 2-7 (1-4) Away: 1-6 (1-4)

Coach: William H. Browne

| | | | | |
|---------|--------------|---|----|----|
| H 12/16 | Arkansas | L | 24 | 41 |
| A 12/22 | Carleton | L | 19 | 23 |
| A 12/23 | Minnesota | L | 25 | 27 |
| H 1/2 | Minnesota | L | 22 | 32 |
| H 1/3 | Stanford | L | 17 | 21 |
| A 1/6 | Kansas | L | 29 | 32 |
| A 1/7 | Missouri | L | 33 | 37 |
| H 1/14 | Kansas State | W | 31 | 25 |
| H 1/30 | Iowa State | L | 25 | 30 |
| H 2/4 | Kansas | L | 20 | 34 |
| A 2/11 | Oklahoma | L | 35 | 39 |
| A 2/13 | Kansas State | L | 30 | 36 |
| H 2/18 | South Dakota | W | 34 | 25 |
| H 2/25 | Missouri | L | 31 | 39 |
| A 2/28 | Iowa State | W | 43 | 16 |
| H 3/4 | Oklahoma | L | 27 | 38 |

Season Notes: Huskers finished with three wins for second consecutive season...debut for Coach William H. Browne...Steve Hokuf was first-team All-Big Six pick and earned All-America honors.

1933-34

Overall Record: 7-11

Conference: 5-5 in Big Six (4th)

Home: 5-2 (4-1) Away: 2-9 (1-4)

Coach: William H. Browne

| | | | | |
|---------|--------------------|---|----|----|
| A 12/20 | Marquette | L | 22 | 25 |
| A 12/21 | Northwestern | L | 22 | 35 |
| A 12/22 | DePaul | L | 13 | 33 |
| A 12/29 | North Dakota | L | 22 | 50 |
| A 12/30 | North Dakota State | W | 32 | 29 |
| A 1/1 | Minnesota | L | 16 | 32 |
| A 1/5 | Iowa State (OT) | W | 37 | 31 |

| | | | | |
|--------|--------------|---|----|----|
| H 1/9 | Kansas | W | 24 | 21 |
| A 1/13 | Missouri | L | 26 | 36 |
| A 1/15 | Kansas State | L | 24 | 25 |
| H 1/20 | Wyoming | L | 24 | 33 |
| H 1/27 | Oklahoma | L | 36 | 44 |
| H 2/3 | Kansas State | W | 38 | 31 |
| H 2/9 | Missouri | W | 34 | 27 |
| A 2/17 | Oklahoma | L | 23 | 53 |
| A 2/19 | Kansas | L | 24 | 25 |
| H 2/24 | Iowa State | W | 26 | 21 |
| H 3/3 | Saint Louis | W | 29 | 25 |

Season Note: Nebraska lost four straight to open the season, then went 7-7 over last 14 games.

1934-35

Overall Record: 6-12

Conference: 3-7 in Big Six (5th)

Home: 6-4 (3-2) Away: 0-8 (0-5)

Coach: William H. Browne

| | | | | |
|---------|--------------|---|----|----|
| A 12/15 | Wyoming | L | 23 | 26 |
| H 12/20 | Iowa | L | 24 | 31 |
| H 12/22 | North Dakota | W | 34 | 21 |
| H 12/29 | Minnesota | W | 26 | 24 |
| H 1/2 | Stanford | L | 31 | 34 |
| A 1/4 | Millikin | L | 35 | 36 |
| A 1/5 | Saint Louis | L | 28 | 30 |
| H 1/12 | Iowa State | W | 32 | 31 |
| A 1/19 | Missouri | L | 31 | 32 |
| A 1/21 | Kansas State | L | 41 | 47 |
| H 1/26 | Denver | W | 34 | 22 |
| H 2/4 | Missouri | L | 21 | 23 |
| A 2/9 | Oklahoma | L | 32 | 38 |
| A 2/11 | Kansas | L | 21 | 32 |
| H 2/15 | Kansas | L | 24 | 32 |
| H 2/18 | Oklahoma | W | 32 | 24 |
| A 2/23 | Iowa State | L | 14 | 22 |
| H 3/2 | Kansas State | W | 28 | 21 |

Season Note: NU won Big Six opener, then dropped six straight in conference play and finished with fourth consecutive losing record.

1935-36


Overall Record: 13-8

Conference: 7-3 in Big Six (2nd)

Home: 7-1 (4-1) Away: 6-7 (3-2)

Coach: William H. Browne

| | | | | |
|---------|-----------------|---|----|----|
| H 12/17 | Brigham Young | W | 53 | 34 |
| A 12/20 | Minnesota | W | 41 | 24 |
| A 12/27 | Wyoming | W | 46 | 42 |
| A 12/28 | Brigham Young | L | 39 | 46 |
| A 12/30 | Utah | W | 48 | 47 |
| A 1/3 | Santa Clara | L | 48 | 61 |
| A 1/4 | Stanford | L | 39 | 42 |
| A 1/7 | Denver | L | 35 | 45 |
| H 1/10 | Missouri | W | 31 | 26 |
| H 1/13 | Wyoming | W | 31 | 22 |
| A 1/18 | Oklahoma | W | 40 | 33 |
| A 1/20 | Kansas | L | 23 | 45 |
| A 1/25 | Iowa State (OT) | L | 40 | 41 |
| H 2/1 | Kansas State | W | 43 | 30 |
| H 2/3 | South Dakota | W | 48 | 27 |
| A 2/8 | Missouri | W | 43 | 33 |
| A 2/10 | Kansas State | W | 40 | 32 |
| H 2/15 | Iowa State | W | 49 | 20 |
| H 2/24 | Oklahoma | W | 55 | 28 |



Elmer Dohrmann is the all-time leading letterwinner at Nebraska, earning 11 letters, including three each in football, basketball and baseball and two in track. He played basketball at Nebraska from 1936 to 1938, helping the Huskers to a conference title in 1936-37.

1936-37

Overall Record: 13-7
Conference: 8-2 in Big Six (t-1st)
Home: 7-1 (4-1) Away: 6-6 (4-1)
Coach: William H. Browne

| | | | | | |
|---|-------|-------------------|---|----|----|
| A | 12/11 | South Dakota | L | 31 | 33 |
| H | 12/19 | Montana | W | 53 | 39 |
| H | 12/21 | Minnesota | W | 29 | 24 |
| H | 12/22 | Ohio State | W | 32 | 23 |
| A | 12/26 | Loyola (Ill.) | L | 35 | 53 |
| A | 12/28 | Western Reserve | W | 41 | 35 |
| A | 12/29 | Canisius | L | 34 | 39 |
| A | 12/30 | St. Thomas (Pa.) | W | 42 | 41 |
| A | 1/1 | Temple | L | 27 | 43 |
| A | 1/2 | George Washington | L | 22 | 41 |
| A | 1/9 | Missouri | W | 31 | 22 |
| H | 1/16 | Iowa State | W | 45 | 33 |
| H | 1/18 | Oklahoma | L | 31 | 34 |
| A | 1/30 | Kansas State | W | 41 | 38 |
| A | 2/2 | Kansas | L | 22 | 27 |
| A | 2/12 | Oklahoma | W | 33 | 29 |
| H | 2/15 | Kansas State | W | 40 | 37 |
| H | 2/19 | Missouri | W | 50 | 21 |
| H | 2/27 | Kansas | W | 37 | 32 |
| A | 3/3 | Iowa State | W | 48 | 31 |

Season Notes: Nebraska closed season with five straight wins to earn a share of Big Six title for first time since 1915-16...Robert Parsons was first-team All-Big Six pick and earned All-America honors...NU had consecutive double-digit win total for first time in more than a decade.

1937-38

Overall Record: 9-11
Conference: 4-6 in Big Six (t-3rd)
Home: 7-3 (3-2) Away: 2-8 (1-4)
Coach: William H. Browne

| | | | | | |
|---|-------|--------------|---|----|----|
| A | 12/11 | Ohio State | L | 31 | 42 |
| H | 12/17 | South Dakota | W | 44 | 28 |
| A | 12/20 | Minnesota | L | 28 | 33 |
| A | 12/23 | Indiana | L | 42 | 43 |
| A | 12/28 | Detroit | L | 33 | 34 |
| A | 12/30 | Bradley | L | 30 | 50 |
| A | 1/1 | Niagara | W | 43 | 37 |
| H | 1/7 | California | W | 38 | 32 |
| H | 1/10 | Colorado | W | 29 | 18 |

| | | | | | |
|---|------|---------------|---|----|----|
| H | 1/14 | Missouri | L | 18 | 27 |
| H | 1/22 | Kansas State | W | 46 | 32 |
| A | 1/29 | Iowa State | W | 35 | 32 |
| A | 2/2 | Kansas | L | 33 | 48 |
| A | 2/5 | Oklahoma | L | 48 | 50 |
| H | 2/9 | Oklahoma | W | 52 | 42 |
| A | 2/12 | Missouri | L | 30 | 38 |
| H | 2/14 | Iowa State | W | 50 | 23 |
| H | 2/19 | Loyola (Ill.) | W | 39 | 38 |
| A | 2/21 | Kansas State | L | 29 | 41 |
| H | 2/26 | Kansas | L | 47 | 50 |

Season Note: Robert Parsons was first-team All-Big Six pick for second straight season.

1938-39

Overall Record: 7-13
Conference: 3-7 in Big Six (5th)
Home: 5-5 (3-2) Away: 2-8 (0-5)
Coach: William H. Browne

| | | | | | |
|---|-------|--------------|---|----|----|
| H | 12/10 | South Dakota | W | 44 | 30 |
| H | 12/17 | Bradley | L | 24 | 39 |
| H | 12/21 | Minnesota | L | 37 | 66 |
| H | 12/23 | Wyoming | W | 38 | 30 |
| A | 12/26 | California | W | 46 | 43 |
| A | 12/27 | California | L | 30 | 58 |
| A | 12/29 | UCLA | W | 35 | 30 |
| A | 12/30 | UCLA | L | 40 | 42 |
| A | 1/3 | Stanford | L | 47 | 56 |
| H | 1/14 | Kansas | W | 48 | 37 |
| A | 1/17 | Kansas State | L | 38 | 43 |
| A | 1/21 | Missouri | L | 41 | 54 |
| A | 1/28 | Oklahoma | L | 39 | 56 |
| H | 1/30 | Iowa State | W | 51 | 44 |
| H | 2/8 | Kansas State | W | 42 | 34 |
| A | 2/14 | Kansas | L | 46 | 49 |
| H | 2/18 | Missouri | L | 36 | 46 |
| H | 2/24 | DePaul | L | 33 | 37 |
| A | 2/27 | Iowa State | L | 28 | 41 |
| H | 3/4 | Oklahoma | L | 45 | 53 |

Season Notes: NU ended season with five straight losses; recorded second consecutive losing season...Oklahoma, a team that swept the Huskers, represented the Big Six in first NCAA Tournament.

1939-40

Overall Record: 6-12
Conference: 2-8 in Big Six (t-4th)
Home: 5-6 (2-3) Away: 1-6 (0-5)
Coach: William H. Browne

| | | | | | |
|---|-------|--------------|---|----|----|
| H | 12/9 | South Dakota | W | 39 | 15 |
| H | 12/15 | Indiana | L | 39 | 49 |
| H | 12/20 | Stanford | W | 48 | 47 |
| A | 12/23 | Minnesota | L | 37 | 61 |
| H | 12/27 | Utah | L | 40 | 63 |
| A | 12/30 | Wisconsin | W | 53 | 43 |
| H | 1/2 | Detroit | L | 46 | 47 |
| H | 1/6 | California | W | 46 | 32 |
| H | 1/8 | Iowa State | W | 44 | 28 |
| A | 1/13 | Missouri | L | 33 | 46 |
| A | 1/19 | Kansas State | L | 25 | 32 |
| A | 1/23 | Kansas | L | 24 | 40 |
| H | 1/27 | Oklahoma | L | 41 | 56 |
| H | 2/3 | Missouri | L | 40 | 41 |
| A | 2/9 | Oklahoma | L | 28 | 45 |
| H | 2/13 | Kansas State | W | 61 | 28 |
| A | 2/17 | Iowa State | L | 33 | 40 |
| H | 2/24 | Kansas | L | 41 | 48 |

Season Notes: Nebraska dropped eight of last nine games to spoil Coach W.H. Browne's final season...Huskers dropped 10-point decision to eventual national champion Indiana at Lincoln in second game of season.

1940-41

Overall Record: 8-10
Conference: 6-4 in Big Six (3rd)
Home: 5-4 (3-2) Away: 3-6 (3-2)
Coach: A.J. Lewandowski

| | | | | | |
|---|-------|--------------|---|----|----|
| A | 12/6 | South Dakota | L | 39 | 40 |
| H | 12/14 | Marquette | W | 35 | 20 |
| H | 12/18 | Kentucky | W | 40 | 39 |
| H | 12/21 | Minnesota | L | 36 | 43 |
| A | 12/26 | California | L | 24 | 30 |
| A | 12/27 | Stanford | L | 46 | 57 |
| A | 12/30 | Oregon State | L | 38 | 61 |
| H | 1/4 | Wisconsin | L | 31 | 46 |
| H | 1/7 | Kansas State | W | 33 | 23 |
| H | 1/10 | Oklahoma | L | 29 | 40 |
| A | 1/17 | Kansas State | L | 32 | 35 |
| H | 1/20 | Missouri | W | 40 | 29 |
| A | 1/25 | Iowa State | W | 38 | 35 |
| H | 2/1 | Iowa State | W | 41 | 36 |
| A | 2/10 | Kansas | L | 38 | 44 |
| A | 2/15 | Missouri | W | 38 | 36 |
| A | 2/22 | Oklahoma | W | 43 | 42 |
| H | 3/1 | Kansas | L | 53 | 55 |

Season Notes: Two-point loss to Kansas in season finale kept Nebraska from .500 record for first time since 1936-37 season...Sid Held and Don Fritz earned first-team All-Big Six honors...first season of five-year tenure for Coach A.J. Lewandowski...for second straight year, NU lost game to eventual national champion (Wisconsin) in non-league play.

1941-42

Overall Record: 6-13
Conference: 4-6 in Big Six (4th)
Home: 4-4 (3-2) Away: 2-9 (1-4)
Coach: A.J. Lewandowski

| | | | | | |
|---|-------|--------------|---|----|----|
| H | 12/12 | South Dakota | W | 48 | 28 |
| A | 12/15 | Indiana | L | 29 | 56 |
| A | 12/16 | Kentucky | L | 27 | 42 |
| H | 12/20 | UCLA | L | 36 | 42 |
| H | 12/22 | Oregon | L | 42 | 49 |
| A | 12/27 | Minnesota | L | 32 | 56 |
| A | 12/29 | Detroit | L | 29 | 33 |
| A | 12/30 | Iowa | W | 41 | 34 |
| H | 1/6 | Kansas State | W | 44 | 38 |
| H | 1/12 | Missouri | W | 51 | 45 |
| A | 1/17 | Kansas State | L | 32 | 51 |
| H | 1/24 | Great Lakes | L | 40 | 50 |
| A | 1/31 | Iowa State | L | 33 | 39 |
| A | 2/2 | Kansas State | L | 35 | 38 |
| H | 2/7 | Iowa State | W | 39 | 31 |
| A | 2/14 | Kansas | L | 30 | 58 |
| A | 2/16 | Oklahoma | L | 29 | 37 |
| H | 2/21 | Oklahoma | L | 41 | 46 |

A 2/28 Missouri..... W 41 40
Season Note: After 2-0 Big Six start, NU lost four straight and seven of last nine games to finish with sub-.500 record for fifth straight season.

1942-43

Overall Record: 6-10
Conference: 5-5 in Big Six (t-3rd)
Home: 4-4 (3-2) Away: 2-6 (2-3)
Coach: A.J. Lewandowski

| | | | | | |
|----|-------|-------------------|---|----|----|
| A | 12/7 | South Dakota | L | 30 | 40 |
| A | 12/12 | Illinois | L | 27 | 69 |
| H | 12/19 | Iowa | W | 52 | 43 |
| H | 12/30 | Indiana | L | 39 | 40 |
| A | 1/5 | Kansas State | W | 41 | 32 |
| A | 1/16 | Missouri | W | 39 | 36 |
| A | 1/18 | Iowa State | L | 38 | 50 |
| H | 1/21 | Gardner Naval | L | 37 | 52 |
| H | 1/30 | Oklahoma | L | 32 | 56 |
| KC | 2/6 | Gardner Naval | L | 37 | 43 |
| H | 2/13 | Kansas | L | 24 | 56 |
| H | 2/17 | Kansas State (OT) | W | 50 | 47 |
| H | 2/20 | Missouri | W | 56 | 50 |
| A | 2/23 | Kansas | L | 33 | 52 |
| H | 2/27 | Iowa State | W | 51 | 36 |
| A | 3/1 | Oklahoma | L | 48 | 65 |

Season Notes: Huskers swept Missouri third straight season...also swept Kansas State for first time in seven seasons.

1943-44

Overall Record: 2-13 Conference: 1-9 in Big Six (t-5th)
Home: 2-5 (1-4) Away: 0-8 (0-5)
Coach: A.J. Lewandowski

| | | | | | |
|---|-------|---------------|---|----|----|
| A | 12/10 | Iowa | L | 33 | 50 |
| A | 12/11 | DePaul | L | 15 | 55 |
| A | 12/13 | Minnesota | L | 21 | 40 |
| H | 12/18 | South Dakota | W | 41 | 31 |
| A | 1/8 | Iowa State | L | 24 | 56 |
| A | 1/15 | Kansas | L | 27 | 51 |
| A | 1/17 | Oklahoma | L | 35 | 45 |
| H | 1/22 | Minnesota | L | 32 | 45 |
| H | 2/1 | Kansas State | W | 54 | 47 |
| H | 2/5 | Missouri (OT) | L | 32 | 36 |
| A | 2/12 | Missouri | L | 29 | 44 |
| A | 2/14 | Iowa State | L | 35 | 58 |
| H | 2/19 | Kansas | L | 47 | 56 |
| H | 2/26 | Oklahoma | L | 32 | 43 |
| A | 2/29 | Kansas State | L | 37 | 40 |

Season Notes: Fewest wins in season for Huskers since 1897-98 campaign...Nebraska failed to win road game for first time in eight years.


1944-45

Overall Record: 2-17 Conference: 1-9 in Big Six (6th)
Home: 2-7 (1-4) Away: 0-10 (0-5)
Coach: A.J. Lewandowski

| | | | | | |
|----|-------|--------------------|---|----|----|
| H | 12/16 | Iowa | L | 45 | 61 |
| H | 12/22 | Minnesota | L | 54 | 55 |
| KC | 12/23 | Kansas State | L | 46 | 49 |
| H | 12/27 | Pentathlon | W | 54 | 40 |
| A | 12/29 | Illinois | L | 39 | 71 |
| A | 12/30 | Indiana | L | 42 | 65 |
| H | 1/3 | Oklahoma | L | 37 | 44 |
| A | 1/8 | Iowa State | L | 38 | 50 |
| A | 1/12 | Kansas | L | 33 | 48 |
| A | 1/13 | Oklahoma* | L | 45 | 48 |
| A | 1/15 | NATTC** | L | 34 | 57 |
| A | 1/20 | Kansas State | L | 48 | 70 |
| H | 1/30 | Navy Pre-Flight | L | 42 | 62 |
| H | 2/3 | Missouri | L | 41 | 47 |
| H | 2/10 | Kansas | W | 59 | 45 |
| A | 2/17 | Missouri (2OT) | L | 54 | 55 |
| A | 2/19 | Iowa State | L | 45 | 47 |
| A | 2/20 | Navy Pre-Flight*** | L | 41 | 55 |
| H | 2/24 | Kansas State | L | 47 | 55 |

*at Oklahoma City, Okla.; **at Norman, Okla.; ***at Iowa City, Iowa

Season Notes: Final season for Coach A.J. Lewandowski...Huskers lost 10 straight from Dec. 27 through Feb. 3, ended streak with 14-point homecourt win over Kansas, then lost final four games of season.



Before starring with the New York Yankees, Bob Cerv lettered for the NU cagers from 1947 to 1950, one of seven athletes in NU history to earn eight or more monograms.

1945-46

Overall Record: 7-13
 Conference: 3-7 in Big Six (t-4th)
 Home: 5-4 (2-3) Away: 2-9 (1-4)
 Coach: L.F. Klein

| | | | | |
|----------|--------------------|---|----|----|
| A 12/8 | Minnesota | L | 30 | 55 |
| H 12/11 | South Dakota | W | 52 | 29 |
| KC 12/14 | Missouri | L | 54 | 63 |
| KC 12/15 | Kansas State | W | 62 | 47 |
| A 12/17 | Iowa | L | 35 | 61 |
| H 12/20 | Illinois | L | 51 | 62 |
| H 12/28 | Oregon State | W | 48 | 40 |
| A 12/29 | Bradley | L | 33 | 53 |
| A 12/31 | Marquette | L | 36 | 49 |
| H 1/2 | Kansas State | W | 44 | 37 |
| A 1/7 | Oklahoma | L | 48 | 70 |
| H 1/11 | Kansas | L | 45 | 56 |
| A 1/14 | Iowa State | L | 39 | 57 |
| A 1/18 | Missouri | W | 44 | 42 |
| H 2/1 | South Dakota State | W | 52 | 50 |
| H 2/8 | Iowa State | L | 45 | 57 |
| H 2/11 | Oklahoma | L | 44 | 51 |
| A 2/15 | Kansas | L | 30 | 72 |
| H 2/25 | Missouri | W | 42 | 39 |
| A 2/28 | Kansas State | L | 49 | 54 |

Season Note: L.F. Klein replaced A.J. Lewandowski as NU head coach and guided Huskers to 7-13 record in only season on bench.

1946-47

Overall Record: 10-14
 Conference: 3-7 in Big Six (t-5th)
 Home: 7-4 (3-2) Away: 3-10 (0-5)
 Coach: Harry Good

| | | | | |
|--------|--------------|---|----|----|
| H 12/4 | South Dakota | W | 68 | 37 |
| H 12/7 | Ottumwa Navy | W | 65 | 45 |
| H 12/9 | Drake | W | 48 | 44 |

Big Six Holiday Tournament

| | | | | |
|----------|---------------------|---|----|----|
| KC 12/12 | Arkansas | L | 46 | 57 |
| KC 12/13 | Iowa State | W | 54 | 51 |
| KC 12/14 | Oklahoma | L | 52 | 63 |
| H 12/17 | St. Mary's (Calif.) | L | 54 | 58 |
| H 12/23 | Minnesota | L | 58 | 66 |

| | | | | |
|---------|--------------------|---|----|----|
| A 12/28 | Illinois | L | 37 | 72 |
| A 12/30 | Louisville | L | 53 | 68 |
| A 12/31 | Western Kentucky | L | 56 | 74 |
| A 1/4 | Kansas State | L | 54 | 63 |
| H 1/6 | Oklahoma | W | 44 | 41 |
| H 1/14 | Kansas | W | 48 | 46 |
| A 1/18 | Missouri | L | 41 | 47 |
| A 1/20 | Iowa State | L | 44 | 61 |
| A 1/31 | Drake | W | 65 | 44 |
| A 2/1 | Ottumwa Navy | W | 72 | 53 |
| H 2/4 | South Dakota State | W | 53 | 34 |
| H 2/10 | Iowa State | L | 54 | 56 |
| A 2/15 | Kansas | L | 37 | 69 |
| A 2/17 | Oklahoma | L | 49 | 63 |
| H 2/22 | Missouri | L | 49 | 60 |
| H 2/27 | Kansas State | W | 54 | 50 |

Season Notes: NU was 9-10 with five games to go, but lost four of last five games to end 10-14...Harry Good became the NU head coach after several seasons at the University of Indiana...first year of league-sponsored Holiday Tournament at Kansas City, Mo., an event that lasted through 1978-79.

1947-48

Overall Record: 11-13
 Conference: 5-7 in Big Seven (5th)
 Home: 6-4 (3-3) Away: 5-9 (2-4)
 Coach: Harry Good

| | | | | |
|---------|--------------|---|----|----|
| H 12/8 | Purdue | L | 56 | 60 |
| A 12/13 | Minnesota | L | 59 | 63 |
| H 12/16 | South Dakota | W | 65 | 38 |

Big Seven Holiday Tournament

| | | | | |
|----------|-------------------|---|----|----|
| KC 12/18 | Missouri | W | 46 | 44 |
| KC 12/19 | Oklahoma State | L | 46 | 47 |
| KC 12/20 | Kansas (OT) | L | 60 | 64 |
| H 12/23 | Colorado State | W | 67 | 47 |
| A 12/27 | Stanford* | W | 51 | 47 |
| A 12/29 | San Jose State | L | 38 | 39 |
| A 12/30 | Nevada-Reno | L | 58 | 63 |
| A 1/2 | Northern Colorado | W | 58 | 54 |
| A 1/6 | Iowa State | L | 44 | 55 |
| H 1/12 | Missouri | L | 54 | 66 |
| A 1/17 | Colorado | W | 59 | 55 |

| | | | | |
|--------|--------------------|---|----|----|
| H 1/31 | Kansas State | L | 45 | 64 |
| H 2/3 | South Dakota State | W | 66 | 56 |
| A 2/7 | Kansas | W | 61 | 57 |
| A 2/9 | Oklahoma | L | 57 | 79 |
| A 2/14 | Missouri | L | 41 | 47 |
| H 2/21 | Iowa State | W | 62 | 57 |
| H 2/25 | Colorado | W | 58 | 53 |
| A 2/27 | Kansas State | L | 49 | 56 |
| H 3/1 | Oklahoma | L | 74 | 81 |
| H 3/6 | Kansas | W | 70 | 64 |

*San Francisco, Calif.
 Season Notes: Claude Retherford led team in scoring, tallied school single-season record 244 points...Huskers were 10-11 going into final three games of season and had shot at first winning season since 1935-36, but dropped two of those games for 11th straight losing season...Colorado joined Big Six and the league changed its name to the Big Seven...NU led Big Seven in scoring at 55.9 points per game for all games.

1948-49

Overall Record: 16-10
 Conference: 9-3 in Big Seven (t-1st)
 Home: 9-2 (5-1) Away: 7-8 (4-2)
 Coach: Harry Good

| | | | | |
|---------|-------------------|---|----|----|
| H 12/1 | NW Missouri State | W | 59 | 39 |
| H 12/6 | Minnesota | L | 52 | 61 |
| H 12/11 | Northern Iowa | W | 63 | 52 |
| A 12/17 | Purdue | L | 47 | 64 |
| A 12/18 | Cincinnati | L | 46 | 64 |
| A 12/20 | Duquesne | L | 49 | 55 |
| A 12/21 | Western Reserve | W | 83 | 80 |

Big Seven Holiday Tournament

| | | | | |
|----------|------------------|---|----|----|
| KC 12/28 | Kansas State | L | 34 | 48 |
| KC 12/29 | Missouri | L | 50 | 52 |
| KC 12/30 | Harvard | W | 56 | 54 |
| H 1/8 | Kansas | W | 52 | 34 |
| H 1/11 | Washington (Mo.) | W | 48 | 45 |
| H 1/15 | Iowa State | W | 71 | 50 |
| H 1/29 | South Dakota | W | 72 | 50 |
| H 1/31 | Kansas State | W | 70 | 48 |
| H 2/5 | Colorado | W | 45 | 43 |
| A 2/12 | Kansas | W | 49 | 39 |
| A 2/14 | Oklahoma | L | 45 | 47 |
| A 2/19 | Iowa State | W | 44 | 41 |
| H 2/21 | Missouri | W | 47 | 46 |
| A 2/26 | Colorado | W | 56 | 45 |
| A 3/1 | Kansas State | L | 28 | 53 |
| H 3/5 | Oklahoma | L | 49 | 56 |
| A 3/7 | Missouri | W | 52 | 48 |

Big Seven Playoff
 KC 3/14 Oklahoma W 57 56
 NCAA District Tournament
 KC 3/16 Oklahoma State (2) L 35 52
 Season Notes: Cornhuskers tied Oklahoma for first-place in league, beat Sooners in league playoff for spot in NCAA District Tournament...first NU title on hardwood since 1936-37 season...Claude Retherford led team in scoring for third straight year, finished with then-school single-season record 311 points...Retherford was first-team All-Big Seven pick, led conference in scoring for league games-only at 12.4 points per game and was conference MVP...Bus Whitehead also earned first-team all-conference honors...for second straight year, NU led league in scoring with 52.3 average.

1949-50

Overall Record: 16-7
 Conference: 8-4 in Big Seven (t-1st)
 Home: 12-1 (5-1) Away: 4-6 (3-3)
 Coach: Harry Good

| | | | | |
|---------|--------------------|---|----|----|
| H 12/3 | South Dakota State | W | 61 | 32 |
| H 12/7 | NW Missouri State | W | 58 | 39 |
| A 12/12 | Bradley (1) | L | 54 | 64 |
| H 12/14 | Northern Iowa | W | 60 | 54 |
| H 12/17 | Baylor | W | 69 | 55 |
| H 12/19 | Northern Colorado | W | 63 | 43 |
| H 12/23 | Idaho | W | 66 | 45 |

Big Seven Holiday Tournament

| | | | | |
|----------|-----------------|---|----|----|
| KC 12/28 | Colorado | L | 57 | 67 |
| KC 12/29 | Michigan | L | 65 | 67 |
| KC 12/30 | Iowa State (OT) | W | 85 | 67 |

| | | | | |
|--------|-----------------------|---|----|----|
| H 1/2 | South Dakota | W | 47 | 40 |
| H 1/10 | Kansas | W | 57 | 56 |
| H 1/14 | Iowa State | W | 64 | 46 |
| A 1/16 | Colorado | L | 59 | 72 |
| H 1/30 | Kansas State (OT, 12) | W | 65 | 63 |
| H 2/6 | Missouri | W | 50 | 41 |
| A 2/11 | Kansas | L | 36 | 49 |
| A 2/13 | Oklahoma | W | 57 | 55 |
| H 2/18 | Colorado | W | 59 | 49 |
| A 2/20 | Missouri | W | 55 | 48 |
| A 2/25 | Iowa State (OT) | W | 56 | 54 |
| H 3/4 | 16/Oklahoma | L | 48 | 64 |
| A 3/11 | Kansas State (14) | L | 60 | 63 |

Season Notes: Nebraska tied Kansas and Kansas State for Big Seven title; second straight year Huskers earned share of conference crown...NU went into final regular-season game with chance to win crown outright, but dropped three-point decision at Kansas State, forced to settle for tie with Jayhawks and Wildcats...Huskers finished seventh in Big Seven Holiday tournament, but opened league play 4-1, then after 13-point loss at Kansas, rebounded to win four straight before losing back-to-back games to end season...Bus Whitehead was first-team All-Big Seven performer, led Cornhuskers in scoring and tallied their single-season record 360 points...NU made first-ever appearance in AP poll at No. 16 the week of Feb. 28.

1950-51

Overall Record: 9-14 Conference:
 4-8 in Big Seven (5th)
 Home: 7-2 (4-2) Away: 2-12 (0-6)
 Coach: Harry Good

| | | | | |
|---------|-------------------|---|----|----|
| A 12/2 | Minnesota | L | 41 | 55 |
| H 12/4 | NW Missouri State | W | 61 | 39 |
| A 12/8 | Washington | L | 49 | 54 |
| A 12/9 | Washington | L | 53 | 71 |
| A 12/11 | California* | L | 59 | 62 |
| A 12/12 | Santa Clara | W | 53 | 38 |
| H 12/19 | Northern Iowa | W | 63 | 55 |

Big Seven Holiday Tournament

| | | | | |
|----------|------------------|---|----|----|
| KC 12/28 | Missouri (9) | W | 54 | 52 |
| KC 12/29 | Kansas State | L | 53 | 72 |
| KC 12/30 | Kansas (10) | L | 47 | 63 |
| H 1/3 | South Dakota | W | 74 | 49 |
| A 1/6 | Kansas (20) | L | 41 | 66 |
| H 1/8 | Iowa State | W | 51 | 49 |
| A 1/15 | Colorado | L | 45 | 51 |
| A 2/2 | Iowa State | L | 51 | 67 |
| H 2/5 | Kansas State (4) | L | 50 | 79 |
| H 2/10 | Kansas (20) | L | 52 | 61 |
| A 2/12 | Oklahoma | L | 49 | 72 |
| H 2/19 | Missouri | W | 54 | 52 |
| H 2/24 | Colorado | W | 58 | 45 |
| A 2/26 | Kansas State (5) | L | 48 | 74 |
| H 3/3 | Oklahoma | W | 46 | 44 |
| A 3/7 | Missouri | L | 57 | 68 |

*San Francisco, Calif.
 Season Notes: After a 1-1 start in league play, NU lost five straight, before winning three of last five league games...Bob Pierce averaged team-high 16.7 points, broke NU single-season scoring mark with 384 points...Jim Buchanan was only other player in double digits.

1951-52

Overall Record: 7-17
 Conference: 3-9 in Big Seven (7th)
 Home: 7-4 (3-3) Away: 0-13 (0-6)
 Coach: Harry Good

| | | | | |
|---------|----------------------|---|----|----|
| H 12/1 | Northern Iowa | W | 60 | 44 |
| H 12/8 | Minnesota | L | 55 | 63 |
| H 12/11 | NW Missouri State | W | 59 | 43 |
| H 12/15 | Fresno State | W | 72 | 48 |
| A 12/19 | Southern Methodist | L | 55 | 61 |
| A 12/20 | Texas Christian (OT) | L | 57 | 58 |
| A 12/21 | Tampa | L | 76 | 81 |
| A 12/22 | Miami | L | 60 | 70 |

Big Seven Holiday Tournament

| | | | | |
|----------|------------------|---|----|----|
| KC 12/27 | Kansas State (8) | L | 67 | 87 |
| KC 12/28 | Colorado | L | 63 | 68 |
| KC 12/29 | Iowa State | L | 66 | 75 |
| H 1/5 | Colorado | W | 63 | 61 |

HISTORY



ALL-TIME RESULTS

Table with columns for date, opponent, score, and result. Includes games against Kansas State, South Dakota, Iowa State, Missouri, Oklahoma, Colorado, Kansas, and Oklahoma.

Season Notes: Huskers posted second straight losing record and finished last in league for first time since 1944-45 campaign...guard Jim Buchanan earned All-America honors and was first-team All-Big Seven pick... Buchanan led Huskers in scoring with 16.7 average.

1952-53

Overall Record: 9-11. Conference: 4-8 in Big Seven (6th). Home: 5-4 (2-4) Away: 4-7 (2-4). Coach: Harry Good. Table with columns for date, opponent, score, and result.

Big Seven Holiday Tournament. Table with columns for date, opponent, score, and result. Includes games against Kansas, Iowa State, Colorado, Harvard, Colorado, Kansas, Iowa State, Missouri, Kansas State, Colorado, Kansas, Oklahoma, Missouri, Oklahoma, Iowa State, and Kansas State.

Season Notes: Huskers were 8-5 at one point, but lost six of final seven games to post third straight losing season...Bill Johnson led team in both scoring (13.9) and rebounding (9.4).

1953-54

Overall Record: 8-13. Conference: 5-7 in Big Seven (t-4th). Home: 6-3 (4-2) Away: 2-10 (1-5). Coach: Harry Good. Table with columns for date, opponent, score, and result.

Big Seven Holiday Tournament. Table with columns for date, opponent, score, and result. Includes games against Kansas State, Oklahoma, Missouri, Iowa State, Oklahoma, Kansas State, Missouri, Colorado, Kansas State, Oregon State, Oregon, Oregon, Kansas State, Colorado, Kansas (20), Oklahoma, Colorado, Kansas (17), Iowa State, and Missouri.

Season Notes: Huskers got off to 3-6 start, opened Big Seven play with four straight wins, but lost six straight and seven of their final eight games to finish 8-13...Bill Johnson led team in both scoring (18.2) and rebounding (11.2) for second straight season...Johnson's scoring average stood as NU record for 13 seasons...Johnson grabbed NU single-game record 26 rebounds in Jan. 4 game at Iowa State.

1954-55

Overall Record: 9-12. Conference: 6-6 in Big Seven (t-3rd). Home: 7-1 (5-1) Away: 2-11 (1-5). Coach: Jerry Bush. Table with columns for date, opponent, score, and result.

Big Seven Holiday Tournament. Table with columns for date, opponent, score, and result. Includes games against Missouri, Colorado, Kansas (16), Iowa State, Missouri (9), Kansas State, Kansas, NW Missouri State, Kansas State, Colorado, Oklahoma, Missouri (14), Missouri, Oklahoma, Iowa State, and Colorado.

Season Notes: Under the direction of first-year mentor Jerry Bush, the Huskers finished 9-12...Bush, who replaced Harry Good as NU's coach, came to Lincoln after posting a 129-59 record in seven years at Toledo... Huskers were 9-9 after 18 games, but lost last three games to record school's fifth straight losing season... Willard Fagler led team in scoring with 13.6 average, while Rex Ekwall averaged team-high 11.5 rebounds per game.

1955-56

Overall Record: 7-16. Conference: 3-9 in Big Seven (6th). Home: 5-5 (2-4) Away: 2-11 (1-5). Coach: Jerry Bush. Table with columns for date, opponent, score, and result.

Big Seven Holiday Tournament. Table with columns for date, opponent, score, and result. Includes games against Missouri, Cornell (N.Y.), Kansas State, Colorado, Missouri, Colorado, Emporia State, Kansas State, Kansas, Oklahoma (OT), Iowa State (OT), Kansas State, Kansas, Oklahoma (OT), Missouri, and Iowa State.

Season Notes: Biggest win of season was 71-65 homecourt decision over eventual Pac-8 Conference champion UCLA, the only time an NU team beat a John Wooden-coached Bruin squad...three of NU's seven wins were in overtime...Rex Ekwall led NU in both scoring (14.9) and rebounding (10.7).

1956-57

Overall Record: 11-12. Conference: 5-7 in Big Seven (t-4th). Home: 7-2 (4-2) Away: 4-10 (1-5). Coach: Jerry Bush. Table with columns for date, opponent, score, and result.

Table with columns for date, opponent, score, and result. Includes games against Wisconsin, Purdue, Texas Tech, and Vanderbilt.

Big Seven Holiday Tournament. Table with columns for date, opponent, score, and result. Includes games against Michigan State, Missouri, Iowa State (14), Colorado, Colorado, Missouri, Kansas State, Missouri, Iowa State (9), Kansas State (17), Kansas (2), Oklahoma, Oklahoma, Iowa State (17), and Missouri.

Season Notes: After 0-2 start, Huskers won five straight games, with four of those victories against Big Ten schools...NU was 8-6 after Jan. 19 win over Missouri, but dropped five of its next seven games for seventh straight losing season...Rex Ekwall led team in both scoring (13.3) and rebounding (9.3).

1957-58

Overall Record: 10-13. Conference: 5-7 in Big Seven (t-4th). Home: 9-2 (5-1) Away: 1-11 (0-6). Coach: Jerry Bush. Table with columns for date, opponent, score, and result.

Big Seven Holiday Tournament. Table with columns for date, opponent, score, and result. Includes games against Princeton, Kansas State (3), Iowa State (20), Missouri, Kansas State (4), Oklahoma (14), Iowa State, and Iowa State.

Table with columns for date, opponent, score, and result. Includes games against Kansas (2), Oklahoma (20), Missouri (OT), Colorado, Kansas (4), Kansas State (1), and Colorado.

Season Notes: After splitting its first eight games, NU lost eight of its next nine games before winning four of final five games...two of the school's most-memorable wins came late in season...Kansas handed NU its worst loss ever, 102-46, at Lawrence, but Huskers avenged loss by knocking off fourth-ranked Jayhawks in Lincoln, 43-41...NU guard Jimmy Kubacki hit a 15-foot jumper with two seconds left to give the Huskers the win over the Witt Chamberlain-led Jayhawks...nine days later, the Huskers shocked No. 4 Kansas State and Omaha native Bob Boozer...K-State went into March 3 game ranked fourth in AP poll, but was No. 1 when the new poll was released on March 4...Wilson Fitzpatrick and Gary Reimers both averaged a team-best 11.5 points per game, while Herschell Turner led team in rebounding with an 8.2 average.

1958-59

Overall Record: 12-13. Conference: 5-9 in Big Eight (t-5th). Home: 9-3 (4-3) Away: 3-10 (1-6). Coach: Jerry Bush. Table with columns for date, opponent, score, and result.

Big Eight Holiday Tournament. Table with columns for date, opponent, score, and result. Includes games against Oklahoma State, Colorado, Oklahoma, Colorado, Missouri, Iowa State, Missouri, Iowa State, Detroit, Kansas State (3), Oklahoma State, Oklahoma, and Kansas.



Herschell Turner (left) earned third-team All-America honors under Coach Jerry Bush in 1959. Turner was also a two-time All-Big Eight performer for the Huskers.

HISTORY



| | | | | | | |
|---|------|------------------|-------|---|----|----|
| A | 2/21 | Kansas | | L | 50 | 66 |
| H | 2/23 | Colorado | | W | 62 | 61 |
| A | 2/28 | Iowa State | | L | 56 | 59 |
| A | 3/2 | Missouri | | W | 81 | 79 |
| H | 3/5 | Oklahoma | | L | 54 | 65 |
| A | 3/9 | Kansas State (2) | | L | 54 | 76 |

Season Notes: NU finished with best record in nine-year tenure of Coach Jerry Bush...NU was 12-11 heading into final two games, and needed one win to secure first winning season since 1949-50, but it dropped both games to finish 12-13...Herschell Turner led team in scoring (17.1) and rebounding (9.8)...Turner was first-team All-Big Eight pick and third-team All-America... Turner's scoring average was best for NU player since Bill Johnson's 18.2 mark in 1953-54...Oklahoma State's addition to the league made the Big Seven the Big Eight.

1959-60

Overall Record: 7-17
 Conference: 4-10 in Big Eight (t-7th)
 Home: 6-5 (4-3) Away: 1-12 (0-7)
 Coach: Jerry Bush

| | | | | | | |
|----|-------|----------------------|-------|---|----|----|
| H | 12/5 | Air Force | | W | 68 | 54 |
| H | 12/7 | Minnesota | | W | 76 | 66 |
| H | 12/14 | Notre Dame | | L | 62 | 70 |
| H | 12/17 | Michigan State (2OT) | | L | 80 | 82 |
| A | 12/19 | Oregon State | | L | 60 | 63 |
| N* | 12/21 | Oregon State | | L | 65 | 67 |
| A | 12/23 | Montana State | | L | 58 | 64 |

Big Eight Holiday Tournament

| | | | | | | |
|----|-------|----------------|-------|---|----|----|
| KC | 12/26 | Colorado | | L | 55 | 64 |
| KC | 12/29 | Kansas State | | L | 63 | 71 |
| KC | 12/30 | Missouri | | W | 78 | 67 |
| A | 1/4 | Iowa State | | L | 53 | 57 |
| H | 1/9 | Kansas | | L | 47 | 60 |
| A | 1/11 | Missouri | | L | 61 | 69 |
| A | 1/16 | Colorado (OT) | | L | 57 | 62 |
| H | 1/30 | Colorado | | L | 54 | 58 |
| H | 2/1 | Missouri | | W | 64 | 59 |
| A | 2/6 | Oklahoma State | | L | 47 | 52 |
| A | 2/8 | Oklahoma | | L | 54 | 63 |
| H | 2/13 | Iowa State | | W | 69 | 49 |
| H | 2/20 | Kansas State | | W | 70 | 60 |
| H | 2/22 | Oklahoma | | L | 49 | 50 |
| H | 2/27 | Oklahoma State | | W | 54 | 47 |
| A | 3/5 | Kansas State | | L | 74 | 83 |
| A | 3/7 | Kansas | | L | 74 | 79 |

*Portland, Ore.
 Season Notes: After a 2-0 start, NU lost seven straight and 12 of its next 13 games and went on to finish 7-17... Herschell Turner was a first-team All-Big Eight performer after leading team in scoring (15.9) and rebounding (8.0) for second straight season...Turner became first 1,000-point scorer in school history with 1,056 points.

1960-61

Overall Record: 10-14
 Conference: 4-10 in Big Eight (6th)
 Home: 7-5 (3-4) Away: 3-9 (1-6)
 Coach: Jerry Bush

| | | | | | | |
|---|-------|---------------|-------|---|----|----|
| H | 12/1 | Northern Iowa | | W | 78 | 68 |
| H | 12/3 | Wichita State | | L | 63 | 65 |
| H | 12/7 | Utah State | | W | 65 | 60 |
| H | 12/13 | Denver | | W | 77 | 52 |
| A | 12/17 | Detroit (3) | | L | 62 | 71 |
| A | 12/19 | Cincinnati | | L | 60 | 75 |
| H | 12/21 | Arizona | | W | 79 | 55 |

Big Eight Holiday Tournament

| | | | | | | |
|----|-------|----------------|-------|---|----|----|
| KC | 12/28 | Kansas | | L | 53 | 78 |
| KC | 12/29 | Missouri | | W | 90 | 72 |
| KC | 12/30 | Oklahoma State | | W | 70 | 61 |
| H | 1/7 | Missouri | | W | 62 | 48 |
| H | 1/9 | Colorado (OT) | | W | 65 | 61 |
| A | 1/14 | Colorado* | | L | 51 | 66 |
| H | 1/21 | Iowa State | | L | 58 | 66 |
| A | 2/4 | Oklahoma State | | L | 47 | 55 |
| A | 2/6 | Oklahoma | | L | 58 | 69 |
| H | 2/11 | Kansas | | L | 33 | 38 |
| A | 2/13 | Iowa State | | L | 62 | 68 |
| H | 2/18 | Oklahoma State | | L | 61 | 65 |
| H | 2/20 | Oklahoma | | W | 83 | 61 |

| | | | | | | |
|---|------|------------------|-------|---|----|----|
| A | 2/25 | Kansas | | W | 69 | 68 |
| H | 2/27 | Kansas State (8) | | L | 67 | 77 |
| A | 3/4 | Kansas State (7) | | L | 56 | 75 |
| A | 3/6 | Missouri | | L | 76 | 97 |

*CU won game, but later forfeited
 Season Notes: After back-to-back wins over Oklahoma and Kansas in late February, Huskers stood 10-11 and needed two wins in final three games to secure first winning season since 1949-50, but NU lost all three games to finish 10-14...Tom Russell led NU in both scoring (12.5) and rebounding (9.7).

1961-62

Overall Record: 9-16
 Conference: 5-9 in Big Eight (t-5th)
 Home: 5-5 (2-5) Away: 4-11 (3-4)
 Coach: Jerry Bush

| | | | | | | |
|---|-------|--------------------|-------|---|----|----|
| A | 12/4 | Wichita State | | L | 49 | 79 |
| H | 12/7 | Southern Methodist | | W | 63 | 60 |
| A | 12/9 | Air Force | | L | 49 | 58 |
| H | 12/11 | Notre Dame | | W | 65 | 61 |
| H | 12/16 | Ohio | | W | 81 | 64 |
| A | 12/20 | Wyoming | | L | 70 | 71 |
| A | 12/22 | California | | L | 49 | 50 |
| A | 12/23 | Stanford | | L | 59 | 72 |

Big Eight Holiday Tournament

| | | | | | | |
|----|-------|------------------|-------|---|----|----|
| KC | 12/27 | Kansas State (5) | | L | 48 | 60 |
| KC | 12/29 | Oklahoma State | | W | 52 | 51 |
| KC | 12/30 | Kansas | | L | 68 | 69 |
| A | 1/6 | Kansas | | W | 69 | 67 |
| H | 1/10 | Oklahoma | | W | 57 | 56 |
| H | 1/13 | Colorado | | L | 56 | 58 |
| A | 1/20 | Iowa State | | L | 72 | 84 |
| A | 2/3 | Kansas State (4) | | L | 53 | 72 |
| H | 2/5 | Oklahoma State | | W | 57 | 56 |
| A | 2/10 | Colorado | | L | 63 | 74 |
| H | 2/12 | Iowa State | | L | 66 | 79 |
| A | 2/17 | Missouri | | W | 65 | 63 |
| H | 2/21 | Kansas | | L | 70 | 73 |
| H | 2/24 | Missouri | | L | 63 | 81 |
| A | 3/3 | Oklahoma State | | L | 64 | 65 |
| A | 3/5 | Oklahoma (OT) | | W | 71 | 69 |
| H | 3/7 | Kansas State (3) | | L | 60 | 84 |

Season Notes: Six losses by three or fewer points gave Huskers 9-16 record rather than 15-10 mark...for second straight season, Tom Russell led NU in both scoring (16.5) and rebounding (8.0)...Russell also ranked seventh nationally in field goal percentage at .560...Russell scored then-school-record 38 points in Huskers' 73-70 homecourt loss to Kansas.

1962-63

Overall Record: 6-19
 Conference: 1-13 in Big Eight (8th)
 Home: 4-9 (1-6) Away: 2-10 (0-7)
 Coach: Jerry Bush

| | | | | | | |
|---|-------|---------------------|-------|---|----|----|
| A | 12/1 | Texas Tech | | W | 68 | 66 |
| A | 12/3 | Houston | | L | 61 | 68 |
| H | 12/8 | Air Force | | W | 43 | 39 |
| H | 12/10 | Northern Iowa | | W | 78 | 59 |
| H | 12/15 | Denver | | L | 54 | 63 |
| H | 12/17 | Miami (Ohio) | | W | 72 | 69 |
| H | 12/21 | Southern California | | L | 49 | 58 |
| H | 12/22 | Southern California | | L | 53 | 55 |

Big Eight Holiday Tournament

| | | | | | | |
|----|-------|----------------|-------|---|----|----|
| KC | 12/26 | Iowa State | | L | 68 | 82 |
| KC | 12/28 | Colorado | | L | 47 | 59 |
| KC | 12/29 | Oklahoma | | W | 93 | 86 |
| H | 1/7 | Colorado | | L | 47 | 75 |
| A | 1/12 | Kansas State | | L | 53 | 66 |
| A | 1/19 | Kansas | | L | 53 | 72 |
| H | 2/2 | Kansas State | | L | 60 | 72 |
| A | 2/4 | Iowa State | | L | 69 | 83 |
| H | 2/9 | Missouri | | L | 61 | 69 |
| H | 2/11 | Iowa State | | L | 54 | 75 |
| A | 2/16 | Oklahoma State | | L | 41 | 51 |
| A | 2/18 | Oklahoma | | L | 77 | 84 |
| H | 2/23 | Kansas | | L | 39 | 45 |
| H | 2/25 | Oklahoma State | | W | 49 | 48 |
| H | 3/2 | Oklahoma | | L | 75 | 77 |
| A | 3/4 | Colorado | | L | 51 | 80 |



Tom Baack (left) and Stu Lantz (right) gave Nebraska two 1,000-point scorers at the same time. The duo helped the Huskers post a 51-24 record, including a 20-win season in 1965-66.

| | | | | | | |
|---|-----|----------|-------|---|----|----|
| A | 3/6 | Missouri | | L | 72 | 84 |
|---|-----|----------|-------|---|----|----|

Season Notes: After a 4-2 start, NU lost 14 of next 15 games, including 10 straight to open Big Eight Conference play...Huskers avert winless conference record and snap 10-game losing streak with 49-48 win over Oklahoma State late in February...season was last for Coach Jerry Bush, who resigned following the season after nine years at the helm...the 19 losses were most ever in one year for a Husker team...Daryl Petsch led team in scoring with 14.8 average, while Charlie Jones was club's top rebounder (8.2).

1963-64

Overall Record: 7-18
 Conference: 5-9 in Big Eight (t-6th)
 Home: 6-5 (4-3) Away: 1-13 (1-6)
 Coach: Joe Cipriano

| | | | | | | |
|---|-------|---------------------|-------|---|----|----|
| H | 12/2 | Wyoming | | W | 79 | 72 |
| A | 12/6 | Michigan (8) | | L | 55 | 80 |
| A | 12/7 | Purdue | | L | 75 | 81 |
| H | 12/9 | Texas Tech | | L | 60 | 76 |
| H | 12/14 | Houston | | L | 58 | 64 |
| A | 12/20 | Southern California | | L | 73 | 79 |
| A | 12/21 | Southern California | | L | 64 | 79 |

Big Eight Holiday Tournament

| | | | | | | |
|----|-------|-------------------|-------|---|----|-----|
| KC | 12/26 | Kansas State | | L | 78 | 100 |
| KC | 12/28 | Oklahoma | | L | 66 | 75 |
| KC | 12/30 | Colorado | | L | 58 | 80 |
| A | 1/6 | Iowa State | | W | 55 | 52 |
| H | 1/11 | Missouri (OT) | | W | 74 | 69 |
| A | 1/14 | Kansas | | L | 48 | 74 |
| H | 1/18 | Oklahoma City | | W | 74 | 65 |
| A | 2/1 | Missouri | | L | 60 | 78 |
| H | 2/3 | Kansas State (OT) | | L | 66 | 73 |
| H | 2/8 | Oklahoma (2OT) | | W | 76 | 69 |
| H | 2/10 | Oklahoma State | | W | 54 | 53 |
| H | 2/15 | Colorado | | L | 52 | 60 |
| A | 2/17 | Kansas State | | L | 48 | 50 |
| H | 2/22 | Iowa State | | W | 57 | 55 |
| H | 2/24 | Kansas | | L | 55 | 64 |
| A | 2/29 | Oklahoma State | | L | 45 | 81 |
| A | 3/2 | Oklahoma | | L | 76 | 82 |
| A | 3/9 | Colorado | | L | 73 | 89 |

Season Notes: After guiding Idaho to a 22-5 record in 1962-63, Joe Cipriano was tabbed as the Huskers' 22nd basketball coach, replacing Jerry Bush, who resigned

after the 1962-63 season...NU scored 79-72 win over Wyoming in Cipriano's debut, then lost nine straight before opening Big Eight play with a 55-52 win at Iowa State...Charlie Jones led NU in scoring (12.9) and rebounding (6.8).

1964-65

Overall Record: 10-15
 Conference: 5-9 in Big Eight (t-6th)
 Home: 8-4 (3-4) Away: 2-11 (2-5)
 Coach: Joe Cipriano

| | | | | | | |
|---|-------|--------------|-------|---|----|----|
| A | 12/3 | Wyoming | | L | 68 | 94 |
| H | 12/5 | Purdue | | W | 96 | 85 |
| H | 12/7 | South Dakota | | W | 74 | 63 |
| H | 12/12 | Michigan (1) | | W | 74 | 73 |
| A | 12/18 | Texas | | L | 73 | 77 |
| A | 12/20 | Texas Tech | | L | 78 | 82 |
| H | 12/21 | California | | W | 87 | 80 |
| H | 12/22 | California | | W | 63 | 59 |

Big Eight Holiday Tournament

| | | | | | | |
|----|-------|----------------|-------|---|----|----|
| KC | 12/28 | Colorado | | L | 52 | 70 |
| KC | 12/29 | Oklahoma State | | L | 61 | 74 |
| KC | 12/30 | Iowa State | | L | 62 | 69 |
| H | 1/4 | Kansas | | L | 56 | 66 |
| A | 1/9 | Oklahoma State | | L | 54 | 93 |
| A | 1/11 | Oklahoma | | L | 82 | 89 |
| H | 1/18 | Iowa State | | W | 88 | 77 |
| H | 1/23 | Oklahoma State | | L | 53 | 55 |
| A | 2/6 | Colorado | | L | 52 | 62 |
| A | 2/9 | Kansas State | | W | 62 | 57 |
| H | 2/13 | Colorado | | W | 66 | 59 |
| A | 2/15 | Missouri | | L | 74 | 92 |
| A | 2/20 | Iowa State | | W | 69 | 65 |
| A | 2/23 | Kansas | | L | 62 | 71 |
| H | 2/27 | Oklahoma | | W | 67 | 63 |
| A | 3/2 | Missouri | | L | 66 | 84 |
| H | 3/8 | Kansas State | | L | 67 | 79 |

Season Notes: Fred Hare's buzzer-beater gave Huskers 74-73 homecourt upset win over top-ranked Michigan... Hare led NU in both scoring (15.2 ppg) and rebounding (7.4 rpg)...NU started 5-3, then dropped six straight and nine of its next 10 to assure 15th straight losing season.

HISTORY

N 2016-17 NEBRASKA BASKETBALL

ALL-TIME RESULTS



The 1966-67 Huskers went 16-9 and reach the NIT for the school's first-ever postseason berth.

1965-66

Overall Record: 20-5
 Conference: 12-2 in Big Eight (2nd)
 Home: 11-0 (7-0) Away: 9-5 (5-2)
 Coach: Joe Cipriano

| | | | | |
|------------------------------|----------------------|---|-----|-----|
| A 12/1 | Wisconsin | W | 101 | 88 |
| H 12/7 | Oregon State | W | 75 | 63 |
| A 12/10 | California | L | 71 | 87 |
| A 12/11 | California | W | 70 | 68 |
| H 12/14 | Texas | W | 75 | 64 |
| H 12/18 | South Dakota | W | 77 | 60 |
| H 12/20 | Stanford | W | 71 | 67 |
| Big Eight Holiday Tournament | | | | |
| KC 12/27 | Missouri (OT) | W | 69 | 67 |
| KC 12/29 | Oklahoma | W | 92 | 79 |
| KC 12/30 | Kansas | L | 61 | 71 |
| A 1/4 | Iowa State | W | 76 | 74 |
| H 1/8 | Missouri | W | 82 | 60 |
| A 1/15 | Kansas State | W | 82 | 71 |
| H 1/18 | Kansas (6) | W | 83 | 75 |
| H 1/22 | Oklahoma | W | 86 | 78 |
| A 2/5 | Oklahoma State (OT) | W | 45 | 41 |
| A 2/7 | Oklahoma | W | 85 | 81 |
| A 2/8 | 9/Oklahoma City (OT) | L | 81 | 85 |
| H 2/12 | 9/Iowa State | W | 81 | 70 |
| A 2/19 | 9/Missouri | W | 71 | 53 |
| H 2/21 | 9/Colorado | W | 70 | 63 |
| A 2/26 | 8/Kansas (6) | L | 73 | 110 |
| H 3/1 | 9/Kansas State | W | 79 | 69 |
| A 3/5 | Colorado | L | 88 | 95 |
| H 3/7 | Oklahoma State | W | 85 | 64 |

Season Notes: The frustration of 15 straight losing seasons was wiped out in the Big Red's 20-5 campaign that ended one win short of a share of the school's first league title in some 15 years...NU headed into the final week of conference play tied with Kansas for the league's top spot, but a loss at Colorado ended the Huskers' title hopes...Huskers posted only second 20-win season in school history, first in 45 seasons...NU moved into the wire service polls, was rated as high as eighth and finished 11th in the final United Press International listing...Grant Simmons was first-team All-Big Eight pick and landed a spot on the USBWA District V all-star team...Stuart Lantz finished second in Big Eight sophomore-of-the-year voting to KU standout Jo Jo White...NU topped century mark for first time ever in 101-88 victory at Wisconsin to open season; later made first appearance in Big Eight Holiday Tournament championship game.

1966-67

Overall Record: 16-9
 Conference: 10-4 in Big Eight (1-2nd)
 Home: 10-1 (6-1) Away: 6-8 (4-3)
 Coach: Joe Cipriano

| | | | | |
|--------------------------|------------------|---|-----|-----|
| H 12/2 | Oregon | W | 79 | 56 |
| A 12/7 | Wyoming | L | 98 | 102 |
| H 12/10 | Pacific | W | 90 | 78 |
| H 12/12 | Washington State | W | 100 | 75 |
| H 12/13 | Washington State | W | 80 | 78 |
| Vanderbilt Invitational* | | | | |

| | | | | |
|--------------------------------|----------------|---|----|-----|
| N 12/16 | La Salle* | L | 76 | 99 |
| N 12/17 | Portland* | W | 71 | 69 |
| Big Eight Holiday Tournament | | | | |
| KC 12/27 | Kansas State | L | 81 | 98 |
| KC 12/29 | Oklahoma State | W | 73 | 64 |
| KC 12/30 | Colorado | L | 66 | 73 |
| A 1/7 | Oklahoma State | W | 67 | 57 |
| A 1/9 | Oklahoma | L | 87 | 99 |
| H 1/14 | Colorado | W | 84 | 80 |
| H 1/26 | Oklahoma | W | 97 | 78 |
| H 1/28 | Missouri | W | 99 | 82 |
| A 2/4 | Kansas State | W | 67 | 59 |
| A 2/7 | Kansas (7) | L | 58 | 84 |
| H 2/11 | Iowa State | W | 94 | 82 |
| A 2/18 | Iowa State | W | 76 | 65 |
| H 2/25 | Kansas State | W | 79 | 71 |
| A 2/28 | Missouri | W | 80 | 73 |
| H 3/4 | Kansas (4) | L | 57 | 64 |
| H 3/6 | Oklahoma State | W | 88 | 71 |
| A 3/11 | Colorado | L | 57 | 64 |
| National Invitation Tournament | | | | |
| N* 3/13 | Marshall | L | 88 | 119 |

*Nashville, Tenn.; *New York City, N.Y.
 Season Notes: The Big Eight preseason favorite, Nebraska finished second in the league race, three games back of first-place Kansas...Huskers landed first National Invitation Tournament bid ever, but dropped a 119-88 decision to Marshall in the first round at Madison Square Garden...NU posted back-to-back winning seasons for first time since 1948-49 and 1949-50 campaigns...Stuart Lantz earned first-team All-Big Eight recognition and landed a spot on the USBWA District V all-star squad...Tom Baack and Nate Branch were second-team all-league picks...school-record 20-game homecourt win string snapped by Kansas in late February...after season, Coach Cipriano took Huskers on 13-game Latin America tour.

1967-68

Overall Record: 15-10
 Conference: 8-6 in Big Eight (t-3rd)
 Home: 9-1 (6-1) Away: 6-9 (2-5)
 Coach: Joe Cipriano

| | | | | |
|------------------------------|---------------------|---|-----|----|
| H 12/4 | Cal State Fullerton | W | 111 | 74 |
| H 12/5 | South Dakota | W | 94 | 61 |
| A 12/8 | Washington State | L | 70 | 93 |
| A 12/9 | Washington State | W | 91 | 76 |
| A 12/11 | Hawaii | L | 74 | 82 |
| A 12/13 | Hawaii | L | 72 | 86 |
| A 12/20 | Michigan State | L | 70 | 74 |
| H 12/23 | Wyoming | W | 82 | 74 |
| Big Eight Holiday Tournament | | | | |
| KC 12/28 | Oklahoma | W | 75 | 65 |
| KC 12/29 | Oklahoma State | W | 48 | 46 |
| KC 12/30 | Kansas State | W | 66 | 62 |
| A 1/5 | Iowa State | L | 70 | 85 |
| A 1/9 | Kansas State | L | 62 | 78 |
| H 1/13 | Missouri | W | 75 | 66 |
| H 1/27 | Oklahoma | W | 110 | 90 |
| H 2/1 | Colorado | W | 87 | 73 |
| A 2/3 | Oklahoma State | W | 63 | 62 |

| | | | | |
|--------|-----------------|---|----|----|
| A 2/5 | Oklahoma | W | 89 | 83 |
| H 2/10 | Kansas State | W | 92 | 68 |
| A 2/17 | Kansas | L | 60 | 71 |
| H 2/19 | Oklahoma State | W | 82 | 73 |
| A 2/24 | Colorado | L | 73 | 75 |
| H 2/27 | Kansas | W | 76 | 69 |
| H 3/1 | Iowa State (OT) | L | 92 | 93 |
| A 3/7 | Missouri | L | 70 | 91 |

Season Notes: For the first time ever, NU had two 1,000-point career scorers on the floor at the same time, as Tom Baack and Stuart Lantz reached that plateau during the 1967-68 campaign...Baack finished three-year career with a then-school-record 1,293 points and would later become Husker assistant coach...Lantz logged 1,266 points over his three-year career and was a first-team All-Big Eight pick and a District V all-star as a senior...Lantz was a third-round draft pick of the National Basketball Association's San Diego Rockets and would go on to play eight seasons of pro hoops...Baack was a 10th-round pick of the Detroit Pistons...NU won its first Big Eight Holiday title, scoring wins over Oklahoma, Oklahoma State and Kansas State...Huskers' post third straight .500 or better record, a feat the school hadn't accomplished since a three-year string from 1929 through 1931.

1968-69

Overall Record: 12-14
 Conference: 5-9 in Big Eight (t-6th)
 Home: 8-3 (4-3) Away: 4-11 (1-6)
 Coach: Joe Cipriano

| | | | | |
|------------------------------|---------------------|---|----|----|
| H 11/30 | Wisconsin | W | 68 | 55 |
| A 12/6 | Oregon State | L | 67 | 79 |
| A 12/7 | Oregon | W | 85 | 77 |
| H 12/10 | Wichita State (30T) | W | 94 | 92 |
| H 12/14 | Augustana (S.D.) | W | 73 | 56 |
| H 12/16 | Michigan State | W | 73 | 59 |
| Sun Devil Classic* | | | | |
| A 12/20 | Arizona State* | L | 76 | 83 |
| N 12/21 | California* (15) | L | 73 | 86 |
| A 12/23 | Arizona | L | 63 | 68 |
| Big Eight Holiday Tournament | | | | |
| KC 12/26 | Kansas (8) | L | 56 | 82 |
| KC 12/28 | Oklahoma | W | 70 | 47 |
| KC 12/30 | Missouri | W | 76 | 70 |
| H 1/4 | Kansas (5) | L | 52 | 56 |
| A 1/7 | Kansas State | L | 72 | 95 |
| A 1/25 | Iowa State (OT) | L | 93 | 99 |
| H 1/27 | Oklahoma State | L | 52 | 76 |
| H 2/1 | Missouri | W | 87 | 71 |
| H 2/3 | Oklahoma | W | 90 | 83 |
| A 2/8 | Colorado (20) | L | 81 | 83 |
| A 2/11 | Missouri | L | 60 | 79 |
| H 2/15 | Iowa State (OT) | L | 74 | 75 |
| A 2/22 | Kansas (16) | L | 73 | 79 |
| H 2/24 | Colorado (18) | W | 79 | 65 |
| H 3/1 | Kansas State | W | 88 | 71 |
| A 3/6 | Oklahoma State | L | 63 | 72 |
| A 3/8 | Oklahoma | W | 70 | 64 |

*Tempe, Ariz.
 Season Notes: Leroy Chalk led Big Eight in field goal percentage with a .538 mark and grabbed a then-school-record 257 rebounds...another sophomore, Marvin

Stewart, led NU in scoring with a 14.6 average...Huskers started Big Eight play 0-4, then went 5-5 in final 10 league games.

1969-70

Overall Record: 16-9
 Conference: 7-7 in Big Eight (t-3rd)
 Home: 10-1 (6-1) Away: 6-8 (1-6)
 Coach: Joe Cipriano

| | | | | |
|------------------------------|--------------------|---|----|-----|
| H 12/1 | California-Irvine | W | 76 | 73 |
| A 12/4 | Augustana (S.D.) | W | 75 | 56 |
| A 12/6 | Wichita State (OT) | W | 81 | 79 |
| H 12/9 | Duquesne (7) | W | 82 | 77 |
| A 12/12 | Houston* | L | 82 | 112 |
| N 12/13 | Texas A&M* | W | 78 | 69 |
| H 12/15 | Northern Michigan | W | 92 | 68 |
| H 12/20 | Arizona | W | 79 | 69 |
| Big Eight Holiday Tournament | | | | |
| KC 12/27 | Colorado | L | 60 | 72 |
| KC 12/29 | Iowa State | W | 74 | 66 |
| KC 12/30 | Kansas (16) | W | 78 | 73 |
| A 1/6 | Iowa State | L | 70 | 72 |
| H 1/13 | Kansas State | L | 64 | 71 |
| H 1/17 | Colorado | W | 60 | 58 |
| A 1/31 | Oklahoma | W | 70 | 60 |
| A 2/2 | Oklahoma State | L | 58 | 81 |
| H 2/7 | Kansas | W | 84 | 73 |
| A 2/10 | Colorado | L | 59 | 76 |
| H 2/14 | Missouri | W | 60 | 48 |
| A 2/17 | Kansas | L | 87 | 100 |
| A 2/21 | Kansas State (18) | L | 62 | 69 |
| H 2/23 | Oklahoma | W | 79 | 66 |
| A 2/28 | Missouri | L | 63 | 80 |
| H 3/2 | Oklahoma State | W | 61 | 55 |
| H 3/7 | Iowa State | W | 87 | 81 |

*Houston, Texas
 Season Notes: Huskers won nine of first 11 games, and went 7-7 in Big Eight to finish 16-9 overall...Tom Scantlebury led team in scoring with a 14.5 average, but junior Marvin Stewart, the Huskers' top point producer in 1968-69, averaged 14.3 points through 14 games, then missed last 11 games because of academic problems...Leroy Chalk led team in rebounding for second straight season with a 9.4 average.

1970-71

Overall Record: 18-8
 Conference: 8-6 in Big Eight (4th)
 Home: 10-2 (5-2) Away: 8-6 (3-4)
 Coach: Joe Cipriano

| | | | | |
|------------------------------|--------------------|---|-----|----|
| A 12/1 | Wyoming | W | 68 | 63 |
| H 12/5 | Iowa | W | 73 | 71 |
| H 12/7 | Northern Iowa | W | 95 | 71 |
| A 12/11 | Texas Christian | W | 69 | 64 |
| A 12/12 | Southern Methodist | L | 75 | 80 |
| H 12/14 | Nevada-Reno | W | 116 | 71 |
| Husker Classic* | | | | |
| H 12/18 | Miami* | W | 85 | 58 |
| H 12/19 | Colorado State* | W | 69 | 65 |
| A 12/23 | Wichita State | W | 72 | 71 |
| Big Eight Holiday Tournament | | | | |
| KC 12/28 | Oklahoma State | W | 71 | 58 |
| KC 12/29 | Colorado | W | 77 | 67 |
| KC 12/30 | Kansas (12) | L | 52 | 72 |
| A 1/9 | Kansas State | L | 69 | 70 |
| H 1/16 | Iowa State | W | 84 | 62 |
| H 1/30 | Oklahoma State | W | 80 | 59 |
| A 2/1 | Oklahoma | L | 67 | 79 |
| H 2/6 | Kansas (5) | L | 67 | 81 |
| A 2/9 | Iowa State (OT) | W | 69 | 67 |
| H 2/13 | Missouri | W | 81 | 72 |
| A 2/16 | Colorado | W | 65 | 63 |
| A 2/20 | Oklahoma State | W | 57 | 55 |
| H 2/22 | Oklahoma | L | 56 | 65 |
| H 2/27 | Missouri | L | 65 | 77 |
| H 3/2 | Kansas State | W | 87 | 71 |
| H 3/6 | Colorado | W | 85 | 71 |
| A 3/13 | Kansas (5) | L | 54 | 59 |

Season Notes: Marvin Stewart became first NU player to average 20 points in a season, finishing with school-record 21.4 point-per-game average...Stewart led Big Eight in free-throw percentage at .824, became third NU

player to top 1,000-point plateau for career, finished with 1,138 points...Stewart was first-team All-Big Eight pick and was named to all-tourney team at Big Eight Holiday Tournament...Chuck Jura hit then-school-record and Big Eight-best .592 from field...NU won own Husker Classic and later advanced to title game of Big Eight Holiday Tournament for third time ever (lost to KU in title game, 72-52)...Cipriano became first 100-game winner in school history with Huskers' 69-64 win at Texas Christian...Moe Iba joined Cip's staff as freshman coach...KU won Big Eight title with 14-0 record, first unbeaten champ since Kansas State in 1958-59.

1971-72

Overall Record: 14-12
 Conference: 7-7 in Big Eight (4th)
 Home: 11-3 (6-1) Away: 3-9 (1-6)
 Coach: Joe Cipriano

| | | | | | |
|------------------------------|-------|--------------------|---|----|----|
| H | 12/1 | Wyoming | W | 81 | 63 |
| H | 12/3 | San Diego State | L | 61 | 63 |
| H | 12/4 | Wichita State | L | 61 | 74 |
| A | 12/6 | Duquesne | L | 53 | 75 |
| H | 12/11 | Southern Methodist | W | 84 | 76 |
| Husker Classic* | | | | | |
| H | 12/17 | Idaho* | W | 90 | 49 |
| H | 12/18 | La Salle* | W | 75 | 60 |
| A | 12/21 | Iowa | L | 77 | 86 |
| H | 12/23 | San Jose State | W | 80 | 63 |
| Big Eight Holiday Tournament | | | | | |
| KC | 12/27 | Missouri | L | 64 | 76 |
| KC | 12/29 | Oklahoma State | W | 64 | 56 |
| KC | 12/30 | Oklahoma | W | 84 | 68 |
| H | 1/8 | Oklahoma State | W | 73 | 59 |
| H | 1/10 | Oklahoma | W | 77 | 70 |
| H | 1/15 | Colorado | W | 67 | 55 |
| A | 1/26 | Oklahoma State | W | 64 | 63 |
| A | 1/29 | Kansas (OT) | L | 55 | 57 |
| H | 2/1 | Kansas State | W | 61 | 60 |
| A | 2/7 | Oklahoma | L | 70 | 72 |
| H | 2/12 | Iowa State | W | 76 | 71 |
| A | 2/15 | Missouri (15) | L | 65 | 80 |
| H | 2/19 | Kansas | W | 99 | 78 |
| A | 2/26 | Colorado | L | 57 | 67 |
| H | 3/4 | Missouri (19) | L | 54 | 61 |
| A | 3/6 | Iowa State | L | 67 | 76 |
| A | 3/11 | Kansas State (OT) | L | 76 | 81 |

Season Notes: Center Chuck Jura was first-team All-Big Eight pick and first-team academic All-Big Eight...Jura led NU in scoring (21.2) and rebounding (11.7)...rebound average was school record and topped Big Eight...Jura finished his career with totals of 1,255 points and 740 rebounds...NU won Husker Classic for second straight season.

1972-73

Overall Record: 9-17
 Conference: 4-10 in Big Eight (11-6th)
 Home: 4-5 (2-5) Away: 5-12 (2-5)
 Coach: Joe Cipriano

| | | | | | |
|------------------------------|-------|--------------------------|---|----|----|
| H | 11/24 | North Texas | W | 64 | 46 |
| A | 12/1 | Wyoming | L | 59 | 65 |
| Mountaineer Classic* | | | | | |
| N | 12/8 | California* | L | 50 | 75 |
| N | 12/9 | Air Force* | W | 57 | 53 |
| H | 12/11 | Texas Christian | W | 72 | 58 |
| Kentucky Invitational** | | | | | |
| A | 12/15 | Kentucky** | L | 60 | 85 |
| N | 12/16 | Colorado State** | L | 51 | 57 |
| Big Eight Holiday Tournament | | | | | |
| KC | 12/27 | Iowa State | L | 64 | 75 |
| KC | 12/29 | Kansas | W | 74 | 72 |
| KC | 12/30 | Oklahoma State | L | 73 | 75 |
| N | 1/4 | Georgia State*** | W | 63 | 54 |
| N | 1/6 | North Carolina*** (9)... | L | 62 | 79 |
| H | 1/13 | Oklahoma State | L | 55 | 68 |
| H | 1/15 | Oklahoma | W | 74 | 67 |
| H | 1/27 | Missouri (7) | L | 65 | 78 |
| A | 1/30 | Iowa State | L | 60 | 81 |
| H | 2/3 | Kansas State (18) | L | 55 | 82 |
| H | 2/6 | Colorado | L | 59 | 67 |
| A | 2/10 | Kansas | W | 59 | 46 |
| A | 2/17 | Oklahoma | L | 59 | 67 |

| | | | | | |
|---|------|-------------------|---|----|----|
| A | 2/19 | Oklahoma State | W | 76 | 64 |
| H | 2/24 | Kansas | W | 62 | 59 |
| H | 2/27 | Iowa State | L | 76 | 82 |
| A | 3/3 | Kansas State (16) | L | 70 | 97 |
| A | 3/6 | Colorado | L | 63 | 71 |
| A | 3/10 | Missouri (15) | L | 70 | 86 |

*Morgantown, W.Va.; **Lexington, Ky.; ***Decatur, Ga.; ****Greensboro, N.C.

Season Notes: Without departed All-Big Eight center Chuck Jura, Huskers finished 9-17...NU's last losing season until 1987-88...freshman Jerry Fort led NU in scoring with 14.5 ppg, first Husker fresh ever to lead team in that department.

1973-74

Overall Record: 14-12
 Conference: 7-7 in Big Eight (4th)
 Home: 11-2 (5-2) Away: 3-10 (2-5)
 Coach: Joe Cipriano


| | | | | | |
|------------------------------|-------|--------------------------|---|----|----|
| H | 12/1 | Wyoming | W | 70 | 62 |
| H | 12/3 | Minnesota-Duluth | W | 77 | 50 |
| Vanderbilt Invitational* | | | | | |
| A | 12/7 | Vanderbilt* | L | 58 | 82 |
| N | 12/8 | Middle Tennessee St.*... | L | 65 | 76 |
| H | 12/11 | Georgia State (OT) | W | 78 | 75 |
| H | 12/14 | NW Missouri State | W | 67 | 54 |
| H | 12/15 | MacMurray | W | 76 | 50 |
| H | 12/20 | Northern Iowa | W | 73 | 55 |
| Big Eight Holiday Tournament | | | | | |
| KC | 12/27 | Kansas State (18) | L | 47 | 68 |
| KC | 12/28 | Oklahoma State | W | 69 | 62 |
| KC | 12/29 | Kansas | L | 66 | 75 |
| A | 1/7 | Wichita State | L | 58 | 66 |
| A | 1/12 | Kansas | L | 64 | 79 |
| H | 1/19 | Oklahoma | W | 63 | 58 |
| H | 1/22 | Kansas State | L | 65 | 73 |
| A | 1/26 | Oklahoma State | L | 66 | 79 |
| A | 1/28 | Oklahoma | L | 63 | 85 |
| H | 2/5 | Iowa State (30T) | W | 91 | 88 |
| H | 2/9 | Missouri | W | 75 | 58 |
| A | 2/12 | Colorado | L | 64 | 65 |
| A | 2/16 | Missouri | W | 88 | 87 |
| H | 2/23 | Oklahoma State | W | 71 | 63 |
| H | 2/26 | Kansas (15) | L | 46 | 51 |
| A | 3/2 | Kansas State | W | 58 | 54 |
| H | 3/5 | Colorado | W | 65 | 42 |
| A | 3/9 | Iowa State | L | 58 | 76 |

*Nashville, Tenn.
 Season Notes: Sophomore guard Jerry Fort led NU in scoring for second straight season with 18.0 average and was first-team All-Big Eight pick...Huskers toured Italy following season and finished 2-5 on their three-week journey.

1974-75

Overall Record: 14-12
 Conference: 7-7 in Big Eight (4th)
 Home: 8-3 (5-2) Away: 6-9 (2-5)
 Coach: Joe Cipriano

| | | | | | |
|------------------------------|-------|-------------------------|---|----|----|
| H | 11/30 | South Dakota State | W | 87 | 72 |
| Sun Devil Classic* | | | | | |
| N | 12/6 | Long Beach State* | W | 67 | 55 |
| A | 12/7 | Arizona State* | L | 62 | 83 |
| A | 12/10 | North Texas | W | 69 | 56 |
| H | 12/14 | Wichita State | W | 78 | 65 |
| H | 12/17 | San Jose State | L | 66 | 80 |
| Indiana Classic** | | | | | |
| N | 12/20 | Southern Methodist**... | W | 69 | 67 |
| A | 12/21 | Indiana** (2) | L | 60 | 97 |
| H | 12/23 | Vanderbilt | W | 81 | 66 |
| Big Eight Holiday Tournament | | | | | |
| KC | 12/26 | Oklahoma (18) | W | 75 | 64 |
| KC | 12/28 | Kansas | L | 62 | 63 |
| KC | 12/30 | Kansas State | L | 63 | 80 |
| H | 1/18 | Kansas State | W | 74 | 61 |
| A | 1/22 | Oklahoma | W | 68 | 61 |
| H | 1/25 | Colorado | W | 85 | 59 |
| H | 1/29 | Oklahoma State | W | 73 | 58 |
| A | 2/1 | Missouri | L | 74 | 88 |
| A | 2/5 | Kansas | L | 44 | 72 |
| H | 2/8 | Iowa State | W | 75 | 62 |
| H | 2/12 | Oklahoma (OT) | L | 57 | 65 |



Hammond Hustlers: The nickname given to Hammond, Ind., natives Carl McPipe (left) and Brian Banks during their Husker careers. Two of six 1,000-point scorers from the state of Indiana, McPipe is 13th on the Husker career scoring list and eighth on the career rebounding chart, while Banks is 20th on Nebraska's all-time scoring list with 1,150 points.

| | | | | | |
|---|------|----------------|---|----|----|
| A | 2/15 | Colorado | L | 61 | 62 |
| A | 2/19 | Kansas State | L | 64 | 65 |
| H | 2/22 | Missouri | W | 80 | 77 |
| A | 2/26 | Oklahoma State | W | 59 | 58 |
| H | 3/5 | Kansas (20T) | L | 77 | 79 |
| A | 3/8 | Iowa State | L | 69 | 82 |

*Tempe, Ariz.; **Bloomington, Ind.
 Season Notes: For third straight season, Jerry Fort led NU in scoring at 20.2 points per game, and became only third Husker to ever average 20-plus points in season... Fort earned first-team All-Big Eight honors for second straight year...NU started Big Eight play 4-0, finished first half 5-2, but went 2-5 in second half...three of losses during second half of league schedule were by a combined four points...Fort scored then-school-record 40 points in Huskers' homecourt win over Missouri...his scoring outburst broke the old mark of 38 held by Tom Russell during the 1961-62 season.

1975-76

Overall Record: 19-8
 Conference: 10-4 in Big Eight (3rd)
 Home: 9-4 (5-2) Away: 10-4 (5-2)
 Coach: Joe Cipriano

| | | | | | |
|------------------------------|-------|---------------------|---|----|----|
| H | 11/28 | Illinois | L | 58 | 60 |
| H | 11/29 | Northwestern | W | 79 | 68 |
| A | 12/2 | Iowa | L | 65 | 72 |
| H | 12/6 | Washington (20) | L | 63 | 75 |
| H | 12/10 | St. Mary's (Calif.) | W | 68 | 57 |
| Roadrunner Invitational* | | | | | |
| N | 12/19 | Pacific* | W | 85 | 59 |
| A | 12/20 | New Mexico State* | W | 79 | 75 |
| A | 12/22 | Vanderbilt | W | 68 | 57 |
| Big Eight Holiday Tournament | | | | | |
| KC | 12/27 | Kansas | L | 66 | 69 |
| KC | 12/29 | Oklahoma | W | 75 | 53 |
| KC | 12/30 | Oklahoma State | W | 56 | 49 |
| H | 1/3 | South Dakota | W | 72 | 59 |
| H | 1/6 | South Carolina | W | 69 | 68 |
| A | 1/17 | Kansas State | W | 65 | 59 |
| H | 1/21 | Oklahoma | W | 68 | 67 |
| A | 1/24 | Colorado | W | 66 | 64 |
| A | 1/28 | Oklahoma State | W | 52 | 48 |
| H | 1/31 | Missouri (13) | L | 57 | 62 |
| H | 2/4 | Kansas | W | 57 | 54 |
| A | 2/7 | Iowa State | W | 66 | 56 |
| A | 2/11 | Oklahoma | L | 60 | 65 |
| H | 2/14 | Colorado | W | 80 | 61 |
| H | 2/18 | Kansas | L | 53 | 65 |
| A | 2/21 | Missouri (OT, 14) | L | 84 | 95 |
| H | 2/28 | Oklahoma State | W | 60 | 54 |
| A | 3/3 | Kansas | W | 62 | 58 |

| | | | | | |
|---|-----|------------|---|----|----|
| H | 3/6 | Iowa State | W | 82 | 66 |
|---|-----|------------|---|----|----|

*Las Cruces, N.M.
 Season Notes: Jerry Fort was a first-team All-Big Eight selection for third straight season, finished career with then-NU-record 1,882 points...Huskers reached 19-win mark for first time since a 20-5 record in 1965-66...Larry Cox led the Big Eight and set an NU single-season record for field-goal percentage with a .672 mark...Cox shot a Big Eight-record .625 from the field for his career...as a team, the Huskers led the Big Eight and finished eighth nationally in scoring defense, yielding 62.8 points per game...NU says good-bye to the NU Coliseum, the home of Husker basketball since the 1925-26 season, with an 82-66 victory over Iowa State, March 6, 1975.

1976-77

Overall Record: 15-14
 Conference: 7-7 in Big Eight (5th)
 Home: 7-4 (5-2) Away: 8-10 (2-5)
 Coach: Joe Cipriano

| | | | | | |
|------------------------------|-------|-------------------|---|----|----|
| H | 11/27 | Iowa | L | 57 | 71 |
| A | 11/29 | Washington (OT) | W | 59 | 58 |
| A | 12/1 | Hawaii-Hilo | L | 66 | 71 |
| A | 12/2 | Hawaii | W | 64 | 59 |
| A | 12/3 | Hawaii | W | 60 | 59 |
| H | 12/8 | Minnesota | L | 58 | 66 |
| A | 12/11 | Illinois | L | 63 | 67 |
| H | 12/13 | NW Missouri State | W | 88 | 53 |
| A | 12/20 | Northwestern | W | 71 | 68 |
| H | 12/22 | Mankato State | W | 64 | 61 |
| Big Eight Holiday Tournament | | | | | |
| KC | 12/28 | Colorado | L | 50 | 55 |
| KC | 12/29 | Iowa State | W | 75 | 55 |
| KC | 12/30 | Oklahoma | W | 66 | 56 |
| A | 1/3 | South Carolina | L | 49 | 54 |
| H | 1/8 | Kansas State | L | 52 | 57 |
| H | 1/12 | Colorado | W | 69 | 54 |
| A | 1/15 | Iowa State | W | 49 | 48 |
| H | 1/19 | Oklahoma | L | 58 | 65 |
| A | 1/22 | Missouri | L | 63 | 76 |
| H | 1/26 | Kansas | W | 60 | 57 |
| H | 1/29 | Oklahoma State | W | 66 | 54 |
| A | 2/2 | Colorado | W | 73 | 62 |
| H | 2/5 | Iowa State | W | 66 | 51 |
| A | 2/9 | Kansas State | L | 62 | 67 |
| H | 2/12 | Missouri | W | 60 | 58 |
| A | 2/16 | Oklahoma | L | 62 | 72 |
| A | 2/19 | Kansas | L | 66 | 74 |
| A | 2/23 | Oklahoma State | L | 60 | 62 |
| Big Eight Tournament | | | | | |
| A | 2/26 | Kansas | L | 58 | 61 |



Joe Cipriano guided the Husker basketball program for 17 years and won 254 games before passing away in 1980. Cipriano led the Huskers to its first three postseason berths in school history.

Season Notes: After some 50 years of play in the NU Coliseum, Nebraska moved into the 15,000-seat NU Sports Complex, which would later be renamed the Bob Devaney Sports Center after the Huskers' longtime football coach and athletic director...Huskers led the Big Eight and ranked sixth nationally in scoring defense at 61.1 points per game, lowest since 1958-59 squad allowed 60.2 points per game...Nebraska and Creighton met for the first time since the 1931-32 season...first year Big Eight sponsored a season-ending tournament to determine league's automatic bid to the NCAA Tournament.

1977-78

Overall Record: 22-8
Conference: 9-5 in Big Eight (2nd)
Home: 14-2 (5-2) Away: 7-6 (4-3)
Coach: Joe Cipriano

| | | | | |
|------------------------------|------------------------|---|-----|----|
| H 12/2 | Missouri Southern..... | W | 61 | 54 |
| H 12/9 | Creighton..... | W | 65 | 58 |
| H 12/10 | South Dakota..... | W | 74 | 64 |
| H 12/12 | Nevada-Reno..... | W | 67 | 50 |
| H 12/16 | California-Davis..... | W | 69 | 64 |
| H 12/17 | Mississippi..... | W | 80 | 70 |
| A 12/19 | Minnesota..... | W | 63 | 49 |
| H 12/21 | Western Illinois..... | W | 73 | 72 |
| H 12/23 | Montana State..... | W | 104 | 60 |
| Big Eight Holiday Tournament | | | | |
| KC 12/27 | Oklahoma State..... | W | 70 | 58 |
| KC 12/29 | Kansas State..... | L | 60 | 69 |
| KC 12/30 | Oklahoma..... | W | 75 | 68 |
| A 1/7 | Kansas State..... | W | 77 | 63 |
| A 1/11 | Colorado..... | L | 64 | 73 |
| H 1/14 | Iowa State..... | L | 59 | 65 |
| A 1/18 | Oklahoma..... | W | 78 | 64 |
| H 1/21 | Missouri..... | W | 56 | 55 |
| H 1/25 | Kansas (8)..... | W | 62 | 58 |
| H 1/28 | Oklahoma State..... | W | 63 | 57 |
| H 2/1 | Colorado..... | W | 86 | 75 |
| A 2/4 | Iowa State..... | W | 62 | 56 |
| H 2/8 | 19/Kansas State..... | W | 63 | 50 |
| A 2/11 | 19/Missouri..... | L | 52 | 74 |
| H 2/15 | Oklahoma..... | L | 68 | 74 |
| A 2/18 | Kansas (6)..... | L | 70 | 75 |

| | | | | |
|-----------------------------------------------------------------------------------------------------------------------------------------------------------------------------------------------------------------------------------------------------------------------------------------------------------------------------------------------------------------------------------------------------------------------------------------------------------------------------------------------------------------------------------------------------------------------------------------------------------------------------------------------------------------------------------------|---------------------|---|----|----|
| A 2/25 | Oklahoma State..... | W | 67 | 56 |
| Big Eight Tournament* | | | | |
| N 2/28 | Oklahoma State..... | W | 71 | 63 |
| N 3/3 | Missouri..... | L | 58 | 61 |
| National Invitation Tournament | | | | |
| H 3/8 | Utah State..... | W | 67 | 66 |
| A 3/15 | Texas (17)..... | L | 48 | 67 |
| *Kansas City, Mo. | | | | |
| Season Notes: Nebraska earned first postseason tournament bid since 1966-67, and advanced to second round of NIT before being knocked out by champion Texas...NU tied school record for season victories and its second-place league finish was its highest since 1965-66 season...Brian Banks earned first-team All-Big Eight honors, while Carl McPipe was named one of 12 All-America centers, by Citizens Saving Athletic Foundation...NU led Big Eight and ranked eighth nationally in scoring defense, allowing 62.9 ppg...NU was only Big Eight team to beat league champion Kansas...Coach Cipriano picked up his 200th win at NU with Huskers' victory over Missouri Southern. | | | | |

1978-79

Overall Record: 14-13
Conference: 7-7 in Big Eight (5th)
Home: 9-2 (6-1) Away: 5-11 (1-6)
Coach: Joe Cipriano

| | | | | |
|------------------------------|-------------------------|---|----|----|
| A 11/24 | Alabama-Birmingham | W | 64 | 55 |
| H 11/25 | Arkansas Tech..... | W | 70 | 59 |
| H 11/28 | Minnesota..... | W | 58 | 48 |
| H 12/2 | Purdue..... | L | 47 | 58 |
| A 12/9 | Creighton..... | L | 61 | 78 |
| H 12/13 | Sacramento State..... | W | 91 | 56 |
| N 12/16 | Mississippi*..... | L | 67 | 70 |
| Rebel Roundup** | | | | |
| N 12/22 | UC-Santa Barbara..... | W | 75 | 55 |
| A 12/23 | UNLV (18)..... | L | 63 | 79 |
| Big Eight Holiday Tournament | | | | |
| KC 12/28 | Missouri (OT)..... | W | 58 | 56 |
| KC 12/29 | Colorado..... | L | 61 | 74 |
| KC 12/30 | Oklahoma..... | W | 69 | 53 |
| A 1/6 | Iowa State..... | W | 72 | 68 |
| A 1/13 | Colorado..... | L | 61 | 64 |
| H 1/17 | Kansas State..... | W | 55 | 53 |

| | | | | |
|--------|---------------------|---|----|----|
| A 1/20 | Missouri..... | L | 60 | 76 |
| H 1/24 | Oklahoma..... | W | 74 | 56 |
| H 1/27 | Kansas (OT)..... | W | 66 | 64 |
| A 1/31 | Oklahoma State..... | L | 57 | 66 |
| H 2/3 | Colorado..... | W | 79 | 52 |
| A 2/7 | Kansas State..... | L | 46 | 58 |
| H 2/10 | Iowa State..... | L | 46 | 48 |
| A 2/14 | Oklahoma..... | L | 58 | 79 |
| H 2/17 | Missouri..... | W | 76 | 64 |
| A 2/21 | Kansas..... | L | 59 | 66 |
| H 2/24 | Oklahoma State..... | W | 76 | 67 |

Big Eight Tournament

| | | | | |
|--------|-------------------------|---|----|----|
| A 2/28 | Kansas State (2OT)..... | L | 60 | 61 |
|--------|-------------------------|---|----|----|

*Biloxi, Miss.; **Las Vegas, Nev.

Season Notes: Huskers led the Big Eight and ranked ninth nationally in team defense at 62.3 ppg...NU's 17-for-17 effort at the free-throw line at Oklahoma State stands as best single-game free-throw percentage mark in school history...Andre Smith was a second-team UPI All-Big Eight pick and led team in scoring at 13.5 ppg...Carl McPipe, one-half of the Huskers' "Hammond Hustlers," was named to USBWA District V all-star team and finished career with 1,300 points...the other half of the "Hammond Hustlers," Brian Banks, ended career with 1,150 points...final year of Big Eight Holiday Tournament, an event that started in 1946.

1979-80

Overall Record: 18-13
Conference: 8-6 in Big Eight (t-2nd)
Home: 14-2 (5-2) Away: 4-11 (5-2)
Coach: Joe Cipriano

Assistant Coach: Moe Iba

| | | | | |
|---------|----------------------------|---|-----|----|
| H 11/30 | South Dakota State..... | W | 100 | 83 |
| H 12/1 | Portland State..... | W | 74 | 52 |
| H 12/3 | Eastern Washington..... | W | 82 | 68 |
| H 12/8 | Creighton..... | W | 64 | 55 |
| A 12/11 | Purdue (9)..... | L | 56 | 78 |
| H 12/13 | Cal State-Bakersfield..... | W | 94 | 80 |
| A 12/15 | Minnesota..... | L | 58 | 75 |
| H 12/22 | UAB (4OT)..... | W | 92 | 84 |

Rainbow Classic*

| | | | | |
|---------|--------------------------|---|----|----|
| N 12/27 | Wisconsin* (OT)..... | W | 83 | 82 |
| N 12/29 | Hawaii..... | L | 55 | 67 |
| N 12/30 | Louisville* (12)..... | L | 58 | 65 |
| A 1/2 | Idaho..... | L | 55 | 64 |
| H 1/4 | Wisconsin-Oshkosh..... | W | 96 | 72 |
| H 1/5 | Angelo State..... | W | 83 | 70 |
| A 1/9 | Iowa State..... | W | 58 | 50 |
| H 1/12 | Missouri (13)..... | L | 63 | 84 |
| H 1/16 | Kansas..... | W | 64 | 57 |
| A 1/19 | Colorado..... | W | 53 | 44 |
| H 1/23 | Oklahoma State (OT)..... | W | 74 | 73 |
| A 1/26 | Kansas State (2OT)..... | L | 64 | 66 |
| H 1/30 | Oklahoma..... | W | 59 | 58 |
| A 2/2 | Missouri (14)..... | L | 60 | 73 |
| A 2/5 | Kansas..... | W | 61 | 56 |
| H 2/9 | Iowa State..... | W | 69 | 66 |
| A 2/13 | Oklahoma State..... | L | 68 | 83 |
| H 2/16 | Colorado..... | L | 55 | 56 |
| H 2/20 | Kansas State..... | W | 70 | 58 |
| A 2/23 | Oklahoma..... | L | 60 | 78 |

Big Eight Tournament

| | | | | |
|--------|--------------------|---|----|----|
| H 2/26 | Oklahoma..... | W | 75 | 68 |
| N 2/29 | Kansas State^..... | L | 59 | 60 |

National Invitation Tournament

| | | | | |
|-------|---------------|---|----|----|
| A 3/6 | Michigan..... | L | 69 | 76 |
|-------|---------------|---|----|----|

*Honolulu, Hawaii; ^Kansas City, Mo.

Season Notes: Picked to finish sixth in a preseason poll of Big Eight media, NU wound up in second-place tie and earned its third NIT berth...Huskers' had longest game ever, a four-overtime affair, against Alabama-Birmingham...Joe Cipriano, who was stricken with cancer, was named UPI Big Eight Co-Coach of the Year with assistant Moe Iba, who guided Huskers in Cip's absence...Iba was tabbed AP Big Eight Coach of the Year and NABC District 12 Coach of the Year...Andre Smith led team in scoring for second straight season with a 19.4 average and was first-team AP/UPI All-Big Eight performer and AP honorable-mention All-American...Jack Moore was second-team AP All-Big Eight pick.

1980-81

Overall Record: 15-12
Conference: 9-5 in Big Eight (t-2nd)
Home: 11-4 (6-1) Away: 4-8 (3-4)
Coach: Moe Iba

| | | | | |
|---------|---------------------|---|----|----|
| H 11/28 | Wyoming (OT)..... | L | 59 | 62 |
| H 11/29 | Idaho..... | L | 53 | 64 |
| A 12/6 | Creighton (OT)..... | L | 61 | 66 |
| H 12/9 | Penn State..... | W | 75 | 50 |

Utah Classic*

| | | | | |
|---------|------------------------|---|----|----|
| N 12/12 | Loyola Marymount*..... | W | 67 | 66 |
| A 12/13 | Utah*..... | L | 55 | 57 |
| H 12/20 | NW Missouri State..... | W | 79 | 59 |
| H 12/22 | Colorado State..... | W | 54 | 48 |
| H 12/23 | Montana..... | W | 69 | 46 |
| A 12/27 | Ball State..... | L | 62 | 67 |
| A 12/30 | Arkansas..... | L | 52 | 64 |
| H 1/5 | Sonoma State..... | W | 84 | 49 |
| H 1/14 | Kansas State..... | W | 59 | 49 |
| A 1/17 | Oklahoma State..... | L | 70 | 81 |
| H 1/21 | Colorado..... | L | 59 | 62 |
| H 1/24 | Missouri..... | W | 66 | 53 |
| A 1/28 | Iowa State..... | W | 61 | 56 |
| H 1/31 | Kansas (18)..... | W | 57 | 54 |
| A 2/4 | Oklahoma..... | W | 71 | 59 |
| H 2/7 | Oklahoma State..... | W | 62 | 54 |
| A 2/11 | Colorado..... | W | 57 | 56 |
| A 2/14 | Kansas State..... | L | 49 | 66 |
| H 2/18 | Iowa State..... | W | 81 | 61 |
| A 2/21 | Missouri..... | L | 45 | 55 |
| A 2/25 | Kansas..... | L | 49 | 75 |
| H 2/28 | Oklahoma..... | W | 90 | 63 |

Big Eight Tournament

| | | | | |
|-------|---------------|---|----|----|
| H 3/3 | Colorado..... | L | 66 | 70 |
|-------|---------------|---|----|----|

Season Notes: Coach Joe Cipriano died after year-long battle with cancer three days before season opener, and Moe Iba was named Huskers' acting head coach...Iba was UPI Big Eight Coach of the Year for leading NU to its second straight second-place league finish...Andre Smith was AP/UPI Big Eight Player of the Year, first-team AP/UPI All-Big Eight selection, USBWA District V performer and an AP honorable-mention All-American...Smith led league in scoring for conference games only with a 19.5 average, while his 589 field-goal percentage mark for all games topped league...Jack Moore was second-team AP All-Big Eight and a CoSIDA Second-Team Academic All-American...Moore led league in free-throw percentage (.922)...Devaney Center-record crowd of 15,038 watched NU stop Oklahoma State, 62-54.

1981-82

Overall Record: 16-12
Conference: 7-7 in Big Eight (t-4th)
Home: 11-3 (5-2) Away: 5-9 (2-5)
Coach: Moe Iba

| | | | | |
|---------|--------------------------|---|----|----|
| A 11/27 | Wyoming..... | L | 48 | 62 |
| H 11/30 | UW-Stevens Point..... | W | 74 | 45 |
| H 12/5 | Creighton..... | W | 86 | 46 |
| H 12/7 | South Dakota State..... | W | 70 | 51 |
| A 12/9 | Baylor..... | W | 64 | 63 |
| H 12/19 | Ball State..... | W | 71 | 57 |
| H 12/21 | Penn State..... | L | 58 | 60 |
| A 12/23 | Colorado State (OT)..... | L | 51 | 58 |

Holiday Classic*

| | | | | |
|---------|-------------------------|---|----|----|
| N 12/28 | Air Force*..... | W | 63 | 47 |
| A 12/29 | Northern Iowa*..... | W | 53 | 42 |
| H 1/6 | Sacramento State..... | W | 93 | 61 |
| H 1/9 | Arkansas (11)..... | L | 50 | 51 |
| H 1/13 | Kansas..... | W | 75 | 55 |
| H 1/16 | Missouri (2)..... | L | 42 | 44 |
| A 1/20 | Oklahoma State..... | L | 50 | 52 |
| H 1/23 | Iowa State..... | W | 60 | 47 |
| A 1/27 | Oklahoma..... | L | 48 | 51 |
| A 1/30 | Colorado..... | W | 74 | 57 |
| H 2/3 | Kansas State (t19)..... | L | 64 | 75 |
| A 2/6 | Missouri (1)..... | W | 67 | 51 |
| H 2/10 | Oklahoma State..... | W | 75 | 63 |
| A 2/13 | Kansas..... | L | 63 | 66 |
| H 2/15 | Oklahoma..... | W | 65 | 51 |
| A 2/20 | Iowa State..... | L | 61 | 63 |
| H 2/24 | Colorado..... | W | 79 | 57 |



Jack Moore won the Pomeroy-Naismith Award in 1982 for the nation's top player under six feet. Moore totaled 1,204 points and 382 assists and 184 rebounds in his Husker career.

| | | | | | |
|----------------------|------|---------------------------|---|----|----|
| A | 2/27 | Kansas State | L | 50 | 67 |
| Big Eight Tournament | | | | | |
| H | 3/2 | Oklahoma State | W | 60 | 49 |
| N | 3/5 | Missouri ^A (5) | L | 53 | 58 |

^ACedar Falls, Iowa; ^KKansas City, Mo.
 Season Notes: NU scored one of its biggest wins ever, a 67-51 victory at 19-0 and No. 1 Missouri...Jack Moore earned Naismith Award, given annually to nation's best player under 6-0 tall, and was AP/UPI first-team All-Big Eight pick and third-team UPI All-American...Moore joined 1,000-point club, finishing career with 1,204 points...Moore hit Big Eight-record .939 from free throw line for season, .901 mark for career was best ever by Big Eight performer and second-best all-time in NCAA Division I history at that time.

1982-83

Overall Record: 22-10
 Conference: 9-5 in Big Eight (t-3rd)
 Home: 17-1 (6-1) Away: 5-9 (3-4)
 Coach: Moe Iba

| | | | | | |
|---|-------|------------------|---|----|----|
| H | 11/26 | Denver | W | 94 | 58 |
| A | 11/29 | Montana | L | 51 | 61 |
| A | 12/4 | Creighton | W | 65 | 62 |
| H | 12/8 | UMKC | W | 69 | 50 |
| H | 12/11 | Baylor | W | 59 | 56 |
| H | 12/18 | Wyoming | W | 68 | 57 |
| H | 12/20 | Missouri Western | W | 93 | 43 |

Hoosier Classic*

| | | | | | |
|---|-------|----------------------|---|----|----|
| N | 12/29 | Cornell* | W | 66 | 56 |
| N | 12/30 | Indiana* (1) | L | 50 | 67 |
| N | 1/3 | Arkansas** (11) | L | 58 | 64 |
| H | 1/7 | Mesa | W | 94 | 57 |
| H | 1/15 | SW Missouri State | W | 98 | 46 |
| A | 1/18 | Iowa State | W | 59 | 54 |
| A | 1/22 | Colorado | L | 69 | 72 |
| H | 1/26 | Kansas State | W | 59 | 43 |
| A | 1/29 | Missouri (13) | L | 56 | 79 |
| H | 2/2 | Oklahoma | W | 60 | 59 |
| H | 2/5 | Kansas | W | 68 | 61 |
| A | 2/9 | Oklahoma State (20T) | L | 63 | 71 |
| H | 2/12 | Colorado | W | 68 | 56 |
| A | 2/16 | Kansas State | W | 56 | 45 |
| H | 2/19 | Iowa State | W | 67 | 66 |

| | | | | | |
|---|------|----------------|---|----|----|
| A | 2/24 | Oklahoma | L | 71 | 84 |
| H | 2/26 | Missouri (15) | L | 51 | 54 |
| A | 3/2 | Kansas | W | 60 | 58 |
| H | 3/5 | Oklahoma State | W | 77 | 68 |

Big Eight Tournament
 H 3/8 Iowa State..... W 94 71
 N 3/11 Missouri^A (12)..... L 63 69

National Invitation Tournament
 H 3/17 Tulane..... W 72 65
 H 3/21 Iona..... W 85 73
 H 3/24 Texas Christian..... W 67 57
 NY 3/28 DePaul..... L 58 68

^AIndianapolis, Ind. ^{**}Little Rock, Ark. ^KKansas City, Mo.
 Season Notes: Nebraska tied school record for victories in a 22-10 season, and advanced further in postseason play than any previous Husker squad by reaching the semifinals of the National Invitation Tournament... freshman Dave Hoppen, who set seven NU freshman records and led the Huskers in scoring with a 13.9 average, was a second-team All-Big Eight pick, and was named to the All-National Invitation Tournament team and the league's all-freshman team.

1983-84

Overall Record: 18-12
 Conference: 7-7 in Big Eight (3rd)
 Home: 11-6 (3-4) Away: 7-6 (4-3)
 Coach: Moe Iba

| | | | | | |
|---|-------|-------------------|---|-----|----|
| H | 11/26 | Augustana (S.D.) | W | 113 | 69 |
| H | 11/29 | Texas Tech | L | 45 | 59 |
| H | 12/3 | Creighton | W | 65 | 56 |
| A | 12/5 | Wisconsin (20T) | W | 71 | 69 |
| H | 12/7 | NW Missouri State | W | 82 | 61 |
| H | 12/10 | Arkansas (15) | W | 67 | 54 |
| H | 12/17 | Northern Iowa | W | 90 | 64 |
| A | 12/20 | Wyoming | W | 67 | 64 |

Cotton States Classic*

| | | | | | |
|---|-------|--------------------|---|-----|----|
| A | 12/28 | Georgia Tech* | L | 49 | 66 |
| N | 12/29 | Michigan State* | L | 45 | 58 |
| H | 1/4 | Colorado State | W | 56 | 54 |
| H | 1/7 | NW Missouri State | W | 93 | 67 |
| H | 1/14 | Eastern Washington | W | 105 | 71 |
| A | 1/18 | Iowa State | W | 64 | 63 |
| H | 1/21 | Missouri | L | 48 | 50 |

| | | | | | |
|---|------|---------------------|---|----|----|
| A | 1/25 | Kansas | L | 61 | 77 |
| A | 1/28 | Colorado | L | 57 | 60 |
| H | 2/1 | Oklahoma State (OT) | W | 54 | 52 |
| A | 2/4 | Kansas State | W | 47 | 46 |
| H | 2/8 | Oklahoma (10) | L | 67 | 78 |
| A | 2/11 | Missouri (OT) | W | 61 | 56 |
| H | 2/15 | Kansas | L | 66 | 67 |
| H | 2/18 | Iowa State | L | 48 | 69 |
| A | 2/22 | Oklahoma State | W | 67 | 64 |
| H | 2/25 | Colorado | W | 75 | 67 |
| H | 2/28 | Kansas State | W | 63 | 56 |
| A | 3/1 | Oklahoma (6) | L | 70 | 79 |

Big Eight Tournament
 H 3/7 Kansas State..... L 39 41
National Invitation Tournament
 A 3/15 Creighton..... W 56 54
 A 3/19 Xavier..... L 57 58

^{*}Atlanta, Ga.
 Season Notes: Nebraska earned back-to-back postseason tournament bids for the first time in school history, advanced to the second round of the NIT... Huskers' 11th straight winning season... Dave Hoppen tops the 1,000-point mark in his career and earns first-team All-Big Eight honors.

1984-85
 Overall Record: 16-14
 Conference: 5-9 in Big Eight (t-5th)
 Home: 12-3 (5-2) Away: 4-11 (0-7)
 Coach: Moe Iba

| | | | | | |
|---|-------|-------------------|---|-----|----|
| H | 11/29 | Southern Colorado | W | 89 | 67 |
| H | 12/1 | South Dakota | W | 101 | 69 |
| H | 12/3 | Montana State | W | 86 | 65 |
| A | 12/8 | Creighton | W | 78 | 73 |
| H | 12/10 | Wyoming | W | 79 | 65 |
| H | 12/12 | Wisconsin | W | 53 | 51 |
| A | 12/15 | Texas Tech (OT) | W | 79 | 74 |
| H | 12/22 | Washington State | L | 58 | 63 |

Cable Car Classic*
 N 12/28 California-Irvine*..... W 73 67
 A 12/29 Santa Clara*..... L 59 78
 A 1/3 Evansville..... L 73 80
 H 1/9 UW-Stevens Point..... W 69 62
 A 1/12 Colorado State (20T)..... W 88 78
 H 1/16 Kansas State..... W 75 63
 A 1/19 Oklahoma State..... L 66 68
 H 1/23 Colorado..... W 85 67
 H 1/26 Missouri..... W 74 66
 A 1/30 Iowa State..... L 65 76
 H 2/2 Kansas (19)..... L 80 91
 A 2/6 Oklahoma (7)..... L 74 83
 H 2/9 Oklahoma State..... W 66 48
 A 2/13 Colorado..... L 61 64
 A 2/16 Kansas State..... L 62 68
 H 2/21 Iowa State..... W 74 57
 A 2/23 Missouri..... L 50 69
 A 2/28 Kansas (11)..... L 65 70
 H 3/2 Oklahoma (6)..... L 62 65

Big Eight Tournament
 A 3/5 Kansas (10)..... L 69 74
National Invitation Tournament
 H 3/13 Canisius..... W 79 66
 A 3/19 UCLA..... L 63 82

^{*}San Francisco, Calif.
 Season Notes: Nebraska made third straight National Invitation Tournament appearance and posted 12th straight winning season... Dave Hoppen earned first-team All-Big Eight honors for the second straight season and became first Husker to score 700 points in a season, as he finished with 704... Hoppen broke six school records... Brian Carr set four Big Eight assist records, led league in assists per game (8.1) and tied NCAA single-game record of 18 at Evansville.

1985-86

Overall Record: 19-11
 Conference: 8-6 in Big Eight (3rd)
 Home: 10-5 (4-3) Away: 9-6 (4-3)
 Coach: Moe Iba

| | | | | | |
|---|-------|-------------------|---|----|----|
| H | 11/23 | Wisconsin-Stout | W | 71 | 53 |
| H | 11/26 | Southern Illinois | W | 85 | 50 |
| A | 11/30 | Wyoming | W | 64 | 53 |

| | | | | | |
|---|-------|-------------------|---|----|----|
| H | 12/2 | California-Irvine | L | 80 | 87 |
| H | 12/7 | Creighton | W | 71 | 52 |
| A | 12/12 | Washington State | W | 79 | 72 |
| A | 12/14 | Montana State | W | 76 | 59 |
| H | 12/20 | Georgia | L | 63 | 67 |
| H | 12/23 | Arizona State | W | 80 | 67 |

Sun Bowl Classic*
 N 12/29 Alabama*..... L 61 78
 N 12/30 Ohio State*..... W 69 66
 H 1/6 Evansville..... W 77 70
 H 1/11 NW Missouri State..... W 99 56
 H 1/15 Kansas (8)..... L 70 81
 H 1/18 Missouri..... L 67 68
 A 1/22 Oklahoma State..... W 62 61
 H 1/25 Iowa State..... W 75 58
 A 1/29 Oklahoma (6)..... L 60 87
 A 2/1 Colorado..... W 77 60
 H 2/5 Kansas State***..... L 54 64
 A 2/8 Missouri..... W 75 66
 H 2/12 Oklahoma State..... W 68 52
 A 2/15 Kansas (3)..... L 61 79
 H 2/19 Oklahoma (10)..... W 66 64
 A 2/22 Iowa State..... L 73 81
 H 2/26 Colorado..... W 79 72
 A 3/1 Kansas State..... W 64 60

Big Eight Tournament^A
 N 3/7 Oklahoma State..... W 82 75
 N 3/8 Iowa State..... L 58 75
NCAA Tournament
 N 3/14 Western Kentucky**..... L 59 67

^{*}El Paso, Texas; ^{**}Charlotte, N.C.; ^{***}Kansas State later forfeited; ^AKansas City, Mo.
 Season Notes: Nebraska lost All-Big Eight center Dave Hoppen for season with a knee injury in Feb. 1 game at Colorado, but rebounded to make school's first-ever NCAA Tournament appearance... Huskers' loss to Western Kentucky in NCAA first round was last game for Coach Moe Iba, who resigned following the game... Hoppen was first-team All-Big Eight pick for third straight season, finished career with a school-record 2,167 points and became first Husker basketball player to have his jersey retired (No. 42)... during his career, Hoppen broke or tied 19 school records and five Big Eight Conference marks... Brian Carr became school's all-time assist leader... Bernard Day picked up the slack and shared team MVP award with the three-time All-Big Eight selection.

1986-87

Overall Record: 21-12
 Conference: 7-7 in Big Eight (5th)
 Home: 15-2 (5-2) Away: 6-10 (2-5)
 Coach: Danny Nee

| | | | | | |
|---|-------|--------------------|---|-----|-----|
| A | 11/28 | California-Irvine | W | 101 | 109 |
| H | 12/1 | Oregon | W | 76 | 60 |
| A | 12/6 | Creighton | L | 66 | 78 |
| A | 12/10 | Southern Illinois | W | 87 | 85 |
| A | 12/14 | Texas A&M | L | 64 | 66 |
| H | 12/20 | Wyoming | W | 62 | 61 |
| H | 12/22 | Detroit | W | 71 | 55 |
| H | 12/27 | Missouri-St. Louis | W | 89 | 63 |

Rochester Classic*

| | | | | | |
|---|-------|----------------------|---|-----|-----|
| N | 12/29 | Butler* | W | 67 | 56 |
| N | 12/30 | San Francisco* | W | 66 | 60 |
| H | 1/3 | Creighton (OT) | W | 70 | 65 |
| H | 1/5 | NW Missouri State | W | 105 | 64 |
| H | 1/7 | Brooklyn | W | 62 | 46 |
| A | 1/10 | Kansas State | L | 82 | 114 |
| H | 1/17 | Colorado | W | 86 | 66 |
| A | 1/20 | Iowa State | L | 75 | 91 |
| A | 1/22 | Kansas | L | 65 | 86 |
| H | 1/28 | Missouri State | L | 71 | 87 |
| H | 2/1 | Oklahoma State | W | 73 | 66 |
| H | 2/4 | Oklahoma (8) | L | 66 | 80 |
| A | 2/7 | Colorado | W | 68 | 65 |
| H | 2/11 | Iowa State | W | 66 | 65 |
| H | 2/14 | Kansas State | W | 78 | 76 |
| A | 2/18 | Missouri | L | 64 | 80 |
| A | 2/21 | Oklahoma (13) | L | 97 | 133 |
| A | 2/25 | Oklahoma State (20T) | W | 79 | 77 |
| H | 2/28 | Kansas (OT, 16) | W | 83 | 81 |

Big Eight Tournament^A

N 2016-17 NEBRASKA BASKETBALL

ALL-TIME RESULTS

| | | | | | | |
|--------------------------------|------|---------------------------|-------|----|----|----|
| N | 3/6 | Kansas State | | L | 45 | 47 |
| National Invitation Tournament | | | | | | |
| H | 3/11 | Marquette | | W | 78 | 76 |
| H | 3/17 | Arkansas | | W | 78 | 71 |
| H | 3/21 | Washington | | W | 81 | 76 |
| NY | 3/24 | Southern Mississippi | | L | 75 | 82 |
| NY | 3/26 | Arkansas-Little Rock (OT) | ... W | 76 | 67 | |

*Rochester, N.Y.; *Kansas City, Mo.
 Season Notes: Under the direction of first-year Coach Danny Nee, Nebraska finished 21-12, missed school record for season wins by one, and finished third in the National Invitation Tournament...Huskers recorded their 14th straight winning season and made their fifth straight postseason tourney appearance...Brian Carr was a second-team All-Big Eight pick, ended career with 682 assists, two off the league record of 684 set by Kansas' Cedric Hunter.

1987-88

| | | | | | | |
|-------------------------------------|-------|--------------|-------|---|----|----|
| Overall Record: 13-18 | | | | | | |
| Conference: 4-10 in Big Eight (7th) | | | | | | |
| Home: 8-6 (3-4) Away: 5-12 (1-6) | | | | | | |
| Coach: Danny Nee | | | | | | |
| Maui Classic* | | | | | | |
| N | 11/27 | Villanova* | | L | 53 | 70 |
| N | 11/28 | Baylor* | | L | 79 | 82 |
| A | 11/29 | Chaminade* | | W | 76 | 75 |
| H | 12/2 | Texas A&M | | W | 92 | 60 |
| Ameritas Classic** | | | | | | |
| H | 12/4 | Lehigh** | | W | 71 | 66 |
| H | 12/5 | Ohio State** | | L | 63 | 72 |
| A | 12/7 | Detroit | | W | 63 | 58 |
| A | 12/9 | Creighton | | L | 73 | 88 |
| A | 12/12 | Oregon | | W | 67 | 62 |
| A | 12/19 | Wyoming (6) | | L | 58 | 87 |
| H | 12/21 | Brooklyn | | W | 72 | 44 |
| A | 12/30 | Drake | | L | 68 | 85 |

| | | | | | | |
|---|------|----------------------|-------|---|----|-----|
| H | 1/2 | Columbia | | W | 82 | 62 |
| A | 1/4 | Furman (OT) | | W | 75 | 74 |
| H | 1/6 | Grambling State (OT) | | L | 68 | 71 |
| H | 1/16 | Missouri | | W | 70 | 68 |
| A | 1/20 | Iowa State (10) | | L | 76 | 114 |
| H | 1/25 | Nebraska-Omaha | | W | 96 | 67 |
| H | 1/27 | Kansas | | W | 70 | 68 |
| A | 1/30 | Colorado | | W | 63 | 57 |
| H | 2/4 | Oklahoma State | | L | 56 | 72 |
| A | 2/6 | Kansas State | | L | 63 | 65 |
| H | 2/9 | Oklahoma (4) | | L | 77 | 92 |
| A | 2/11 | Missouri | | L | 67 | 92 |
| A | 2/16 | Kansas | | L | 48 | 70 |
| H | 2/21 | Colorado | | W | 75 | 67 |
| A | 2/24 | Oklahoma State | | L | 73 | 90 |
| H | 2/27 | Iowa State | | L | 84 | 85 |
| H | 3/2 | Kansas State | | L | 67 | 77 |
| A | 3/5 | Oklahoma (4) | | L | 93 | 113 |

Big Eight Tournament^
 N 3/11 Kansas State L 70 75
 *Lahaina, Hawaii; *Kansas City, Mo.
 Season Notes: Nebraska's strings of 14-straight winning seasons and five consecutive postseason tournament bids both ended, as the Huskers finished 13-18...Rich King and Clifford Scales named to the Big Eight's all-freshman team...Henry T. Buchanan earned honorable-mention All-Big Eight honors and first-team academic All-Big Eight honors...Pete Manning led the Big Eight in field-goal percentage at .590...NU beat eventual national champ for first time, with win over Kansas, 70-68, on a jumper by Beau Reid as time expired.

1988-89

| | | | | | | |
|-------------------------------------|--|--|--|--|--|--|
| Overall Record: 17-16 | | | | | | |
| Conference: 4-10 in Big Eight (7th) | | | | | | |
| Home: 14-4 (4-3) Away: 3-12 (0-7) | | | | | | |
| Head Coach: Danny Nee | | | | | | |

| | | | | | | |
|--------------------------------|-------|------------------------|-------|---|----|-----|
| H | 11/26 | Creighton | | W | 86 | 77 |
| H | 11/30 | Michigan State | | L | 75 | 77 |
| Ameritas Classic* | | | | | | |
| H | 12/2 | North Texas* | | W | 90 | 84 |
| H | 12/3 | San Jose State* | | W | 90 | 76 |
| A | 12/5 | Idaho | | L | 68 | 83 |
| A | 12/11 | Texas Tech | | W | 71 | 69 |
| A | 12/14 | Ohio State (14) | | L | 76 | 103 |
| H | 12/17 | Furman | | W | 69 | 56 |
| H | 12/23 | Drake | | W | 65 | 57 |
| Chaminade New Year's Classic** | | | | | | |
| A | 12/28 | Chaminade** | | W | 86 | 85 |
| N | 12/29 | Morehead State** | | W | 81 | 77 |
| N | 12/30 | Louisiana State** | | L | 87 | 90 |
| H | 1/5 | Sam Houston State | | W | 89 | 70 |
| H | 1/9 | Oklahoma (4) | | L | 81 | 89 |
| H | 1/12 | Northern Illinois | | W | 71 | 56 |
| A | 1/14 | Oklahoma State | | L | 69 | 82 |
| H | 1/17 | Maryland-Baltimore Co. | | W | 86 | 65 |
| H | 1/21 | Kansas State | | L | 68 | 80 |
| H | 1/23 | Wyoming | | W | 71 | 58 |
| H | 1/28 | Missouri (5) | | L | 72 | 89 |
| A | 1/31 | Iowa State | | L | 76 | 88 |
| H | 2/4 | Kansas (18) | | W | 74 | 70 |
| A | 2/8 | Colorado | | L | 80 | 83 |
| A | 2/11 | Kansas State | | L | 66 | 80 |
| H | 2/14 | Oklahoma State | | W | 79 | 77 |
| A | 2/19 | Missouri (3) | | L | 63 | 79 |
| H | 2/22 | Colorado | | W | 97 | 59 |
| H | 2/25 | Iowa State | | W | 77 | 74 |
| A | 3/1 | Kansas | | L | 71 | 80 |
| A | 3/4 | Oklahoma (4) | | L | 76 | 103 |

Big Eight Tournament^
 N 3/10 Missouri (10) L 70 98
 National Invitation Tournament
 H 3/16 Arkansas State W 81 79
 A 3/20 Ohio State L 74 85
 **Honolulu, Hawaii; *Kansas City, Mo.
 Season Notes: Huskers made second postseason tournament appearance in three seasons under Coach Danny Nee, advanced to second round of NIT...Beau Reid earned third-team academic All-America honors and was first-team academic All-Big Eight pick...Eric Johnson and Rich King earned honorable-mention All-Big Eight honors...Johnson broke then-NU single-season record for steals (68), King set then-school marks for blocks in game (5), season (50) and career (70).

1989-90

| | | | | | | |
|-------------------------------------|-------|-------------------|-------|---|-----|-----|
| Overall Record: 10-18 | | | | | | |
| Conference: 3-11 in Big Eight (7th) | | | | | | |
| Home: 9-6 (2-5) Away: 1-12 (1-6) | | | | | | |
| Coach: Danny Nee | | | | | | |
| H | 11/25 | UMKC | | W | 91 | 76 |
| A | 11/27 | Miami (Ohio) | | L | 71 | 91 |
| A | 11/29 | Michigan State | | L | 69 | 80 |
| Ameritas Classic* | | | | | | |
| H | 12/1 | Harvard* | | W | 117 | 79 |
| H | 12/2 | Pepperdine* | | W | 104 | 100 |
| A | 12/5 | Northern Illinois | | L | 56 | 65 |
| H | 12/9 | Texas Tech | | W | 76 | 69 |
| H | 12/11 | Idaho | | L | 72 | 79 |
| A | 12/14 | Creighton | | L | 83 | 86 |
| H | 12/30 | Wagner | | W | 88 | 67 |
| H | 1/6 | Sam Houston State | | W | 99 | 91 |
| H | 1/8 | Kansas (1) | | L | 93 | 98 |
| H | 1/13 | Missouri (5) | | L | 95 | 111 |
| H | 1/16 | Chicago State | | W | 92 | 57 |
| A | 1/20 | Oklahoma State | | L | 71 | 84 |
| A | 1/22 | Wyoming | | L | 65 | 95 |
| H | 1/27 | Iowa State | | L | 83 | 91 |
| A | 1/31 | Oklahoma (9) | | L | 64 | 105 |
| H | 2/3 | Kansas State | | W | 74 | 71 |
| A | 2/7 | Colorado | | W | 91 | 82 |
| A | 2/10 | Missouri (1) | | L | 85 | 107 |
| H | 2/14 | Oklahoma State | | L | 84 | 103 |
| A | 2/17 | Kansas (1) | | L | 67 | 94 |
| H | 2/21 | Oklahoma (10) | | L | 66 | 88 |
| A | 2/24 | Iowa State | | L | 85 | 101 |
| H | 2/28 | Colorado | | W | 96 | 82 |
| A | 3/3 | Kansas State | | L | 57 | 80 |

Big Eight Tournament^

| | | | | | | |
|---|-----|--------------|-------|---|----|----|
| N | 3/9 | Oklahoma (1) | | L | 65 | 78 |
|---|-----|--------------|-------|---|----|----|

*Kansas City, Mo.
 Season Notes: NU's top scorer the previous year, Beau Reid sustained a preseason knee injury that limited him for much of the season...Rich King, Clifford Scales, Carl Hayes earned honorable-mention All-Big Eight honors... King set the school career blocks record at 115.

1990-91


| | | | | | | |
|------------------------------------|-------|------------------------|-------|---|-----|----|
| Overall Record: 26-8 | | | | | | |
| Conference: 9-5 in Big Eight (3rd) | | | | | | |
| Home: 14-1 (6-1) Away: 12-7 (3-4) | | | | | | |
| Coach: Danny Nee | | | | | | |
| San Juan Shootout* | | | | | | |
| N | 11/23 | Saint Louis* | | W | 107 | 79 |
| N | 11/24 | Illinois* | | W | 100 | 73 |
| N | 11/25 | Murray State* | | L | 79 | 81 |
| H | 11/28 | Michigan State (5) | | W | 71 | 69 |
| A | 12/3 | Eastern Illinois | | W | 94 | 64 |
| H | 12/6 | Creighton | | W | 97 | 63 |
| H | 12/8 | Toledo | | W | 105 | 68 |
| A | 12/11 | Wisconsin | | W | 75 | 63 |
| Ameritas Classic** | | | | | | |
| H | 12/14 | Tennessee Tech** | | W | 113 | 92 |
| H | 12/15 | Bowling Green** | | W | 99 | 85 |
| H | 12/22 | 22/Miami (Ohio) | | W | 88 | 73 |
| H | 12/28 | 22/Idaho | | W | 85 | 65 |
| A | 12/30 | 22/The Citadel | | W | 94 | 80 |
| A | 1/2 | 19/UW-Green Bay | | W | 70 | 63 |
| A | 1/5 | 19/Kansas State | | W | 74 | 69 |
| A | 1/9 | 18/UMKC | | W | 97 | 78 |
| H | 1/12 | 18/Iowa State | | W | 97 | 87 |
| A | 1/22 | 14/Colorado | | L | 69 | 86 |
| A | 1/26 | 14/Oklahoma (13) | | W | 111 | 99 |
| H | 1/30 | 11/Missouri | | W | 89 | 75 |
| H | 2/2 | 11/Oklahoma State | | L | 68 | 81 |
| A | 2/5 | 15/Kansas (18) | | L | 77 | 85 |
| H | 2/9 | 15/Colorado | | W | 86 | 72 |
| A | 2/13 | 17/Iowa State | | W | 65 | 57 |
| H | 2/16 | 17/Oklahoma | | W | 105 | 93 |
| H | 2/18 | 17/Northern Illinois | | W | 82 | 73 |
| A | 2/20 | 14/Missouri | | L | 71 | 91 |
| H | 2/23 | 14/Kansas State | | W | 85 | 78 |
| A | 2/27 | 15/Oklahoma State (12) | | L | 69 | 80 |
| H | 3/3 | 15/Kansas (10) | | W | 85 | 75 |

Big Eight Tournament^
 N 3/8 13/Oklahoma (OT) W 117 113
 N 3/9 13/Kansas (12) W 87 83
 N 3/10 13/Missouri L 82 90
 NCAA Tournament***
 N 3/14 11/Xavier L 84 89
 *San Juan, Puerto Rico; ***Minneapolis, Minn.; *Kansas City, Mo.
 Season Notes: After three straight seventh-place Big Eight finishes, Nebraska won a school-record 26 games (against eight losses) and made school's second-ever NCAA Tournament appearance...Huskers held a national ranking for a school-record 14 straight weeks, finished with highest rankings ever of No. 9 by UPI and No. 11 by AP...NU finished third in Big Eight race after being tabbed for eighth in preseason poll of league media and made its first-ever appearance in the league's postseason tournament title game...Cornhuskers had school-record tying 14-game win string from late November through late January...Rich King was second-team All-Big Eight pick, finished career with fourth-highest point total in school history (1,475) and would go on to become NU's first-ever NBA first-round draft pick (14th pick, Seattle SuperSonics).

1991-92

| | | | | | | |
|------------------------------------|-------|---------------------|-------|---|-----|-----|
| Overall Record: 19-10 | | | | | | |
| Conference: 7-7 in Big Eight (5th) | | | | | | |
| Home: 14-2 (5-2) Away: 5-8 (2-5) | | | | | | |
| Coach: Danny Nee | | | | | | |
| H | 11/23 | Sam Houston State | | W | 91 | 42 |
| H | 11/25 | Southern California | | W | 93 | 84 |
| A | 11/30 | Southern Utah | | W | 106 | 101 |
| H | 12/2 | The Citadel | | W | 84 | 61 |
| A | 12/4 | Michigan State (22) | | L | 78 | 101 |
| A | 12/7 | Creighton | | W | 90 | 85 |
| H | 12/11 | Wisconsin | | W | 86 | 67 |

Ameritas Classic*



The tallest player in school history at 7-2, Rich King was a first-round draft pick of the Seattle SuperSonics. King finished his career as Nebraska's single-season and career record holder in blocked shots.

| | | | | | |
|---|-------|---------------------------|---|-----|-----|
| H | 12/20 | Texas A&M* | W | 91 | 68 |
| H | 12/21 | Eastern Washington* | W | 102 | 67 |
| H | 12/30 | UW-Green Bay..... | W | 76 | 68 |
| A | 1/2 | Toledo..... | W | 57 | 52 |
| H | 1/4 | Eastern Illinois..... | W | 81 | 68 |
| A | 1/11 | Colorado..... | W | 84 | 74 |
| H | 1/18 | Missouri (13)..... | L | 73 | 83 |
| H | 1/20 | UMKC..... | W | 74 | 71 |
| A | 1/25 | Kansas (5)..... | L | 78 | 103 |
| H | 1/28 | Oklahoma (18)..... | L | 76 | 79 |
| H | 2/1 | Iowa State..... | W | 68 | 63 |
| H | 2/5 | Oklahoma State (2)..... | W | 85 | 69 |
| A | 2/8 | Kansas State..... | L | 66 | 70 |
| A | 2/17 | Missouri (9)..... | L | 61 | 87 |
| H | 2/19 | Kansas (OT, 3)..... | W | 81 | 79 |
| A | 2/22 | Iowa State (23)..... | W | 80 | 70 |
| A | 2/26 | 25/Oklahoma St. (14)..... | L | 51 | 72 |
| H | 2/29 | 25/Colorado..... | W | 84 | 70 |
| H | 3/4 | Kansas State..... | W | 91 | 62 |
| A | 3/7 | Oklahoma..... | L | 97 | 106 |

| | | | | | |
|-----------------------|------|--------------------|---|----|-----|
| Big Eight Tournament* | | | | | |
| N | 3/13 | Oklahoma (24)..... | L | 85 | 107 |

| | | | | | |
|-----------------|------|--------------------|---|----|----|
| NCAA Tournament | | | | | |
| N | 3/19 | Connecticut**..... | L | 65 | 86 |

**Cincinnati, Ohio; *Kansas City, Mo.

Season Notes: Nebraska made back-to-back NCAA Tournament appearances for the first time ever...picked to finish sixth in a preseason poll of Big Eight media, the Huskers were fifth at 7-7...Huskers' appearance at No. 25 in the Feb. 24 AP poll marked first time NU had been rated in consecutive years...eight of 10 losses were to nationally ranked opponents and all 10 were to postseason tournament teams...two biggest wins of the season came in February, an 86-65 decision over 20-0 and No. 2 Oklahoma State and an 81-79 overtime victory over No. 3 Kansas two weeks later...Jamar Johnson was second-team All-Big Eight pick...Derrick Chandler broke NU single-season record for blocked shots and finished year with second-highest one-year total in Big Eight history (91).

1992-93

| | | | | | |
|--------------------------------------|-------|-----------------------------|----|-----|----|
| Overall Record: 20-11 | | | | | |
| Conference: 8-6 in Big Eight (t-2nd) | | | | | |
| Home: 14-2 (5-2) Away: 6-9 (3-4) | | | | | |
| Coach: Danny Nee | | | | | |
| Ameritas Classic* | | | | | |
| H | 12/4 | 25/Colgate..... | W | 108 | 76 |
| H | 12/5 | 25/Kent State*..... | W | 85 | 61 |
| H | 12/7 | 25/The Citadel..... | W | 86 | 46 |
| H | 12/10 | 25/Creighton..... | W | 100 | 83 |
| A | 12/12 | 25/Wichita State..... | W | 71 | 64 |
| H | 12/19 | 20/Appalachian St..... | W | 93 | 83 |
| H | 12/21 | 17/Texas-Arlington..... | W | 116 | 95 |
| A | 12/23 | 17/Southern California... L | 64 | 74 | |

| | | | | | |
|-------------------|-------|-----------------------------|----|-----|-----|
| Rainbow Classic** | | | | | |
| N | 12/28 | 20/Michigan** (6)..... | L | 73 | 88 |
| N | 12/29 | 20/Southwestern La.** ... L | 80 | 109 | |
| N | 12/30 | 20/Fordham**..... | W | 79 | 55 |
| H | 1/2 | 20/Eastern Illinois..... | W | 70 | 54 |
| H | 1/5 | Southern Utah..... | W | 100 | 85 |
| A | 1/9 | UMKC..... | W | 66 | 65 |
| A | 1/14 | Oklahoma (10)..... | L | 89 | 102 |
| A | 1/16 | Oklahoma State..... | L | 73 | 78 |
| H | 1/20 | Sacramento State..... | W | 86 | 70 |
| H | 1/23 | Kansas State..... | L | 64 | 66 |
| A | 1/25 | Colorado..... | W | 82 | 67 |
| H | 1/30 | Missouri (OT)..... | W | 88 | 87 |
| A | 2/3 | Iowa State..... | L | 69 | 96 |
| H | 2/7 | Kansas (3)..... | W | 68 | 64 |
| A | 2/13 | Kansas State (23)..... | W | 80 | 59 |
| H | 2/15 | Oklahoma State..... | L | 63 | 73 |
| A | 2/21 | Missouri..... | W | 76 | 75 |
| H | 2/24 | Colorado..... | W | 76 | 67 |
| H | 2/27 | Iowa State..... | W | 91 | 87 |
| A | 3/3 | Kansas (8)..... | L | 83 | 94 |
| H | 3/7 | Oklahoma..... | W | 94 | 83 |

| | | | | | |
|-----------------------|------|-------------------|---|----|----|
| Big Eight Tournament* | | | | | |
| N | 3/12 | Kansas State..... | L | 45 | 47 |

| | | | | | |
|-----------------|------|----------------------------|----|----|--|
| NCAA Tournament | | | | | |
| N | 3/19 | New Mexico State*** (24) L | 79 | 93 | |

Honolulu, Hawaii; *Syracuse, N.Y.; *Kansas City, Mo.

Season Notes: For third straight season, Nebraska earns an NCAA Tournament invite...second time in three seasons that Cornhuskers win 20 games...Nee becomes first person in NU history to coach three 20-game winners...Eric Piatkowski earned first-team All-Big Eight honors, the first Husker honored since Dave Hoppen earned the last of three straight awards in 1985-86...Piatkowski became 16th player in school history to reach the 1,000-point plateau...Nebraska began year ranked 25th in AP poll, was ranked in six of first seven polls before falling out...Huskers' 21-point win at Manhattan, Kan., was their largest on the road in conference play since the 1931-32 season.

1993-94

Overall Record: 20-10
 Conference: 7-7 in Big Eight (4th)
 Home: 13-3 (5-2) Away: 7-7 (2-5)
 Coach: Danny Nee

| | | | | | |
|-------------------|-------|--------------------------|---|-----|-----|
| H | 11/27 | Texas-San Antonio..... | W | 96 | 85 |
| H | 11/28 | Texas..... | L | 75 | 78 |
| A | 12/1 | Appalachian State..... | L | 82 | 91 |
| Ameritas Classic* | | | | | |
| H | 12/3 | Ohio*..... | W | 94 | 68 |
| H | 12/4 | Portland*..... | W | 111 | 85 |
| A | 12/9 | Creighton..... | W | 67 | 53 |
| H | 12/11 | Wichita State..... | W | 94 | 72 |
| A | 12/18 | Michigan State..... | W | 85 | 81 |
| H | 12/20 | Florida A&M..... | W | 86 | 61 |
| H | 12/31 | Northern Iowa..... | W | 70 | 63 |
| A | 1/3 | Iowa State..... | W | 78 | 72 |
| H | 1/5 | Southern Utah..... | W | 89 | 85 |
| H | 1/8 | Colorado..... | W | 106 | 67 |
| H | 1/15 | UMKC..... | W | 92 | 71 |
| A | 1/19 | Colorado..... | L | 81 | 86 |
| H | 1/24 | Missouri (24)..... | L | 73 | 89 |
| H | 1/29 | Oklahoma..... | L | 76 | 79 |
| A | 2/6 | Kansas (3)..... | L | 87 | 94 |
| A | 2/9 | Kansas State..... | W | 76 | 68 |
| H | 2/12 | Iowa State..... | W | 102 | 96 |
| A | 2/14 | Oklahoma (OT)..... | L | 111 | 115 |
| A | 2/19 | Oklahoma State..... | L | 80 | 98 |
| H | 2/23 | Kansas (10)..... | W | 96 | 87 |
| H | 2/26 | Kansas State..... | W | 86 | 77 |
| H | 3/2 | Oklahoma State (21)..... | W | 89 | 81 |
| A | 3/5 | Missouri (6)..... | L | 78 | 80 |

| | | | | | |
|-----------------------|------|--------------------------|---|-----|----|
| Big Eight Tournament* | | | | | |
| N | 3/11 | Oklahoma..... | W | 105 | 88 |
| N | 3/12 | Missouri (3)..... | W | 98 | 91 |
| N | 3/13 | Oklahoma State (23)..... | W | 77 | 68 |

| | | | | | |
|-----------------|------|------------------------|---|----|----|
| NCAA Tournament | | | | | |
| N | 3/17 | 22/Pennsylvania**..... | L | 80 | 90 |

**Long Island, N.Y.; *Kansas City, Mo.

Season Notes: For first time in school history, NU recorded back-to-back 20-win seasons, as Huskers finished 20-10 overall en route to a fourth straight NCAA Tournament appearance...after 1-2 start, NU ran off 11-straight wins, a streak highlighted by road wins at Michigan State and Iowa State (snapped Cyclones' 22-game homecourt win streak)...Huskers were 4-6 in Big Eight with four games to play, but rallied to win three of their last four, then went on to capture first-ever Phillips 66 Big Eight Tournament title...Eric Piatkowski earned first-team All-Big Eight honors for second straight season, averaged 21.5 points and finished his career as No. 2 scorer in school history with 1,817 points...Bruce Chubick earned first-team Phillips 66 Academic All-Big Eight honors for third straight season...NU was ranked 22nd in final AP poll, marking fourth straight season it appeared in the rankings, and only third time in school history it had been ranked in season-ending poll.



1990-91: 26-8 RECORD



1991-92: 19-10 RECORD




1992-93: 20-11 RECORD



1993-94: 20-10 RECORD

The Huskers made a school-record four straight NCAA Tournament appearances from 1991 to 1994.

HISTORY



Andre Smith (left) was named the Big Eight Player of the Year in 1981 and earned honorable-mention All-America honors in each of his final two seasons at Nebraska. Venson Hamilton (right) earned Big 12 Player-of-the-Year honors, averaging 15.7 points and 10.2 rebounds per game in 1998-99. Hamilton holds NU career marks for rebounds (1,080) and blocked shots (241).

1994-95

Overall Record: 18-14
 Conference: 4-10 in Big Eight (7th)
 Home: 11-6 (2-5) Away: 7-8 (2-5)
 Coach: Danny Nee
 San Juan Shootout*
 N 11/25 Northeast Louisiana^ W 99 77
 N 11/26 Virginia Tech^ L 81 87
 N 11/27 Coll. of Charleston^ W 74 72

Ameritas Classic*
 H 12/2 Morehead State* W 96 55
 H 12/3 Idaho State* W 98 72
 H 12/7 Creighton W 85 57
 H 12/10 Michigan St. (15, OT) W 96 91
 H 12/17 Western Illinois W 69 62
 H 12/21 Northeastern Illinois W 101 60
 A 12/22 Northern Iowa (OT) W 95 88
 H 12/29 23/Delaware State W 94 52
 H 12/31 23/Appalachian St. W 108 71
 A 1/4 19/Texas L 74 102
 H 1/7 19/Missouri L 74 82
 A 1/9 Long Beach State W 82 71
 H 1/12 Kansas State W 78 56
 A 1/18 UMKC W 63 60
 A 1/23 Kansas (7) L 67 84
 A 1/28 Oklahoma (25) L 72 82
 H 2/1 Oklahoma State L 65 82
 H 2/5 Oklahoma (24) W 71 59
 A 2/8 Colorado W 100 86
 A 2/11 Iowa State (19, OT) L 69 72
 H 2/14 Kansas (3) L 68 91
 A 2/18 Oklahoma State (22) L 53 93
 A 2/22 Missouri (14) W 78 75
 H 2/25 Colorado L 74 80
 A 3/1 Kansas State L 73 75
 H 3/5 Iowa State (24) L 77 79

Big Eight Tournament%
 N 3/10 Oklahoma State (19) L 48 68
 National Invitation Tournament
 H 3/16 Georgia W 69 61
 H 3/21 Penn State L 59 65

*San Juan Shootout, San Juan, P.R.; ^Kansas City, Mo.
 Season Notes: Nebraska reached the second round of the NIT in its fifth straight postseason appearance...Huskers climbed as high as 18th (CNN/USA Today) and 19th (AP) in the national polls...Jaron Boone earned second-team All-Big Eight honors and set then-single-season school records for 3-point field goals and 3-point attempts... Erick Strickland, a Big Eight All-Defensive team member, established then-school record for steals in a season (89)...Nebraska won 18 games for only the 15th time and the sixth time under Danny Nee.

1995-96

Overall Record: 21-14
 Conference: 4-10 in Big Eight (7th)
 Home: 11-5 (3-4) Away: 10-9 (1-6)
 Coach: Danny Nee
 Big Island Invitational^
 N 11/24 Toledo^ W 72 59
 N 11/25 Oregon^ (OT) W 114 106
 N 11/26 Minnesota^ W 96 85

Ameritas Classic*
 H 12/1 Georgia Southern* W 82 59
 H 12/2 Grambling State* W 96 80
 A 12/6 Creighton W 88 67
 A 12/9 Minnesota L 80 91
 H 12/16 Northern Iowa L 104 109
 H 12/18 Northeast Illinois W 94 76
 H 12/20 Delaware State W 88 41
 Far West Classic%
 N 12/29 Oregon% W 99 76
 N 12/30 Mississippi St.% (17) L 66 69
 H 1/3 Texas (23) W 85 69
 H 1/6 Long Beach State W 69 68
 H 1/10 Colorado W 79 74
 A 1/13 Oklahoma (30T) L 100 117
 H 1/17 UMKC W 87 69
 A 1/20 Oklahoma State W 66 57
 H 1/24 Missouri W 76 58
 H 1/28 Kansas (3) L 73 88
 A 1/31 Kansas State L 68 77
 H 2/3 Iowa State L 65 75
 A 2/7 Missouri L 98 99
 A 2/10 Iowa State (21) L 59 74
 H 2/17 Oklahoma State L 57 72
 A 2/19 Kansas (5) L 71 81
 H 2/25 Oklahoma (OT) L 76 80
 A 2/28 Colorado L 64 78
 H 3/3 Kansas State W 70 66

Big Eight Tournament^
 N 3/8 Iowa State (23) L 60 62
 National Invitation Tournament
 A 3/14 Colorado State W 91 83
 H 3/19 Washington State W 82 73
 A 3/22 Fresno State W 83 71
 NY 3/26 Tulane# W 90 78
 NY 3/28 St. Joseph's# W 60 56

^Hilo, Hawaii; * Lincoln, Neb. % Far West Classic, Portland, Ore.; ^Kansas City, Mo.
 Season Notes: The Huskers captured the NIT title, Nebraska's first national tournament title of any kind...1995-96 marked the end of NU's five-year stretch being ranked in the national polls at least one week during the season...Erick Strickland earned second-team

All-Big Eight honors, was named to the Big Eight All-Defensive team and was the NIT Most Valuable Player... Tyrronn Lue was a first-team Big Eight All-Freshman selection and was named to the NIT All-Star team.

1996-97

Overall Record: 18-15
 Conference: 7-9 in Big 12 (7th)
 Home: 13-3 (6-2) Away: 5-12 (1-7)
 Coach: Danny Nee
 A 11/23 Texas (17) (OT) L 81 83
 H 11/26 Weber State W 83 66
 H 11/30 Oregon State W 75 67
 H 12/3 Texas-San Antonio W 79 76

Ameritas Classic*
 H 12/6 Coppin State* W 88 72
 H 12/7 Bowling Green* W 73 68
 A 12/11 UMKC W 76 64
 H 12/21 Minnesota (16) L 56 70

Puerto Rico Holiday Classic@
 N 12/30 Old Dominion@ W 72 66
 N 12/31 Cincinnati (6)@ L 73 84
 N 1/1 Bowling Green @ L 55 58
 A 1/4 Colorado L 73 79
 H 1/8 Creighton W 71 52
 H 1/11 Texas A&M W 74 72
 H 1/15 Kansas State (OT) W 87 77
 H 1/18 Missouri W 76 53
 A 1/22 Missouri L 74 75
 A 1/25 Oklahoma L 77 84
 H 1/29 Iowa State (11) L 67 77
 A 2/1 Kansas (1) (OT) L 77 82
 H 2/5 Colorado (15) W 77 69
 A 2/8 &Texas Tech (23) L 74 87
 A 2/10 Kansas State L 53 61
 A 2/13 Northern Iowa W 77 69
 H 2/16 Texas W 79 67
 A 2/19 Baylor L 60 71
 A 2/22 Iowa State (7) (OT) W 74 69
 H 2/26 Oklahoma State W 77 68
 H 3/2 Kansas (1) L 65 85

Phillips 66 Big 12 Tournament^
 N 3/6 Missouri# L 72 78
 National Invitation Tournament
 H 3/12 Washington W 67 63
 A 3/18 Nevada W 78 68
 A 3/21 Connecticut L 67 76

* Ameritas Classic, Lincoln, Neb.; @ Puerto Rico Holiday Classic, Bayamon, P.R.; ^Kansas City, Mo.; & Texas Tech later forfeited game
 Season Notes: Nebraska won 18 or more games for the seventh straight year and reached postseason play for the seventh straight year...the Huskers defeated a ranked team for the seventh straight season with wins over Colorado and Iowa State...NU appeared in the NIT for the third consecutive season...Mikki Moore became NU's all-time blocked shot leader...Tyrronn Lue earned second-team All-Big 12 honors...Cookie Belcher was a first-team All-Big 12 Rookie selection...NU was 13-3 at home, losing only to Kansas, Iowa State and Minnesota, three teams that advanced to the NCAA Sweet 16.

1997-98

Overall Record: 20-12
 Conference: 10-6 in Big 12 (4th)
 Home: 13-2 (6-2) Away: 7-10 (4-4)
 Coach: Danny Nee
 H 11/16 UNC Greensboro W 75 51
 H 11/19 Western Illinois W 86 57
 H 11/22 New Orleans W 81 66
 H 11/25 Colorado State W 64 57
 H 11/29 Texas-San Antonio W 68 59
 A 12/1 Tulsa L 68 85

Ameritas Classic*
 H 12/5 UNC Wilmington* W 85 68
 H 12/6 Grambling State* W 85 48
 A 12/10 Creighton L 73 84
 A 12/13 Minnesota W 70 66
 Rainbow Classic@
 N 12/27 Virginia@ W 80 65
 A 12/29 Hawaii@ L 62 87
 N 12/30 Vanderbilt@ L 69 80

A 1/3 Kansas (2) L 76 96
 A 1/7 Oklahoma State W 67 62
 H 1/11 Colorado W 87 72
 H 1/18 Oklahoma W 53 43
 A 1/21 Texas L 91 105
 H 1/24 Iowa State W 63 49
 A 1/28 Kansas State L 49 72
 H 2/1 Kansas (5) L 71 82
 A 2/4 Missouri (OT) L 76 81
 H 2/7 Kansas State L 63 69
 A 2/11 Texas A&M W 75 58
 H 2/14 Baylor W 66 55
 H 2/18 Missouri (OT) W 67 66
 A 2/21 Colorado W 79 71
 H 2/25 Texas Tech W 82 65
 A 2/28 Iowa State W 70 62

Phillips 66 Big 12 Tournament^
 N 3/6 Baylor W 65 46
 N 3/7 Kansas (4) L 59 91
 NCAA Tournament
 N 3/12 Arkansas (17)% L 65 74
 * Ameritas Classic, Lincoln, Neb.; @ Rainbow Classic, Honolulu, Hawaii; % NCAA Tournament, Boise, Idaho; ^Kansas City, Mo.

Season Notes: Nebraska's school record of consecutive postseason appearances reached eight seasons... Nebraska won 20 games for the fifth time in eight seasons and the sixth time under Danny Nee...NU made its first NCAA Tournament appearance since 1994, but failed to pick up its first NCAA win...Nebraska posted seven consecutive wins against league foes for the first time in 20 seasons...NU's 10-6 league record was its best since a 9-5 Big Eight mark in 1990-91...Tyrronn Lue was a first-team All-Big 12 choice and became NU's 19th, 1,000-point scorer and was a first-round NBA draft choice...Venson Hamilton broke the single-season rebounding record.

1998-99

Overall Record: 20-13
 Conference: 10-6 in Big 12 (t-5th)
 Home: 12-4 (6-2) Away: 8-9 (4-4)
 Coach: Danny Nee
 H 11/14 UNC Greensboro W 79 59
 N 11/19 Villanova* L 60 75
 N 11/21 Washington State* W 95 84
 N 11/22 Wisconsin* L 41 78
 H 11/28 North Carolina A&T W 65 47
 H 12/1 Tulsa L 49 52

Ameritas Classic**
 H 12/4 SW Texas State** W 63 54
 H 12/5 Colgate** W 60 48
 H 12/9 Creighton W 76 60
 A 12/12 Colorado State L 49 75
 H 12/19 Minnesota (17) L 51 55
 A 12/27 San Francisco W 62 52
 A 12/30 UMKC W 81 65
 A 1/2 Missouri L 57 80
 H 1/10 Texas L 76 89
 H 1/13 Kansas State W 70 61
 A 1/16 Baylor W 68 55
 A 1/20 Oklahoma (25) W 96 81
 H 1/23 Colorado W 72 55
 H 1/27 Kansas (20) W 84 69
 A 1/30 Iowa State L 47 52
 A 2/3 Colorado W 57 52
 H 2/6 Missouri (24) W 69 61
 A 2/10 Kansas (24) W 64 59
 H 2/13 Iowa State W 59 57
 H 2/17 Oklahoma State L 48 60
 A 2/20 Texas Tech L 68 73
 A 2/24 Kansas State L 45 62
 H 2/27 Texas A&M W 87 68

Phillips 66 Big 12 Tournament^
 N 3/4 Texas Tech W 69 50
 N 3/5 Kansas L 53 77
 National Invitation Tournament
 H 3/10 UNLV W 68 55
 A 3/15 TCU L 89 101
 * Top of the World Classic, Fairbanks, Alaska;
 ** Lincoln, Neb. ^Kansas City, Mo.
 Season Notes: Nebraska's school record of consecutive



postseason appearances reached nine seasons... Nebraska won 20 games for the sixth time in nine seasons, the seventh time under Danny Nee...senior center Venson Hamilton was named first-team All-Big 12, the Big 12 Player of the Year and an honorable-mention All-American...Hamilton also became NU's all-time leader in rebounding, blocked shots and games played and joined NU's 1,000-point club...junior guard Cookie Belcher broke the NU single-game, season and career steals record and was a third-team All-Big 12 pick...NU swept Kansas for the first time since 1983 and also won at Lawrence for the first time since the same season...NU won 10 conference games for the second straight season and posted four straight wins against nationally ranked opponents for the first time ever.

1999-2000

Overall Record: 11-19
 Conference: 4-12 in Big 12 (t-8th)
 Home: 10-6 (4-4) Away: 1-13 (0-8)
 Coach: Danny Nee

| | | | | |
|--------------------------------|-----------------------------|---|----|----|
| H 11/23 | Eastern Illinois (20T)..... | W | 81 | 78 |
| Hoop and Quill Classic* | | | | |
| N 11/26 | Southern Mississippi*..... | L | 48 | 75 |
| N 11/27 | Northwestern*..... | W | 61 | 52 |
| N 11/28 | Rutgers*..... | L | 62 | 81 |
| Ameritas Classic** | | | | |
| H 12/3 | Western Carolina***..... | L | 72 | 74 |
| H 12/4 | Monmouth**..... | W | 63 | 47 |
| A 12/9 | Creighton..... | L | 72 | 89 |
| H 12/11 | Pittsburgh..... | W | 69 | 57 |
| N 12/18 | Arizona (4)***..... | L | 59 | 80 |
| H 12/20 | San Francisco..... | L | 60 | 64 |
| H 12/22 | Oral Roberts..... | W | 80 | 65 |
| H 12/31 | Minnesota..... | W | 90 | 78 |
| H 1/4 | Pacific..... | W | 92 | 68 |
| A 1/8 | Kansas State..... | L | 79 | 97 |
| H 1/12 | Iowa State..... | L | 65 | 66 |
| A 1/15 | Kansas (8)..... | L | 82 | 97 |
| H 1/19 | Texas Tech..... | W | 70 | 67 |
| H 1/22 | Baylor..... | W | 69 | 55 |
| A 1/25 | Texas (17)..... | L | 55 | 82 |
| H 1/29 | Kansas State..... | W | 81 | 72 |
| H 2/5 | Missouri..... | L | 78 | 84 |
| A 2/8 | Colorado..... | L | 58 | 70 |
| A 2/12 | Iowa State (17)..... | L | 65 | 87 |
| H 2/14 | Oklahoma (20)..... | L | 54 | 62 |
| A 2/19 | Oklahoma State (8)..... | L | 55 | 94 |
| H 2/23 | Kansas (23)..... | L | 58 | 83 |
| H 2/26 | Colorado..... | W | 69 | 64 |
| A 3/1 | Missouri..... | L | 72 | 86 |
| A 3/4 | Texas A&M (OT)..... | L | 76 | 83 |

Phillips 66 Big 12 Tournament*
 N 3/9 Baylor..... L 55 63
 *Hoop and Quill Classic, St. Charles, Mo.; ** Lincoln, Neb.; *** Las Vegas Showdown, Las Vegas, Nev. ^Kansas City, Mo.
 Season Notes: Danny Nee established a new school record for coaching victories with 254...NU tied the school record for losses with 19 and did not win a game on an opponent's home court for the first time since 1960...Kimani Ffriend earned second-team All-Big 12 honors, and Larry Florence and Steffon Bradford were honorable-mention picks.

2000-01

Overall Record: 14-16
 Conference: 7-9 in Big 12 (7th)
 Home: 8-6 (5-3) Away: 6-10 (2-6)
 Coach: Barry Collier

| | | | | |
|-----------------------------------|------------------------|---|----|----|
| A 11/18 | Oral Roberts..... | L | 83 | 87 |
| H 11/21 | Eastern Illinois..... | W | 85 | 71 |
| H 11/27 | Winthrop..... | W | 65 | 44 |
| A 12/2 | Pittsburgh..... | L | 51 | 52 |
| Husker Classic# | | | | |
| H 12/8 | UMKC#..... | L | 71 | 82 |
| H 12/9 | Alaska-Fairbanks#..... | W | 84 | 55 |
| FedEx Orange Bowl Classic% | | | | |
| N 12/16 | Miami%..... | W | 72 | 64 |
| San Juan Shootout^ | | | | |
| N 12/20 | Iona^..... | W | 81 | 80 |
| N 12/21 | Kent State^..... | W | 69 | 68 |

| | | | | |
|---------------------------------------|--------------------------|---|----|----|
| N 12/22 | Southern Methodist^..... | W | 72 | 70 |
| A 12/28 | Minnesota (OT)..... | L | 70 | 74 |
| H 12/30 | Murray State..... | L | 71 | 79 |
| H 1/2 | Creighton..... | L | 51 | 62 |
| A 1/6 | Missouri..... | L | 66 | 68 |
| H 1/13 | Texas (22)..... | W | 80 | 67 |
| A 1/17 | Kansas (5)..... | L | 62 | 84 |
| H 1/20 | Iowa State (23)..... | L | 59 | 60 |
| H 1/24 | Missouri..... | W | 85 | 79 |
| A 1/27 | Oklahoma (24)..... | L | 66 | 77 |
| A 1/30 | Kansas State..... | W | 63 | 61 |
| H 2/3 | Colorado..... | L | 57 | 60 |
| H 2/7 | Oklahoma State (OT)..... | W | 78 | 75 |
| A 2/10 | Baylor..... | L | 58 | 69 |
| H 2/14 | Kansas State..... | W | 82 | 56 |
| A 2/17 | Colorado (OT)..... | W | 87 | 82 |
| A 2/21 | Texas Tech..... | L | 64 | 65 |
| H 2/25 | Kansas (10)..... | L | 74 | 78 |
| H 2/28 | Texas A&M..... | W | 97 | 69 |
| A 3/3 | Iowa State (8)..... | L | 73 | 86 |
| Phillips 66 Big 12 Tournament* | | | | |
| N 3/8 | Kansas State..... | L | 58 | 62 |

#-Lincoln, Neb.; %-Miami, Fla.; ^-Carolina, P.R.
 *Kansas City, Mo.
 Season Notes: Barry Collier became the 25th head coach in school history when he took over the program...senior Cookie Belcher set the Big 12 record and finished third in NCAA history with 353 steals...Nebraska recorded a five-game winning streak in mid-December, while winning the San Juan Shootout title...Belcher ended his illustrious career by earning second-team All-Big 12 honors...Kimani Ffriend and Steffon Bradford were tabbed honorable-mention all-conference.

2001-02

Overall Record: 13-15
 Conference: 6-10 in Big 12 (t-7th)
 Home: 12-4 (5-3) Away: 1-11 (1-7)
 Coach: Barry Collier

| | | | | |
|---------------------------------------|--------------------------|---|----|----|
| H 11/20 | North Carolina A&T..... | W | 69 | 57 |
| H 11/24 | Winthrop..... | W | 73 | 65 |
| H 11/28 | Texas-San Antonio..... | W | 81 | 63 |
| H 12/2 | Wofford..... | W | 65 | 46 |
| H 12/5 | Western Illinois..... | W | 72 | 53 |
| H 12/8 | Oral Roberts..... | W | 61 | 55 |
| A 12/12 | Creighton..... | L | 70 | 76 |
| H 12/15 | Sam Houston State..... | L | 70 | 74 |
| A 12/22 | Minnesota..... | L | 72 | 81 |
| A 12/29 | Pacific..... | L | 52 | 75 |
| H 1/2 | Savannah State..... | W | 66 | 47 |
| A 1/5 | Missouri (17)..... | L | 53 | 60 |
| A 1/9 | Kansas (1)..... | L | 57 | 96 |
| H 1/12 | Colorado..... | W | 75 | 67 |
| H 1/16 | Oklahoma (5)..... | L | 51 | 78 |
| A 1/19 | Texas..... | L | 66 | 77 |
| A 1/23 | Oklahoma State (11)..... | L | 63 | 70 |
| H 1/26 | Iowa State (OT)..... | W | 86 | 84 |
| H 1/30 | Texas Tech (20)..... | W | 80 | 69 |
| A 2/5 | Colorado..... | L | 61 | 84 |
| H 2/9 | Kansas State..... | W | 99 | 82 |
| H 2/13 | Missouri..... | L | 71 | 87 |
| A 2/16 | Iowa State..... | L | 79 | 85 |
| A 2/20 | Texas A&M..... | W | 82 | 72 |
| H 2/24 | Kansas (1)..... | L | 87 | 88 |
| H 2/27 | Baylor..... | W | 75 | 55 |
| A 3/2 | Kansas State..... | L | 58 | 67 |
| Phillips 66 Big 12 Tournament^ | | | | |
| N 3/7 | Colorado..... | L | 60 | 67 |

^Kansas City, Mo.
 Season Notes: Senior Cary Cochran set Nebraska career, season and single-game records for 3-pointers, and finished third in Big 12 history with 268...Cochran led the nation in free-throw percentage and finished second in NU single-season history...NU recorded six straight victories to open the season, and finished with a 12-4 mark at the Devaney Center...Cochran and senior John Robinson II were selected honorable-mention All-Big 12 (coaches)...Cochran and Brian Conklin were named to the academic All-Big 12 first-team, and Cochran was selected to the Verizon Academic All-District first-team.

2002-03

Overall Record: 11-19
 Conference: 3-13 in Big 12 (12th)
 Home: 9-6 (3-5) Away: 2-13 (0-8)
 Coach: Barry Collier

Top of the World Classic!

| | | | | |
|---------------------------------------|--------------------------|---|----|----|
| N 11/21 | Centenary!..... | W | 68 | 45 |
| N 11/23 | Alaska-Fairbanks!..... | L | 61 | 64 |
| N 11/24 | Ball State!..... | L | 65 | 73 |
| H 12/1 | Texas-San Antonio..... | W | 69 | 53 |
| A 12/5 | South Florida..... | L | 60 | 65 |
| H 12/8 | Minnesota (20)..... | W | 80 | 60 |
| H 12/14 | IPFW..... | W | 63 | 46 |
| H 12/21 | Creighton (20)..... | L | 73 | 81 |
| ASU Hoops Classic# | | | | |
| N 12/27 | UC Santa Barbara#..... | W | 60 | 57 |
| A 12/28 | Arizona State#..... | L | 63 | 75 |
| H 12/31 | Eastern Washington..... | W | 63 | 60 |
| H 1/4 | Denver (OT)..... | W | 79 | 75 |
| H 1/7 | Lipscomb..... | W | 70 | 60 |
| A 1/11 | Kansas (14)..... | L | 59 | 92 |
| H 1/15 | Texas A&M..... | L | 52 | 53 |
| H 1/18 | Colorado (OT)..... | W | 80 | 77 |
| A 1/22 | Kansas State..... | L | 53 | 77 |
| A 1/25 | Iowa State..... | L | 61 | 71 |
| H 1/29 | Missouri (25)..... | L | 56 | 63 |
| H 2/1 | Kansas (12)..... | L | 51 | 81 |
| A 2/5 | Texas Tech..... | L | 49 | 75 |
| H 2/12 | Oklahoma State (13)..... | L | 70 | 77 |
| H 2/15 | Texas (6)..... | L | 63 | 75 |
| A 2/18 | Missouri..... | L | 50 | 67 |
| A 2/22 | Baylor..... | L | 64 | 78 |
| H 2/25 | Kansas State..... | W | 68 | 61 |
| H 3/1 | Iowa State..... | W | 69 | 61 |
| A 3/4 | Oklahoma (5)..... | L | 51 | 76 |
| A 3/8 | Colorado..... | L | 69 | 84 |
| Phillips 66 Big 12 Tournament@ | | | | |
| N 3/13 | Missouri..... | L | 61 | 70 |

!Fairbanks, Alaska; #Tempe, Ariz.; @Dallas, Texas
 Season Notes: Nebraska finished the year 9-6 at the Devaney Center, its 27th straight home winning season, but lost a school-record tying 19 games on the year... Andrew Drevo and Nate Johnson earned honorable-mention All-Big 12 honors by AP and the league's head coaches, respectively...John Turek was named academic All-Big 12.

2003-04

Overall Record: 18-13
 Conference: 6-10 in Big 12 (t-9th)
 Home: 15-3 (5-3) Away: 3-10 (1-7)
 Coach: Barry Collier

| | | | | |
|---------|--------------------------|---|----|----|
| H 11/22 | Fairleigh Dickinson..... | W | 80 | 64 |
| H 11/29 | Eastern Michigan..... | W | 67 | 59 |
| H 12/3 | Arizona State..... | W | 66 | 60 |

| | | | | |
|-------------------------------------------|---------------------------|---|----|----|
| H 12/6 | South Florida..... | W | 75 | 52 |
| H 12/8 | Delaware State..... | W | 68 | 39 |
| A 12/10 | Creighton..... | L | 54 | 61 |
| H 12/13 | Tennessee..... | W | 77 | 62 |
| H 12/20 | Bethune-Cookman..... | W | 70 | 26 |
| H 12/22 | Lipscomb..... | W | 75 | 52 |
| A 12/29 | Minnesota..... | W | 77 | 60 |
| H 1/6 | St. Francis (Pa.)..... | W | 93 | 49 |
| A 1/10 | Iowa State..... | L | 74 | 89 |
| H 1/14 | Colorado..... | L | 60 | 68 |
| A 1/17 | Texas (18)..... | L | 61 | 63 |
| H 1/21 | Baylor..... | W | 76 | 47 |
| A 1/24 | Missouri..... | L | 51 | 72 |
| H 2/1 | Oklahoma (25)..... | L | 50 | 52 |
| A 2/4 | Kansas State..... | L | 61 | 78 |
| H 2/7 | Missouri..... | W | 78 | 62 |
| A 2/11 | Texas A&M..... | W | 83 | 77 |
| H 2/15 | Kansas (12)..... | W | 74 | 55 |
| H 2/18 | Kansas State..... | L | 58 | 63 |
| A 2/21 | Oklahoma St. (7, OT)..... | L | 83 | 87 |
| H 2/24 | Texas Tech (25)..... | W | 72 | 44 |
| H 2/28 | Iowa State..... | W | 68 | 65 |
| A 3/3 | Kansas (21)..... | L | 67 | 78 |
| A 3/6 | Colorado..... | L | 75 | 78 |
| Phillips 66 Big 12 Tournament& | | | | |
| N 3/11 | Oklahoma..... | L | 59 | 63 |

National Invitation Tournament
 A 3/16 Creighton..... W 71 70
 H 3/19 Niagara..... W 78 70
 A 3/22 Hawaii..... L 83 84
 &Dallas, Texas
 Season Notes: Nebraska picked up its first postseason berth in five years and first under Coach Barry Collier... the Huskers went 2-1 in the NIT...Nebraska finished with a 15-3 record at home, tying for the second-most home wins in Devaney Center history...Nate Johnson led the team in scoring (13.0) while picking up honorable-mention all-conference honors...Johnson finished as the second-highest scoring transfer in school history, only behind teammate Andrew Drevo...Brian Conklin set a Big 12 and school record by hitting 55.9 percent from 3-point range...The Huskers set the Big 12 mark for fewest points allowed in a contest (26) and in a half (12) against Bethune-Cookman.

2004-05

Overall Record: 14-14
 Conference: 7-9 in Big 12 (t-8th)
 Home: 10-6 (4-4) Away: 4-8 (3-5)
 Coach: Barry Collier

| | | | | |
|---------|--------------------------|---|----|----|
| H 11/23 | Arkansas-Pine Bluff..... | W | 97 | 40 |
| H 11/27 | Texas Southern..... | W | 78 | 58 |
| A 12/2 | UAB..... | L | 66 | 80 |
| H 12/6 | Morgan State..... | W | 64 | 34 |
| H 12/8 | Minnesota..... | L | 48 | 57 |



The Huskers celebrate with fans following a 74-67 win over No. 4 Oklahoma State on Feb. 22, 2005. The victory was the Huskers' first over a top-five program since the 1993-94 season.

N 2016-17 NEBRASKA BASKETBALL

ALL-TIME RESULTS

| | | | | | |
|---|-------|--------------------|---|----|----|
| H | 12/11 | Creighton | L | 48 | 50 |
| H | 12/18 | North Carolina A&T | W | 71 | 49 |
| A | 12/21 | Marquette | L | 62 | 81 |
| A | 12/30 | Tennessee | W | 62 | 61 |
| H | 1/2 | Montana State | W | 78 | 45 |
| H | 1/8 | Kansas State (2ot) | W | 95 | 85 |
| A | 1/12 | Colorado | W | 68 | 61 |
| H | 1/15 | Texas (10) | L | 53 | 63 |
| A | 1/19 | Kansas (2) | L | 57 | 59 |
| A | 1/22 | Missouri | L | 70 | 80 |
| H | 1/26 | Texas A&M | W | 77 | 67 |
| A | 1/29 | Texas Tech | L | 68 | 84 |
| H | 2/1 | Utah Valley State | W | 91 | 57 |
| H | 2/5 | Kansas (3) | L | 65 | 78 |
| H | 2/8 | Iowa State | L | 60 | 65 |
| A | 2/12 | Baylor | W | 74 | 63 |
| A | 2/16 | Oklahoma (21) | L | 60 | 83 |
| H | 2/19 | Missouri | L | 53 | 56 |
| H | 2/22 | Oklahoma State (4) | W | 74 | 67 |
| A | 2/27 | Iowa State | W | 76 | 69 |
| H | 3/2 | Colorado | W | 70 | 55 |
| A | 3/5 | Kansas State | L | 53 | 73 |

Phillips 66 Big 12 Tournament#
 N 3/10 Missouri..... L 67 70
 #Kansas City, Mo.

Season Notes: Nebraska won at least 10 home games for the 23rd time in 29 years at the Devaney Center...the Huskers' biggest win of the season came at home against No. 4 Oklahoma State, NU's first win over a top-five program since 1994...freshman guard Joe McCray earned honorable-mention All-Big 12 honors from the coaches and AP after setting the freshman records for scoring average (15.5 ppg) at NU and 3-pointers (80) in the Big 12...freshman center Aleks Maric broke NU freshman record for rebounds (169)...five Huskers earned academic All-Big 12 honors, including Jake Muhleisen who was also named academic all-district.

2005-06

Overall Record: 19-14
 Conference: 7-9 in Big 12 (6th)
 Home: 14-5 (4-4) Away: 5-9 (3-5)
 Coach: Barry Collier

John Thompson Foundation Basketball Challenge^

| | | | | | |
|---|-------|--------------------|---|-----|----|
| H | 11/18 | Longwood^ | W | 80 | 65 |
| H | 11/19 | Yale^ | W | 73 | 64 |
| H | 11/20 | Louisiana Tech^ | W | 59 | 56 |
| H | 11/27 | SE Missouri State | W | 69 | 54 |
| H | 11/30 | Marquette | W | 84 | 74 |
| H | 12/3 | UAB | L | 72 | 73 |
| H | 12/8 | South Dakota State | W | 76 | 67 |
| A | 12/11 | Creighton | L | 44 | 70 |
| H | 12/17 | Chicago State | W | 76 | 65 |
| H | 12/19 | North Carolina A&T | W | 107 | 57 |
| H | 12/21 | Alabama A&M | W | 67 | 60 |

Micro PCS Orange Bowl Classic@

| | | | | | |
|---|-------|-------------------|---|----|----|
| N | 12/31 | Florida State@ | L | 60 | 74 |
| H | 1/3 | Northern Colorado | W | 60 | 50 |
| H | 1/7 | Oklahoma (12) | W | 59 | 58 |
| A | 1/11 | Kansas State | W | 57 | 42 |
| H | 1/17 | Iowa State | L | 75 | 88 |
| A | 1/21 | Kansas | L | 54 | 96 |
| A | 1/25 | Colorado | L | 59 | 81 |
| H | 1/28 | Missouri | W | 65 | 52 |
| A | 1/31 | Oklahoma State | W | 59 | 57 |
| H | 2/4 | Baylor | W | 60 | 45 |
| H | 2/8 | Kansas | L | 48 | 69 |
| A | 2/11 | Texas (6) | L | 59 | 78 |
| A | 2/15 | Iowa State | W | 73 | 63 |
| H | 2/18 | Texas Tech | L | 64 | 70 |
| H | 2/22 | Colorado | W | 93 | 77 |
| A | 2/25 | Texas A&M | L | 55 | 66 |
| H | 3/1 | Kansas State | L | 64 | 66 |
| A | 3/5 | Missouri | L | 63 | 64 |

Phillips 66 Big 12 Tournament#

| | | | | | |
|---|------|---------------|---|----|----|
| N | 3/9 | Missouri | W | 71 | 64 |
| N | 3/10 | Oklahoma (22) | W | 69 | 63 |
| N | 3/11 | Kansas (17) | L | 65 | 79 |

National Invitation Tournament

| | | | | | |
|---|------|---------|---|----|----|
| A | 3/16 | Hofstra | L | 62 | 73 |
|---|------|---------|---|----|----|

^Lincoln, Neb.; @Sunrise, Fla.; #Dallas, Texas

Season Notes: Nebraska won 19 games, its most since

1998-99...the Huskers earned their second postseason NIT appearance in three years after a sixth-place finish in the Big 12, their highest placing in eight years...NU reached the semifinals by winning two games at the conference tournament for the first time in the Big 12 era...Nebraska picked up two wins over ranked teams, both against Oklahoma...sophomore Aleks Maric led the Big 12 in double-doubles in league-only games and was third overall in rebounding.

2006-07

Overall Record: 17-14
 Conference: 6-10 in Big 12 (7-7th)
 Home: 12-4 (4-4) Away: 5-10 (2-6)
 Coach: Doc Sadler

| | | | | | |
|---|-------|---------------------|---|----|----|
| H | 11/14 | Nebraska-Omaha | W | 76 | 62 |
| H | 11/18 | Creighton (20) | W | 73 | 61 |
| H | 11/21 | Lubbock Christian | W | 65 | 42 |
| H | 11/27 | Arkansas-Pine Bluff | W | 71 | 42 |
| H | 11/29 | North Texas | W | 76 | 57 |
| A | 12/2 | Rutgers | L | 73 | 75 |

Pape Jam!

| | | | | | |
|---|-------|-------------|---|----|----|
| N | 12/9 | Oregon! | L | 56 | 68 |
| H | 12/17 | Alabama A&M | W | 82 | 55 |

Rainbow Classic\$

| | | | | | |
|---|-------|-----------|---|----|----|
| N | 12/20 | Wyoming\$ | W | 73 | 58 |
| A | 12/22 | Hawaii\$ | L | 72 | 81 |
| N | 12/23 | Houston\$ | W | 70 | 57 |

Micro PCS Orange Bowl Classic@

| | | | | | |
|---|-------|------------------|---|----|----|
| N | 12/30 | Miami@ | W | 82 | 67 |
| H | 1/3 | Savannah State | W | 81 | 53 |
| H | 1/6 | Western Kentucky | W | 82 | 71 |
| A | 1/10 | Iowa State | L | 62 | 71 |
| A | 1/17 | Oklahoma | L | 53 | 70 |
| H | 1/20 | Colorado | W | 71 | 50 |
| H | 1/24 | Texas | L | 61 | 62 |
| A | 1/27 | Kansas State | L | 45 | 61 |
| H | 1/29 | Kansas (6) | L | 56 | 76 |
| A | 2/3 | Missouri | W | 66 | 61 |
| A | 2/6 | Texas Tech | W | 61 | 59 |
| H | 2/10 | Texas A&M (6) | L | 55 | 66 |
| H | 2/13 | Kansas State | W | 74 | 63 |
| A | 2/17 | Kansas (9) | L | 39 | 92 |

| | | | | | |
|---|------|----------------|---|----|----|
| A | 2/21 | Baylor | L | 59 | 63 |
| H | 2/24 | Missouri (OT) | W | 82 | 77 |
| H | 2/28 | Iowa State | L | 63 | 69 |
| A | 3/3 | Colorado | L | 69 | 73 |
| H | 3/5 | Oklahoma State | W | 85 | 73 |

Phillips 66 Big 12 Tournament^

| | | | | | |
|---|-----|----------------|---|----|----|
| N | 3/8 | Oklahoma State | L | 39 | 54 |
|---|-----|----------------|---|----|----|

!Portland, Ore.; \$Honolulu, Hawaii; @Sunrise, Fla.; ^Oklahoma City, Okla.

Season Notes: Doc Sadler became the 26th head coach in program history on Aug. 8, 2006, after former coach Barry Collier left his position in early August to become Athletic Director at his alma mater, Butler University...the Huskers reeled off five straight wins to open the season, including a victory over nationally ranked Creighton, on their way to a 17-14 overall record...Nebraska played only one home game in the month of December while traveling more than 15,000 miles for six games...Nebraska defeated five teams that went on to play in the postseason...Aleks Maric earned second-team All-Big 12 honors from the coaches and Associated Press after averaging 18.5 points and 8.7 rebounds per game, totals that were fourth and second, respectively, in the conference...Maric also earned all-district honors from the coaches and the basketball writer's associations...Paul Velandar was named to the academic all-league team.

2007-08

Overall Record: 20-13
 Conference: 7-9 in Big 12 (7-7th)
 Home: 17-3 (5-3) Away: 3-10 (2-6)
 Coach: Doc Sadler

| | | | | | |
|---|-------|-----------------------|---|----|----|
| H | 11/10 | Presbyterian | W | 67 | 52 |
| H | 11/17 | Alabama A&M | W | 59 | 45 |
| H | 11/20 | Norfolk State | W | 83 | 48 |
| A | 11/24 | Creighton | L | 62 | 74 |
| H | 11/26 | IPFW | W | 79 | 62 |
| H | 12/2 | Arizona State | W | 62 | 47 |
| A | 12/5 | Western Kentucky (OT) | L | 62 | 69 |
| H | 12/9 | Rutgers | W | 63 | 51 |
| H | 12/11 | Savannah State | W | 82 | 37 |
| H | 12/15 | Oregon & (16, OT) | W | 88 | 79 |

| | | | | | |
|---|-------|------------------------|---|----|----|
| H | 12/22 | North Carolina Central | W | 71 | 28 |
| H | 12/29 | Alcorn State | W | 77 | 53 |
| H | 1/4 | Maryland Eastern Shore | W | 86 | 50 |
| H | 1/12 | Kansas (3) | L | 58 | 79 |
| A | 1/15 | Colorado | L | 51 | 55 |
| H | 1/19 | Baylor | L | 70 | 72 |
| A | 1/26 | Kansas (2) | L | 49 | 84 |
| A | 1/30 | Missouri | W | 66 | 62 |
| H | 2/2 | Iowa State | W | 64 | 56 |
| A | 2/6 | Kansas State (20) | L | 64 | 71 |
| H | 2/9 | Texas Tech | W | 73 | 62 |
| H | 2/13 | Missouri (OT) | L | 78 | 86 |
| A | 2/16 | Iowa State | L | 52 | 60 |
| H | 2/20 | Kansas State (24) | W | 71 | 64 |
| A | 2/23 | Texas A&M (22) | W | 65 | 59 |
| H | 2/27 | Oklahoma | W | 63 | 45 |
| A | 3/1 | Oklahoma State | L | 63 | 77 |
| A | 3/4 | Texas (9) | L | 66 | 70 |
| H | 3/9 | Colorado | W | 68 | 49 |

Phillips 66 Big 12 Tournament^

| | | | | | |
|---|------|------------|---|----|----|
| N | 3/13 | Missouri | W | 61 | 56 |
| N | 3/14 | Kansas (5) | L | 54 | 64 |

National Invitation Tournament

| | | | | | |
|---|------|------------------|---|----|----|
| H | 3/19 | Charlotte | W | 67 | 48 |
| A | 3/24 | Mississippi (OT) | L | 75 | 85 |

& at Qwest Center in Omaha ^Kansas City, Mo.

Season Notes: Nebraska earned just the 12th 20-win season in program history and Coach Doc Sadler tied the record for a Husker mentor with 37 wins in his first two years combined...it was the 14th overall NIT appearance by Nebraska...senior center Aleks Maric who earned first-team All-Big 12 honors from the AP and second-team accolades from the coaches after averaging 15.7 points and 10.2 rebounds per game...Maric also earned first-team all-district honors from the coaches and the basketball writer's associations...Maric was only second player in school history to top 1,000 career rebounds, and tied the school single-season record with 335 boards...Maric was only the third player in the Big 12 era with at least 1,600 points and 1,000 rebounds in a career.

2008-09

Overall Record: 18-13
 Conference: 8-8 in Big 12 (8th)
 Home: 14-4 (5-3) Away: 4-8 (3-5)
 Coach: Doc Sadler

| | | | | | |
|---|-------|------------------------|---|----|----|
| H | 11/16 | San Jose State | W | 63 | 46 |
| A | 11/19 | TCU | W | 62 | 50 |
| H | 11/22 | Arkansas-Pine Bluff | W | 67 | 53 |
| H | 11/25 | Saint Louis | W | 71 | 57 |
| H | 11/29 | Creighton | W | 54 | 52 |
| H | 12/3 | Alabama State | W | 80 | 51 |
| A | 12/7 | Arizona State (19) | L | 44 | 64 |
| A | 12/13 | Oregon State | L | 63 | 64 |
| H | 12/20 | IPFW | W | 75 | 48 |
| H | 12/23 | UMBC | L | 64 | 66 |
| H | 12/30 | South Carolina State | W | 77 | 63 |
| H | 1/3 | Maryland Eastern Shore | W | 88 | 56 |
| H | 1/5 | Florida A&M | W | 81 | 56 |
| H | 1/10 | Missouri | W | 56 | 51 |
| A | 1/14 | Iowa State | L | 53 | 65 |
| H | 1/17 | Kansas State | W | 73 | 51 |
| A | 1/21 | Oklahoma (6) | L | 61 | 72 |
| H | 1/24 | Oklahoma State (ot) | L | 74 | 76 |
| H | 1/28 | Kansas | L | 62 | 68 |
| A | 1/31 | Texas Tech | W | 82 | 69 |
| A | 2/4 | Colorado | W | 55 | 53 |
| H | 2/7 | Texas (16) | W | 58 | 55 |
| A | 2/14 | Missouri (17) | L | 47 | 70 |
| H | 2/18 | Colorado | W | 46 | 41 |
| A | 2/21 | Kansas (15) | L | 53 | 70 |
| H | 2/24 | Texas A&M | L | 55 | 57 |
| A | 2/28 | Kansas State | L | 72 | 77 |
| H | 3/4 | Iowa State | W | 77 | 61 |
| A | 3/7 | Baylor | W | 66 | 62 |

Phillips 66 Big 12 Tournament^

| | | | | | |
|---|------|--------|---|----|----|
| N | 3/11 | Baylor | L | 49 | 65 |
|---|------|--------|---|----|----|

National Invitation Tournament

| | | | | | |
|---|------|------------|---|----|----|
| A | 3/17 | New Mexico | L | 71 | 83 |
|---|------|------------|---|----|----|

^Oklahoma City, Okla.

Season Notes: Despite fielding the shortest team in Division I in 2008-09, Nebraska finished with its first



Ade Dagunduro earned third-team All-Big 12 honors in 2009, and helped the Huskers to a pair of tournament bids in his career. Dagunduro played in the 2012 Olympics for Nigeria.



Lance Jeter earned third-team All-Big 12 honors in 2010-11, helping the Huskers to 19 wins and a berth in the NIT.

.500 record in Big 12 play in 10 years, and only the third time in the Big 12 era...with 18 regular-season wins, the Huskers earned their second straight NIT berth and 22nd postseason berth in school history...coach Doc Sadler set the Nebraska record for most wins in his first three years in Lincoln, posting 55 over three seasons...senior guard Ade Dagunduro was a third-team All-Big 12 selection by the coaches and media, and was selected to the coaches All-Defense Team...the Huskers continued a streak with at least one win over a ranked opponent for the ninth straight season, defeating No. 16 Texas, 58-55, at home.

2009-10

Overall Record: 15-18
 Conference: 2-14 in Big 12 (12th)
 Home: 12-6 (2-6) Away: 3-12 (0-8)
 Coach: Doc Sadler

| | | | | | |
|---|-------|----------------------------|---|----|----|
| H | 11/14 | USC Upstate..... | W | 76 | 49 |
| A | 11/18 | Saint Louis | L | 55 | 69 |
| H | 11/21 | TCU | W | 90 | 77 |
| H | 11/24 | UMKC | W | 70 | 48 |
| A | 11/29 | USC..... | W | 51 | 48 |
| H | 12/2 | Texas-Pan American | W | 81 | 53 |
| A | 12/6 | Creighton..... | L | 61 | 67 |
| H | 12/10 | Chicago State@ | W | 74 | 39 |
| H | 12/12 | Oregon State | W | 50 | 44 |
| H | 12/19 | Jackson State@ | W | 57 | 41 |
| N | 12/22 | Tulsa\$ | W | 74 | 70 |
| N | 12/23 | BYUS | L | 66 | 88 |
| H | 12/29 | Southern Utah..... | W | 94 | 61 |
| H | 1/2 | Maryland Eastern Shore ... | W | 74 | 60 |
| H | 1/5 | Southeastern Louisiana ... | W | 77 | 59 |
| A | 1/9 | Texas A&M..... | L | 53 | 64 |
| H | 1/13 | Kansas (3) | L | 72 | 84 |
| H | 1/16 | Iowa State..... | L | 53 | 56 |
| A | 1/23 | Missouri..... | L | 53 | 70 |
| A | 1/27 | Colorado..... | L | 60 | 72 |
| H | 1/30 | Oklahoma..... | W | 63 | 46 |
| H | 2/2 | Kansas State (10) | L | 57 | 76 |
| A | 2/6 | Kansas (1) | L | 64 | 75 |
| H | 2/10 | Baylor (24)..... | L | 53 | 55 |
| A | 2/2 | Texas (14)..... | L | 51 | 91 |
| A | 2/17 | Kansas State (7)..... | L | 87 | 91 |
| H | 2/20 | Missouri..... | L | 59 | 74 |
| A | 2/24 | Iowa State..... | L | 74 | 78 |
| H | 2/27 | Texas Tech (2ot)..... | W | 83 | 79 |

| | | | | | |
|--------------------------------|------|----------------------|---|----|----|
| H | 3/2 | Colorado..... | L | 68 | 81 |
| A | 3/6 | Oklahoma State..... | L | 55 | 74 |
| Phillips 66 Big 12 Tournament* | | | | | |
| N | 3/10 | Missouri..... | W | 75 | 60 |
| N | 3/11 | Texas A&M (23) | L | 64 | 70 |

@Las Vegas Classic, campus sites
 \$Las Vegas Classic, Las Vegas, Nev.; *Kansas City, Mo.
 Season Notes: Nebraska finished 2-14 in conference play, the Huskers' most league losses in school history... despite the league record, NU became just the second No. 12 seed to win a game at the Big 12 Championship... NU played seven games against ranked squads, including a school-record five straight games against top-25 teams... the Huskers set the school record for 3-point percentage, hitting 39.7 percent to rank 15th nationally... senior Ryan Anderson led the Big 12 Conference in 3-point percentage and finished his career as just the third Husker ever with at least 1,000 points, 500 rebounds and 150 3-pointers...center Jorge Brian Diaz set the NU freshman record for blocked shots with 41 on the season, and was the only freshman ranked in the top 15 in the conference.

2010-11

Overall Record: 19-13
 Conference: 7-9 in Big 12 (7-th)
 Home: 17-2 (6-2) Away: 2-11 (1-7)
 Coach: Doc Sadler

| | | | | | |
|-----------------------------|-------|---------------------------|---|----|----|
| H | 11/12 | South Dakota..... | W | 76 | 68 |
| H | 11/15 | Arkansas-Pine Bluff | W | 83 | 40 |
| Honda Puerto Rico Tip-Off @ | | | | | |
| N | 11/18 | Vanderbilt @ | L | 49 | 59 |
| N | 11/19 | Davidson @ | L | 67 | 70 |
| N | 11/21 | Hofstra @ | W | 62 | 47 |
| H | 11/27 | USC..... | W | 60 | 58 |
| H | 12/1 | Jackson State..... | W | 76 | 57 |
| H | 12/5 | Creighton..... | W | 59 | 54 |
| H | 12/8 | Alcorn State..... | W | 78 | 57 |
| H | 12/11 | TCU..... | W | 70 | 56 |
| H | 12/18 | Eastern Washington | W | 72 | 42 |
| H | 12/21 | Grambling..... | W | 79 | 39 |
| H | 1/3 | North Dakota..... | W | 77 | 46 |
| H | 1/5 | Savannah State..... | W | 68 | 48 |
| H | 1/8 | Iowa State..... | W | 63 | 62 |
| A | 1/12 | Missouri (15) | L | 69 | 77 |
| A | 1/15 | Kansas (3) | L | 60 | 63 |
| H | 1/18 | Colorado..... | W | 79 | 67 |

| | | | | | |
|---|------|----------------------|---|----|----|
| A | 1/22 | Texas Tech..... | L | 71 | 72 |
| H | 1/29 | Texas A&M (13) | W | 57 | 48 |
| A | 2/2 | Kansas State | L | 53 | 69 |
| H | 2/5 | Kansas (2) | L | 66 | 86 |
| A | 2/9 | Baylor | L | 70 | 74 |
| H | 2/12 | Oklahoma State..... | W | 65 | 54 |
| A | 2/16 | Oklahoma..... | W | 59 | 58 |
| H | 2/19 | Texas (3)..... | W | 70 | 67 |
| H | 2/23 | Kansas State | L | 57 | 61 |
| A | 2/26 | Iowa State (OT)..... | L | 82 | 83 |
| H | 3/1 | Missouri (22) | W | 69 | 58 |
| A | 3/5 | Colorado..... | L | 57 | 67 |

Phillips 66 Big 12 Tournament*
 N 3/9 Oklahoma State..... L 52 53
 National Invitation Tournament
 A 3/16 Wichita State..... L 49 76
 @San Juan, P.R. *Kansas City, Mo.
 Season Notes: Nebraska reached the postseason for the third time in four years, winning 19 games and reaching the NIT, the school's 23rd postseason appearance in school history...Nebraska enjoyed an 11-game win streak, the program's longest win streak since 1991...senior point guard Lance Jeter earned third-team All-Big 12 honors and became just the third player in Big 12 history to average 10 points, five rebounds and five assists in conference play...Nebraska went 3-3 against ranked teams, as the Huskers' upset of No. 3 Texas was the highest ranked opponent Nebraska has knocked off since 1994. Nebraska's game with North Dakota was moved from Jan. 2 to Jan. 3 because of travel conditions.

2011-12

Overall Record: 12-18
 Conference: 4-14 in Big Ten (t-11th)
 Home: 9-8 (3-6) Away: 2-11 (1-8)
 Coach: Doc Sadler

| | | | | | |
|---|-------|-------------------------|---|----|----|
| H | 11/11 | South Dakota..... | W | 65 | 48 |
| A | 11/14 | USC (20T) | W | 64 | 61 |
| H | 11/20 | Rhode Island..... | W | 83 | 63 |
| H | 11/23 | Oregon | L | 76 | 83 |
| H | 11/26 | South Dakota State..... | W | 76 | 64 |
| H | 11/30 | Wake Forest..... | L | 53 | 55 |
| A | 12/04 | Creighton..... | L | 66 | 76 |
| H | 12/07 | Florida Gulf Coast..... | W | 51 | 50 |
| A | 12/10 | TCU..... | W | 69 | 57 |
| H | 12/17 | Alcorn State..... | W | 60 | 46 |
| H | 12/20 | Central Michigan | W | 72 | 69 |
| H | 12/27 | Wisconsin (11)..... | L | 40 | 64 |

| | | | | | |
|---|-------|---------------------------|---|----|----|
| H | 12/31 | Michigan State (16) | L | 55 | 68 |
| A | 1/3 | Ohio State (6) | L | 40 | 71 |
| A | 1/7 | Illinois..... | L | 54 | 59 |
| H | 1/11 | Penn State | W | 70 | 58 |
| A | 1/15 | Wisconsin | L | 45 | 50 |
| H | 1/18 | Indiana (11) | W | 70 | 69 |
| H | 1/21 | Ohio State (6) | L | 45 | 79 |
| A | 1/26 | Iowa..... | W | 79 | 73 |
| A | 2/2 | Northwestern..... | L | 74 | 84 |
| H | 2/5 | Minnesota | L | 61 | 69 |
| H | 2/8 | Michigan (22) | L | 46 | 62 |
| A | 2/11 | Penn State | L | 51 | 67 |
| H | 2/18 | Illinois..... | W | 80 | 57 |
| A | 2/22 | Purdue..... | L | 65 | 83 |
| A | 2/25 | Michigan State (6) | L | 34 | 62 |
| H | 2/29 | Iowa..... | L | 53 | 62 |
| A | 3/3 | Minnesota..... | L | 69 | 81 |

Big Ten Tournament*
 N 3/8 Purdue..... L 61 79
 *Indianapolis, Ind.
 Season Notes: Nebraska finished its first season in the Big Ten with a 4-14 conference record to tie for 11th... Nebraska's 14 conference losses tied a program high, although it was the first time in school history that Nebraska played 18 conference games...NU played seven games against ranked teams in 2012, including a win over No. 12 Indiana...team set a school record for free throw percentage and ranked seventh nationally at 76.7 percent, breaking the previous mark of 76.5 percent in 1967-68...Bo Spencer's 15.4 points per game was the most by a Husker guard since the 2004-05 season... Nebraska overcame three double-figure deficits, including a 13-point second-half comeback against Indiana... Nebraska's 34-point home loss to Ohio State was the worst home loss in program history...The 2011-12 season was the final season for Doc Sadler, who compiled a 101-89 record in six seasons, guiding Nebraska to three postseason appearances.

2012-13

Overall Record: 15-18
 Conference: 5-13 in Big Ten (10th)
 Home: 11-7 (4-5) Away: 4-11 (1-8)
 Coach: Tim Miles
 H 11/11 Southern..... W 66 55
 Joe Cipriano Nebraska Classic *
 H 11/15 Valparaiso*..... W 50 48
 H 11/18 UNO*..... W 75 62



Brandon Ubel was a two-year starter for the Huskers and averaged 11.5 points and 6.7 rebounds per game as a senior. He is currently playing overseas in Belgium.

N 2016-17 NEBRASKA BASKETBALL ALL-TIME RESULTS

| | | | | | |
|--------------------------------------------------|-------|---------------------|---|----|----|
| H | 11/21 | Tulane* | W | 61 | 57 |
| H | 11/24 | Kent State* | L | 60 | 74 |
| A | 11/27 | Wake Forest | W | 79 | 63 |
| H | 12/3 | USC | W | 63 | 51 |
| H | 12/6 | Creighton (16) | L | 42 | 64 |
| A | 12/15 | Oregon | L | 38 | 60 |
| H | 12/18 | Jacksonville State | W | 59 | 55 |
| WestStar Bank Don Haskins Sun Bowl Invitational* | | | | | |
| N | 12/22 | Central Michigan* | W | 89 | 75 |
| A | 12/23 | UTEP* | L | 52 | 68 |
| H | 12/29 | Nicholls State | W | 68 | 59 |
| A | 1/2 | Ohio State (8) | L | 44 | 70 |
| H | 1/6 | Wisconsin | L | 41 | 47 |
| A | 1/9 | Michigan (2) | L | 47 | 62 |
| A | 1/13 | Michigan State (22) | L | 56 | 66 |
| H | 1/16 | Purdue | L | 56 | 65 |
| A | 1/19 | Penn State | W | 68 | 64 |
| H | 1/22 | Illinois | L | 51 | 71 |
| H | 1/26 | Northwestern | W | 64 | 49 |
| A | 1/29 | Minnesota (23) | L | 65 | 84 |
| H | 2/2 | Ohio State (11) | L | 56 | 63 |
| H | 2/9 | Penn State | W | 67 | 53 |
| A | 2/13 | Indiana (1) | L | 47 | 76 |
| H | 2/16 | Michigan State (8) | L | 64 | 73 |
| H | 2/23 | Iowa | W | 64 | 60 |
| A | 2/26 | Wisconsin (17) | L | 46 | 77 |
| A | 3/2 | Illinois | L | 65 | 72 |
| H | 3/6 | Minnesota | W | 53 | 51 |
| A | 3/9 | Iowa | L | 60 | 74 |
| Big Ten Tournament! | | | | | |
| N | 3/14 | Purdue! | W | 57 | 55 |
| N | 3/15 | Ohio State! (10) | L | 51 | 70 |

Season Notes: Tim Miles became the 27th head coach in program history on March 24, 2013...Miles became the first Husker coach to win his road debut since the 1919-20 season when the Huskers defeated Wake Forest in the ACC/Big Ten Challenge...10 of the Huskers' 18 losses came against ranked teams, as the 10 ranked opponents tied the most in a single-season in school history (also 1994-95 and 1991-92)...Nebraska went 11-7 in the final year of the Devaney Center, finishing with an all-time record of 447-151 (.751) in the 37 years at the Devaney Center...Dylan Talley earned honorable-mention All-Big Ten honors, leading the Huskers in both scoring (13.7 ppg) and assists (2.5 apg) and becoming the first Husker to win

a season-ending award in the Big Ten era...Nebraska won its first-ever Big Ten Tournament game with a 57-55 win over Purdue at the United Center in Chicago.

2013-14

| | | | | | |
|----------------------------------------------------|-------|----------------------|---|----|----|
| Overall Record: 19-13 | | | | | |
| Conference: 11-7 in Big Ten (4th) | | | | | |
| Home: 15-1 (8-1) Away: 3-12 (3-6) | | | | | |
| Coach: Tim Miles | | | | | |
| H | 11/8 | Florida Gulf Coast | W | 79 | 55 |
| H | 11/12 | Western Illinois | W | 62 | 47 |
| H | 11/17 | South Carolina State | W | 83 | 57 |
| at Charleston Classic@ | | | | | |
| N | 11/21 | UMass@ | L | 90 | 96 |
| N | 11/22 | UAB@ | L | 74 | 87 |
| N | 11/24 | Georgia@ | W | 73 | 65 |
| H | 11/30 | Northern Illinois | W | 63 | 58 |
| H | 12/4 | Miami | W | 60 | 49 |
| A | 12/8 | at Creighton | L | 67 | 82 |
| H | 12/14 | Arkansas State | W | 79 | 66 |
| H | 12/21 | The Citadel | W | 77 | 62 |
| A | 12/28 | at Cincinnati | L | 59 | 74 |
| A | 12/31 | Iowa (22) | L | 57 | 67 |
| A | 1/4 | Ohio State (3) | L | 53 | 84 |
| H | 1/9 | Michigan | L | 70 | 71 |
| A | 1/12 | at Purdue | L | 64 | 70 |
| H | 1/20 | Ohio State (18) | W | 68 | 62 |
| A | 1/23 | at Penn State | L | 54 | 58 |
| H | 1/26 | Minnesota | W | 82 | 78 |
| H | 1/30 | Indiana | W | 60 | 55 |
| A | 2/5 | Michigan (10) | L | 50 | 79 |
| A | 2/8 | Northwestern | W | 53 | 49 |
| H | 2/12 | Illinois | W | 67 | 58 |
| A | 2/16 | Michigan State (9) | W | 60 | 51 |
| H | 2/20 | Penn State | W | 80 | 67 |
| H | 2/23 | Purdue | W | 76 | 57 |
| A | 2/26 | Illinois | L | 49 | 60 |
| H | 3/1 | Northwestern | W | 54 | 47 |
| A | 3/5 | Indiana | W | 70 | 60 |
| H | 3/9 | Wisconsin (9) | W | 77 | 68 |
| Big Ten Tournament! | | | | | |
| N | 3/14 | Ohio State! (24) | L | 67 | 71 |
| at NCAA Tournament* | | | | | |
| N | 3/21 | Baylor* (23) | L | 60 | 74 |
| @-Charleston, S.C.; !-Indianapolis, Ind.; | | | | | |
| *-San Antonio, Texas | | | | | |
| Season Notes: Nebraska reached the NCAA Tournament | | | | | |

for the first time since 1998...Tim Miles was named Big Ten Coach of the Year and also won the Jim Phelan Award for national coach of the year...Nebraska went 11-7 in the Big Ten to finish fourth, its best conference finish since 1998-99...Nebraska opened Pinnacle Bank Arena and went 15-1 at home in the facility, the program's best home record since going 17-1 in 1982-83...Nebraska had two wins over top-10 teams, including a road win at No. 9 Michigan State, the first top-10 road win since 1997...Sophomore guard Terran Petteway earned unanimous All-Big Ten honors...Petteway led the Big Ten in scoring at 18.1 ppg, becoming the first Husker in over 60 years to lead the conference in scoring...He also averaged a conference-best 18.6 ppg in Big Ten play, becoming the first Husker since Andre Smith in 1980-81 to lead in conference play...Sophomore Shavon Shields joined Petteway on the All-Big Ten team, earning honorable-mention accolades.

2014-15

| | | | | | |
|--------------------------------------------|-------|----------------------|---|----|----|
| Overall Record: 13-18 | | | | | |
| Conference: 5-13 in Big Ten (12th) | | | | | |
| Home: 10-6 (5-4) Away: 3-12 (0-9) | | | | | |
| Coach: Tim Miles | | | | | |
| H | 11/16 | 21/Northern Kentucky | W | 80 | 61 |
| H | 11/18 | 21/Central Arkansas | W | 82 | 56 |
| A | 11/22 | 21/Rhode Island (OT) | L | 62 | 66 |
| H | 11/25 | Omaha | W | 80 | 67 |
| H | 11/28 | Tennessee-Martin | W | 75 | 64 |
| A | 12/1 | Florida State | W | 70 | 65 |
| H | 12/7 | Creighton | L | 55 | 65 |
| H | 12/10 | Incarnate Word | L | 73 | 74 |
| H | 12/13 | Cincinnati (20T) | W | 56 | 55 |
| at Hawaiian Airlines Diamond Head Classic* | | | | | |
| A | 12/22 | Hawaii | L | 58 | 66 |
| N | 12/23 | LMU (OT) | L | 50 | 42 |
| N | 12/25 | Ohio | L | 71 | 58 |
| H | 12/31 | Indiana | L | 65 | 70 |
| A | 1/5 | Iowa | L | 59 | 70 |
| H | 1/8 | Rutgers | W | 65 | 49 |
| H | 1/11 | Illinois | W | 53 | 43 |
| A | 1/15 | Wisconsin (7) | L | 55 | 70 |
| H | 1/20 | Minnesota | W | 52 | 49 |
| H | 1/24 | Michigan | W | 79 | 77 |
| A | 1/27 | Michigan | L | 44 | 58 |
| A | 1/31 | Minnesota | L | 42 | 60 |
| H | 2/3 | Northwestern | W | 76 | 60 |

| | | | | | |
|---------------------------------------------------------------------------------------------------------------------------------------------------------------------------------------------------------------------------------------------------------------------------------------------------------------------------------------------------------------------------------------------------------------------------------------------------------------------------------------------------------------------------------------------------------------------------------------------------------------------|------|---------------|---|----|----|
| A | 2/7 | Penn State | L | 43 | 56 |
| H | 2/10 | Wisconsin (5) | L | 55 | 65 |
| A | 2/15 | Purdue | L | 54 | 66 |
| A | 2/19 | Maryland (16) | L | 65 | 69 |
| H | 2/22 | Iowa | L | 46 | 74 |
| A | 2/26 | Ohio State | L | 57 | 81 |
| A | 3/4 | Illinois | L | 57 | 69 |
| H | 3/8 | Maryland (10) | L | 61 | 64 |
| Big Ten Tournament! | | | | | |
| N | 3/11 | Penn State ! | L | 65 | 68 |
| *Honolulu, Hawaii; !-Chicago, Ill. | | | | | |
| Season Notes: Nebraska's national rankings during the first two polls of the season were the first since the 1994-95 season...Nebraska set a school record by averaging 15,569 fans per game, ranking 10th nationally in attendance...Terran Petteway and Shavon Shields both went over 1,000 points at Nebraska, marking the first time since the 1998-99 season that two Huskers went over 1,000 points in the same season...Petteway earned third-team All-Big Ten honors by both the coaches and media...Shavon Shields became the first Husker basketball player to be named first-team Academic All-American. | | | | | |

2015-16

| | | | | | |
|-------------------------------------------------------|-------|--------------------------|---|----|----|
| Overall Record: 16-18 | | | | | |
| Conference: 6-12 in Big Ten (11th) | | | | | |
| Home: 10-8 (3-6) Away: 6-10 (3-6) | | | | | |
| Coach: Tim Miles | | | | | |
| H | 11/14 | Mississippi Valley State | W | 97 | 51 |
| A | 11/17 | Villanova (11) | L | 63 | 87 |
| H | 11/19 | Delaware State | W | 75 | 60 |
| at Barclays Classic Presented by Honda* | | | | | |
| H | 11/22 | Southeastern Louisiana* | W | 92 | 65 |
| H | 11/24 | Arkansas-Pine Bluff* | W | 67 | 44 |
| at Barclays Classic Presented by Honda# | | | | | |
| N | 11/27 | Cincinnati (24) | L | 61 | 65 |
| N | 11/28 | Tennessee # | W | 82 | 71 |
| H | 12/1 | Miami (21, OT) | L | 77 | 72 |
| H | 12/5 | Abilene Christian | W | 73 | 63 |
| A | 12/9 | at Creighton | L | 67 | 83 |
| H | 12/13 | Rhode Island | W | 70 | 67 |
| H | 12/20 | Samford | L | 58 | 69 |
| H | 12/22 | Prairie View A&M | W | 81 | 50 |
| H | 12/30 | Northwestern | L | 72 | 81 |
| H | 1/2 | Indiana | L | 69 | 79 |
| A | 1/5 | Iowa (19) | L | 66 | 77 |
| A | 1/9 | Rutgers | W | 90 | 56 |
| H | 1/12 | Minnesota | W | 84 | 59 |
| A | 1/16 | Illinois | W | 78 | 67 |
| A | 1/20 | Michigan State (11) | W | 72 | 71 |
| H | 1/23 | Michigan | L | 68 | 81 |
| A | 1/30 | Purdue | L | 74 | 89 |
| H | 2/3 | Maryland (4) | L | 65 | 70 |
| H | 2/6 | Rutgers | W | 87 | 63 |
| A | 2/10 | Wisconsin | L | 61 | 72 |
| H | 2/13 | Penn State | W | 70 | 54 |
| A | 2/17 | Indiana (22) | L | 64 | 80 |
| H | 2/20 | Ohio State (OT) | L | 62 | 65 |
| A | 2/25 | Penn State | L | 55 | 56 |
| H | 3/1 | Purdue (15) | W | 81 | 62 |
| A | 3/6 | at Northwestern | L | 54 | 65 |
| Big Ten Tournament! | | | | | |
| N | 3/9 | Rutgers ! | W | 89 | 72 |
| N | 3/10 | Wisconsin ! | W | 70 | 58 |
| N | 3/11 | Maryland (18) ! | L | 97 | 86 |
| *Lincoln, Neb.; #Brooklyn, N.Y.; !-Indianapolis, Ind. | | | | | |

Season Notes: Shavon Shields earned first-team Academic All-America honors for the second straight season and became the first Husker basketball player to earn UNL Male Student-Athlete of the Year...Shields was a second-team All-Big Ten pick by the coaches and a third-team honoree by the media, while Andrew White III garnered honorable-mention All-Big Ten honors...Nebraska ranked 11th nationally in attendance after averaging 15,430 fans per game...Nine of the Huskers' 18 losses were against ranked teams.



Tim Miles talks with Shon Morris of BTN following the Huskers 77-68 win over No. 9 Wisconsin on March 9, 2014. The win capped a 15-1 home mark for the Huskers in Pinnacle Bank Arena's first season.



COACH MILES WITH CRAIG SAGER

UNIVERSITY OF NEBRASKA

The University of Nebraska-Lincoln does not discriminate based on gender, age, disability, race, color, religion, marital status, veteran's status, national or ethnic origin or sexual orientation.

ATHLETICS DEPARTMENT MISSION

The mission of the University of Nebraska Athletics Department is to serve our student-athletes, coaches, staff and fans by: Displaying Integrity in every decision and action; Building and maintaining Trust with others; Giving Respect to each person we encounter; Pursuing unity of purpose through Teamwork; Maintaining Loyalty to student-athletes, co-workers, fans and the University of Nebraska.

FACILITY USE RESTRICTIONS

The University of Nebraska-Lincoln has an interest in protecting its facilities, property and reputation associated with its intercollegiate sports. Therefore, no person shall be permitted to access or use the arenas, facilities and other University of Nebraska intercollegiate athletic venues without first securing the permission of the Director of Athletics or his/her designee. The only exception is an individual who records an image (e.g. photograph, videotape) for his/her non-commercial personal use. In no case shall any person be permitted to use these venues for the purposes of promoting the sale or manufacture of alcohol or tobacco or the promotion of any venture associated directly or indirectly with legal or illegal gaming or gambling.

ATHLETICS DEPARTMENT FACTS

| | |
|------------------------------|-----------------------------------|
| Location (Population) | Lincoln, Neb. (272,996) |
| Founded (Enrollment) | 1869 (25,897) |
| Chancellor | Ronnie Green |
| Director of Athletics | Shawn Eichorst |
| Institutional Representative | Josephine Potuto, J.D. |
| Athletic Department Phone | (402) 472-4224 |
| Ticket Office | (402) 472-3111 or (800) 8-BIGRED |
| Nickname | Cornhuskers, Huskers |
| Colors | Scarlet and Cream |
| Conference | Big Ten |
| NCAA Appearances (last) | 7 (2014) |
| NIT Appearances (last) | 17 (2011) |
| Arena (Opened)/Capacity | Pinnacle Bank Arena (2013)/14,920 |

ATHLETICS ADMINISTRATION

| | | |
|---------------------------------------------------------------|------------------|----------------|
| Director of Athletics | Shawn Eichorst | (402) 472-4611 |
| Executive Associate A.D./Development, Ticket & Events | Marc Boehm | |
| Executive Associate A.D./CFO/Business Office | John Jentz | |
| Executive Associate A.D./Academics | Dennis Leblanc | |
| Executive Associate A.D./SWA/Administration | Pat Logsdon | |
| Executive Associate A.D./Performance & Strategic Research | Steve Waterfield | |
| Senior Associate A.D./Facilities & Capital Planning | Bob Burton | |
| Senior Associate A.D./Development & Ticket Operations | Diane Mendenhall | |
| Senior Associate A.D./Compliance | Jamie Vaughn | |
| Senior Associate A.D./Marketing and Communications | David Witty | |
| Senior Associate A.D./Life Skills & N Club | Keith Zimmer | |
| Associate A.D./Community, Governmental & Charitable Relations | Chris Anderson | |
| Associate A.D./Student-Athlete Recruitment & Experience | Chris Brasfield | |

ACADEMIC PROGRAMS AND STUDENT SERVICES

| | | |
|--------------------------------------------|--------------------------------------------|----------------|
| Associate Directors of Academic Programs | Katie Jewell, Kim Schellpeper | (402) 472-2042 |
| Coordinator of Student-Athlete Development | Alvin Banks | |
| Academic Counselors | Caleb Hawley, Sheri Hastings, Mike Nieman | |
| Learning Specialists | Andrea Einspahr, Denise Howell, Joann Ross | |

COMMUNICATIONS

| | | |
|--------------------------------------|---------------------------|----------------|
| Assistant A.D./Communications | Keith Mann | (402) 472-2263 |
| Senior Associate Director/Operations | Jeff Griesch | |
| Senior Associate Director | Shamus McKnight (MBB) | |
| Associate Directors | Jeremy Foote, Matt Smith | |
| Assistant Director | Nate Pohlen | |
| Communications Intern | Connor Stange, Erica Nett | |
| Director of Photography | Scott Bruhn | |
| Administrative Support Associate | Vicki Capazo | |

DIGITAL COMMUNICATIONS

| | | |
|------------------------------------------|--------------|----------------|
| Assistant A.D./Creative & Emerging Media | Kelly Mosier | (402) 472-0342 |
|------------------------------------------|--------------|----------------|

| | |
|---------------------------------------|------------------|
| Director of Creative & Emerging Media | Andy Wenstrand |
| Digital Media Content Producer | Ridge Barber |
| Digital Media Content Assistant | Chris Walsh |
| Graphic Design Assistant | Laura Richardson |

DEVELOPMENT

| | | |
|---------------------------------------------------------|----------------------------------------|----------------|
| Chief Development Officer | Alex Kringen | (402) 472-3111 |
| Fundraising Officers | Leslie Bargan, Mike Dobbs, Jack Pierce | |
| Director of Annual Giving | Derek Freeman | |
| Director of Premium Seating & Engagement | Lindsey Freeman | |
| Assistant Director of Development & Ticketing Relations | Andrew Greer | |
| Coordinator | Sarah Hannon | |

HUSKERVISION

| | | |
|----------------------------------------|-------------------------------------|----------------|
| Assistant A.D./HuskerVision | Shot Kleen | (402) 472-4645 |
| Executive Director of Video Production | Kirk Hartman | |
| Video Services Coordinator | Mike Hodges | |
| Video Production Coordinator | Amanda Holzwarth | |
| Video Production Specialists | Tyler Bassinger (MBB), Kevin Raguse | |
| Game Presentation Specialist | Chris Pankonin | |
| Broadcast Engineer | Scott Guthrie | |

MARKETING AND FAN EXPERIENCE

| | | |
|---------------------------------------------------|--------------------------------------------|----------------|
| Assistant A.D./Marketing & Fan Experience | Jason Rathe | (402) 472-0775 |
| Assistant Directors of Marketing & Fan Experience | Torrey Ball, Matt Tomjack, Heidi Wetherbee | |

MEDICINE

| | | |
|---------------------------------------------------------------|-------------------------------------------------------------------------------------------------------------------------------------------------------------|----------------|
| Associate A.D./Athletic Medicine | Lonnie Albers, M.D. | (402) 472-2276 |
| Associate Director of Athletic Medicine/Head Athletic Trainer | Jerry Weber | |
| Men's Basketball Athletic Trainer | R.J. Pietig | |
| Head Football Athletic Trainer | Mark Mayer | |
| Assistant Athletic Trainers | Brad Brown, Tom Dufresne, Jolene Emricson, Drew Hamblin, Marcia Kennedy, Lisa Loewenstein, Ashley Rudolph, Jeff Rudy, David Rule, Julie Tuttle, Tyler Weeda | |
| Chief of Staff/Orthopaedic Surgeon | Dr. Robert Dugas | |
| Orthopaedists | Dr. Justin Harris, Dr. David Clare | |
| Athletic Psychologists | Brett Haskell, Brett Woods | |
| Director of Sports Nutrition | Lindsey Remmers | |
| Assistant Directors of Sports Nutrition | Tommy Jensen, Lynn Zhang | |

STRENGTH AND CONDITIONING

| | | |
|----------------------------------------------------------|---------------------------------------------------------------------------------------------------------------|----------------|
| Assistant A.D./Strength & Conditioning | Boyd Epley | (402) 472-3333 |
| Director of Strength & Conditioning Performance Research | Mike Arthur | |
| Men's Basketball Strength Coach | Tim Wilson | |
| Women's Basketball Strength Coach | Rusty Ruffcorn | |
| Head Football Strength Coach | Mark Philipp | |
| Associate Strength Coach | Clete McLeod | |
| Assistant Strength Coaches | Jamie Belt, Andrew Ervin, Lauren Harris, Darren Mustin, Brian Kmita, Lucas Novotny, Jon Pfeifer, Dan Ridenour | |

TICKETING

| | | |
|----------------------------|---------------------------------------------------------------------------------------------------|--------------------------------|
| Assistant A.D./Ticketing | Holly Adam | (402) 472-3111; 1-800-8-BIGRED |
| Ticket Operations Director | Kristi Reetz | |
| Assistant Ticket Managers | Tyson Billings, Whitney Cave, Angela Christ-Zemunski, Brittany Gruntorad, Karen Williamson Conway | |

SUPPORT STAFF

| | |
|--------------------------------------------------|------------------|
| Associate A.D./Facilities and Events | Butch Hug |
| Associate A.D./Capital Planning and Construction | John Ingram |
| Assistant A.D./Facilities | Eric Haynes |
| Assistant A.D./Director of Business Enterprises | Jami Hagedorn |
| Assistant A.D./Director of Human Resources | Daisymae Brayton |
| Director of Planning and Reporting | Kevin Herbel |
| Director of Information Technology | Dan Floyd |
| Director of Athletic Events | Matt Davidson |
| Director of Licensing & Branding | Lonna Kliment |
| Director of Sports Analytics/Data Analysis | Tucker Zeleny |

The 2016-17 Nebraska media guide is designed to assist the media in its coverage of the Nebraska Cornhusker men's basketball program. Additional information, including releases, photographs and video may be obtained by contacting the Communications Office at (402) 472-2263, or in many cases can be found on Huskers.com.

Please take a moment to review the following policies and services, which are intended to assist media members in their coverage of Nebraska basketball this season.

MEDIA CREDENTIALS

All requests for press, broadcast, photo and parking credentials for Nebraska basketball home games should be directed to Vicki Capazo (vcapazo@huskers.com), One Memorial Stadium, P.O. Box 880123, Lincoln, NE, 68588-0123. Credential requests can also be sent via e-mail to Sr. Associate Communications Director Shamus McKnight (smcknight@huskers.com) at least one week before the game.

As a general rule, working space is allocated on the following basis:

- 1) Writers covering for same or next day publication;
- 2) Radio personnel for broadcast originations;
- 3) Sports editors of Nebraska daily newspapers;
- 4) Official school student daily newspaper, one seat only;
- 5) Approved special coverage as space allows;
- 6) Press and TV working photographers;

Visiting freelance and amateur photographers are not eligible for media credentials, except by approval of the Nebraska Communications Office. Generally, weekly newspaper representatives, Internet news services and non-originating radio representatives cannot be accommodated because of space limitations. Internet writers for sites affiliated with established, nationally recognized media outlets will be considered on a game-by-game basis as space allows. Credentials will not be granted for writers or photographers for Internet sites that are not affiliated with an accredited news organization.

MEDIA WILL CALL/MEDIA PARKING

Media passes that are not mailed may be picked up at the Will-Call window, located near the main ticket office at Pinnacle Bank Arena. The main ticket office is located on the south end of Pinnacle Bank Arena. The will-call window opens 60 minutes before tipoff and photo identification is required for pickup of credentials or tickets.

For the 2016-17 season, media parking is located in Lot 24, which is located on 8th Street between R and S streets. Media should enter the lot from S Street and the media lot is located



about two blocks from the main entrance of Pinnacle Bank Arena. Parking is available on a first-come, first-served basis.

COACH MILES INTERVIEW TIME

Coach Miles will hold press availability with the local media prior to each game, either at the Hendricks Training Complex or at Pinnacle Bank Arena. Typically one or two players will be available at that time, depending on class schedules. Additional player interviews can be conducted after practice. All interviews with Coach Miles must be scheduled through the Communications Office. Contact the Media Relations Office for a daily schedule.

POSTGAME INTERVIEWS

Nebraska's locker room is closed to the media at home and on the road. For home games, Nebraska's postgame news conference will be held following a brief cooling off period in the interview room (C-145) off the northeast corner of the court. The opposing team is housed in the visitor's locker room, located off the northwest corner of the playing floor and will be available following the cooling off period. The visiting coach will also be brought to the postgame interview room. Make requests for opposing players and coaches through the visiting SID. To access the media work room and postgame interview room, take the elevator from the main concourse behind Section 103.

On the road, Coach Miles and select players will be available upon request after the cooling off period. Check with Sr. Associate Communications Director Shamus McKnight regarding where player interviews will take place.

PLAYER INTERVIEWS

All media requests for interviews with Nebraska basketball players should be directed to Sr. Associate Communications Director Shamus McKnight [office phone: (402) 472-7772, cell phone: (402) 540-0268] at least one day in advance. The best time for in-season interviews is after practices, depending on class schedules. Players will not be available on game days.

Selected practices will be open to the media during the season with seating on the balcony overlooking the practice court at the Hendricks Training Complex or at Pinnacle Bank Arena. Contact the Communications Office for practice availability.

PRESS SEATING

Press row for writers and non-originating radio networks is located in Section 121 (northwest corner), just below the main concourse. The visiting radio network is located across from the scorer's table, along with the Husker Sports Network spot and live television tables. The camera deck is located above Sections 116 and 117. Television crews broadcasting live may shoot from either floor level (northeast or southwest baselines) or the camera deck, but they may not occupy space in the upper-level video area.

MEDIA WORK ROOM

A media work room (C-151) is available on the east side of Pinnacle Bank Arena, a short walk from the Interview room. Media can use the room prior to, during and after the game to write and send stories. Wireless Internet is available in the room, while media entities needing ethernet lines to transmit photography and video should contact Justin Schoen, Technology Manager at Pinnacle Bank Arena, by phone at (402) 904-5660 or by email at jschoen@smglincoln.com at least three days in advance.

PHOTOGRAPHY/VIDEO BOXES

Photography and video boxes are located along both baselines in front of the courtside seating area. Spots will be assigned on a game-by-game basis, and those boxes are the only place photographers can shoot from. Once the team enters the court for pregame warmups, photographers should not be on the court at any time.

COMMUNICATIONS STAFF



Keith Mann
*Assistant A.D./
 Communications*



Shamus McKnight
*Sr. Associate
 Communications Director/
 Men's Basketball*



Jeff Griesch
*Sr. Associate
 Communications
 Director/Operations*



Jeremy Foote
*Associate
 Communications
 Director*



Matt Smith
*Associate
 Communications
 Director*



Nate Pohlen
*Assistant
 Communications
 Director*



Vicki Capazo
*Administrative
 Support Associate*



Scott Bruhn
*Director of
 Photography*



Erica Nett
Intern



Connor Stange
Intern



WIRELESS INTERNET

Pinnacle Bank Arena has a secured media wireless network for working media. Instructions will be available on how to access the network in the media work room and on press row. A member of NU’s computing services staff will be on hand to assist media needing access.

MEDIA SERVICES

Notes, flipcards and media guides will be provided before each game. Final statistics, play-by-play sheets and quotes from each locker room will be distributed via email following the game and will be available on Huskers.com. A light pregame meal will be served in the media work room (C-151) approximately 60 minutes before tipoff.

RADIO/TELEVISION BROADCAST SPACE

Requests for live radio and television broadcast space should be made to Sr. Associate Communications Director Shamus McKnight at smcknight@huskers.com. If statisticians are needed, contact Shamus McKnight at least three days in advance.

RADIO BROADCAST RIGHTS

The University of Nebraska-Lincoln and IMG World own exclusive radio broadcast rights to all of the University’s men’s basketball games. Other than the Husker Sports Network and the University of Nebraska student radio station (KRNU), the only radio stations or networks allowed to broadcast Nebraska games from Pinnacle Bank Arena are those that have rights to broadcast games played by the opposing team.

All radio stations and networks broadcasting from the Pinnacle Bank Arena must receive prior permission from the University. Any representative of a radio station or network that has not purchased such rights shall not air live game action or description of any game while it is in progress, nor shall such representatives air tape-recorded or live commentary of Nebraska coaches or players from the premises for one hour before or 20 minutes after a game.

Only stations that have purchased broadcast rights may install telephone lines on press row, or use telephone lines on press row for reporting on games. By accepting media credentials, representatives of stations and networks that have not purchased broadcast rights signify their agreement to all stipulations.

BROADCAST TELEPHONE LINES

The Husker Sports Network installs telephone lines for visiting official broadcasts and charges a fee for the use of those lines for non-conference games. Big Ten official stations receive the use of the lines free of charge as part of a cooperative. Those interested in using the lines should contact Mike Elliott of Husker Sports Network at (402) 742-8624.

Official visiting radio stations are welcome to have their own telephone lines installed at the visiting radio position and may do so by contacting Justin Schoen, Technology Manager at Pinnacle Bank Arena, by phone at (402) 904-5660 or jschoen@smglincoln.com. Visiting teams should contact Sr. Associate Communications Director Shamus McKnight before the game to find out where the broadcast position is located.

PRO SCOUTING PASSES

Per Big Ten Conference rules, the University of Nebraska provides press box access to scouts of professional basketball teams based on availability. If no space is available in the press box, scouts may arrange through the Communications Office (402) 472-2263 to purchase tickets for Nebraska home games.

TELEVISION, RADIO, INTERNET BROADCAST RIGHTS AND RESTRICTIONS

Nebraska, its opponent and the respective conference designate the broadcast rights for all games. No pregame coverage shall be permitted for two hours before the game without the express permission of the University of Nebraska, the Big Ten Conference and the broadcast rights holder. Live postgame interviews may not be aired while the television rights holder is still on the air. Per the Big Ten Conference, a maximum of two minutes (2:00) of game video footage (without audio) may be utilized during the seven days following the conclusion of the game solely within regularly scheduled bona fide news programming distributed via television, and may not be distributed via the internet, wireless or other forms of media. In addition, live in-game streaming of the contests on social media is prohibited.

Any secondary use of any picture, photograph, audio description, video, film/tape, drawing or other description of a game taken or made by the accredited organization or individual to whom a credential has been issued (including, but not limited to use in delayed editorial or non-editorial advertising, sales promotion or merchandising) is prohibited without prior specific written approval of the Big Ten Conference. Nothing in these terms and conditions authorizes or allows bearer to violate any of the trademarks, copyright and other proprietary rights of the Big Ten Conference.

This restriction also includes highlights of games while in progress (live or recorded). Use of video highlights in any other manner or any media distribution platform without the advanced written permission of the Big Ten Conference is expressly prohibited. Any agency wishing to use film or video in any other manner must obtain written permission from the Big Ten Conference.

Local television stations may not originate a pre- or post-game show from inside Pinnacle Bank Arena.

Any blogs, tweets, live chats, social media posts, etc. from the game site should not serve as a substitute for, or approximate, play-by-play accounts of a game in any medium.

Non-originating radio stations or internet sites may not provide play-by-play coverage, live or delayed, but may provide short news updates provided such news update is one minute or less occurring no more than once per hour. No pregame coverage from inside the arena shall be permitted for two hours before the game without the express permission of the University of Nebraska and the broadcast rights holder.

COMMUNICATIONS OFFICE

The University of Nebraska Communications Office is located on the third floor of the Osborne Athletic Complex, which is at the north end of Memorial Stadium. The building address is One Memorial Stadium, Lincoln, NE 68588-0123, and is located less than one mile away from Pinnacle Bank Arena.

BIG TEN TELECONFERENCE

The Big Ten Conference men’s basketball coaches will participate in a pair of weekly media-only teleconference during the 2016-17 season. The calls are set for Monday, Dec. 12, and Monday, March 6, to preview the Big Ten Tournament. The teleconference begins at 9 a.m. Central Time. Contact the Big Ten Communications Office at (847) 696-1010 for the call in and replay phone numbers as well as the weekly passcode. The calls will also be available for play back roughly two hours after each teleconference through Wednesday of the week and also on BigTen.org.

- 9:00 a.m. – Tom Crean, Indiana
- 9:08 a.m. – Fran McCaffery, Iowa
- 9:16 a.m. – John Groce, Illinois
- 9:24 a.m. – Chris Collins, Northwestern
- 9:32 a.m. – Mark Turgeon, Maryland
- 9:40 a.m. – Matt Painter, Purdue
- 9:48 a.m. – Richard Pitino, Minnesota
- 9:56 a.m. – Tom Izzo, Michigan State
- 10:04 a.m. – Steve Pikiell, Rutgers
- 10:12 a.m. – Greg Gard, Wisconsin
- 10:20 a.m. – John Beilein, Michigan
- 10:28 a.m. – Thad Matta, Ohio State
- 10:36 a.m. – Patrick Chambers, Penn State
- 10:44 a.m. – Tim Miles, Nebraska

COMMITMENT TO COMPLIANCE

On behalf of the University of Nebraska student-athletes, coaches and Athletics Department staff, I would like to express my appreciation for your continued support of our entire athletics program.

The University of Nebraska is known for its loyal, passionate, and knowledgeable fans. It is this type of fervent support that not only assists Nebraska student-athletes in reaching their full potential on and off the playing field, but also draws the next generation of student-athletes to our campus. However, as a University of Nebraska booster, please remember that you are also required to know and follow NCAA regulations.

Our coaches, student-athletes, and Athletics Department staff members are knowledgeable about NCAA regulations because they receive on-going education. But, to truly attain the excellence the University of Nebraska strives for, we also need our supporters to be educated about these same regulations. In turn, you will be assisting us with protecting the eligibility and well-being of our current and future student-athletes.

Please review the information listed below, which includes some of the most important and frequently asked questions about NCAA regulations for boosters. Since this document cannot address everything you may need to know, I encourage you to contact our office with questions that may arise. Our staff can be reached at (402) 472-2042 or Compliance@Huskers.com.

Thank you and Go Huskers!

Jamie Vaughn, Senior Associate Athletics Director for Compliance

NCAA PRINCIPLES

Institutional Control

It is the responsibility of the University of Nebraska to control its intercollegiate athletic program in compliance with the rules and regulations of the NCAA and the Big Ten Conference.

Responsibility

The University of Nebraska's responsibility for the conduct of its program includes responsibility for the actions of its staff members and for the actions of any other individual, booster or organization engaged in activities promoting the athletic interests of the institution.

Compliance

The University of Nebraska must monitor its program to assure compliance and to identify and report to the NCAA instances in which compliance has not been achieved. An institution

found to have violated NCAA rules is subject to disciplinary and corrective actions as determined by the NCAA.

FREQUENTLY ASKED QUESTIONS FROM BOOSTERS

Am I a Booster?

Anyone who engages in the following is a booster for the University of Nebraska:

- a) Belongs to a University of Nebraska Athletics booster club;
- b) Makes financial donations to the Athletics Department or a specific Husker team;
- c) Assists in the recruitment of prospective student-athletes;
- d) Employs, gives benefits to, or provides services to a student-athlete, a prospective student-athlete or the relatives/friends of either; or
- e) Promotes the University of Nebraska athletic programs.

What is an "extra benefit"?

An "extra benefit" is any benefit provided to a student-athlete or a student-athlete's relatives or friends that is not authorized by NCAA legislation or available to the general student body. The following list is not exhaustive, but includes examples of "extra benefits" that jeopardize a student-athlete's eligibility:

- a) Free or discounted: food, merchandise, housing, tickets, repairs, haircuts, tattoos, golf gym memberships, jewelry, etc;
- b) Use of a car, boat, or ATV; and
- c) Gifts, loans, money, or gift cards.


Can I contact prospective student-athletes (recruits) for the Huskers?

No. It is not permissible for boosters to contact recruits. This restriction applies to, but is not limited to, the following forms of contact:

- a) Face-to-Face Interaction;
- b) Phone Calls/Skype;
- c) Email/Text Messages; and
- d) Facebook, Twitter, and all other forms of social media communication.

Remember to ask before you act. Contact the Athletics Compliance Office by phone at (402) 472-2042. The compliance fax number is (402) 472-6961 and the office can be reached by email at compliance@huskers.com.

JOIN THE CONVERSATION

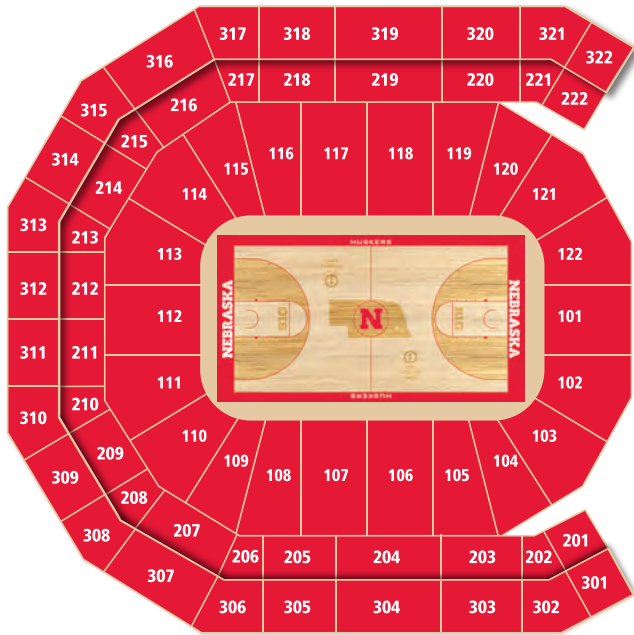


HUSKERS.COM
HUSKERS.COM/SOCIAL

PINNACLE BANK ARENA PARKING MAP



PINNACLE BANK ARENA SEATING CHART



DIRECTIONS FROM LINCOLN MUNICIPAL AIRPORT

Turn right on Northwest 12th Street as you drive out of the airport. Northwest 12th Street becomes Cornhusker Highway, which intersects with I-180. Turn south (right) onto I-180 until it becomes 9th Street. Turn right onto R Street. Pinnacle Bank Arena is north of R Street at the intersection of R Street and Canopy Street.

DIRECTIONS FROM OMAHA'S EPPLEY AIRPORT

Follow the signs to downtown Omaha and I-480. Take I-480 West to I-80, then take I-80 West approximately 60 miles to I-180. Turn south (right) onto I-180 until it becomes 9th Street. Turn right onto R Street. Pinnacle Bank Arena is north of R Street at the intersection of R Street and Canopy Street.

DOWNTOWN LINCOLN PARKING

In addition to the lots around Pinnacle Bank Arena, several parking garages are located downtown and are available for events at Pinnacle Bank Arena. For locations, use the QR code on the right side of this page or contact City of Lincoln Parking Services at (402) 441-PARK or visit ParkAndGo.org.



ARENA PARKING LOCATIONS

- ▶ Pinnacle Bank Arena Garage: Attached to Pinnacle Bank Arena (permit only, 283 stalls)
- ▶ Red 1 Garage: Located one block south of Pinnacle Bank Arena on Pinnacle Arena Drive (permit only, 950 stalls)
- ▶ Green 2 Garage: Located two blocks south of Pinnacle Bank Arena on Pinnacle Arena Drive (permit and public parking, 700 stalls)
- ▶ Blue 3 Garage: Located three blocks south of Pinnacle Bank Arena on Pinnacle Arena Drive (public parking, 950 stalls)
- ▶ Lumberworks Garage: Located four blocks south of Pinnacle Bank Arena at the corner of Canopy Street and O Street (500 stalls)
- ▶ Festival Space Parking: Located north of Pinnacle Bank Arena and connected to the arena via pedestrian bridge (1,300 stalls)
- ▶ SDPG: Located east of Pinnacle Bank Arena on T Street and Stadium Drive (permit & public parking, 600 stalls)
- ▶ Lots 7 and 18: Located northeast of Pinnacle Bank Arena on North 8th Street (permit only, 500 stalls)
- ▶ Lots 19, 20 & 21: Located at Haymarket Park north of Pinnacle Bank Arena and connected to the Haymarket District via walkway (1,650 stalls)

DISABLED PARKING/DROP OFF SITE

A limited number of disabled parking spots are available for a charge on a first-come, first-served basis at Gate 4 behind Pinnacle Bank Arena. Look for directional signage on Pinnacle Arena Drive. Other disabled parking is available in the Festival Parking area near Pinnacle Bank Arena. Vehicles must have a state-issued handicapped hang tag or license plate. For the convenience of fans, a drop-off location is available for fans with disabilities at Gate 4.



Kent Pavelka (left) and Matt Davison are in their 10th season together calling Nebraska basketball games.

The Husker IMG Sports Network will continue the strong tradition of broadcasting excellence in 2016-17, as it brings Husker basketball to fans across the region and the world.

In the state of Nebraska, KXSP AM 590 ESPN (590 AM) and KEZO Z-92 (92.3 FM) serve as Omaha affiliates. KXSP-AM's strong signal reaches a good portion of the Midwest day and night, including parts of Iowa, Minnesota, Missouri and Kansas. KLIN (1400 AM) serves as the Lincoln affiliate while KRVN (880 AM) is a powerful central Nebraska affiliate that reaches around the state. In addition the network has several dozen locally based affiliates across Nebraska. All broadcasts are heard live on Huskers.com, the Husker App, the TuneIn Radio App, TuneIn.com while select games are available on SiriusXM Satellite Radio.

The Husker IMG Sports Network, in its 21st year of producing and marketing the live broadcasts of University of Nebraska Athletics, extended and expanded its agreement with the University on June 13, 2008. Under the agreement, IMG College's Husker IMG Sports Marketing manages and markets all rights associated with the radio programming, Coaches' TV and radio shows, program sales, in-venue signage, sponsorship inventory, and publication printing rights.

IMG College is the nation's leading collegiate multimedia, marketing and brand management company, representing more than 200 of the nation's top collegiate properties including the NCAA and its 90 championships, NCAA Football, leading conferences, and many of the most prestigious colleges and universities in the country. Headquartered in Winston Salem, N.C., IMG College, which employs more than 700 people in nearly 100 offices throughout the United States, is a division of WME|IMG, a global leader in sports, fashion and media operating in more than 25 countries around the world. WME|IMG's businesses include Events & Media, College, Golf, Tennis, Performance and IMG Academy, Fashion, Models, Clients, Licensing, Joint Ventures, and creative management agency Art + Commerce. In 2014, IMG was acquired by WME, the world's leading entertainment and media agency. Together, the companies offer an unparalleled client roster; strategic partnerships with sponsors and brands; and marquee assets across sports, entertainment, events, music and fashion.

Kent Pavelka returns behind the microphone to handle his 30th overall season calling Husker hoops in 2016-17. Pavelka previously called Nebraska basketball for two long stints between 1974 and 1996 before returning to the Husker basketball play-by-play chair prior to the 2006-07 season. A six-time winner of the Nebraska Sportscaster-of-the-Year Award, Pavelka also handled color analyst duties on NU football broadcasts from 1974 to 1983, and was the play-by-play announcer from 1983 to 1996. Pavelka was honored in January 2009 with the Bud Cuca Special Merit Award given by the Nebraska Basketball Hall of Fame for his contributions to the NU men's basketball program.

Alongside Pavelka as color analyst will be Matt Davison, who played both basketball and football for the Huskers. He is beginning his 12th season on the basketball broadcast team and also handles color commentary on the Nebraska football radio broadcasts along with appearances on Sports Nightly.

In addition to unmatched game coverage, Sports Nightly airs Monday-Friday evenings for three hours year round across the network. During the basketball season, Sports Nightly features a weekly basketball radio show on Monday evenings with Coach Miles and Husker assistant coaches. Sports Nightly can be heard on a network of over two dozen radio stations across Nebraska, as well as the Husker App, Huskers.com, TuneIn.com, and the TuneIn App.

HUSKER SPORTS NETWORK

Husker Sports Network Offices
 201 North 8th Street, Suite #400
 Lincoln, NE 68508
 Phone: 402-742-8600 Fax: 402-438-7115
 E-mail: operations@huskersportsnetwork.com

HSN BASKETBALL AFFILIATES

| | | |
|--------------------|---------------|-------|
| Ainsworth | KBRB-AM..... | 1400 |
| Alliance | KCOW-AM | 1400 |
| Broken Bow | KBBN-FM..... | 95.3 |
| Chadron | KCSR-AM | 610 |
| Columbus | KJSK-AM | 900 |
| Cozad | KAMI-AM | 1580 |
| Falls City..... | KTNC-AM..... | 1230 |
| Fremont..... | KFMT-FM..... | 105.5 |
| Grand Island | KRGI-AM..... | 1430 |
| Hastings..... | KHAS-AM..... | 1230 |
| Hiawatha, Kan..... | KLZA-FM..... | 101.3 |
| Holdrege..... | KUVR-AM | 1380 |
| Imperial | KADL-FM | 102.9 |
| Kearney..... | KGFW-AM..... | 1340 |
| Lexington | KRVN-AM | 880 |
| Lincoln | KLIN-AM | 1400 |
| McCook | KSWN-FM..... | 93.9 |
| Nebraska City..... | KNCY-AM | 1600 |
| Norfolk..... | KNEN-FM..... | 94.7 |
| North Platte..... | KODY-AM..... | 1240 |
| North Platte..... | KXNP-FM..... | 103.5 |
| Omaha | KXSP-AM | 590 |
| Scottsbluff | KNEB-AM..... | 960 |
| Sidney | KSID-AM | 1340 |
| Superior | KRFS-AM | 1600 |
| Superior | KRFS-FM..... | 103.9 |
| Valentine | KVSH-AM..... | 940 |

Fans around the world can listen to Husker athletic events on the Internet at Huskers.com, on the Official Husker App for iOS and Android and on TuneIn Radio and the TuneIn Radio App. Select games are also available on SiriusXM Radio.

N 2016-17 NEBRASKA BASKETBALL
2016-17 NEBRASKA BASKETBALL RADIO & TELEVISION ROSTER



0 | Tai Webster
Sr. | G | 6-4 | 196



1 | Anton Gill
Jr. | G | 6-3 | 195



2 | Jeriah Horne
Fr. | F | 6-7 | 222



3 | Jason Shultis
So. | G | 6-1 | 198



5 | Glynn Watson Jr.
So. | G | 6-0 | 174



10 | Jack McVeigh
So. | G/F | 6-8 | 215



11 | Evan Taylor
Jr. | G | 6-5 | 206




12 | Michael Jacobson
So. | F | 6-8 | 239



13 | Malcolm Laws
Jr. | G | 6-1 | 190




15 | Isaiah Roby
Fr. | G/F | 6-8 | 214



23 | Nick Fuller
Jr. | G/F | 6-7 | 213



24 | James Palmer Jr.
Jr. | G | 6-6 | 213



30 | Ed Morrow Jr.
So. | F | 6-7 | 234



32 | Jordy Tshimanga
Fr. | C | 6-11 | 275



Tim Miles
Head Coach



Michael Lewis
Assistant Coach




Kenya Hunter
Assistant Coach




Jim Molinari
Assistant Coach



Teddy Owens
Director of Basketball Operations



Ali Farokhmanesh
Director of Player Relations & Development



Brett Sapp
Administrative Coordinator



Gregory Eaton
Video Coordinator




Tim Wilson
Strength Coach



R.J. Pietig
Athletic Trainer



Pat Norris
Equipment Manager



Wes Eikmeier
Graduate Manager

TYRONN LUE



**NEBRASKA BASKETBALL
HALL OF FAMER
NBA CHAMPION AS A PLAYER
NBA CHAMPION AS A HEAD COACH**
JERSEY TO BE RETIRED FEBRUARY 2 AGAINST MICHIGAN STATE



