

N 2015 - 16
**NEBRASKA
BASKETBALL**



**BENNY
PARKER**



**SHAVON
SHIELDS**

HOME COURT ADVANTAGE:

THE HUSKERS RANKED IN THE TOP 10 NATIONALLY IN ATTENDANCE DURING THE 2014-15 SEASON, AVERAGING 15,569 FANS PER GAME. PINNACLE BANK ARENA WILL BE SOLD OUT FOR THE THIRD CONSECUTIVE SEASON IN 2015-16.



2015-16 NEBRASKA MEN'S BASKETBALL SCHEDULE

NOV. 9	NORTHERN STATE (EXH)	7 P.M.	DEC. 22	PRAIRIE VIEW A&M	7 P.M.	MARCH 1	PURDUE*	7 P.M.
NOV. 14	MISSISSIPPI VALLEY STATE	TBA	DEC. 30	NORTHWESTERN*	3 P.M.	MARCH 6	AT NORTHWESTERN*	1 P.M.
NOV. 17	AT VILLANOVA (GAVITT TIPOFF GAMES)	7:30 P.M.	JAN. 2	INDIANA*	3 P.M.	MARCH 9-13		AT BIG TEN TOURNAMENT
NOV. 19	DELAWARE STATE	7 P.M.	JAN. 5	AT IOWA*	8 P.M.	MARCH 15 - APRIL 4		AT NCAA TOURNAMENT
BARCLAYS CLASSIC			JAN. 9	AT RUTGERS*	4 P.M.			
NOV. 22	SOUTHEASTERN LOUISIANA	6 P.M.	JAN. 12	MINNESOTA*	8 P.M.			
NOV. 24	ARKANSAS-PINE BLUFF	7 P.M.	JAN. 16	AT ILLINOIS*	1:30 P.M.			
BARCLAYS CLASSIC (BROOKLYN, N.Y.)			JAN. 20	AT MICHIGAN STATE*	5:30 P.M.			
NOV. 27	VS. CINCINNATI	5:30 P.M.	JAN. 23	MICHIGAN*	1 P.M.			
NOV. 28	VS. GEORGE WASHINGTON/TENNESSEE	11 A.M./1:30 P.M.	JAN. 30	AT PURDUE*	3:30 P.M.			
DEC. 1	MIAMI (BIG TEN/ACC CHALLENGE)	8 P.M.	FEB. 3	MARYLAND*	7:30 P.M.			
DEC. 5	ABILENE CHRISTIAN	1 P.M.	FEB. 6	RUTGERS*	1 P.M.			
DEC. 9	AT CREIGHTON	7 P.M.	FEB. 10	AT WISCONSIN*	6 P.M.			
DEC. 13	RHODE ISLAND	1 P.M.	FEB. 13	PENN STATE*	5 P.M.			
DEC. 20	SAMFORD	6 P.M.	FEB. 17	AT INDIANA*	7:30 P.M.			
			FEB. 20/21	OHIO STATE*	TBA			
			FEB. 25	AT PENN STATE*	6 P.M.			



FOR A COMPLETE LIST WHO TO FOLLOW, VISIT HUSKERS.COM/SOCIAL.

TABLE OF CONTENTS



THIS IS NEBRASKA 1-46

- This is Nebraska Basketball 2-3
- Pinnacle Bank Arena 4-5
- Gameday at Pinnacle Bank Arena 6-7
- Hendricks Training Complex 8-13
- Husker Power 14-15
- In the Spotlight 16-17
- NBA Connection 18-19
- History of Nebraska Basketball 20-21
- The Student-Athlete Experience 22-23
- Academic Success 24-25
- The Academic Experience 26-27
- Life Skills 28-29
- Athletic Medicine/ Sports Nutrition 30-31
- Athletic Facilities 32-33
- Nebraska Athletic Performance Lab 34-35
- National Powers 36-37
- University of Nebraska Campus 38-41
- Lincoln and Omaha – The Good Life 42-43
- Huskers in Spain 44-45
- Husker Equipment 46

2015-16 SEASON OUTLOOK 47-54

- Alphabetical/Numerical Rosters 48
- Team Breakdown/Quick Facts 49
- Season Preview 50-52
- Schedule 53
- Bus Whitehead Scholarship 54

THE 2015-16 HUSKERS 55-76

- Nick Fuller 56-57
- Jake Hammond 58-59
- Benny Parker 60-61
- Shavon Shields 62-63
- Tai Webster 64-65
- Andrew White III 66
- Bakari Evelyn 67
- Anton Gill 68
- Michael Jacobson 69
- Malcolm Laws 70
- Jack McVeigh 71
- Ed Morrow Jr. 72
- Johnny Trueblood 73
- Glynn Watson Jr. 74
- Career Game-by-Game Stats 75-76

COACHING STAFF 77-86

- Head Coach Tim Miles 78-89
- Assistant Coach Phil Beckner 81
- Assistant Coach Kenya Hunter 82

- Assistant Coach Jim Molinari 83
- Basketball Support Staff 84-86

ADMINISTRATION 87-94

- University Administration 88
- Board of Regents 89
- Director of Athletics Shawn Eichorst 90
- Senior Administration 91
- Athletics Department Staff 92-94

OPPONENTS 95-124

- Big Ten Composite Schedule 96-97
- Non-Conference Opponents 98-100
- Big Ten Opponents 101-107
- Big Ten Tournament Information 107
- Big Ten Conference Information 108
- Series Records vs. Big Ten Opponents 109-111
- Series vs. Non-Conference Opponents 112-122
- Nebraska vs. All Opponents 123-124
- Nebraska vs. All Conferences 124
- Husker All-Time Exhibition Results 124

2014-15 SEASON IN REVIEW 125-142

- Season Review 126-127
- Senior Bios 128-129
- Statistics 130
- Results 131
- Game-by-Game Comparison 132
- Team/Individual Highs and Lows 133
- Box Scores 134-142

RECORDS 143-168

- Career/Single-Game Scoring Leaders 144
- Individual Records 145-147
- Team Records 148-149
- Single-Season Top 10 Lists 150
- Career Top 10 Lists 151
- Single-Season Top 10 Class Lists 152-153
- Team Season Bests 154-156
- Annual Statistical Leaders 157-158
- Year-by-Year Team Statistics 159-160
- Pinnacle Bank Arena Records 161-164
- Conference Tournament Results/Records 165-166
- Postseason Records and Results 167-168

HISTORY 169-206

- The History of Nebraska Basketball 170-173
- Nebraska Lettermen 174-176
- Husker Award Winners/All-Americans 177-178
- 1,000-Point Club 179-182

- Nebraska Basketball – A to Z 183-184
- Nebraska Basketball Hall of Fame 185
- Husker Coaching Ledger 186
- Year-by-Year Summary 187
- All-Time Results 188-206

MEDIA/FAN INFORMATION 207-216

- Athletic Directory 208
- Media Policies 209-210
- Compliance Information 211
- Pinnacle Bank Arena Parking and Seating Maps 212
- Husker Sports Radio Network 213
- adidas 214
- Bank of the West Nebraska Basketball Show 215
- Nebraska TV/Radio Roster 216

MEDIA GUIDE CREDITS

The 2015-16 Nebraska men's basketball media guide was produced by the Nebraska Communications Office. The guide was written, designed and edited by Associate Communications Director Shamus McKnight with editing assistance provided by Assistant A.D./Communications Keith Mann. Additional research and editing by Communications Administrative Support Associate Vicki Capazo. Special thanks to freelance writer Mike Babcock for his writing contributions.

Photo credits to Scott Bruhn and Nate Olson, Nebraska Communications; UNL Photo Productions; John F. Grieshop/Schwartzman Photos; Steven Maikoski, USA Basketball, Garrett Ellwood and NBA Photos/Getty Images, Scott Cunningham, NBAE/Getty Images and The Associated Press.

Inside and outside cover design by Andrew Wenstrand. Cover photography by Scott Bruhn. Copyrighted by Nebraska Communications. The cost of the 2015-16 Nebraska media guide is \$10, tax included.

FOLLOW THE HUSKERS ON SOCIAL MEDIA



THIS IS NEBRASKA BASKETBALL

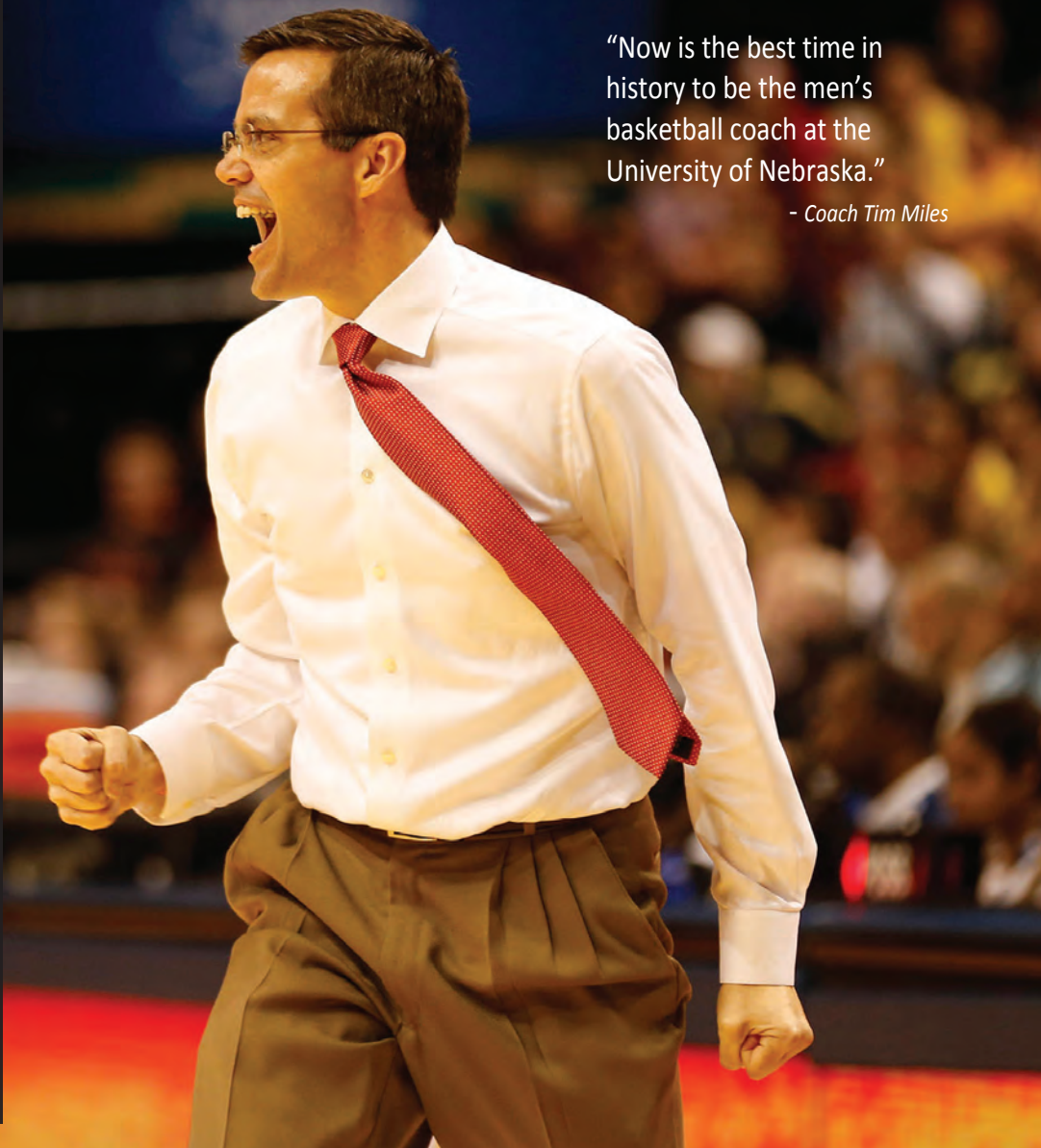
Fourth-year Nebraska coach Tim Miles has built a reputation on turning programs into winners.

At Colorado State, he turned a program that won nine games in his first season to three straight postseason appearances, including the school's first NCAA bid in nine years.

At Nebraska, it took Miles two years to guide the program to its first NCAA Tournament appearance since 1998. For his efforts in 2014, Miles was named Big Ten Coach of the Year and won the Jim Phelan Award for national coach of the year.

As 2015-16 begins, Miles welcomes the program's highest-ranked recruiting class in over 20 years, as he looks to guide Nebraska back to its second postseason appearance in three years.

Not only is Nebraska in the Big Ten, considered one of the best basketball conferences in the country, but the Huskers have benefited from more than \$200 million in basketball facility improvements, including the Hendricks Training Complex and Pinnacle Bank Arena.



"Now is the best time in history to be the men's basketball coach at the University of Nebraska."

- Coach Tim Miles



From inviting the Red Zone to a practice and taking selfies, to bringing back former players to campus for the annual Legends Weekend to his popular radio show from Buffalo Wings and Rings during the season, Miles' boundless energy helps build the Nebraska basketball brand in the community.





Top: Jim Molinari is in his second season as an assistant at Nebraska. Molinari has over 300 career wins as a head coach and is a three-time conference coach of the year.

Middle: Kenya Hunter is in his third season at Nebraska after spending six years at Georgetown, where he helped the Hoyas to a pair of Big East titles and five NCAA appearances.

Bottom: Phil Beckner comes to Nebraska after spending the 2014-15 season with the Oklahoma Blue in the NBA D-League. Prior to that, he spent seven seasons at Weber State where he helped develop NBA All-Star Damian Lillard.

WHAT OTHERS SAY ABOUT MILES

“He understands it’s guys in T-shirts and shorts running around playing a game. He’s highly competitive, but he can also tell the difference between the phony guys and the type of players you can count on...You gotta be able to differentiate between the fluff and the substance. Tim understands substance.”

- Bo Ryan, Wisconsin Head Coach

“This guy’s got energy. I’ve been on the road with him recruiting, he’s phenomenal. He’s got a great personality. I think he’s a damn good coach.”

- Tom Izzo, Michigan State Head Coach

“He didn’t come with a silver spoon and a Carolina or Kentucky or Duke hat. He’s earned his spurs. Sometimes that’s the best way to get where you want to go.”

- Steve Fisher, San Diego State Head Coach

“He’s great in regard with X’s and O’s. He’s great with his players. He’s terrific with the fans.”

- Lon Kruger, Oklahoma Head Coach

“Tim understands basketball, and he understands what it’s going to take to compete in the Big Ten. He’s done an unbelievable job of rebuilding programs.”

- Greg McDermott, Creighton Head Coach

“Tim has always done a good job with his program wherever he has been. He’s a high-energy guy who gets his kids to play hard.”

- Darrin Hansen, Omaha Head Coach

PINNACLE BANK ARENA

The Nebraska men's basketball program entered a new era in 2013-14 with the move into the \$179 million Pinnacle Bank Arena. Located in downtown Lincoln, the 15,000-seat arena is the centerpiece of a bold and dynamic city plan. A landmark venture that shows the cooperative spirit across the community, the arena is the permanent home of Nebraska men's and women's basketball while serving as one of the Midwest's hottest spots for the nation's top touring shows.

The arena, which is just steps away from both Memorial Stadium and Hawks Field and Bowlin Stadium at Haymarket Park, also serves as a hub for a new outdoor entertainment district in Lincoln, known as the Railyard. In addition to the economic impact of thousands of Husker fans at each basketball home game, the Haymarket area has seen the addition of several major hotels, upscale housing options and many new dining and entertainment options.



The South entrance of Pinnacle Bank Arena faces the Railyard outdoor entertainment district in downtown Lincoln. The arena seats nearly 15,000 fans and includes 36 suites, 20 loge boxes and 832 club seats. It also includes 11 permanent concession stands, 14 portable locations and 85 total points of sale. The arena is also home to a Huskers Authentic Team Store.

The men's locker room entrance includes a large "N" identical to the design in the Hendricks Training Complex.

Far right: The Huskers also enjoy a spacious locker room, team room and athletic medicine areas inside Pinnacle Bank Arena.





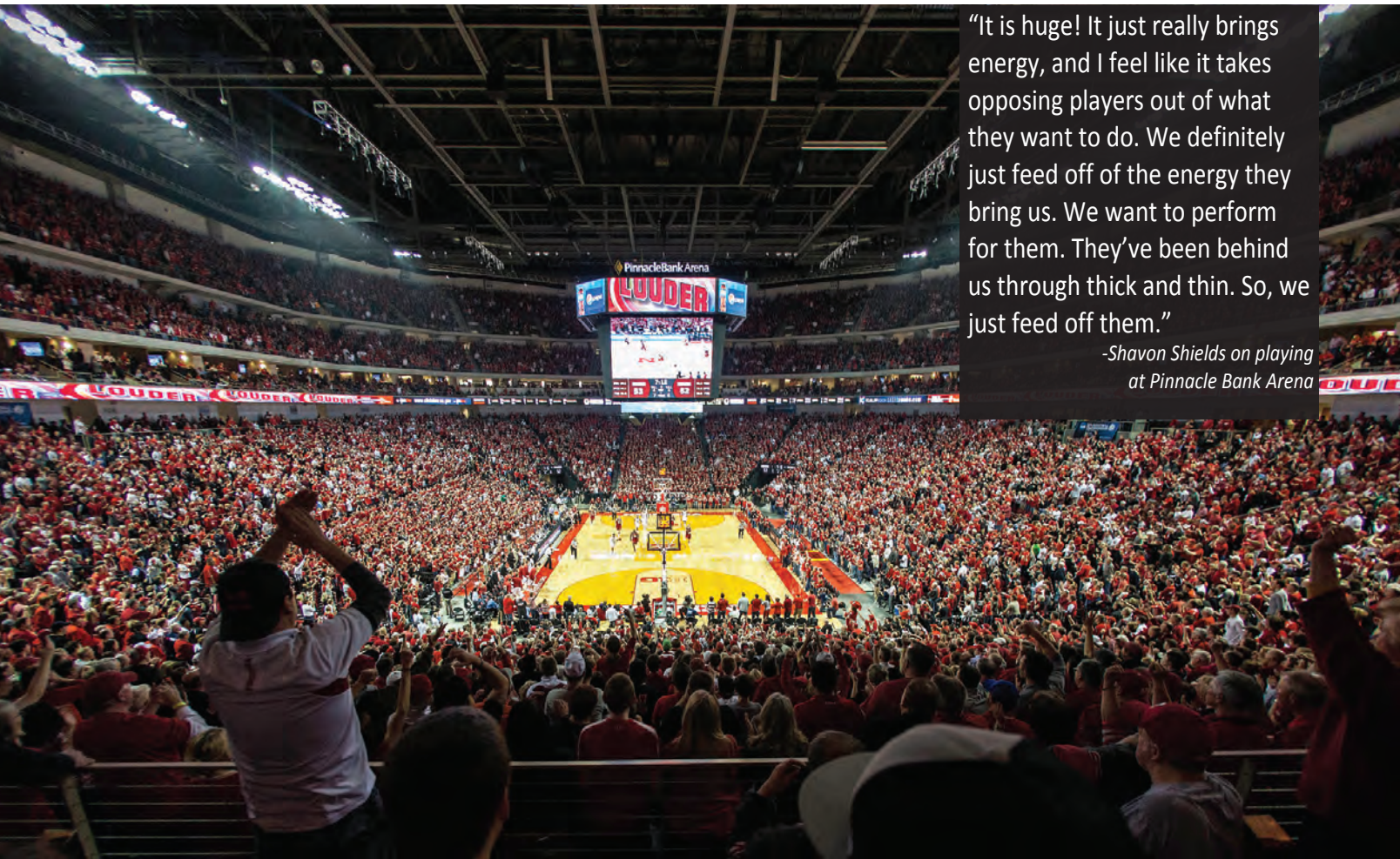
Above: Nebraska's home court was built with the entire state in mind. In fact, the outline of the state of Nebraska even graces center court.

Far left: The concession areas also keep the Nebraska spirit in mind, including the Sandhills BBQ, Chimney Rock Cantina, Goldenrods and Meadowlarks.

Left: Pinnacle Bank Arena's ribbon cutting ceremony attracted Nebraska Governor Dave Heineman, Lincoln Mayor Chris Beutler, Nebraska Chancellor Harvey Perlan, Director of Athletics Shawn Eichorst and Husker basketball coaches Connie Yori and Tim Miles.

Bottom left and right: The Railyard entertainment district includes a public courtyard, an outdoor ice skating rink and a giant 750-square-foot screen known as The Cube.

HUSKER GAMEDAY



“It is huge! It just really brings energy, and I feel like it takes opposing players out of what they want to do. We definitely just feed off of the energy they bring us. We want to perform for them. They’ve been behind us through thick and thin. So, we just feed off them.”

–Shavon Shields on playing at Pinnacle Bank Arena

Pinnacle Bank Arena has quickly become one of the more formidable homecourt environments in the Big Ten Conference. The 15,000-seat facility has helped Nebraska break single-season attendance records in each of the past two years, ranking 10th nationally with an average attendance of 15,569 fans per game in 2014-15. The Huskers have made it difficult on opponents in the surroundings, posting a 25-7 home mark the past two seasons.

WHAT OTHERS HAVE SAID

“What a cool atmosphere. I’ve been fortunate to be in the best environment for college basketball for the past almost 20 years. Walking around that floor today and seeing all that red and seeing the energy and the hunger of the crowd, man, it’s a really cool thing.”

– Chris Collins, Northwestern Head Coach and former Duke Assistant Coach

“Nebraska, outside of Louisville, has the best arena I’ve been in.”

–Cincinnati Head Coach Mick Cronin

“Pinnacle Bank Arena is one of the best venues in the B1G...maybe in the country.”

– Rod Beard, Detroit News

“My first visit to Nebraska’s Pinnacle Bank Arena. I. Am. Floored. One of the nicest college venues I’ve ever seen.”

– Jason King, Bleacher Report

“Nebraska and what head coach Tim Miles has done shouldn’t be a surprise given his ability to build a program. But the “Vault” (Pinnacle Bank Arena) has quickly become a difficult place for opponents to find a win.”

– ESPN Announcer Sean Farnham



Top: The Red Zone student section provides a strong homecourt advantage for the Huskers. The Red Zone features 1,000 student seats in the lower bowl and behind both benches.

Middle Left: The Husker spirit squads keep the fans energized during breaks in the action.

Middle: Pregame introductions feature NBA-style sound and lighting.

Middle right: The Red Zone celebrates the first basket of each half with their own unique flair.

Bottom: The Husker players celebrate with the fans after storming the court against No. 9 Wisconsin in 2014.



HENDRICKS TRAINING COMPLEX



The home for the Nebraska basketball program, the Hendricks Training Complex was officially opened on Oct. 13, 2011. The 80,000-square foot facility located adjacent to the Bob Devaney Sports Center includes practice facilities with a court and a half, expanded team locker rooms and player lounges as well as areas for strength and conditioning, nutrition and athletic medicine. The two-level facility is named for Tom and Mary Hendricks of Pipe Creek, Texas, and their children, Jennifer and Brandon, for their lead gift in the project.





Opposite Left: Former University of Nebraska Athletic Director Tom Osborne speaks at the ribbon-cutting ceremony for the opening of the Hendricks Training Complex in October of 2011. The facility is the training home for the Husker men's and women's basketball and wrestling programs.

Opposite Right: One of the highlights of the Hendricks Training Complex is the details inside the building. The facility features two video walls as well as a granite basketball in the main lobby that was imported from China and weighs 5,500 pounds.

Top: The men's basketball office features an expansive lobby area as well as individual offices for each coach and support staff. The area also has a balcony that overlooks the Bus Whitehead Practice Court that can hold up to a dozen visitors for observing practice.

Middle: The men's basketball conference room features an advanced video system with a high-definition projector and screens and a custom-made conference table that is a replica of the court.

Bottom: Tim Miles' office overlooks the Bus Whitehead practice court and features a lounge area and conference room.

BUS WHITEHEAD COURT



Named for one of the legendary players in program history, the Bus Whitehead Court features a court and a half for the team to practice, an auxiliary training room as well as a 103-inch plasma screen for teaching during drills. The court is named for Bus Whitehead, a two-time all-conference performer who led the Huskers to consecutive Big Seven titles in 1949 and 1950 and is a member of the Nebraska Basketball Hall of Fame.



Located next to the Bus Whitehead Court, the Nebraska men's basketball team room features 24 theater-style seats with built-in tables, a high-definition video system with a 120-inch video screen and treated walls to enhance the extensive built-in sound system.

NEAL & JAMIE HAWKS PLAYERS LOUNGE



The Neal and Jamie Hawks Players Lounge features a custom leather couch as well as over 400 inches of televisions, as the room features a pair of 103-inch and three 65-inch screens, all with access to cable, DirecTV and the film system built into the facility.



Above: The players' corridor heading to the Neal and Jamie Hawks Players Lounge connects the past with the present with a wall honoring past letterwinners as well as an interactive lighting system that features 3-D basketballs that capture motion down the hallway.




Above and right: The custom pool table inside the lounge features a custom felt court graphic, while the sound system in the room features 25 speakers through the team area. New wall graphics and a ping pong table were added to the area in 2014.

The Neal and Jamie Hawks Players Lounge is the perfect place to relax after a practice. The area features over 400 inches of high-definition TVs, leather couches that can seat more than a dozen players and a custom-created pool table, as well as a kitchen area to store or prepare food. The team area also includes a locker room with iPads for each player, a hydro area that features cold and hot tanks and showers with the ability to play music through built-in speakers.





Top: The men's locker room is highlighted by 20 custom wood lockers that feature iPads in each locker as well as custom back-lit displays and personalized lock boxes for safety. The room also features a Terazzo flooring display in the center of the room.



Middle left: The hydro area has extra-large hot and cold tanks while the hot tank can be changed into a custom cold tank. The area also features tiled walls and a pair of 65-inch televisions and custom surround sound.



Lower left: The Neal and Jamie Hawks Players Lounge also has a built-in kitchen area as well as an 8x13-foot video wall that can be programmed to watch one game or as many as nine games at once.

HUSKER POWER

The University of Nebraska has long been recognized as being the national leader in the area of strength and conditioning. Nebraska was the first NCAA school to have a paid strength and conditioning coach, the first to lift weights in-season, the first to hold an official summer conditioning class for student-athletes and the first to offer a degree for strength coaching.

With 15 staff members, including men's basketball strength coach Tim Wilson, it is one of the most comprehensive strength and conditioning organizations in the country. Husker basketball student-athletes train in the Hendricks Training Complex, which features a new 5,000-square foot weight room.

Before returning to college athletes, Wilson spent 11 years in the NBA with the Milwaukee Bucks and has worked with the Chicago White Sox, as well as Oregon, Pittsburgh and UNLV.





“The University of Nebraska strength and development program is the model for others in the country.”

– Phillip Hage, Editor, Physician and Sports Medicine Magazine



Husker student-athletes also have access to the Nebraska Athletic Performance Lab (NAPL) located in Memorial Stadium.

IN THE SPOTLIGHT



One of the most media-savvy coaches in college basketball, Tim Miles has quickly become popular around college basketball for both his insight and his sense of humor. At Colorado State, he won a regional Emmy for The Mtn. documentary of the Rams' program. Miles is also consistently rated as one of the top coaches nationally to follow on Twitter (@CoachMiles) as he provides his unique insight, including halftime tweets.

Nebraska basketball will be in the national spotlight this season, as a minimum of 30 games will be available nationally on television or streamed on Big Ten television partners ESPN, BTN and CBS. Every game will be broadcast on a 28-station radio network and carried for free on Huskers.com and on the TuneIn Radio app, with select broadcasts on Sirius XM Satellite Radio.





Opposite top: Shavon Shields and Terran Petteway meet with the media prior to the Huskers' NCAA Tournament game against Baylor in San Antonio, Texas.


Opposite bottom left: Shavon Shields talks on set with Dave Revsine and Jim Jackson of the Big Ten Network following Nebraska's Big Ten Tournament win over Purdue in 2013.

Opposite bottom right: Benny Parker talks with BTN.

Top: Tim Miles visits with SiriusXM at Big Ten Media Day in Chicago.

Left: Terran Petteway visits with ESPN's Dan Dakich following Nebraska's 79-77 win over Michigan State on #AveryStrong Day in 2015.





ERIC PIATKOWSKI

HUSKERS IN THE NBA

Nebraska players have enjoyed significant professional success following their Husker careers. Nebraska has had 26 players drafted by teams in the National Basketball Association, including three first-round picks during the 1990s.

Mikki Moore made a name for himself, spending 13 years in the NBA after being an undrafted free agent out of Nebraska. Moore, who led the NBA in shooting percentage in 2006-07, has played in 564 career games and helped his teams to three playoff appearances.

With former NBA veterans Eric Piatkowski, Tyronn Lue and Erick Strickland playing in the league in the last decade, Nebraska has been well represented at the highest level of basketball. Lue is currently the associate head coach of the Cleveland Cavaliers after being named to the position in June of 2014.

In 2015, former Husker Terran Petteway looks to add his name to the former Huskers in the NBA as he is in training camp with the Atlanta Hawks.



MIKI MOORE



TYRONN LUE



ERICK STRICKLAND

HUSKERS IN THE NBA DRAFT

The first NBA draft of collegiate players was held following the 1947-48 season, but the league did not begin to keep records of team-by-team draft lists until 1952. Here is a list of the 26 Cornhusker players drafted by the NBA since 1949:

- | | | | |
|------|--|------|--|
| 1949 | Claude Retherford, St. Louis Bombers | 1981 | Andre Smith, Cleveland Cavaliers (7th) |
| 1950 | Bus Whitehead, Chicago Stags (7th) | 1982 | Jack Moore, K.C. Kings (9th) |
| 1951 | Bob Pierce, Indianapolis Olympians (5th) | 1985 | Curtis Moore, Portland Trailblazers (6th) |
| 1952 | Jim Buchanan, Boston Celtics (6th) | 1986 | Dave Hoppen, Atlanta Hawks (3rd) |
| 1954 | Bill Johnson, Boston Celtics (11th) | 1991 | Rich King, Seattle SuperSonics (1st/14th pick) |
| 1960 | Herschell Turner, Syracuse Nationals (6th) | 1994 | Eric Piatkowski, Indiana Pacers (1st/15th pick) |
| 1966 | Grant Simmons, Washington Bullets (12th) | 1998 | Tyronn Lue, Denver Nuggets (1st/23rd pick) |
| 1967 | Willie Campbell, Seattle SuperSonics (15th) | 1999 | Venson Hamilton, Houston Rockets (2nd/50th pick) |
| 1968 | Stuart Lantz, Houston Rockets (3rd) | | |
| | Tom Baack, Detroit Pistons (10th) | | |
| 1970 | Jim Brooks, Houston Rockets (12th) | | |
| 1971 | Marvin Stewart, Philadelphia 76ers (2nd) | | |
| | Leroy Chalk, Boston Celtics (13th) | | |
| 1972 | Chuck Jura, Chicago Bulls (3rd) | | |
| | Mike Peterson, Portland Trail Blazers (16th) | | |
| 1974 | Brendy Lee, Atlanta Hawks (10th) | | |
| 1976 | Jerry Fort, Boston Celtics (3rd) | | |
| 1979 | Carl McPhee, Philadelphia 76ers (5th) | | |

Note: Nate Branch was drafted by the American Basketball Association's Oakland franchise in 1967; Stuart Lantz was drafted by Oakland in 1968; Marvin Stewart was drafted by the New York Nets in 1971; and Chuck Jura was selected by the Utah Stars in 1972.



DAVE HOPPEN



RICH KING



STU LANTZ

HUSKER HISTORY

Entering the 120th year of Husker basketball, the Nebraska program has collected nearly 1,500 wins and made 24 all-time postseason appearances, including the 2014 NCAA Tournament.

Over the last 25 years, the Huskers have averaged more than 17 wins per season, while making 15 postseason tournaments during that span. Fifteen of the school's 27 1,000-point scorers have also played for the Huskers since 1990, including Terran Petteway and Shavon Shields in 2014-15.



#42 - DAVE HOPPEN

Nebraska's all-time leading scorer, Hoppen had his No. 42 jersey retired at the end of Senior Night in 1986. Hoppen totaled 2,167 points before a knee surgery cut short his senior year and broke or tied 19 school records as a Husker.



#22 - STU LANTZ

Stu Lantz became the second Husker basketball player to have his jersey retired when it was retired in 1989. A two-time first-team All-Big Eight performer, Lantz totaled 1,269 points and 571 rebounds in his three-year Husker career.



#52 - ERIC PIATKOWSKI

Eric Piatkowski became Nebraska's most recent retired jersey, as he was honored on Feb. 18, 2006. Piatkowski was a two-time All-Big Eight selection as he totaled 1,934 points in helping NU to four straight NCAA Tournaments.

"It takes a special person to be able to sell yourself and sell your program. Some people have it and some people don't. Everyone that I know who's met Coach Miles thinks he has it. I like the way he's going after some of the top guys out there to sell himself and sell the program. He's opened the door to some first-tier players and seems ready to take this program to the next level. He has the formula, the staff, the facilities and the backing of the university and the athletic department. Put all that together and everyone feels pretty good about the future direction of the Nebraska program."

— Dave Hoppen, Nebraska's all-time leading scorer





The Huskers celebrate winning the 1994 Big Eight Tournament championship. The title helped Nebraska make a school-record four straight NCAA appearances.



Joe Cipriano was a three-time Big Eight Coach of the Year.



Danny Nee guided the Huskers to five NCAA Tournament appearances.

1897-1906

Nebraska posted a 59-26 (.694) record in its first decade of basketball, including three perfect seasons. In those 10 years, the Huskers were coached by Frank Lehmer, T.P. Hewitt, E. Berry, Fred Morrell, Walter Hiltner and R.G. Clapp.

1907-16

The last five teams of the Huskers' second decade all posted winning records. The 1911-12 team won the school's first Missouri Valley Conference title and then repeated as champs in 1912-13 and 1913-14.

1917-1926

Nebraska fashioned its first-ever 20-win season in 1919-20, finishing 22-2 and setting a school record for wins that stood until 1990-91. During the decade, Nebraska was 111-71 (.610) and had six winning campaigns.

1927-1936

NU opened the decade in the Nebraska Coliseum, but finished under .500 at home in 1925-26. In 1928-29, Nebraska joined Missouri, Kansas, Kansas State, Iowa State and Oklahoma to form the Big Six Conference.

1937-1946

Nebraska's record of 65-120 (.351) in the decade was its worst ever. Twice, in 1943-44 and 1944-45, the Huskers mustered only two wins. Sid Held and Don Fitz earned first-team All-Big Six honors in 1940-41.

1947-1956

The Huskers were 102-141 (.420) in the decade. However, the 1948-49 team tied for first in the Big Seven Conference and beat Oklahoma to advance to the NCAA District Tournament. Claude Retherford was a first-team All-Big Seven pick that season and led the team in scoring. In 1949-50, Bus Whitehead earned first-team all-conference honors as Nebraska tied Kansas and Kansas State for the Big Seven championship.

1957-66

The Huskers' 20-5 record in 1965-66 was their first 20-win season since 1919-20. Stuart Lantz, who finished second to KU's Jo Jo White in the Sophomore-of-the-Year balloting, would go on to become a third-round NBA draft pick. For the decade, NU was 102-142 (.418).

1967-1976

Nebraska finished above .500 for the decade with a 147-111 (.570) record. Marvin Stewart was the first player to average 20 points in a season in 1970-71. The Huskers opened the Bob Devaney Sports Center in the 1976-77 season. Jerry Fort earned three straight first-team all-conference awards from 1974 to 1976.

1977-1986

The Cornhuskers posted a 175-119 (.595) record in the decade, including a 15-14 ledger in 1976-77, the first season at the Bob Devaney Sports Center. In 1977-78, the Huskers earned their second postseason tournament bid and first since 1966-67, advancing to the second round of the NIT. NU posted 20 wins twice during the decade (1977-78, 1982-83).

1987-1996

The Huskers enjoyed their most successful decade, winning 20-or-more games five times. Nebraska advanced to the NCAA Tournament four times, won its first-ever Phillips 66 Big Eight Tournament trophy in 1994 and captured the NIT Championship in 1996. For the decade NU was 185-131 (.585).

1997-2006

Nebraska continued its success while starting its second century of play. The Huskers added a pair of 20-win seasons as NU was also one of just 15 schools to appear in nine consecutive postseason tournaments from 1991 to 1999.

2007-PRESENT

Nebraska made three postseason appearances in Doc Sadler's six seasons (2007-2012). Aleks Maric was an all-conference selection in 2007-08 and the first Husker ever with 1,600 points and 1,000 rebounds. Nebraska joined the Big Ten Conference and played its first season during the 2011-12 campaign. Tim Miles was named Nebraska's 26th head coach on March 24, 2012, after leading Colorado State to three straight postseason appearances, including the 2012 NCAA Tournament. The Huskers opened Pinnacle Bank Arena in August of 2013 and went 15-1 in the facility en route to earning their first NCAA Tournament appearance since 1998. Terran Petteway became Nebraska's first conference scoring champion in more than 60 years, as he averaged 18.1 points per game to earn first-team All-Big Ten accolades. Miles won the Jim Phelan Award as national coach of the year in 2014, the first Husker basketball coach to win a national honor.

THE STUDENT-ATHLETE EXPERIENCE

Nebraska Athletics is one of the few self-sustaining intercollegiate athletic programs in the country. In the 2014-15 fiscal year, Nebraska drew more than 1.3 million fans across all sports through the gates of our world-class facilities. This incredible interest and support enables Nebraska Athletics to invest in the student-athlete experience, as well as the overall game-day experience.

Nebraska is a leader in providing all the resources and support necessary for student-athletes to become successful in Academics, Athletics and Life. Nebraska will continue to strategically plan for avenues to strengthen the resources to support more than 600 Husker student-athletes.



LIFE SKILLS

The Husker Life Skills program allows student-athletes to continue their development and impact lives in the community. In 2014-15, Husker student-athletes, such as Malcolm Laws, combined for more than 6,500 hours in the community, making an impact on thousands of Nebraskans across the state.



DICK AND PEG HERMAN FAMILY STUDENT LIFE COMPLEX

The Dick and Peg Herman Family Student Life Complex provides a comprehensive learning area for many of the Husker student-athletes. The complex houses the Academics, Life Skills and Compliance offices, and the Walter Scott Technology Center.

LEWIS TRAINING TABLE

Husker student-athletes have ample places to dine, as the Lewis Training Table is open extended hours for meals, while the North Stadium and Hendricks Training Complexes have areas for supplements for recovery after workouts or for snacks throughout the day.



STRENGTH

Nebraska's strength and conditioning has long been at the forefront of college athletics. Under the direction of Boyd Epley, Nebraska has a staff of 15 strength coaches, including basketball strength coach Tim Wilson, who creates personalized strength and conditioning programs for Husker student-athletes.



ATHLETIC MEDICINE

Nebraska's Athletic Medicine facilities rank among the nation's best, while one of the most experienced medical staffs in the nation care for all Husker student-athletes.

In August of 2014, the NCAA Division I Board of Directors restructured how member institutions and conferences, including the Big Ten, govern themselves. Nebraska has a great history and tradition of providing first-class benefits and support to our student-athletes like no other. However, this change in governance, and subsequent legislation, has paved the way for Nebraska to enhance the benefits and experiences for our student-athletes even further. A few examples of these enhanced benefits are:

- All scholarship student-athletes across all sports will have their scholarship calculated based on the full cost of attendance.
- Each student-athlete will receive an Apple MacBook Air laptop computer to enhance their learning opportunities (pictured top left).
- Nebraska has increased resources and support in all academic and performance related areas including but not limited to Academic Services, Life Skills, Athletic Medicine, Athletic Training, Strength and Conditioning, Nutrition and Dining Services (Training Table).
- Nebraska created the first-known post-eligibility benefit program, where each student-athlete, who has graduated and exhausted their athletic eligibility, will have the opportunity to pursue with our support an internship, participate in a study abroad program or attend graduate school.

ACADEMIC SUCCESS

Nebraska increased its nation-leading total of CoSIDA Academic All-America awards to 320, adding six Huskers in 2014-15. Shavon Shields became NU's first-ever first-team Academic All-American in men's basketball. John Welk, who was Nebraska's Male Student-Athlete of the Year, led three first-team CoSIDA Academic All-Americans for the men's track and field program, as he was joined by Levi Gipson and Drew Wiseman. Gymnast Ethan Lottman earned second-team Academic All-America status, while Ryan Boldt was a third-team Academic All-American in baseball.

In 2014-15, Lottman was one of three Huskers to win the NCAA Elite 89 Award, presented to the student-athlete with the highest cumulative grade-point average participating at the finals site for each of the NCAA's 89 championship events.

Graduation is the ultimate achievement, and 118 Husker student-athletes earned undergraduate and graduate degrees in three commencement exercises at Pinnacle Bank Arena in 2014-15. At the conclusion of the academic year, Nebraska student-athletes posted an impressive 3.155 cumulative GPA.



In April, Nebraska celebrated 25 years of the Student-Athlete Recognition Banquet with "A Night at the Lied" that became the Husker version of the Emmys, Oscars and ESPYs rolled into one. More than 1,400 attended the celebration that was capped with Nebraska Director of Athletics Shawn Eichorst (above left) and Big Ten Commissioner Jim Delany (above right) presenting the Student-Athlete-of-the-Year awards and Big Ten Medals of Honor to Jessie DeZiel (above second from left) and John Welk (above third from left). DeZiel, a senior from Rogers, Minn., was a nine-time All-American for the Nebraska women's gymnastics team. Welk, a senior from Bismarck, N.D., was a three-time All-American sprinter for the track and field team. Welk was also the 2015 CoSIDA Academic All-American of the Year in men's track and field.





More than 400 student-athletes were honored at the academic banquet, including 68 gold (3.75 to 4.00 GPA), 61 silver (3.50 to 3.749 GPA) and 140 bronze (3.00 to 3.499 GPA) medallion winners. Six Huskers earned Outstanding Scholar Awards, presented to seniors exhausting their eligibility with a cumulative GPA of 3.90 or better. The honorees included: Mark Hilderbrand (Track and Field); Amanda Lauer (Women's Gymnastics); Jennifer Lauer (Women's Gymnastics); Will Lohman (pictured above, Track and Field); Josh Reinertson (Men's Golf); and John Welk (Track and Field).



In 2014-15, 118 Huskers earned their college degrees – the ultimate goal of all student-athletes, including senior Ameer Abdullah (pictured above). Abdullah became the third Husker in history and the first male across Nebraska's sports to earn a prestigious Senior CLASS Award. The award is given annually to the sport's most outstanding senior student-athlete. The award recognizes achievements in four areas of excellence – classroom, community, character and competition. Previous Husker Senior CLASS Award winners were Kelsey Griffin (Women's Basketball, 2010) and Gina Mancuso (Volleyball, 2012).



Shavon Shields (Men's Basketball) became the first Husker men's basketball player to earn first-team Academic All-America honors as selected by the College Sports Information Directors of America. Shields was one of six Husker student-athletes to capture CoSIDA Academic All-America awards in 2014-15, pushing Nebraska's nation-leading total to 320 Academic All-Americans all time across all sports.



The NCAA established the Elite 89 Award to recognize individuals who reach the pinnacle of competition at the national championship level while also achieving the highest academic standard among their peers. Ethan Lottman (Men's Gymnastics) captured the award at the 2015 NCAA Men's Gymnastics Championships while sprinter/hurdler Drew Wiseman (Indoor Track, pictured) and thrower Will Lohman (Outdoor Track) swept the honors for the men's track and field team in 2015.

Opposite page, bottom from left: All-Big 12 performer Terran Petteway graduated from Nebraska in May of 2015, and is currently in training camp with the Atlanta Hawks after a strong performance in NBA Summer League.

Opposite page, middle: David Rivers earned his degree in May of 2015 and is playing professionally in Germany.

Opposite page, right: Leslee Smith completed his degree in ethnic studies in August of 2015 and is playing professionally in Bolivia.

2014-15 ACADEMIC HIGHLIGHTS

- 320 All-Time CoSIDA Academic All-Americans across all sports (leads nation)
- 107 Football CoSIDA Academic All-Americans (leads all sports, all time)
- 37 Volleyball CoSIDA Academic All-Americans (leads all women's sports, all time)
- 29 Softball CoSIDA Academic All-Americans (No. 2 among all women's sports, all time)
- 41 Men's & Women's Track & Field/Cross Country Combined CoSIDA Academic All-Americans (leads nation since CoSIDA added team in 2002)

CoSIDA Academic All-American of the Year in 2014-15
John Welk (Men's Track & Field)

Six CoSIDA Academic All-Americans in 2014-15
(4 first-team, 1 second-team, 1 third-team)
First Team: Levi Gipson (Men's Track & Field), Shavon Shields (Men's Basketball)
John Welk (Men's Track & Field)
Drew Wiseman (Men's Track & Field)
Second Team: Ethan Lottman (Men's Gymnastics)
Third Team: Ryan Boldt (Baseball)

Big Ten Postgraduate Scholarship Winners (\$7,500 each)
Amanda & Jennifer Lauer (Women's Gymnastics)
John Welk (Men's Track & Field)

NCAA Elite 89 Academic Award Winners (3)
Ethan Lottman (Men's Gymnastics)
Drew Wiseman (Men's Indoor Track & Field)
Will Lohman (Men's Outdoor Track & Field)

Senior CLASS Award - Ameer Abdullah (Football)

National Football Foundation Hampshire Honor Society (4)
Ameer Abdullah, Mike Moudy, Mark Pelini, Trevor Roach

Arthur Ashe Jr. Sports Scholars Award (16)
Oladapo Akinmoladun (Men's Track & Field), Paula Andrie (Women's Track & Field), Alexandra Bilunas (Swimming & Diving), Bria Deveaux (Swimming & Diving), Jordan Harrison (Football), Gazmine Mason (Bowling), Mike Moudy (Football), Steven Reveles (Baseball), Andrea Ruiz (Bowling), Christian Sanderfer (Men's Track & Field), Shavon Shields (Men's Basketball), Leslee Smith (Men's Basketball), Vasileios Stavropoulos (Men's Tennis), Dawna Tyson (Softball), Tai Webster (Men's Basketball), Nathan Wong (Men's Golf)

Male Student-Athlete of the Year
John Welk, Men's Track & Field

Female Student-Athlete of the Year
Jessie DeZiel, Women's Gymnastics

Big Ten Medal of Honor Winners
Jessie DeZiel and John Welk

Big Ten Sportsmanship Award Winners
Ameer Abdullah (Football); Samantha Areman (Soccer)

Men's Herman Award Winner - Tennis Team (3.510 GPA)

Women's Herman Award Winner
Swimming & Diving Team (3.568 GPA)

Life Skills Team Award Winners
Men's Gymnastics, Women's Soccer

690 Nebraska Scholar-Athlete Honor Roll Selections - Fall (356) and Spring (334) (3.0 GPA or above)

205 Academic All-Big Ten Selections - (Letterwinner with a 3.0 GPA or above)


118 Student-Athletes Earned Degrees from August 2014 through May 2015 (August 2014--12; December 2014--48; May 2015--58)

87 Student-Athletes Earned Perfect 4.0 GPAs in either the Fall (43) or Spring (44) Semester

62 Husker Letterwinners Named Big Ten Distinguished Scholars (3.7 GPA or better in 2014-15)



THE ACADEMIC EXPERIENCE





The athletic academic unit, located in the Dick and Peg Herman Family Student Life Complex, provides personal and academic support to ensure that student-athletes will get the most out of their years as Huskers. Featuring one of the most innovative and comprehensive academic support systems in the country, Nebraska is dedicated to helping its student-athletes become outstanding leaders in their chosen fields. The academic support team is composed of 14 full-time staff members and is certified by the National Association of Academic Advisors for Athletics (N4A) as meeting the standards established by the N4A.

ACADEMIC COUNSELING

Seven academic counselors, three learning specialists and two assistant academic counselors are in place to monitor daily academic progress, receive consistent course feedback, assist with the advising/ registration process and monitor continuing eligibility and progress toward graduation.

TUTORIAL SUPPORT

A tremendous resource for all academic abilities, unlimited tutorial support from approximately 120 tutors on staff is available from day one up to college graduation in all subject areas. The tutorial program is certified as a model tutoring program by the College Reading and Learning Association.

STUDY HALL

Nebraska's study hall program is housed in the D.J. Sokol Enrichment Center within the Student Life Complex. Student-athletes attend a supervised, flex-time study hall that features day, evening and weekend hours. Student-athletes are required to complete a specific number of study hours each week as determined by their academic counselor and/or coach. Additional performance-based or tutor-based study hall also may be determined by the academic counselor.

MENTORING

Academic support staff serve as mentors to all incoming student-athletes and a select group of returning student-athletes. Student-athletes meet with their mentor weekly to develop time management skills, gather and report academic progress information, and discuss academic success strategies.

EDUCATIONAL ASSESSMENTS

Assessments are administered upon the request of the student-athlete, academic counselor, or coach. Learning specialists are available to administer and score informal assessments, which include a reading comprehension and a writing assessment. When more in-depth assessments are necessary, referrals are made to a consulting psychologist who conducts the assessments. If it is determined a student-athlete has a learning disability or another medical condition that impedes the student from reaching their academic potential, appropriate accommodations are implemented by the Office of Services for Students with Disabilities.

STUDENT-ATHLETE ORIENTATION

Each new student-athlete attends an orientation at the beginning of their academic career. Student-athletes are introduced to staff, faculty, administrators, and a variety of resources that help facilitate the transition into college while enhancing awareness of support services in the Athletic Department and across campus.

PERSONAL COUNSELING

Student-athletes will find a supportive and caring environment at Nebraska. Transitional issues, stress management, time management, academic focus and problem resolution are all addressed in a proactive manner throughout the year. If necessary, counseling referrals are also made to designated practitioners.

COMPUTER RESOURCES

The Herman Student Life Complex has two computer labs available for student-athletes. The Scott Technology Center features two tech tables for use on group computer projects and group study sessions. Additionally, each student-athlete is provided a laptop for use throughout their academic career at Nebraska.



Top: Columns in the Hewit and Boekel Academic Center display the names of every Husker student-athlete who has lettered in a varsity sport and graduated from the University of Nebraska, while portraits honor each of Nebraska's nation-leading CoSIDA Academic All-Americans.

Bottom left: Construction was completed in the fall of 2010 on the Nebraska Student Life Complex, which nearly tripled the size of NU's previous academic space. The Dick and Peg Herman Family Student Life Complex also features a new technology center and a dedicated Life Skills area and the Papik Computer lab (left).

LIFE SKILLS

Widely regarded as the premier and most comprehensive Life Skills program in college athletics, the Husker program is committed to providing proactive education, resources and support throughout college and beyond promoting total person development and preparation for life after sports. Five full-time staff members and one graduate assistant coordinate a wide array of services benefiting Husker student-athletes.



Former basketball player Kye Kurkowski was among a group of Husker student-athletes who participated in Nebraska Athletics' inaugural service trip to Guatemala in May 2015.

Husker basketball has been active in supporting the fight against pediatric cancer and the #AveryStrong movement to Avery Harriman, the son of former assistant coach Chris Harriman.





The Huskers bring holiday cheer to Madonna Rehabilitation center.

PROACTIVE EDUCATION

The Life Skills team organizes several orientations aimed at acclimating student-athletes to college life. Additionally, all incoming student-athletes attend the fall semester Husker Life Seminar. This interactive class promotes responsible decision-making, personal brand, financial literacy, leadership, involvement and service.

INDIVIDUAL MEETINGS

Every Nebraska student-athlete is assigned a Life Skills Coordinator who will arrange multiple individual meetings throughout the academic year aimed at enhancing personal and career development. The meetings help each student-athlete identify a career focus and implement a plan to increase career marketability.



CAREER COMMITMENT

Annually, Nebraska Life Skills organizes a Student-Athlete Career, Networking Night (pictured bottom right) and other career events aimed at connecting Huskers with companies desiring competitive, hard-working, accountable candidates. Athlete Network and Husker Hire Link provide opportunities to explore career opportunities across the country.

COMMUNITY OUTREACH

Nebraska student-athletes readily accept the role-model challenge collectively giving more than 6,500 hours annually to impact thousands, both young and old alike, throughout the entire state of Nebraska. Outreach events include but are not limited to hospital visits (pictured top and middle right), mentoring, school assemblies (pictured opposite page, bottom left), statewide rallies, Make-A-Wish and Husker Heroes.

LEADERSHIP

Nebraska Life Skills provides student-athletes with endless opportunities to enhance leadership skills while distinguishing themselves from the competition. Internally, student-athletes can be members of the Student-Athlete Advisory Committee, Uplifting Athletes Chapter or Husker Distinction Council. On campus, UNL offers more than 600 recognized student organizations allowing athletes to collaborate with other campus leaders for a common goal. Annually, Nebraska Life Skills funds and coordinates a one week service abroad trip allowing nearly 20 student-athletes to come together for a common goal while enriching cultural competencies.

RECOGNITION

In 2014-15, 13 Husker basketball student-athletes were named to the Tom Osborne Citizenship Team for completing a minimum of six service projects in the calendar year. There are a host of other recognition opportunities both at the institutional, Big Ten and NCAA level which all reflect on the high ideals, character and servant leadership nurtured through community involvement.

POST-ELIGIBILITY OPPORTUNITIES

Effective December 2015 and beyond, student-athletes who letter and graduate will have a three-year window to benefit from one of three post-eligibility opportunities each valued at \$7,500. Upon completion of required seminars, graduates can either study abroad, complete an internship or begin graduate school within the University of Nebraska system.



Shavon Shields speaks at the educational pep rally at Pinnacle Bank Arena.





ATHLETIC MEDICINE

Providing expert care to more than 600 Husker student-athletes, Nebraska features one of the most well-trained and highly skilled athletic medicine staffs in the country. Under the guidance of Director of Athletic Medicine Dr. Lonnie Albers, Head Athletic Trainer and Physical Therapist Jerry Weber and Basketball Head Athletic Trainer R.J. Pietig, the 2015-16 Nebraska athletic medicine staff consists of five doctors, two therapist/athletic trainers, 11 athletic trainers and seven graduate assistant athletic trainers.

Nebraska's medical facilities have long been among the nation's best, and NU's athletic medicine center within the Tom and Nancy Osborne Athletic Complex will keep the Huskers on the front line of technology for decades to come. In addition to Nebraska's North Stadium facility, Haymarket Park, the Bob Devaney Sports Center, Pinnacle Bank Arena and the Nebraska Soccer and Tennis Complex all feature athletic medicine areas. The Devaney Center's Athletic Medicine facility underwent an extensive expansion as part of the Hendricks Training Complex addition in 2011.



Top left: Nebraska Head Basketball Athletic Trainer R.J. Pietig is in his ninth season taking care of Nebraska student-athletes like Walter Pitchford.

Top right: Nebraska's on-site medical services for student-athletes rank among the nation's best. Dr. Lonnie Albers, Head Athletic Trainer Jerry Weber (pictured) and the Husker Athletic Medicine staff have their own X-ray equipment at Memorial Stadium.

Bottom left: The Lewis Training Table offers buffet-style service for lunch and dinner. Nebraska's nutritionists work with all student-athletes to develop comprehensive nutrition plans.

Bottom right: Nebraska's Athletic Medicine Center features a hydrotherapy area that includes a three-level laned pool. The Hydroworx 1000 Treadmill Pool is equipped with two cameras underwater for evaluation and assessment, while the hot and cold plunge tanks are also available to the Huskers.

CHAMPIONSHIP FACILITIES

From training facilities to competition venues, Nebraska's athletic facilities are second-to-none across the collegiate landscape. From Memorial Stadium to Pinnacle Bank Arena to the new soccer/tennis complex which opened this fall, Husker student-athletes have the benefits of training and competing in state-of-the-art facilities. Fans across the state and region support Husker Athletics, as football, volleyball, men's and women's basketball and baseball all finished in the top-15 nationally in attendance during the 2014-15 year.



MEMORIAL STADIUM



BOB DEVANEY SPORTS CENTER



NEBRASKA RIFLE RANGE



BOB DEVANEY SPORTS CENTER NATATORIUM



ED WEIR STADIUM



HENDRICKS TRAINING COMPLEX



BOWLÍN STADIUM



NEBRASKA SOCCER AND TENNIS COMPLEX



PINNACLE BANK ARENA



HAWKS FIELD AT HAYMARKET PARK



NEBRASKA ATHLETIC PERFORMANCE LAB

Nebraska has always been on the forefront in training for student-athletes and the opening of the Nebraska Athletic Performance Laboratory (NAPL) in 2013 positions Husker Athletics as a trendsetter in the field. The creation of the NAPL and Center for Brain, Biology and Behavior (CB3) brought together athletic and academic researchers under one roof to study human behavior and performance. In 2015, the basketball court at the NAPL was named after Jerry and Barbara Solomon for their contributions in supporting the Husker basketball program.

The NAPL team draws together researchers with diverse areas of expertise, including biomechanics, computer sciences, endocrinology, engineering, ergonomics, exercise physiology, nutrition, physical rehabilitation, psychology, sports science and vision. Researchers collaborate with Nebraska Athletics coaches and staff, as well as colleagues from around the world to address areas that are critical to athletes and society.

NAPL EQUIPMENT AND CAPABILITIES

- A 20-camera, three-dimensional, motion-analysis system quantifies joint and whole body movement patterns across indoor and outdoor environments
- Twelve force plates, embedded in a variety of surfaces including field turf, mondotrack, and hardwood flooring, precisely measure forces generated by the body during activities
- Wireless electromyography system and triaxial accelerometers evaluate muscle activation and limb acceleration patterns across different activities
- Metabolic testing technology assesses resting metabolic state and cardiovascular fitness
- Isokinetic dynamometer and weight lifting technology quantify strength
- Research grade ultrasound assesses muscle, tendon, ligament and organ morphology
- iDXA scanner quantifies the mass of bone, lean tissue and fat
- Transcranial doppler evaluates blood flow changes in response to training and injury
- Endocrinology laboratory jointly operated with CB3 captures level of salivary and blood biomarkers
- Treatment rooms for blood draws and testing procedures

The NAPL has close collaboration with researchers from Madonna's Institute for Rehabilitation Science and Engineering to address issues of importance to student-athletes' long term well-being.



NATIONAL POWERS



The Husker bowling team won its fifth NCAA title since 2004. Nebraska was led by 2015 NCAA Player of the Year Lizbeth Kuhlkin, who finished her career as a four-time All-American.



All-American Kadie Rolfzen led the Huskers to their second straight Elite Eight finish in 2014.



Rachel Martin won the smallbore title at the 2015 NCAA Rifle Championships. NU finished fourth at the 2015 NCAA Championships under first-year coach Ashley Rose-MacAllister.



I-back Ameer Abdullah became the first Husker male student-athlete to win the Senior CLASS Award in 2014. Abdullah, a second-round pick of the Detroit Lions, was also a finalist for the Doak Walker Award.



Tanner Lubach was a three-year starter for the Husker baseball team and was one of four Huskers selected in the 2015 MLB Draft.



Kiki Stokes earned All-America honors, setting school records in runs scored and on-base percentage in 2015.



The Husker men's track and field team won the Big Ten Indoor title in 2015. Gary Pepin has guided the Husker track and field programs to 70 conference titles in his tenure at Nebraska.



Ethan Lottman garnered first-team All-America honors in 2015 and was also a second-team CoSIDA Academic All-American.



High jumper James White earned first-team All-America honors during both the indoor and outdoor seasons in 2015.



Terran Petteway was a two-time All-Big Ten performer and scored over 1,000 points during his Husker career.



Wrestler James Green was a four-time All-American and earned a bronze medal for the USA at the 2015 World Championships.

UNMATCHED FAN SUPPORT

Nebraska was the only NCAA Division I program to rank in the top 10 nationally in attendance in football and men's basketball in 2014-15. In addition, the Husker volleyball (first), baseball (11th) and women's basketball programs (11th) all ranked in the top 15 nationally.

VOLLEYBALL	1ST
FOOTBALL	10TH
M. BASKETBALL	10TH
BASEBALL	11TH
W. BASKETBALL	11TH

UNIVERSITY OF NEBRASKA

The University of Nebraska was chartered by the Nebraska Legislature in 1869 as the state's public university and land-grant institution. Founded in Lincoln, the University of Nebraska was expanded in 1968 into a state educational system now comprising four campuses under the guidance of a Board of Regents and a central administration.

Nebraska, which joined the Big Ten Conference in 2011, is a member of the Committee on Institutional Cooperation, a consortium of Big Ten universities and the University of Chicago, which has generated unique opportunities for students and faculty by sharing expertise, leveraging resources and collaborating on programs.

To discover more about the University of Nebraska visit unl.edu.



COMMITTEE ON INSTITUTIONAL COOPERATION

As a member of the Big Ten, the University of Nebraska-Lincoln (UNL) is a member of the Committee on Institutional Cooperation, which includes all 14 Big Ten Institutions and the University of Chicago. The Committee on Institutional Cooperation (CIC) and the institutions together have annual research expenditures topping \$10.2 billion — more than the Ivy League and the University of California System combined — and they educate a total of nearly 600,000 students.



INNOVATION CAMPUS

Nebraska Innovation Campus (NIC), which is designed to facilitate new and more in-depth partnership with UNL and the private sector, opened its first buildings in the summer of 2014. NIC's newest buildings are the Food Innovation Center and Greenhouse Innovation Center, which both opened in 2015.



70

MASTERS PROGRAMS

135

**UNL HAS STUDENTS FROM
135 COUNTRIES, AS WELL AS ALL 50 STATES**

149

UNDERGRADUATE MAJORS

611

RECOGNIZED STUDENT ORGANIZATIONS

25,260

UNL ENROLLMENT (FALL, 2015)

194,620

LIVING ALUMNI

UNIVERSITY OF NEBRASKA-LINCOLN RANKINGS

- Rated among Top 100 Top National Universities (U.S. News & World Report)
- Rated among Top 50 Public National Universities (U.S. News & World Report)
- Rated among top 100 Best Values in Public Colleges (Kiplinger's Personal Finance)
- No. 2 Best Online MBA Programs for Veterans (U.S. News & World Report)
- No. 2 Best Online Graduate Education Programs for Veterans (U.S. News & World Report)
- No. 6 Best Online MBA Programs (U.S. News & World Report)
- No. 11 Best Online Graduate Education Programs (U.S. News & World Report)
- No. 17 Speech-Language Pathology Grad Schools (U.S. News & World Report)
- No. 20 Best College for Veterans (U.S. News & World Report)

CBA GROUNDBREAKING

Groundbreaking took place in March for the new \$84 million, 240,000-square-foot College of Business Administration building, the largest academic building project in the recent history of the University of Nebraska–Lincoln. The building, which is scheduled for completion in 2017, will offer interactive learning in state-of-the-art classrooms, one-stop student support services, cutting-edge technology and space to host many events in the future.



UNL MISSION

As a land-grant university there are three primary missions of the University: teaching, research and service. UNL is the state's primary intellectual center providing leadership throughout the state through quality education and the generation of new knowledge.

UNL Colleges

- Agricultural Sciences and Natural Resources
- Architecture
- Arts and Sciences
- Business Administration
- Education and Human Sciences
- Engineering
- Hixson-Lied Fine and Performing Arts
- Journalism and Mass Communications
- Law



Love Library is the main library at the University of Nebraska and sits on the southern edge of City Campus.



Top: The Outdoor Adventure Center opened in 2014 and features a 42-foot rock climbing wall

Bottom: The new, 30,000-square foot Jackie Gaughan Multicultural Center is the nation's largest multicultural center attached to a student union.

WELCOME TO LINCOLN

One of the nation's largest 75 cities, Lincoln features many of the benefits of an urban setting and is only minutes away from the scenic beauty and wide open spaces of America's Heartland. The third-largest city in the Big Ten, Lincoln enables Nebraska student-athletes to enjoy the benefits of city life while residing in a community which is widely regarded as one of the top places to live in the United States.



Some of the artists that have played Pinnacle Bank Arena since it opened in 2013 include: Jay-Z, Katy Perry, Kenny Chesney, Pink, Jason Aldean, Miranda Lambert and Paul McCartney.



LINCOLN'S NATIONAL RANKINGS


- Happiest U.S. City (LiveScience)
- Healthiest U.S. City (Center for Disease Control)
- Best Sport City (Sporting News)
- Lowest Unemployment Rate (Bureau of Labor)
- Best Cities for Families (Child Magazine)
- No. 1 Overall Wellbeing (Gallup)
- No. 1 Quality of Life (State Univ. of New York)
- No. 2 City in Quality of Life (Gallup)
- No. 7 Cleanest Air (CNN)
- No. 7 City for Business & Careers (Forbes)
- No. 8 Most Secure Places to Live (Sperling's)
- Top 10 College Town (Relocate America)



Modeled after the Power and Light District in Kansas City, the Railyard sits right across from the front entrance of Pinnacle Bank Arena, allowing fans to go to an event and then go out to the outdoor plaza.

OMAHA, NEBRASKA

Nebraska's largest city, Omaha and its metro-area, is less than an hour's drive from Lincoln and has a population of approximately 900,000. Omaha is home to TD Ameritrade Park, the NCAA College World Series and the world-renowned Henry Doorly Zoo.



PROMINENT PEOPLE WITH NEBRASKA TIES

Grover Cleveland Alexander, Major League Baseball Hall of Fame pitcher · Fred Astaire, dancer and actor · Max Baer, boxer · Marlon Brando, Academy Award-winning actor · William Jennings Bryan, U.S. Secretary of State, U.S. Representative, Democratic Party nominee for president 1896, 1900, and 1908 · **Warren Buffett**,



investor; Forbes Magazine's 2008 Richest Man in the World · Richard N. Cabela, entrepreneur, founder of Cabela's sporting store · Johnny Carson, comedian · Joba Chamberlain, Major League Baseball pitcher, Kansas City Royals · Dick Cheney, 46th U.S. Vice-president ·



Adam DeVine, actor · Brian Duensing, Major League Baseball pitcher, Minnesota Twins · Henry Fonda, Academy Award-winning actor · Bob Gibson, Major League Baseball Hall of Fame pitcher, St. Louis Cardinals · Alex Gordon, Major League Baseball All-Star and Gold Glove winner, Kansas City Royals · **Amy Heidemann**,



Karmin lead singer · Marg Helgenberger, actress · Peter Kiewit, contractor, investor and philanthropist · Jaime King, actress · Ted Kooser, Poet Laureate of the United States and Pulitzer Prize winner · Larry the Cable Guy, comedian · Malcolm X, civil rights leader · Nick Nolte, actor, producer · Alexander Payne, Academy Award-winning Director · Edwin Perkins, inventor of Kool-Aid, philanthropist · Andy Roddick, tennis star, 2003 U.S. Open Champion · Gale Sayers, Football Hall of Fame running back, Chicago Bears · Elliott Smith, singer-songwriter · Hilary Swank, two-time Academy Award-winning actress · Jack Sock, 2014 Wimbledon doubles champion · Gabrielle Union, actress · **James Valentine**, **Maroon 5** guitarist · Tony Watson, Major



League Baseball All-Star, Pittsburgh Pirates · Paula Zahn, Former News anchor for CNN

HUSKERS IN SPAIN

The Huskers take a team photo with the historic city of Toledo from across the Tagus River.



In August of 2015, the Husker basketball team spent nine days visiting Spain. The trip included extended stays in Madrid, Valencia and Barcelona. The Huskers embarked on sightseeing, as well as playing four games and learning about their teammates. Some of the highlights were city tours of all three places as well as Toledo, seeing a UEFA Champions League Playoff match in Valencia and visiting the Olympic sites and La Familia Sagrada in Barcelona.





The Huskers pose for a group shot at Plaza de Espana in Madrid in front of the statue of Don Quixote.



Jake Hammond slams home two in a 79-64 win over Eurocolegio Casvi.



Andrew White had 17 points in Nebraska's 66-63 win over Albacete Basket.



Jack McVeigh had 18 points and 10 boards in a 108-73 win over the Europe Basketball Academy.



Tai Webster had 10 points, including a key 3-point play, in NU's 71-65 win over CB Castelldefels.

HUSKER HOOPS & ADIDAS

Nebraska student-athletes are fitted with the finest adidas equipment and clothing as part of the apparel manufacturer's lucrative sponsorship deal with the Nebraska Athletic Department. From head to toe, Husker athletes receive the newest gear to not only look sharp, but to also have the latest technology at their disposal.

Devaney Center Equipment Manager Pat Norris works closely with an on-campus adidas representative to make sure Husker basketball players have everything they need to represent the University in a proper manner. From warmups to workout gear and shoes to winter coats, Norris orders the best fitting, most appropriate gear for the Huskers every season, so they can look their best on and off the court.



2015-16 SEASON OUTLOOK



SHAVON SHIELDS

2015-16 ROSTER

NUMERICAL ROSTER

No.	VL	Name	Pos.	Ht.	Wt.	Yr.	Hometown	Previous School
0	**	Tai Webster	G	6-4	196	Jr.	Auckland, New Zealand	Westlake Boys HS
1		Anton Gill ^	G	6-3	191	Jr.	Raleigh, N.C.	University of Louisville
3		Andrew White III	G	6-7	216	Jr.	Richmond, Va.	University of Kansas
4		Johnny Trueblood	G	6-4	195	Fr.	Omaha, Neb.	Elkhorn South HS
5		Glynn Watson Jr.	G	6-0	165	Fr.	Bellwood, Ill.	St. Joseph HS
10		Jack McVeigh	G/F	6-8	210	Fr.	Cabarita Beach, Queensland, Australia	Australian Institute of Sport
11		Bakari Evelyn	G	6-2	178	Fr.	Detroit, Mich.	Gilbert Christian HS/Hillcrest Academy
12		Michael Jacobson	F	6-8	222	Fr.	Waukee, Iowa	Waukee HS
15		Malcolm Laws	G	6-1	190	So.	Orlando, Fla.	Florida Atlantic University
23	*	Nick Fuller	G/F	6-7	204	So.	Sun Prairie, Wis.	Sun Prairie HS
24	*	Jake Hammond	F	6-10	235	So.	Comanche, Okla.	Comanche HS
30		Ed Morrow Jr.	F	6-7	225	Fr.	Chicago, Ill.	Simeon HS
31	***	Shavon Shields	G/F	6-7	225	Sr.	Olathe, Kan.	Northwest HS
32	***	Benny Parker	G	5-9	175	Sr.	Kansas City, Kan.	Sumner Academy

ALPHABETICAL ROSTER

No.	VL	Name	Pos.	Ht.	Wt.	Yr.	Hometown	Previous School
11		Evelyn, Bakari	G	6-2	178	Fr.	Detroit, Mich.	Gilbert Christian HS/Hillcrest Academy
23	*	Fuller, Nick	G/F	6-7	204	So.	Sun Prairie, Wis.	Sun Prairie HS
1		Gill, Anton ^	G	6-3	191	Jr.	Raleigh, N.C.	University of Louisville
24	*	Hammond, Jake	F	6-10	235	So.	Comanche, Okla.	Comanche HS
12		Jacobson, Michael	F	6-8	222	Fr.	Waukee, Iowa	Waukee HS
15		Laws, Malcolm	G	6-1	190	So.	Orlando, Fla.	Florida Atlantic University
10		McVeigh, Jack	G/F	6-8	210	Fr.	Cabarita Beach, Queensland, Australia	Australian Institute of Sport
30		Morrow Jr., Ed	F	6-7	225	Fr.	Chicago, Ill.	Simeon HS
32	***	Parker, Benny	G	5-9	175	Sr.	Kansas City, Kan.	Sumner Academy
31	***	Shields, Shavon	G/F	6-7	225	Sr.	Olathe, Kan.	Northwest HS
4		Trueblood Johnny	G	6-4	195	Fr.	Omaha, Neb.	Elkhorn South HS
5		Watson Jr., Glynn	G	6-0	165	Fr.	Bellwood, Ill.	St. Joseph HS
3		White III, Andrew	G	6-7	216	Jr.	Richmond, Va.	University of Kansas
0	**	Webster, Tai	G	6-4	196	Jr.	Auckland, New Zealand	Westlake Boys HS

^-will sit out 2015-16 season because of NCAA transfer rules



COACHES AND STAFF

Head Coach:

Tim Miles (University of Mary, 1989)
47-49 in three seasons at Nebraska; 330-269 in 20 seasons

Assistant Coaches:

Phil Beckner (Kansas Wesleyan, 2005)
Kenya Hunter, third season (Duquesne, 1996)
Jim Molinari, second season (Illinois Wesleyan, 1977)

Support Staff:

Director of Basketball Operations: Teddy Owens
Video Coordinator: Gregory Eaton
Basketball Strength Coach: Tim Wilson
Administrative Coordinator: Brett Sapp
Graduate Manager: Ali Farokhmanesh
Graduate Manager: Jordan Hitchcock
Equipment Manager: Pat Norris
Athletic Trainer: R.J. Pietig
Administrative Assistant: Sheryl Burbach
Media Relations Contact: Shamus McKnight
HuskerVision: Tyler Bassinger

TEAM BREAKDOWN

PRONUNCIATION GUIDE

Names

Ali Farokhmanesh..... fuh-ROAK-muh-NESH
Jim Molinari..... Mole-in-AIR-ee
Shavon Shields..... sha-VON
Tai Webster..... Tie
Bakari Evelyn Ba-car-ree

Hometowns

Olathe, Kan..... oh-LAY-tha

BY CLASS

Seniors (2)
..... Benny Parker, Shavon Shields
Juniors (3)
..... Anton Gill, Tai Webster, Andrew White III
Sophomores (3)
..... Nick Fuller, Malcolm Laws, Jake Hammond
Freshman (6)
..... Bakari Evelyn, Michael Jacobson,
..... Jack McVeigh, Edward Morrow Jr.,
..... Johnny Trueblood, Glynn Watson Jr.

IN-SEASON BIRTHDAYS

Player..... Date (Age)
Anton Gill..... Dec. 5 (21)
Bakari Evelyn Feb. 7 (19)
Jake Hammond March 2 (20)
Glynn Watson Jr..... March 9 (19)
Ed Morrow Jr. March 16 (19)

BY STATE

Florida (1): Malcolm Laws
Illinois (2): Edward Morrow Jr., Glynn Watson Jr.
Iowa (1): Michael Jacobson
Kansas (2): Benny Parker, Shavon Shields
Michigan (1): Bakari Evelyn
Nebraska (1): Johnny Trueblood
North Carolina (1): Anton Gill
Oklahoma (1): Jake Hammond
Wisconsin (1): Nick Fuller
Virginia (1): Andrew White

BY COUNTRY

New Zealand (1): Tai Webster
Australia (1): Jack McVeigh

2015-16 ROSTER BREAKDOWN

RETURNING STARTERS

Name, Yr., Pos.	Exp.	(2014-15 statistics)										
		G-GS	MP-Avg.	FG-FGA (FG%)	3FG-3FGA (3FG%)	FT-FTA (FT%)	Reb.-Avg.	A	TO	B	S	TP-Avg.
Shavon Shields, Sr., F	3VL	31-31	1095-35.3	161-366 (.440)	17-87 (.195)	139-168 (.827)	186-6.0	67	84	5	33	478-15.4
Benny Parker, Sr., G	3VL	31-25	874-28.2	39-114 (.342)	12-41 (.293)	40-56 (.714)	69-2.2	54	37	1	45	130-4.2

OTHER RETURNING PLAYERS

Name, Yr., Pos.	Exp.	(2014-15 statistics)										
		G-GS	MP-Avg.	FG-FGA (FG%)	3FG-3FGA (3FG%)	FT-FTA (FT%)	Reb.-Avg.	A	TO	B	S	TP-Avg.
Tai Webster, Jr., G	2VL	30-4	551-18.4	39-109 (.358)	12-52 (.231)	28-38 (.737)	57-1.9	35	39	4	21	118-3.9
Nick Fuller, So., G/F	1VL	16-1	129-8.1	13-25 (.520)	3-8 (.375)	5-6 (.833)	21-1.3	4	4	2	2	34-2.1
Jake Hammond, So., F	1VL	11-0	36-3.3	1-5 (.200)	0-0 (.000)	1-3 (.333)	7-0.6	1	2	2	0	3-0.3

STARTERS LOST

Name, Pos.	Exp.	(2014-15 statistics)										
		G-GS	MP-Avg.	FG-FGA (FG%)	3FG-3FGA (3FG%)	FT-FTA (FT%)	Reb.-Avg.	A	TO	B	S	TP-Avg.
David Rivers, F	4VL	30-25	709-23.6	52-109 (.477)	1-1 (.000)	24-39 (.615)	126-4.2	20	16	7	13	129-4.3
Walter Pitchford, F	2VL	30-26	812-27.1	82-217 (.378)	37-128 (.289)	16-33 (.485)	137-4.6	14	33	14	10	217-7.2
Terran Petteaway, G	2VL	31-31	1086-35.0	184-465 (.396)	68-217 (.313)	128-180 (.711)	153-4.9	87	104	27	35	564-18.2

OTHER PLAYERS LOST

Name, Pos.	Exp.	(2014-15 statistics)										
		G-GS	MP-Avg.	FG-FGA (FG%)	3FG-3FGA (3FG%)	FT-FTA (FT%)	Reb.-Avg.	A	TO	B	S	TP-Avg.
Tarin Smith, G	1VL	31-3	545-17.6	53-119 (.445)	10-30 (.333)	23-38 (.605)	49-1.6	22	24	9	18	139-4.5
Leslee Smith, F	2VL	17-9	214-12.6	23-50 (.460)	0-0 (.000)	7-16 (.438)	53-3.1	9	15	9	10	53-3.1
Moses Abraham, C	1VL	22-0	224-10.2	15-30 (.500)	0-0 (.000)	5-11 (.455)	75-3.4	2	20	10	5	35-1.6
#-Trevor Menke, G	4VL	7-0	13-1.9	1-2 (.500)	1-2 (.500)	0-0 (.000)	0-0.0	0	0	0	0	3-0.4
#-Kye Kurkowski, F	4VL	7-0	12-1.7	1-2 (.500)	0-0 (.000)	0-0 (.000)	3-0.4	0	1	0	0	2-0.3

REDSHIRTS

Name, Pos.	Yr.-Exp.	Ht.	Wt.	Hometown (Last School)	Career Stats/Highlights
Andrew White	Jr.-RS	6-7	216	Richmond, Va. (Kansas)	Two seasons at Kansas (44 games); Virginia Player of the Year in 2012; No. 48 Recruit by ESPN.com in 2012

2015-16 NEWCOMERS

Name, Pos.	Yr.-Exp.	Ht.	Wt.	Hometown (Last School)	Career Stats/Highlights
Glynn Watson Jr., G	Fr.-HS	6-0	165	Bellwood, Ill. (St. Joseph HS)	No. 73 recruit by ESPN.com in 2015; 1st-team All-Illinois in 2014-15 (15.5 ppg, 4.3 reb., 4.0 asst., 3.0 spg)
Ed Morrow Jr., F	Fr.-HS	6-7	225	Chicago, Ill. (Simeon HS)	No. 53 recruit by ESPN.com in 2015; 1st-team All-Illinois in 2014-15 (17.0 ppg, 8.0 rpg, 3.0 bpg)
Bakari Evelyn, G	Fr.-HS	6-2	178	Detroit, Mich. (Hillcrest Academy)	Averaged 25.4 ppg, 5.4 rpg, 4.3 apg, 1.8 spg as Sr. (9 games); Led Southfield (Mich.) HS to 3 state titles
Michael Jacobson, F	Fr.-HS	6-8	222	Waukeg, Iowa (Waukeg HS)	Top-200 recruit; 2nd-team All Iowa (all classes) in 2015, (18.6 ppg, 9.6 rpg, 2.3 bpg)
Jack McVeigh, G/F	Fr.-HS	6-8	210	Cabarita Beach, Australia (AIS)	Co-Captained Australia U-19 team at FIBA U-19 Worlds (11.1 ppg, 5.7 rpg); MVP of Australian U-20 Nationals in 2014 (27.5 ppg, 9.3 rpg)
^-Anton Gill, G	Jr.-TR	6-3	191	Raleigh, N.C. (Louisville)	Played in 31 games in 14-15 (2.5 ppg, 0.7 rpg); No. 48 Recruit by ESPN.com in 2013; Averaged 28.2 ppg, 5.3 rpg at Hargrave Military Academy in 2013
#-Johnny Trueblood, G	Fr.-HS	6-4	195	Omaha, Neb. (South HS)	First-Team all-state (all classes) by Lincoln Journal Star in 2014-15 (23.0 ppg, 5.0 rpg, 3.4 apg, 2.8 spg)
#-Malcolm Laws, G	So.-TR	6-1	190	Orlando, Fla. (Florida Atlantic)	Four games at Florida Atlantic in 14-15 (1.5 ppg; 0.8 rpg); Helped Lakeland Prep with state titles in '13 & '14
#-Walk-on student-athlete; ^-Transfer student-athlete, not eligible until 2016-17					



Front row (from left): Tai Webster, Glynn Watson Jr., Benny Parker, Malcolm Laws, Bakari Evelyn and Anton Gill. Back row (from left): Johnny Trueblood, Andrew White III, Jack McVeigh, Jake Hammond, Michael Jacobson, Shavon Shields, Ed Morrow Jr. and Nick Fuller.



Shavon Shields' 1,127 career points ranks third among active Big Ten players entering the 2015-16 season.

Some of the busiest people in Pinnacle Bank Arena during the 2015-16 season will be the program sellers. With just five returning letterwinners back, the Huskers will have a new look to the lineup for the coming season.

For Nebraska Coach Tim Miles, the 2015-16 season began in August, as the Huskers spent nine days in Spain. The trip not only gave Miles and his coaching staff 10 extra practices to prepare for the season, but the games also provided valuable learning experience for a team which has two seniors and two juniors in its rotation.

"No doubt the trip to Spain was invaluable," Miles said. "First, the camaraderie of the team being together and getting to know each other. Second, our guys got the nerves out of playing other competition, and we had two games where we had to grind it out and win in the end. The guys in

the middle of it were some of our new guys, and they got the experience of playing games where every possession matters."

A recruiting class which was ranked among the top-25 nationally and the addition of Kansas transfer Andrew White III gives Miles some young talent to mold. But much of the success will depend on the play and leadership of seniors Shavon Shields and Benny Parker.

The two most experienced players in the Husker program, Parker has played in all 96 games over the past three seasons, while Shields has made 82 consecutive starts dating back to his freshman year.

"Benny and Shavon are two guys who bet on my dream and vision for Nebraska basketball when they didn't have to," Miles said. "They were recruited by Coach (Doc) Sadler

and have been through almost everything during their career. They were here when we played seven scholarship guys. They have been to an NCAA Tournament and also have been through the expectations and disappointment of a season that didn't go nearly as well as we hoped it would."

"They are the perfect kind of leaders," Miles said. "They have played in a ton of Big Ten games. They know what good teams look like. They know what winning looks like. They know what losing looks like, and they understand what it takes to be successful. They lead in different ways and both have the respect of their teammates."

While Miles likes the versatility his roster features and its potential, the biggest challenge with eight newcomers is getting them up to speed to succeed at a high level.

"I think it will be a fun team to watch and a fun team to coach," Miles said. "Like any team, we are going to learn how to win. The biggest concern for me with the young guys are the basic things such as playing defense, taking care of the basketball and rebounding. The most basic fundamentals of the game are the things we have to take care of first. The quicker we value and master those things, the more success we will have."

With a young team, Miles knows how important creating a homecourt advantage will be for the Huskers.

"Our fans have been amazing, selling out Pinnacle Bank Arena for the last three years," Miles said. "They have helped us create a great homecourt advantage here, and we will need that this season. Young players typically play more off emotion, and the support our fans provide and the lift they receive from our crowd will be important."

Wings

Despite losing one of the most prolific scorers in school history in Terran Petteway, Nebraska could have ample scoring ability from the wing position in 2015-16. Shields has scored over 1,100 career points at NU, while Kansas transfer Andrew White III and sophomore Nick Fuller provide experience at the position. Jack McVeigh comes into the Husker program with impressive credentials and will look to earn significant time as a freshman in 2015-16.

A three-year starter, Shields is one of the top returning players in the Big Ten. The 6-foot-7 senior was ninth in the Big Ten, averaging 15.4 points per game last season, while leading the Huskers with 6.0 rebounds per game. Shields had nine games of at least 20 points as a junior, including a career-high 35-point effort against Omaha. Shields was first or second on the Huskers in scoring, rebounding and assists as a junior. A three-year captain, his leadership and strong play are vital for the Huskers to succeed this season.

"Shavon commands respect from his teammates because he has an aura around him," Miles said. "He has tremendous skill and the ability to take over a game."

Fuller showed glimpses of what he could do in limited action as a redshirt freshman. He played in 16 games, including 11 in Big Ten play, and averaged 2.1 points and 1.3 rebounds in just over eight minutes per outing. The 6-foot-7 forward earned more playing time down the stretch last season, highlighted by a 12-point, five-rebound effort at No. 16 Maryland. In addition to time at the wing, Fuller could also see time in the frontcourt.

"Nick had a chance to gain some experience when we put him in the rotation late last season," Miles said. "He is a crafty player around the basket, and we need to hit some jumpers, and that is something we think he can do. As he continues to improve defensively and on his outside shot, Nick will play a bigger role."

With a year of work in the Huskers' system, Andrew



Benny Parker has played in all 96 games for the Huskers over past three seasons and ranked eighth in the Big Ten in steals in 2014-15.

White III could be one of the Big Ten's top newcomers in 2015-16. The 6-foot-7, 216-pounder impressed teammates with his work ethic last year and has quickly become one of the leaders in the program. A former top-50 recruit, White averaged 2.3 points and 1.2 rebounds per game off the bench at KU in 2013-14, including a pair of double-figure scoring efforts. During the Huskers' trip to Spain, White averaged 12.0 points per game and reached double figures in all four contests.

"Andrew can really shoot the basketball and knows how to score," Miles said. "I think his rebounding ability is underrated, and that is something which will be very important for this particular team. He brings a lot to the table for us."

"He was a role player at Kansas, had a year off and now is stepping into a role where he is going to play major minutes," Miles said. "There will be an adjustment period, but I am confident Andrew will adjust in a hurry."

McVeigh comes to the Huskers after attending the Australian Institute of Sport. He has been a fixture on the national teams in Australia, making his Senior National Debut in 2014. The 6-foot-8, 210-pounder represented Australia in the Under-19 World Championship in Greece in June, averaging 11.1 points and a team-high 5.7 rebounds per game.

"Jack is an intriguing guy," Miles said. "When you first watch him, he doesn't look like a gifted athlete, but he comes up with the ball. He is someone we could put on the floor in a number of roles and he can get you 10 or 12 points and five rebounds in a short amount of time and that is something we need. Once Jack gets adjusted to the athleticism of this level, he can be a very efficient player for us."

Backcourt

Entering the 2015-16 season, the most experienced part of the Husker lineup is the backcourt with Parker and junior Tai Webster. Parker has played in all 96 games over the past three seasons, while Webster has 34 career starts and made 62 appearances over the last two years. Nebraska welcomes a host of newcomers, including freshmen Glynn Watson Jr., Bakari Evelyn and Johnny Trueblood as well as transfers Anton Gill and Malcolm Laws.

One of two starters back for the Huskers, Parker has been one of the Big Ten's best backcourt defenders over his career. The 5-foot-9 senior led NU and ranked eighth in the Big Ten with 1.5 steals per game, and anchors the top of NU's defensive attack with his on-ball defense. Parker is also a steady ball-handler who had nearly a 1.5-to-1 assist-to-turnover ratio as a junior and has averaged less than one turnover per game during his three seasons at Nebraska. Parker has worked to become more of a scoring threat, raising his average per game from 2.4 points as a sophomore to 4.2 points in 2014-15. Parker's leadership from the point guard spot will be essential for the Huskers this season.

"Benny has, in his own quiet way, helped nurture Glynn and Bakari with their decision-making and with what it takes to play defense at this level," Miles said. "Benny is a high-level defender, and the biggest travesty in the Big Ten over my three years is that he has never been on the all-defensive team. He has the rare ability to change the game at the defensive end of the court."

One of the most intriguing players on the Husker roster, Webster enters his junior year looking to continue an upward trend that started near the end of last season. The 6-foot-4, 196-pounder found his niche as the first guard off

the bench and provided solid play on both ends of the court. Webster, who averaged 3.9 points per game, improved as a shooter as the year progressed, hitting 35 percent from long range over his final 13 contests. Webster had three games in double figures and led NU in assists on five occasions. He continued the progress in Spain, averaging 11.8 points and 1.8 steals per game. Webster enters his junior year in the best shape of his career and the coaching staff believes he is just starting to tap his potential.

"I think Tai is going to have his best season," Miles said. "It took him a while to adjust to the Big Ten from the international game, and I believe it is a bigger jump for perimeter players. You could start to see him getting more comfortable late last season and it carried over to our trip to Spain. Tai has become a very good defender because of his combination of quickness, athleticism and strength, and I am excited to see his continued development."

Laws saw limited duty after walking on to the Florida Atlantic team in 2014-15, playing in four games. Laws has been around successful teams for most of his playing career, as he was a part of three state title teams in high school. The 6-foot-1, 190-pounder is a hard worker and will provide depth in the backcourt.

"Malcolm has a great competitive spirit," Miles said. "He has a good attitude and wants to get on the floor and make his teammates better. That is what you want from a good teammate, and Malcolm embodies that."

Watson is a natural point guard who was one of the top recruits in the class of 2015. The 6-foot guard led Saint Joseph High School to a state title in Illinois last season, averaging 15.5 points, 4.3 rebounds, 4.0 assists and 3.0 steals per game on his way to first-team all-state honors. Watson was his best in the state tournament, averaging 23.5 points, 5.5 rebounds and 3.5 assists per game as the school won its first state crown since 1999.

"Glynn is a real playmaker at the guard spot," Miles said. "He is a lead guard who uses screen-and-roll really well, can score and is creative enough to find others. As he gets stronger, that will only help him to develop, especially on the defensive end. In time, Glynn is really going to be a very, very good player in the Big Ten."

Evelyn is another freshman who has a chance to make an early impact in the backcourt. The 6-foot-2, 180-pounder has the size and ability to play either spot in the backcourt. As a senior, he averaged 25.4 points, 5.3 rebounds and 4.3



Tai Webster has started 34 games over the past two years.

INSIDE THE NUMBERS

RETURNING TEAM STATS

Pct. of scoring	40.0 (764/1,905)
Pct. of rebounds	33.3 (340/1022)
Pct. of field goals made	38.1 (253/664)
Pct. of field goals attempted	38.4 (618/1,613)
Pct. of 3-point FG made.....	27.3 (44/161)
Pct. of 3-point FG attempted.....	33.2 (188/556)
Pct. of free throws made	51.2 (213/416)
Pct. of free throws attempted	46.1 (271/588)
Pct. of assists	51.1 (161/315)
Pct. of steals	52.6 (101/192)
Pct. of blocked shots.....	15.6 (14/90)
Pct. of minutes	42.4 (2,685/6,300)

NOTE: All statistics based on returning player stats and percentage of overall team totals from 2014-15.

RETURNING STAT LEADERS

Points per game.....	Shavon Shields—15.4
Rebounds per game	Shavon Shields—6.0
Assists per game.....	Shavon Shields—2.2
Steals per game	Benny Parker—1.5
Blocked Shots per game	Shavon Shields—0.2
Games Started	Shavon Shields—31
Minutes Played.....	Shavon Shields—1,095
Field Goals Made.....	Shavon Shields—161
Field Goal Pct.....	Nick Fuller—52.0
Free Throws Made.....	Shavon Shields—139
Free Throw Pct.	Terran Petteway—82.7
3-Pointers Made	Shavon Shields—17
3-Point Field Goal Pct.	Nick Fuller—37.5

ACTIVE CAREER LEADERS (ENTERING 2015-16)

Points.....	Shavon Shields, 1,143
Rebounds.....	Shavon Shields, 514
3-Pointers	Shavon Shields, 49
Field Goals	Shavon Shields, 381
Free Throws.....	Shavon Shields, 316
Assists	Benny Parker, 152
Steals	Benny Parker, 99
Blocked Shots	Shavon Shields, 22
Games Played	Shavon Shields, 91
Games Started	Shavon Shields, 82
Minutes Played	Shavon Shields, 2,941

EXPERIENCE CHART

Totals	Career GP	GP at NU	Starts	Starts at NU
Parker	96	96	43	43
Shields	91	91	82	82
Webster	62	62	34	34
Gill	55	0	0	0
White III	44	0	0	0
Fuller	16	16	1	1
Hammond	11	11	0	0
Laws	4	0	0	0
Evelyn	0	0	0	0
Jacobson	0	0	0	0
McVeigh	0	0	0	0
Morrow	0	0	0	0
Trueblood	0	0	0	0
Watson	0	0	0	0
Totals	379	276	160	160

2015-16 SEASON OUTLOOK

assists per game at Hillcrest (Ariz.) Academy. Prior to moving to Arizona, Evelyn led Southfield (Mich.) Christian, helping the school to a 73-7 record and three straight Class D state titles. He was slowed early on by bone spurs, but was able to return to action for the Huskers' trip to Spain.

"Bakari was slowed in the summer with the ankle injury, but has the ability to play either backcourt spot," Miles said. "He shoots the ball really well, can also drive and attack and can finish with both hands. For him as well as most freshmen, the biggest adjustment will be on the defensive end. How quickly he picks up the intensity and the schemes will determine how much of a role Bakari will have this season."

Gill comes to Nebraska after spending the past two years at Louisville. A former top-50 recruit, Gill played in 55 games for the Cardinals over the last two years, helping the school to an Elite Eight appearance last year. As a sophomore, Gill came off the bench for Louisville and averaged 2.5 points, including three double-digit efforts. He also had seven points, including the go-ahead basket and a pair of steals in the Cardinals' Sweet 16 win over NC State. The 6-foot-3 guard has the potential to be an explosive scorer and will have two years of eligibility beginning in 2016-17.

"This is an important year for Anton because he can focus on his development," Miles said. "We can work on improving his ball-handling, getting his shot to a higher release and to a point where he is confident in it. Anton has proven he can put up good numbers in some huge games, and I think he can do that on a regular basis for us."

Trueblood makes the short trek from Omaha to join the Husker program. The 6-foot-4, 195-pound guard starred at Elkhorn South High School, leading the school to its first state title in 2015. As a senior, Trueblood led Class B in scoring with 23.0 points per game, while also adding 5.1 rebounds, 3.4 assists and 2.8 steals per outing to all-state honors.

Trueblood, who missed part of the summer workouts with an illness, has impressed the coaching staff in early workouts.

"As Johnny has returned to health, he has played well in practice," Miles said. "He has the ability to create for others and can make open shots. As he gets stronger, he is a guy who could potentially find his way into the rotation."

Frontcourt

The Huskers' frontcourt will have a new look in 2015-16, with the departure of NU's top four posts, including three who signed professional contracts. Sophomore Jake Hammond is NU's most experienced player at the spot while freshmen Ed Morrow Jr., and Michael Jacobson are both talented players who will have an opportunity to develop early in their college careers.

Hammond saw playing time as a true freshman, as injuries gave him a chance to crack the rotation. Hammond played in 11 contests and put up modest numbers, totaling three points, seven rebounds and a pair of blocked shots. As a high school senior, the 6-foot-10, 235-pound forward averaged 26.2 points, 14.8 rebounds and 5.7 blocks per game at Comanche (Okla.) High School. Hammond has worked hard to add weight and strength in the offseason and it showed on NU's trip to Spain, when he averaged 6.3 points on 65 percent shooting and 4.3 rebounds per game.

"Jake is going to have a chance to play minutes at center for us," Miles said. "We are not sure if it will be a two- or three-headed monster at center, but Jake is definitely going to have an opportunity to prove himself."

"Jake has gotten stronger since last season and that was something he needed. I think Jake has also gained a lot of confidence in his abilities and that is important for his development," Miles said.



Nebraska's roster features eight newcomers. Front row (from left): Glynn Watson Jr., Jack McVeigh and Malcolm Laws. Back row (from left): Anton Gill, Johnny Trueblood, Ed Morrow Jr., Michael Jacobson and Bakari Evelyn.

One of two top-100 recruits in this year's freshmen class, Ed Morrow Jr., brings impressive credentials to the Husker program. The 6-foot-7, 225-pounder starred at Simeon High School in Chicago, averaging 17 points, eight rebounds and three blocked shots per game as a senior while playing in a lineup with three Big Ten signees. Despite being slowed by bone spurs earlier in the summer, Morrow has worked hard in the weight room, adding more than 10 pounds to his frame since arriving on campus.

"I love the mentality that Ed plays with. He has no fear on the court," Miles said. "He is a very physical player who attacks the glass and is a great finisher around the rim."

"I think he is going to help us in a lot of ways. He is not just an at the rim kind of guy. He can step out and make a shot, especially on the baseline. Ed has a lot of tools to build on."

Jacobson comes to Nebraska after an impressive four-year career at Waukee (Iowa) High School, totaling 1,287 points, 776 rebounds and 224 blocked shots. He led Waukee to the state tournament in 2015, averaging 18.6 points, 9.6 rebounds and 2.3 blocked shots per game. The 6-foot-8, 222-pounder was also a standout tight end who had several Division I offers. He has battled early injuries, playing with a broken nose during NU's trip to Spain, and suffering a stress fracture which has hampered his development. Jacobson looks to return to health by the time the Huskers open exhibition play in early November.

"Michael has been banged up during the preseason. For him, it is just a matter of being healthy and getting back on the court," Miles said. "He is a really good athlete who can play either at the stretch four or the five for us, and will be in the rotation at those spots. I think Michael is probably the most underrated player in our class. He brings a lot to

the table, whether it is on the glass, his shooting or ability to create for others."

Schedule

The young Huskers should be battle tested by the time Big Ten play begins on Dec. 30. Nebraska's 13-game non-conference slate includes an early-season test at defending Big East champion Villanova on Nov. 17 for the Gavitt Tipoff Games. The following week, the Huskers head to Brooklyn to play in the Barclays Classic against Cincinnati and either George Washington or Tennessee.

In December, the Huskers open the month in the Big Ten/ACC Challenge, squaring off with a Miami squad which won 25 games and was the NIT runner-up in 2015. One week later, the Huskers head to Omaha for an intrastate matchup with Creighton before turning around and taking on a Rhode Island team which is picked to win the Atlantic-10.

The Huskers open Big Ten action on Wednesday, Dec. 30, when Northwestern visits Pinnacle Bank Arena. Nebraska will spend the first week of conference play at home, as the Huskers host Indiana on Jan. 2, before hitting the road for four of their next five contests, including a matchup at Final Four qualifier Michigan State on Jan. 20.

The schedule turns in late January, as the Huskers host Michigan at PBA on Jan. 23 to begin a stretch of three of four at home, including a matchup with Maryland on Feb. 3.

The matchup with Maryland begins a loaded month of basketball for the Big Red, as the Huskers host Maryland, Rutgers, Penn State and Ohio State, while visiting 2015 NCAA runner-up Wisconsin, Indiana and Penn State.

Senior Night will take place on Tuesday, March 1, as Purdue visits before the Huskers close the regular season at Northwestern on Sunday, March 6.

2015-16 SCHEDULE

Date	Opponent	Location	Television/Internet	Time
Monday, Nov. 9	Northern State (exhibition)	Pinnacle Bank Arena	BTN Plus	7 p.m.
Saturday, Nov. 14	Mississippi Valley State	Pinnacle Bank Arena	BTN Plus	TBA (1)
Tuesday, Nov. 17	at Villanova (Gavitt Games)	Philadelphia, Pa. (The Pavilion)	FS1	7:30 p.m.
Thursday, Nov. 19	Delaware State	Pinnacle Bank Arena	BTN Plus	7 p.m.
Sunday, Nov. 22	Southeastern Louisiana (Barclays Classic)	Pinnacle Bank Arena	BTN	6 p.m.
Tuesday, Nov. 24	Arkansas-Pine Bluff (Barclays Classic)	Pinnacle Bank Arena	BTN Plus	7 p.m.
Friday, Nov. 27	vs. Cincinnati (Barclays Classic)	Brooklyn, N.Y.	American Sports Network	5:30 p.m.
Saturday, Nov. 28	vs. George Washington/Tennessee (Barclays Classic)	Brooklyn, N.Y.	American Sports Network	11 a.m./1:30 p.m. (2)
Tuesday, Dec. 1	Miami (Big Ten/ACC Challenge)	Pinnacle Bank Arena	ESPNU	8 p.m.
Saturday, Dec. 5	Abilene Christian	Pinnacle Bank Arena	BTN Plus	1 p.m.
Wednesday, Dec. 9	at Creighton	Omaha, Neb. (CenturyLink Center Omaha)	CBS Sports Network	7 p.m.
Sunday, Dec. 13	Rhode Island	Pinnacle Bank Arena	ESPN3	1 p.m.
Sunday, Dec. 20	Samford	Pinnacle Bank Arena	BTN	6 p.m.
Tuesday, Dec. 22	Prairie View A&M	Pinnacle Bank Arena	BTN Plus	7 p.m.
Wednesday, Dec. 30	Northwestern #	Pinnacle Bank Arena	ESPNU	3 p.m.
Saturday, Jan. 2	Indiana #	Pinnacle Bank Arena	BTN	3 p.m.
Tuesday, Jan. 5	at Iowa #	Iowa City, Iowa (Carver-Hawkeye Arena)	BTN	8 p.m.
Saturday, Jan. 9	at Rutgers #	Piscataway, N.J. (Rutgers Athletic Center)	ESPNU	4 p.m.
Tuesday, Jan. 12	Minnesota #	Pinnacle Bank Arena	BTN	8 p.m.
Saturday, Jan. 16	at Illinois #	Champaign, Ill. (State Farm Center)	BTN	1:30 p.m.
Wednesday, Jan. 20	at Michigan State #	East Lansing, Mich. (Breslin Center)	BTN	5:30 p.m.
Saturday, Jan. 23	Michigan #	Pinnacle Bank Arena	ESPN or ESPN2	1 p.m.
Saturday, Jan. 30	at Purdue #	West Lafayette, Ind. (Mackey Arena)	BTN	3:30 p.m.
Wednesday, Feb. 3	Maryland #	Pinnacle Bank Arena	BTN	7:30 p.m.
Saturday, Feb. 6	Rutgers #	Pinnacle Bank Arena	ESPNU	1 p.m.
Wednesday, Feb. 10	at Wisconsin #	Madison, Wis. (Kohl Center)	BTN	6 p.m.
Saturday, Feb. 13	Penn State #	Pinnacle Bank Arena	ESPNU	5 p.m.
Wednesday, Feb. 17	at Indiana #	Bloomington, Ind. (Assembly Hall)	BTN	7:30 p.m.
Saturday/Sunday, Feb. 20/21	Ohio State #	Pinnacle Bank Arena	TBA	TBA (3)
Thursday, Feb. 25	at Penn State #	State College, Pa. (Bryce Jordan Center)	ESPNU	6 p.m.
Tuesday, March 1	Purdue #	Pinnacle Bank Arena	BTN	7 p.m.
Sunday, March 6	at Northwestern #	Evanston, Ill. (Welsh-Ryan Arena)	BTN	1 p.m.

at Big Ten Tournament

Wednesday, March 9	Big Ten Tournament First Round	Indianapolis, Ind. (Bankers Life Fieldhouse)	ESPN2/BTN	3:30 p.m./6 p.m.
Thursday, March 10	Big Ten Tournament Second Round	Indianapolis, Ind. (Bankers Life Fieldhouse)	BTN/ESPN2	11 a.m./1:30 p.m./5:30 p.m./8 p.m.
Friday, March 11	Big Ten Tournament Quarterfinals	Indianapolis, Ind. (Bankers Life Fieldhouse)	ESPN/BTN	11 a.m./1:30 p.m./5:30 p.m./8 p.m.
Saturday, March 12	Big Ten Tournament Semifinals	Indianapolis, Ind. (Bankers Life Fieldhouse)	CBS	Noon/2:30 p.m.
Sunday, March 13	Big Ten Tournament Championship	Indianapolis, Ind. (Bankers Life Fieldhouse)	CBS	2 p.m.

at NCAA Tournament

Tuesday-Wednesday, March 15-16	First Four	Dayton, Ohio	TruTV	TBA
Thursday-Sunday, March 17-20	First/Second Rounds	Various Sites	CBS, TBS, TNT, TruTV	TBA
Thursday-Friday, March 24-25	NCAA Regional Semifinals	Various Sites	CBS, TBS	TBA
Saturday-Sunday, March 26-27	NCAA Regional Finals	Various Sites	CBS, TBS	TBA
Saturday, April 2	National Semifinals	Houston, Texas (NRG Stadium)	TBS	TBA
Monday, April 4	National Championship Game	Houston, Texas (NRG Stadium)	TBS	TBA

#-Big Ten Conference games; All times listed are Central; All games carried on the IMG Husker Sports Radio Network;

Notes: (1) - Nov. 14 start time determined after Nebraska football start time vs. Rutgers announced; Will start no earlier than 7 p.m.; (2) - Saturday's 1:30 p.m. game will be televised by American Sports Network; (3) - Feb. 20-21 times and TV announced by Feb. 1

2015-16 SCHEDULE NOTES

• Nebraska's schedule features four first-time opponents (Mississippi Valley State, Abilene Christian, Samford, Prairie View A&M). In addition, NU has three repeat opponents (Cincinnati, Creighton and Rhode Island) from 2014-15, while the Huskers also hosted Miami in the 2013 ACC/Big Ten Challenge.

• Nebraska's trip to Villanova will be the first in program history. The only two previous meetings between the schools came on neutral courts in 1987 (Maui Classic) and 1998 (Top of the World Classic).

• Nebraska plays in two Challenge games in 2015-16, taking on Villanova in the inaugural Gavitt Tipoff Games before hosting Miami in the Big Ten/ACC Challenge. The Huskers have fared well in conference challenge games under Tim Miles, going a perfect 3-0, including a pair of road wins. Since joining the Big Ten, NU is 3-1 in the Big Ten/ACC Challenge, and NU's .750 winning percentage is the best of any Big Ten program.

• The Huskers will have a minimum of 30 games broadcast live on TV or the Internet in 2015-16. Every Big Ten conference game is carried nationally on one of the Big Ten's television partners (ESPN, CBS, BTN), providing unmatched exposure for Nebraska basketball. As of press time, the only games not scheduled to be broadcast are the two games at the Barclays Classic.



Shavon Shields had 21 points and eight rebounds in Nebraska's 70-65 win over Florida State in the Big Ten/ACC Challenge.

2015-16 HUSKER BASKETBALL NOTEBOOK

SHIELDS GIVE HUSKERS RETURNING 1,000-POINT SCORER

For the first time since 2007, Nebraska returns a 1,000-point scorer to the lineup, as Shavon Shields enters his senior year with 1,127 career points. It marks the first time since All-Big 12 center Aleks Maric began his season with 1,111 career points. It is also the ninth time in program history that the Huskers had a returning 1,000-point scorer.

HUSKER LEGACIES

The 2015-16 Huskers have a number of players with relatives in college athletics. Senior Shavon Shields is the son of former Husker and Kansas City Chiefs great Will Shields, who was inducted into the Pro Football Hall of Fame last August. Four other Husker players have fathers who played basketball collegiately (Anton Gill, Michael Jacobson, Tai Webster and Andrew White III), while Ed Morrow Jr.'s mother, Nafeesah Brown, was a star player at Nebraska in the mid-1990s.

Parents of Husker Players

Player	Relative	Sport-School	Worth Noting
Shavon Shields	Will Shields	FB-Nebraska	College and Pro Football Hall of Fame Member
Anton Gill	Anton Gill Sr.	MBB-East Carolina	1st-team All-Colonial Athletic Conference (1995)
Tai Webster	Tony Webster	MBB-Hawaii	First-team All-Western Athletic Conference (1983)
Andrew White III	Andrew White Jr.	MBB-Morehouse	
Ed Morrow Jr.	Ed Morrow Sr.	FB-Nebraska	Member of 1994 National Championship Team
	Nafeesah Brown	WBB-Nebraska	First-team All-Big Eight (1994); 1,089 points at NU
Michael Jacobson	Bill Jacobson	MBB-Nebraska-Omaha	

HANGING THEIR HAT ON DEFENSE

One of the keys to Nebraska's success over last two seasons has been an emphasis on improved defense. In 2013-14, NU's midseason turnaround was keyed on the defensive end, as a team that was last in field goal defense entering Big Ten play finished second in the conference in field goal percentage. Last year, it was the Huskers' defense that kept the team in nearly every game. NU finished the season fourth in scoring defense, allowing 63.1 points per game in 2014-15.

Returning 1000-Point Scorers

Player	Season	Entering Sr. Year
Shavon Shields	2015-16	1,127
Aleks Maric	2007-08	1,111
Cookie Belcher	2000-01	1,060
Erick Strickland	1995-96	1,070
Jaron Boone	1995-96	1,140
Eric Piatkowski	1993-94	1,288
Dave Hoppen	1985-86	1,747
Andre Smith	1980-81	1,242
Jerry Fort	1975-76	1,369

• NU finished the season 24th nationally in defensive efficiency according to KenPom.com, marking the second straight year that Nebraska has had a top-25 defense.

• Nebraska's field goal defense was one of its best in recent memory, as the Huskers held opponents to 40.4 percent shooting, which is the fifth-lowest total by a Husker defense in the 3-point era (since 1986-87).

• Nebraska allowed only one team to shoot over 50 percent in 2014-15.

• Under Miles, NU is 30-10 over the past three seasons when holding opponents to under 40 percent shooting.

Defensive Improvement Under Miles

Games	Opp FG%	Def. Effic.
2011-12	.454	142nd
2012-13	.434	102nd
2013-14	.420	25th
2014-15	.404	24th

DRAWING BIG NUMBERS TO PINNACLE BANK ARENA

Nebraska basketball has become one of the toughest tickets in the Big Ten since the program moved into Pinnacle Bank Arena. For the second straight year, the Huskers broke their own single-season record for average attendance, averaging 15,569 fans per game at Pinnacle Bank Arena.

• Nebraska finished the regular season ranked 10th nationally in attendance, the highest Nebraska has finished in national attendance since the NCAA began listing it in 1977-78.

• Nebraska is one of three Big Ten schools ranked in the top-10 nationally in attendance, joining Wisconsin (fifth) and Indiana (eighth), while six Big Ten schools are among the top 16 nationally.

• In 2014-15, the Big Ten set conference records for total attendance (3,076,641) and attendance in conference games only (1,677,589). It marked the first time in history that the conference has eclipsed the three million mark in total attendance.

Season Attendance Last Five Years

Season	Average (Rk.)	Increase
2010-11	9,395 (46)	
2011-12	10,019 (40)	+ 7 pct.
2012-13	10,352 (38)	+ 3 pct.
2013-14	15,419 (13)	+ 49 pct.
2014-15	15,569 (10)	+1 pct.

SUCCESS IN THE CLASSROOM

The Huskers have enjoyed success in the classroom under Tim Miles. In 2014-15, Nebraska placed a Big Ten-high five players (Nick Fuller, Kye Kurkowski, Trevor Menke, Shavon Shields and Leslee Smith) on the Academic All-Big Ten team. Over the last three years, 11 Huskers have earned Academic All-Big Ten accolades.

BUS WHITEHEAD MEMORIAL SCHOLARSHIP

The newest endowed scholarship at Nebraska honors one of the most legendary figures in Husker basketball history, as the Bus Whitehead Memorial Scholarship was created in 2013. The scholarship honors the two-time all-conference selection who guided the Huskers to consecutive Big Seven championships in 1949 and 1950.

The recipient shall be a member of the Husker basketball program and preference shall be given to a candidate who has demonstrated a high level of athletic achievement, moral character, effective leadership skills, integrity and a commitment to excellence in all endeavors. Preference shall be given to residents of Nebraska.

For more on the Bus Whitehead Memorial Scholarship or any of the other Devaney Society scholarships, contact A.T. Greer in Nebraska Athletics Development and Ticketing Department at (402) 472-2367.

BUS WHITEHEAD MEMORIAL SCHOLARSHIP WINNERS

Year	Honoree
2013-14	Shavon Shields
2014-15	Benny Parker



Benny Parker accepts the 2014 Bus Whitehead Memorial Scholarship on Dec. 13, 2014. Parker joined Shavon Shields as the first two recipients of the award, which was created in 2013 to honor the legacy of former Husker basketball star and Lincoln businessman Bus Whitehead.

2015-16 NEBRASKA CORNHUSKERS



BENNY PARKER

NICK FULLER



#23 NICK FULLER
SOPHOMORE | GUARD/FORWARD | 6-7 | 204 | SUN PRAIRIE, WIS.

CAREER HONORS

- ◆ 2013-14 Husker Lifter of the Year
- ◆ 2015 Academic All-Big Ten
- ◆ Two-time Nebraska Scholar-Athlete Honor Roll
- ◆ 2015 Tom Osborne Citizenship Team

2015-16 (Outlook)

Sophomore Nick Fuller is one player who is looking to earn an expanded role in 2015-16. The 6-foot-7 wing earned more playing time down the stretch last season, averaging 4.9 points on 53 percent shooting and 3.8 rebounds per game in his final four appearances, after totaling just 15 points and 10 rebounds in his first 12 outings. Fuller had 12 points off the bench in a loss at nationally ranked Maryland and collected his first start against Iowa that same week. A solid rebounder for his size, Fuller possesses a good stroke and understands his role in the offense well.

2015 (Spain Trip)

Fuller played in all four games in Spain for the Huskers, averaging 2.0 points and 1.8 rebounds per game.

2014-15 (Redshirt Freshman)

Fuller provided depth on the wing as a redshirt freshman. He played in 16 games and averaged 2.1 points and 1.3 rebounds per game. He shot 52 percent from the floor, including 3-of-8 from 3-point range, in limited action.

He earned a majority of his action during the final three weeks of the regular season, as he played in five of the Huskers' last six Big Ten games. Fuller enjoyed a breakout performance against Maryland on Feb. 19, coming off the bench to set season highs in both points (12) and rebounds (five) in 26 minutes of work. That effort earned him a start against Iowa, when he had five points and five rebounds in a season-high 30 minutes of work. Fuller also provided a spark in NU's win over Rutgers, totaling four points and four rebounds, including three offensive boards, in just 13 minutes.

During non-conference action, Fuller played just eight minutes in NU's first seven games before earning some time against Incarnate Word. In that game, he played 13 minutes and had six points, two rebounds and a pair of assists.

2013-14 (Redshirt)

Fuller redshirted during the 2013-14 season. He was named Lifter of the Year, adding nearly 20 pounds, while lowering

his body fat to 8.3 percent. He also increased his bench press by 35 pounds, his squat by 70 pounds and his standing vertical jump by three inches.

Before Nebraska

Fuller enjoyed a storied high school career playing for Coach Jeff Boos at Sun Prairie High School. Fuller was a four-year starter and set the Big Eight Conference scoring record with 1,940 points, shattering the previous mark of 1,669 points by Jeronne Maymon, who played at Marquette and Tennessee. Fuller had a pair of 40-point games and scored 30 or more points 15 times during his high school career. He was a two-time Wisconsin State Journal All-Area Boys Basketball Player of the Year and two-time Big Eight Conference Player of the Year. He also grabbed 693 rebounds from his forward spot.

Fuller was rated by 247Sports as one of the top 150 players in the country and was a consensus three-star recruit by Rivals.com, Scout.com, ESPN and 247Sports.com. He was listed by ESPN as the 21st-best small forward in the country in the class of 2013.

A finalist for Mr. Basketball in Wisconsin in 2012-13, Fuller averaged 25.0 points and 11.2 rebounds per game in leading Sun Prairie to a 20-4 record and the Cardinals' first conference title in 37 years. A second-team all-state selection, he was part of a talent-rich 2013 senior class which sent nearly 20 players to the Division I ranks. He was a two-time D1 all-state selection by the Wisconsin Basketball Coaches Association

and a three-time all-state honoree by the Associated Press.

He earned Big Eight Conference Player of the Year and Wisconsin State Journal Area Player of the Year for the first time as a junior, when he averaged 23.5 points and 8.2 rebounds per game in helping Sun Prairie to a 17-8 record and a berth in the 2012 Division I sectional semifinals. He totaled 40 points in a win over Madison West to help Sun Prairie earn a runner-up conference finish. A three-time all-conference pick and three-time all-state honoree, Fuller averaged 18.5 points per game as a sophomore and helped Sun Prairie to a 19-6 record and a sectional final runner-up. In the summers, he played for the Wisconsin Swing AAU program directed by Justin Litscher.

He also performed well in the classroom during his career at Sun Prairie, carrying a 3.5 GPA and making the honor roll all four years at the school. Fuller selected Nebraska over Minnesota and a host of schools, including Marquette, Butler, Colorado and Creighton.

Personal

Nick is the son of Jeff and Ann Fuller and was born on May 2, 1995, in Madison, Wis. He has one younger brother, Kyle. Nick is a business administration major at Nebraska. When he arrived in the fall of 2013, Fuller became the first Wisconsin native on the Husker basketball roster since Keith Neubert in the mid-1980s.



CAREER STATS

vs. All Opponents

Year	G-GS	MP-Avg.	FG-FGA	Pct.	3FG-3FGA	Pct.	FT-FTA	Pct.	Rebounds							TP-Avg.
									O-D	Tot.-Avg.	F-DQ	A	TO	B	S	
2014-15	16-1	129-8.1	13-25	.520	3-8	.375	5-6	.833	8-13	21-1.3	12-0	4	4	2	2	34-2.1
TOTAL	16-1	129-8.1	13-25	.520	3-8	.375	5-6	.833	8-13	21-1.3	12-0	4	4	2	2	34-2.1

vs. Big Ten Opponents

Year	G-GS	MP-Avg.	FG-FGA	Pct.	3FG-3FGA	Pct.	FT-FTA	Pct.	Rebounds							TP-Avg.
									O-D	Tot.-Avg.	F-DQ	A	TO	B	S	
2014-15	11-1	104-9.5	11-21	.524	2-6	.333	4-5	.800	7-10	17-1.5	8-0	1	3	2	2	28-2.5
TOTAL	11-1	104-9.5	11-21	.524	2-6	.333	4-5	.800	7-10	17-1.5	8-0	1	3	2	2	28-2.5

CAREER HIGHS

Points 12, at Maryland (2/19/15)

Rebounds 5, two times (last, 2/22/15)

Field Goals 5, at Maryland (2/19/15)

Free Throws 2, vs. Iowa (2/22/15)

3-point FG 2, at Maryland (2/19/15)

Assists 2, vs. Incarnate Word (12/10/14)

Steals 2, vs. Iowa (2/22/15)

Blocks 1, at Iowa (1/5/15)

Minutes 30, vs. Iowa (2/22/15)



MISC. STATS

Category	2014-15	Career
Double-Figure Scoring	1	1
Double-Figure Rebounding	0	0
Double-Figure Assists	0	0
Double-Doubles	0	0
Led NU in Scoring	0	0
Led NU in Rebounding	0	0
Led NU in Assists	0	0
20+ Point Games	0	0
30+ Point Games	0	0

JAKE HAMMOND



#24 JAKE HAMMOND
SOPHOMORE | FORWARD | 6-10 | 235 | COMANCHE, OKLA.

CAREER HONORS

◆ Tom Osborne Citizenship Team (2015)

2015-16 (Outlook)

The tallest player on the Husker roster, Jake Hammond saw more time than expected as a true freshman with Nebraska battling injuries in the frontcourt.

Although he played in just 11 games last year, the experience the 6-foot-10 forward gained could pay benefits this season. Hammond has worked hard to improve his game, while adding the necessary bulk and strength to play on the interior. He has gained 20 pounds since arriving on campus, and his size and length will be needed by the Huskers this season.

2015 (Spain Trip)

Hammond was a force on the interior for the Huskers, averaging 6.3 points and 4.3 rebounds per game. He shot 65 percent from the field, and had 12 points on 6-of-7 shooting against the Europe Basketball Academy.

2014-15 (Freshman)

Hammond saw playing time as a true freshman, as injuries to Leslee Smith and Moses Abraham provided an opportunity to earn a spot in the rotation. Hammond was one of two true freshman to earn playing time, saw action in 11 contests and totaled three points, seven rebounds and a pair of blocked shots in 36 minutes.

He saw a majority of his action during the first half of the season, primarily in non-conference action and the first three games of Big Ten play. He played a season-high eight minutes against Central Arkansas, when he collected his first basket and had a rebound, and also played four first-half minutes at Florida State when both front court starters got into foul trouble. He also played six minutes against Incarnate Word and four minutes at Hawaii in non-conference action. Hammond played in five Big Ten games and had a pair of offensive rebounds against Rutgers and a free throw in the home loss to Iowa. He saw limited action down the stretch as both Smith and Abraham returned to full strength in January.

Before Nebraska

Hammond was a dominant post player at Comanche (Okla.) High School for Coach



Nick Price. The 6-foot-10 forward averaged 26.2 points, 14.8 rebounds, 5.7 blocks and 3.1 steals per game as a senior, helping the Class 3A school to a 22-6 record and the second round of the area tournament. He was rated as the No. 2 prospect in the state of Oklahoma by both ESPN.com and 247Sports as a senior, and was a three-star recruit by ESPN.com, Scout.com and 247Sports.com. He was ranked as the No. 115 player in the country by Hoop Scoop. His senior season was highlighted by a pair of 40-point efforts, including 41 points in the regional. He was chosen first-team all-state by the coaches association and Regional Player of the Year by the Duncan Banner. A finalist for Mr. Basketball in Oklahoma, he was also selected for the Faith 7 Basketball Bowl, pitting some of the top players from Oklahoma and Texas against each other. As a junior, Hammond played for national power Sunrise Christian Academy in Bel Aire, Kan., playing for Coach Kyle Lindsted where he averaged 12 points per game in helping the school

to a 29-1 record and a No. 6 ranking in the MaxPreps Academy Top-10 in 2012-13. Hammond, who grew up in the Dallas area before his family moved to Oklahoma, spent the summer playing for the Dallas-based Pro Skills and the Oklahoma Magic AAU programs. As a sophomore, Hammond averaged 14 points, 15 rebounds and six blocks per game for the Oklahoma City Storm, a home school team, and began his high school career at Duncan High School as a freshman. Hammond selected Nebraska over a number of schools, including Oklahoma, TCU and Texas Tech.

Personal

Jake is the son of David and Sandy Hammond and was born on March 2, 1995, in Grand Prairie, Texas. He has two younger brothers, Jon and Joseph. Jake has not declared a major. Hammond became the first letterwinner from the state of Oklahoma in Husker basketball history when he lettered in 2014-15.

CAREER STATS

vs. All Opponents

Year	G-GS	MP-Avg.	FG-FGA	Pct.	3FG-3FGA	Pct.	FT-FTA	Pct.	Rebounds							TP-Avg.
									O-D	Tot.-Avg.	F-DQ	A	TO	B	S	
2014-15	11-0	36-3.3	1-5	.200	0-0	.000	1-3	.333	3-4	7-0.6	6-0	1	2	2	0	3-0.3
TOTAL	11-0	36-3.3	1-5	.200	0-0	.000	1-3	.333	3-4	7-0.6	6-0	1	2	2	0	3-0.3

vs. Big Ten Opponents

Year	G-GS	MP-Avg.	FG-FGA	Pct.	3FG-3FGA	Pct.	FT-FTA	Pct.	Rebounds							TP-Avg.
									O-D	Tot.-Avg.	F-DQ	A	TO	B	S	
2014-15	5-0	11-2.2	0-2	.000	0-0	.000	1-2	.500	2-1	3-0.6	3-0	0	0	1	0	1-0.2
TOTAL	5-0	11-2.2	0-2	.000	0-0	.000	1-2	.500	2-1	3-0.6	3-0	0	0	1	0	1-0.2

CAREER HIGHS

Points	2, vs. Central Arkansas (11/18/14)
Rebounds	2, vs. Rutgers (1/8/15)
Field Goals	1, vs. Central Arkansas (11/18/14)
Free Throws	1, vs. Iowa (2/22/15)
3-point FG	None
Assists	1, at Florida State (12/1/14)
Steals	None
Blocks	1, two times (last, 1/5/15)
Minutes	8, vs. Central Arkansas (11/18/14)



MISC. STATS

Category	2014-15	Career
Double-Figure Scoring	0	0
Double-Figure Rebounding	0	0
Double-Figure Assists	0	0
Double-Doubles	0	0
Led NU in Scoring	0	0
Led NU in Rebounding	0	0
Led NU in Assists	0	0
20+ Point Games	0	0
30+ Point Games	0	0

BENNY PARKER



#32 BENNY PARKER
SENIOR | GUARD | 5-9 | 175 | KANSAS CITY, KAN.

CAREER HONORS

- ◆ 2015-16 Captain
- ◆ Defensive MVP (2013-14 & 2014-15)
- ◆ Most Improved Player (2013-14)
- ◆ Tom Osborne Citizenship Team (2015)
- ◆ Nebraska Scholar-Athlete Honor Roll (2015)
- ◆ 2014-15 Bus Whitehead Memorial Scholarship Recipient

2015-16 (Outlook)

One of the best on-ball defenders in the Big Ten, Benny Parker has created a niche for himself with his tenacity and hustle on the court. The 5-foot-9 point guard has played in all 96 games the past three seasons and his 43 starts are second only to Shavon Shields on the 2015-16 roster. The team's defensive MVP in each of the past two seasons, Parker was eighth in the Big Ten in steals and is poised to crack the top 10 on the Husker career charts as well. One of the hardest workers in the program, Parker has been diligent in looking for ways to improve his game, as he has made significant strides in his shooting in his career. Parker's leadership off the court is equally vital, as he provides guidance to freshman guards Glynn Watson Jr. and Bakari Evelyn.

2015 (Spain Trip)

Parker started three games in Spain, averaging 5.3 points on 53 percent shooting, 2.8 rebounds and 2.3 assists per game. He had 10 points, including 2-of-2 from 3-point range, five rebounds and four assists in a win over the Europe Basketball Academy.

2014-15 (Junior)

Parker was one of four Huskers to appear in all 31 games, as he averaged 4.2 points, 2.2 rebounds, 1.7 assists and 1.50 steals per contest. He started 25 of 31 games and topped the Huskers in steals and ranked third in assists, while posting a team-best 1.46-to-1 assist-to-turnover ratio. His steals per game ranked eighth in the Big Ten. More impressively, Parker was one of only 12 players in Division I to average at least 1.40 steals per game while committing less than 1.20 turnovers per game. Parker had one turnover or less in 22 of 31 games, including each of the Huskers' final eight contests. He had 16 multi-steal games and

was chosen by his teammates as the team's defensive MVP in 2014-15.

Parker started 15 of 18 Big Ten games, averaging 2.6 points and 2.3 rebounds per game, while ranking third on the team in assists (26) and second in steals (20). His best offensive performance came against Rutgers when he scored nine points and hit all three of his shots from the field, including a pair of 3-pointers, while adding three assists and a pair of steals. He also had seven points at Michigan and six points in the win over Northwestern. He had three or more assists six times in Big Ten action, including four against Northwestern, and had seven multi-steal efforts in Big Ten play, including three apiece in the Big Ten opener against Indiana and the conference finale versus No. 10 Maryland, when he also grabbed a career best six rebounds.

Parker began the season by coming off the bench for the first three games before he was moved into the starting lineup for the remainder of non-conference action. The 5-foot-9 guard averaged 6.8 points per game during non-conference action and tied or set personal bests in points twice, including a career-high 12 points at Hawaii on 5-of-7 shooting. His biggest moment of the season came in a double-OT win over Cincinnati, when he played a career-high 44 minutes and had six points, including the go-ahead basket with 1:44 left in the second OT, five rebounds and two steals.

2013-14 (Sophomore)

Parker emerged as a vital member of the Huskers' rotation at the point guard spot. He averaged just 2.4 points per game and had a better than 2-to-1 assist-to-turnover ratio, Parker provided intangibles and toughness in his perimeter defensive efforts. He led NU with 30 steals despite playing less than 15 minutes per game and was chosen by his teammates as the Huskers' defensive MVP.

Parker became more of a scoring threat down the stretch, averaging 3.8 points per game on 58 percent shooting from the field over NU's final 14 games, a stretch where the Huskers went 10-4. He also increased both his rebounding and assist totals and averaged 1.5 steals per game in that span.

In Big Ten action, Parker played in all 18 games and found consistent minutes down the stretch. Beginning with the Minnesota

win on Jan. 26, Parker saw double-digit minutes in 13 of the Huskers' final 14 games. He provided a lift at Northwestern on Feb. 8, scoring all five of his points in the second half and added a pair of steals as Nebraska picked up its first road win of the year. Against Illinois, he matched his career high with four steals and had four assists, while his on-ball defense limited the Illini to 33 percent second-half shooting. He had seven points and drew a crucial charge with 29 seconds left to preserve a four-point Husker lead against Northwestern on March 1. Parker set his Big Ten season high with eight points at Indiana, as he went 3-for-3 from the field, added three steals and helped limit Yogi Ferrell to 4-of-14 shooting.

During non-conference action, Parker showed signs of improvement, when he scored nine points and had two steals against Florida Gulf Coast. He single-handedly keyed a 10-0 second half run with seven points and both of his steals against the Eagles. Parker started consecutive games against Georgia and Northern Illinois. He also had six points on 3-of-3 shooting and a steal in 16 minutes against Arkansas State on Dec. 14.

2012-13 (Freshman)

Parker was one of two freshmen who played a significant role for the Huskers, appearing in all 33 games and averaging 2.7 points, 2.1 assists and 1.3 rebounds per game. His 69 assists ranked second on the team and was seventh on NU's single-season freshman list. Parker also topped the Big Red with a 1.6-to-1 assist-to-turnover ratio and committed one turnover or less in 20 of his 33 games. The Kansas City, Kan., native did not commit a turnover in his final 81 minutes of action and led the Huskers in assists 11 times during his freshman campaign.

Parker closed the season with one of his best efforts against Big Ten competition, totaling five points, three assists and three rebounds against No. 10 Ohio State in the Big Ten quarterfinals on March 15. He came off the bench for the majority of the Big Ten season, averaging 1.4 points and 1.4 assists per game while playing an average of 17 minutes per contest.

During non-conference play, Parker battled through nagging injuries, but

CAREER STATS

vs. All Opponents

Year	G-GS	MP-Avg.	FG-FGA	Pct.	3FG-3FGA	Pct.	FT-FTA	Pct.	Rebounds		F-DQ	A	TO	B	S	TP-Avg.
									O-D	Tot.-Avg.						
2012-13	33-16	681-20.6	31-87	.356	2-13	.154	24-36	.667	4-40	44-1.3	57-1	69	43	2	24	88-2.7
2013-14	32-2	477-14.9	32-67	.478	0-5	.000	14-16	.875	2-31	33-1.0	49-0	29	13	1	30	78-2.4
2014-15	31-25	874-28.2	39-114	.342	12-41	.293	40-56	.714	8-61	69-2.2	71-2	54	37	1	45	130-4.2
TOTAL	96-43	2032-21.2	102-268	.381	14-59	.237	78-108	.722	14-132	146-1.5	177-3	152	93	4	99	296-3.1

vs. Big Ten Opponents

Year	G-GS	MP-Avg.	FG-FGA	Pct.	3FG-3FGA	Pct.	FT-FTA	Pct.	Rebounds		F-DQ	A	TO	B	S	TP-Avg.
									O-D	Tot.-Avg.						
2012-13	18-3	305-16.9	8-33	.242	0-4	.000	10-16	.625	1-17	18-1.0	33-1	25	19	0	13	26-1.4
2013-14	18-0	264-14.7	18-36	.500	0-1	.000	10-10	1.000	1-20	21-1.2	24-0	14	6	0	19	46-2.6
2014-15	18-15	483-26.8	15-57	.263	4-23	.174	13-17	.765	5-36	41-2.3	40-0	26	15	1	20	47-2.6
TOTAL	54-18	1052-19.5	41-126	.325	4-28	.143	33-43	.767	7-73	80-1.5	97-1	65	40	1	52	119-2.2

CAREER HIGHS

Points	12, at Hawaii (12/22/14)
Rebounds	6, at Maryland (2/19/15)
Field Goals	5, at Hawaii (12/22/14)
Free Throws	6, two times (last, 1/20/15)
3-point FG	2, two times (last, 1/8/15)
Assists	7, vs. Tulane (11/21/12)
Steals	4, four times (last, 12/13/14)
Blocks	1, four times (last, 1/31/14)
Minutes	44, vs. Cincinnati (12/13/14)



MISC. STATS

Category	2014-15	Career
Double-Figure Scoring	1	1
Double-Figure Rebounding	0	0
Double-Figure Assists	0	0
Double-Doubles	0	0
Led NU in Scoring	0	0
Led NU in Rebounding	0	0
Led NU in Assists	9	24
20+ Point Games	0	0
30+ Point Games	0	0

started every game. He had season bests in points (eight) and minutes in his debut against NCAA qualifier Southern on Nov. 11, finishing with eight points on 4-of-7 shooting. He also had seven points, three rebounds and three assists in a win over Horizon League champion Valparaiso on Nov. 14 before totaling eight points against Nebraska-Omaha on Nov. 18. Parker played a significant role in NU's win at Wake Forest in the ACC/Big Ten Challenge on Nov. 27, totaling eight points, including 6-of-9 from the charity stripe, and adding four assists and a career-high four steals. That game marked the final time in non-conference play that Parker was healthy as he battled foot and knee problems over the next month beginning with a sprained foot suffered

prior to NU's win over USC on Dec. 3. In that stretch, he totaled just 17 points, but led NU with five assists against Creighton on Dec. 6.

Before Nebraska

Parker was one of the top players in the Kansas City area during his high school career. He was a four-year starter who led Sumner Academy of Arts and Science to an 85-15 record and a pair of Class 4A state titles during his high school career playing for Coach Dan Parra. Parker totaled 1,468 points, 375 assists and 355 steals during his high school career, finishing third in school history in points scored.

Parker was a first-team Class 4A all-state honoree and second-team selection among all classes in Kansas by the Topeka Capital Journal as a senior. He was a first-team

all-metro performer by the Kansas City Star. Parker was honored with the DiRenna Award, representing the top player in the Kansas City metro area following a campaign where he averaged 24.8 points, 6.2 assists and 3.9 steals per game in helping Sumner Academy to a 19-4 record. Parker was named the MVP of the Spring Hill Invitational following a 41-point, seven-assist performance in a semifinal win over Spring Hill, tying a school record for most points in a game.

As a junior, he was a first team all-state Class 4A performer and a third-team selection among all classes, helping Coach Parra's team to a 23-3 record and a state title, as he averaged 19.8 points, 5.9 assists, 4.8 steals and 3.7 rebounds per game. During his sophomore campaign,

he garnered honorable-mention all-state honors, averaging 12.3 points, 5.3 assists and 4.1 steals per outing while leading Sumner to a state crown.

Personal

Benny, whose given name is Benjamin, is the son of Stan and Veronica Parker and was born on April 28, 1994, in Kansas City. He has one older brother, Stan. Benny, who finished with better than a 3.5 GPA at Sumner Academy, is a business administration major at Nebraska and is on pace to graduate in August of 2016. He chose Nebraska over DePaul, Murray State, Kansas State and Buffalo.

SHAVON SHIELDS



#31 SHAVON SHIELDS
SENIOR | GUARD/FORWARD | 6-7 | 225 | OLATHE, KAN.

CAREER HONORS

- ◆ Three-Year Captain (2014-16)
- ◆ Honorable-Mention All-Big Ten (2014)
- ◆ Denmark U20 National Team (2013)
- ◆ First-Team CoSIDA Academic All-American (2015)
- ◆ Two-time First-Team Academic All-District VII (2014-15)
- ◆ Arthur Ashe Jr. Sports Scholar Award National Finalist (2014)
- ◆ Two-time Big Ten Player of the Week (11/11/13 & 3/10/14)
- ◆ Lute Olson National Player of the Week (11/11/13)
- ◆ Two-time Big Ten Freshman of the Week
- ◆ School Record Holder for FTs in a game without a miss (vs. Illinois, 2/12/14)
- ◆ Two-Time Academic All-Big Ten (2014-15)
- ◆ Nebraska Student-Athlete HERO Leadership Award (2014)
- ◆ Two-Time Tom Osborne Citizenship Team (2014-15)
- ◆ Big Ten Sportsmanship Award (2014)
- ◆ Six-time NU Scholar-Athlete Honor Roll
- ◆ Two-time adidas Nations Camp Counselor (2014-15)

2015-16 (Outlook)

One of the top student-athletes in college basketball, senior Shavon (pronounced sha-VON) Shields looks to lead the Huskers back to postseason play as a senior. The 6-foot-7 wing led NU in rebounding (6.0 rpg) while ranking second in both scoring (15.5 ppg) and assists (2.2 apg). He had nine games of at least 20 points and ranked ninth in the Big Ten in scoring as a junior.

With 1,127 career points, Shields begins his senior season 25th on NU's career scoring list. He is just the ninth Husker - and the first since Aleks Maric in 2007-08 - to return as a 1,000-point scorer. Shields is on pace to finish his career in NU's top-10 in points, rebounds and starts, as he has started the last 82 games dating back to his freshman year.

A three-year captain, Shields has been honored off the court for his achievements. He was a first-team Academic All-American in 2015, becoming the first Husker men's basketball player named first-team Academic All-American, and is the only returning Division I first-team Academic All-

American in 2015-16. He has been a finalist for the Arthur Ashe Jr. Sports Scholar Award and is a two-time Academic All-Big Ten pick. Shields could finish his career as one of the most decorated student-athletes in program history.

2015 (Spain Trip)

Shields started three games in Spain, and led the Huskers in scoring (12.3 ppg) and was second in both rebounding (6.8 rpg) and assists (2.3 apg). Shields reached double figures in all four games, including 14 points and nine rebounds in the finale over CB Castelldefels.

2014-15 (Junior)

Shields excelled on the court and in the classroom during his junior season. The 6-foot-7 forward started all 31 games for the Huskers and ranked among the Big Ten leaders in scoring (15.4 ppg, ninth), rebounding (6.0 rpg, 14th), free throw percentage (.827, fifth) and minutes played (35.3, fourth), establishing personal bests in each category. He finished the season either first or second on the squad in scoring (2nd), rebounding (1st), assists (2.2 apg, 2nd) and steals (1.1 spg, 2nd). He was one of only two power conference players in the country averaging 15 points, 6.0 rebounds, 2.0 assists and 1.0 steals per game in 2014-15. He reached double figures in 26 contests in 2014-15, including nine games of at least 20 points, and closed his junior campaign with his second double-double of the season against Penn State in the Big Ten Tournament. In that contest, he totaled 20 points, grabbed 10 rebounds and dished out three assists in the three-point loss to the Nittany Lions. Off the court, he was a first-team Academic All-American, becoming the first-ever Husker to earn that prestigious honor.

In conference action, he averaged 14.2 points and 5.2 rebounds per game, and was in double figures in 15 of 18 conference contests. His best effort came in a loss to No. 10 Maryland, when he had 26 points, including 18 in the second half, along with six rebounds and three assists. That was one of four 20-point efforts in Big Ten play, as he also had 25 points and six rebounds at Iowa on Jan. 5, 21 points and seven caroms in the win over Michigan State on Jan. 24 and 20 points and seven boards in

the Big Ten opener against Indiana on New Year's Eve.

Shields showed an advanced all-around game in non-conference play, averaging 17.2 points and 6.9 rebounds per game. In the opener against Northern Kentucky, he had 18 points, including 10-of-10 from the foul line, and followed up two days later with 16 points and 11 boards in a win over Central Arkansas. Shields nearly carried the Huskers to an overtime win at Rhode Island, finishing with 25 points on 10-of-17 shooting, and nine rebounds. He put on an electrifying show against Omaha, pouring in a career-high 35 points on 12-of-16 shooting, including 4-of-4 from 3-point range. Shields keyed NU's win at Florida State in the ACC/Big Ten Challenge with 21 points and eight rebounds. He closed non-conference action with five straight double-figure efforts, including 22 points in the win over Ohio at the Diamond Head Classic.

2013-14 (Sophomore)

Shields was one of the Huskers' leaders, helping Nebraska make its first NCAA Tournament appearance since 1998. He earned honorable-mention All-Big Ten honors from the conference coaches and media, averaging 12.8 points and a team-high 5.8 rebounds per game. Shields ranked in the top 20 in the Big Ten in both scoring and rebounding and was second on the team in assists per game (1.6 apg). Shields flourished when Nebraska moved him back to the wing in a larger lineup, averaging 15.8 points per game on 49 percent shooting and 5.9 rebounds per game over the Huskers' final 12 contests. A two-time Big Ten Player of the Week, Shields reached double figures 21 times, highlighted by a season-high 33 points against Illinois. In that game, he also matched Nebraska's single-game record by going a perfect 15-of-15 from the foul line. Shields had a pair of double doubles - both in Big Ten action - and had three games with at least 10 rebounds.

In Big Ten play, Shields was in the top 13 in both scoring (12.7 ppg) and rebounding (5.9 rpg). He was in double figures 11 times in conference action, including five of Nebraska's final six games. Shields was bothered by a knee bruise early in Big Ten play, as he averaged just 5.8 points per game in NU's 0-4 start before leading

CAREER STATS

vs. All Opponents

Year	G-GS	MP-Avg.	FG-FGA	Pct.	3FG-3FGA	Pct.	FT-FTA	Pct.	Rebounds							TP-Avg.
									O-D	Tot.-Avg.	F-DQ	A	TO	B	S	
2012-13	28-19	804-28.7	89-189	.471	14-39	.359	48-71	.676	34-110	144-5.1	87-4	25	47	8	23	240-8.6
2013-14	32-32	1042-32.6	131-296	.443	18-57	.316	129-179	.721	44-140	184-5.8	89-5	51	51	9	29	409-12.8
2014-15	31-31	1095-35.3	161-366	.440	17-87	.195	139-168	.827	45-141	186-6.0	73-0	67	84	5	33	478-15.4
TOTAL	91-82	2941-32.3	381-851	.448	49-183	.268	316-418	.756	123-391	514-5.6	249-9	143	182	22	85	1127-12.4

vs. Big Ten Opponents

Year	G-GS	MP-Avg.	FG-FGA	Pct.	3FG-3FGA	Pct.	FT-FTA	Pct.	Rebounds							TP-Avg.
									O-D	Tot.-Avg.	F-DQ	A	TO	B	S	
2012-13	18-17	560-31.1	58-129	.450	11-26	.423	39-59	.661	28-80	108-6.0	64-4	14	30	4	17	166-9.2
2013-14	18-18	603-33.5	75-167	.449	12-35	.343	67-92	.728	24-83	107-5.9	43-2	23	28	4	16	229-12.7
2014-15	18-18	622-34.6	91-214	.425	9-56	.161	61-78	.782	21-72	93-5.2	42-0	39	40	3	22	252-14.0
TOTAL	54-53	1785-33.1	224-510	.439	32-117	.274	167-229	.729	73-235	308-5.7	149-6	76	98	11	55	647-12.0

CAREER HIGHS

Points	35, vs. Omaha (11/25/14)
Rebounds	13, vs. Michigan State (2/16/13)
Field Goals	12, vs. Omaha (11/25/14)
Free Throws	15, vs. Illinois (2/12/14)
3-point FG	4, vs. Omaha (11/25/14)
Assists	8, vs. Northwestern (2/5/15)
Steals	4, two times (last, 3/8/15)
Blocks	3, vs. Georgia (11/24/13)
Minutes	46, vs. Cincinnati (12/13/14)



MISC. STATS

Category	2014-15	Career
Double-Figure Scoring	26	55
Double-Figure Rebounding	3	7
Double-Figure Assists	0	0
Double-Doubles	2	5
Led NU in Scoring	11	23
Led NU in Rebounding	9	28
Led NU in Assists	11	21
20+ Point Games	9	14
30+ Point Games	1	2



NU with 18 points and nine rebounds in a win over No. 17 Ohio State on Jan. 20. He erupted against Illinois on Feb. 12 with 33 points and tied Jack Moore's mark for free throws in a game without a miss. Shields recorded his first double-double of 2013-14 against Purdue on Feb. 23 with 18 points and 10 rebounds and followed up with 17 points and 10 rebounds in a win over Northwestern. Shields then closed the season with his best week of the year, averaging 21.5 points and 5.5 rebounds per game in wins at Indiana and against No. 9 Wisconsin. At Indiana, he scored 11 of his 17 points in the second half, and added eight rebounds as the Huskers pulled away down the stretch for their first-ever win in Bloomington. He capped the regular season with 26 points, on 10-of-17 shooting, in a

win over the Badgers on March 9.

Shields opened non-conference play on a roll, reaching double figures in each of his first five games. He erupted for 28 points against Florida Gulf Coast on Nov. 8, leading the Huskers in points, rebounds (six) and assists (three) to earn Big Ten and National Player-of-the-Week honors. He broke out of a mini slump against Creighton on Dec. 8 with a team-high 22 points, including a pair of 3-pointers, four rebounds and two assists. He paced NU in scoring with 15 points on 5-of-8 shooting and five rebounds against Arkansas State on Dec. 14 and scored 15 of his 17 points in the second half against The Citadel on Dec. 21 while adding six rebounds and three assists.

2013 (Summer)

Shields spent part of the summer with the Denmark U-20 National Team, leading the country to the championship of the 2013 Nordic Championship. He averaged 13.3 points per game in wins over Sweden, Finland and Estonia, capping the tournament with a 17-point, 12-rebound effort in a 101-94 double overtime win over Estonia.

2012-13 (Freshman)

Shields played in 29 games as a freshman, averaging 8.6 points and 5.1 rebounds per game. Shields played some of his best basketball in the Big Ten Tournament, averaging a team-high 16.5 ppg on 61 percent shooting and 5.5 rebounds per game. He led NU in scoring with a game-high 19 points and added six rebounds and a pair of steals in a 57-55 win over Purdue in the first round on March 14 before totaling 14 points and five rebounds in a quarterfinal loss to No. 10 Ohio State.

Shields, who started every Big Ten game but the conference opener, ranked among the league's top freshmen in scoring (9.2 ppg, seventh), rebounding (6.0 rpg, second), field goal percentage (45.0 pct., seventh) and 3-point shooting (42.3 pct, second).

During conference play, Shields reached double figures in scoring five times, including a 17-point, seven-rebound performance against Iowa on Feb. 23. He earned Big Ten Freshman-of-the-Week honors for the second time on the season for his performance. Shields collected his first career double-double with a 19-point, 13-rebound effort against No. 8 Michigan State on Feb. 16, the first double-double by a Husker freshman since the 2004-05 season. He set career highs in consecutive games in January, highlighted by a 29-point effort at Penn State on Jan. 19. Shields hit 10-of-11 shots from the field and went 8-of-8 from the line in posting the highest scoring effort by a Husker freshman since 2007. Against Purdue, Shields became the first Husker freshman in three years to lead the team in scoring with 18 points and eight rebounds. For his performances against the Nittany Lions and Boilermakers, Shields was named Big Ten Freshman of the Week. It was the first time since 2009 that a Husker freshman was honored by the league.

During non-conference play, Shields played in just one of the Huskers' first six games because of elbow surgery in October before returning to the rotation in December. He set season bests in scoring in three straight non-conference games (Creighton, Oregon and Jacksonville State), capping the run with 14 points on 6-of-7 shooting against JSU.

Before Nebraska

Shields came to Nebraska after being one of the top players in the Kansas City area

throughout his prep career. Shields joined Willie Cauley-Stein as Olathe Northwest's first-ever Division I signees in November of 2011. Shields totaled 1,068 points in his three-year career at the school and finished as the school's all-time leader in points, rebounds, free throws, field goals, steals and rebounds.

As a senior, Shields was a consensus first-team Class 6A selection in Kansas after averaging 21.2 points, 8.5 rebounds and 3.0 assists per game for Coach Michael Grove at Olathe Northwest High School. He helped the Ravens to a 20-2 record and an appearance in the sub-state finals. Shields helped Olathe Northwest to an unblemished record in league play, earning Sunflower Conference MVP honors. In addition, he earned second-team all-class honors from the Topeka Capital Journal and Wichita Eagle, a first-team all-metro selection by the Kansas City Star and was a finalist for the DiRenna Award, signifying the top player in the Kansas City area.

As a junior, Shields was a second-team all-Class 6A honoree and a first-team All-Sunflower Conference selection, as he averaged 17 points and six rebounds a game. Shields transferred into Olathe Northwest for his sophomore year, earning Sunflower League Newcomer-of-the-Year accolades. He also starred playing AAU ball for the MoKan Elite and Coach Rodney Perry. An outstanding student with a 4.0 GPA, Shields was on the honor roll throughout high school and a National Honor Society member.

Personal

Shavon is the son of Will and Senia Shields and was born on June 5, 1994, in Overland Park, Kan. Shavon's father, Will, was one of the greatest linemen in Nebraska and NFL history, as he was a 12-time Pro Bowl selection and inducted into the Pro Football Hall of Fame in 2015. At Nebraska, Shields won the Outland Trophy in 1992 and was inducted into the College Football Hall of Fame in 2012. Shavon has one older sister, Sanayika, who plays basketball at Drury, and a younger brother, Solomon. Shavon selected Nebraska over Texas Tech, Oregon State, Weber State, Long Beach State and Wyoming. Shavon majors in biological sciences at Nebraska and is on track to graduate next May.

TAI WEBSTER



#0 TAI WEBSTER
JUNIOR | GUARD | 6-4 | 196 | AUCKLAND, NEW ZEALAND

CAREER HONORS

- ◆ New Zealand National Team (2014)
- ◆ Three-time NU Scholar-Athlete Honor Roll

2015-16 (Outlook)

After playing a supporting role for most of his first two seasons, junior guard Tai (pronounced Tie) Webster will be counted on as one of the veterans of a young Husker squad. The 6-foot-4 guard has appeared in 62 games for the Huskers, and found his niche as a sparkplug off the bench during the second half of the 2014-15 season. In that role, he routinely took on the opposition's top scorer while giving the Husker bench a scoring boost. He had six games of at least five points in that stretch, including a 13-point effort in the win over Michigan State. His confidence showed in his 3-point shooting, as he connected on 35 percent from long range in his last 13 games off the bench.

With a summer of training in Lincoln, Webster showed signs of a potential breakthrough in Spain, as he averaged 11.8 points per game to rank third on the team in scoring, and played with more poise than anytime during his first two seasons at NU.

2015 (Spain Trip)

Webster was one of the Huskers' most consistent performers on the trip to Spain, averaging 11.8 points, 2.5 rebounds and 1.8 steals per game. He reached double figures three times, including 17 points on 8-of-12 shooting in the win over Eurocollegio Casvi.

2014-15 (Sophomore)

Webster emerged as one of the first Huskers off the bench, backing up All-Big Ten performers Terran Petteway and Shavon Shields. He played in 30 games, averaging 3.9 points and 1.9 rebounds per game in 18.4 minutes per game. In all, he had three games in double figures, including a pair of 13-point efforts, and led NU in assists on five occasions in 2014-15. Webster, who fell out of the rotation early in Big Ten play, found a role as NU's energy guy off the bench and his improved defense showed in other facets of his game. In his final 13 appearances off the bench, he shot nearly 40 percent from the field, including 35 percent from 3-point range, and had a 1.3-to-1 assist-to-turnover ratio.



Webster got off to a slow start in Big Ten play, totaling just five points and playing just 27 minutes during NU's first five conference games before earning an opportunity against Minnesota on Jan. 20. In that game, he helped limit Andre Hollins to just 2-of-10 shooting in the second half of Nebraska's 52-49 win. Webster built off that performance with his best game of the season, scoring 13 points, including a pair of 3-pointers, going 7-of-8 from the line, and adding three rebounds and a pair of steals in 28 minutes to key a 79-77 win over Michigan State on Jan. 24. He nearly keyed a comeback at Penn State, totaling five points and four steals as NU whittled a 20-point second-half deficit to three before falling, as he had five points off the bench in four consecutive games. In all, he scored at least three points in nine of his last 11 contests.

Webster started NU's first three games before moving to the bench to give the Huskers more scoring punch. He reached double figures in two of NU's first four games, scoring 13 points on 5-of-7 shooting and recording four steals against Central Arkansas. He keyed NU's win over Omaha

with 10 points and a season-high four assists in 28 minutes off the bench. It was one of four games in non-conference action where he scored at least seven points off the bench. Webster's biggest contributions in non-conference action came in the double overtime win over Cincinnati on Dec. 13, when he scored all nine of his points in the second half and the two overtimes. His hustle play and offensive rebound with 1:18 left in the second OT led to Benny Parker's game-winning basket against the Bearcats. Webster also had seven points off the bench against Tennessee-Martin and Incarnate Word.

2014 (Summer)

Webster competed for New Zealand's Senior National Team, including the FIBA World Cup in Spain, helping his team to the round of 16. He averaged 5.3 points, 3.0 rebounds and 1.5 assists per game despite being the fourth-youngest player in the tournament. Webster had eight points, seven rebounds and three assists in a win over the Ukraine and added seven points and five rebounds against Turkey. Against Team USA he had four points and a pair of

CAREER STATS

vs. All Opponents

Year	G-GS	MP-Avg.	FG-FGA	Pct.	3FG-3FGA	Pct.	FT-FTA	Pct.	Rebounds							TP-Avg.
									O-D	Tot.-Avg.	F-DQ	A	TO	B	S	
2013-14	32-30	729-22.8	34-112	.304	6-35	.171	52-84	.619	14-52	66-2.1	74-0	63	58	3	24	126-3.9
2014-15	30-4	551-18.4	39-109	.358	12-52	.231	28-38	.737	12-45	57-1.9	64-2	35	39	4	21	118-3.9
TOTAL	62-34	1280-20.6	73-221	.330	18-87	.207	80-122	.656	26-97	123-2.0	138-2	98	97	7	45	244-3.9

vs. Big Ten Opponents

Year	G-GS	MP-Avg.	FG-FGA	Pct.	3FG-3FGA	Pct.	FT-FTA	Pct.	Rebounds							TP-Avg.
									O-D	Tot.-Avg.	F-DQ	A	TO	B	S	
2013-14	18-18	383-21.3	11-45	.244	3-15	.200	22-30	.733	5-31	36-2.0	34-0	31	30	2	13	47-2.6
2014-15	17-1	290-17.1	18-50	.360	6-20	.300	14-19	.737	5-24	29-1.7	32-1	19	15	1	11	56-3.3
TOTAL	35-19	673-19.2	29-95	.305	9-35	.257	36-49	.735	10-55	65-1.9	66-1	50	45	3	24	103-2.9

CAREER HIGHS

Points	14, vs. Georgia (11/24/13)
Rebounds	5, two times (last, 12/7/14)
Field Goals	5, vs. Central Arkansas (11/18/14)
Free Throws	8, vs. Penn State (2/20/14)
3-point FG	2, vs. Michigan St. (1/24/15)
Assists	5, three times (last, 12/14/13)
Steals	4, four times (last, 2/7/15)
Blocks	1, five times (last, 1/24/15)
Minutes	36, at Cincinnati (12/28/13)



MISC. STATS

Category	2014-15	Career
Double-Figure Scoring	3	7
Double-Figure Rebounding	0	0
Double-Figure Assists	0	0
Double-Doubles	0	0
Led NU in Scoring	0	0
Led NU in Rebounding	0	1
Led NU in Assists	5	13
20+ Point Games	0	0
30+ Point Games	0	0



blocked shots in 15 minutes against the eventual gold medalists.

2013-14 (Freshman)

Webster was an immediate contributor for the Huskers as a true freshman, averaging 3.9 points, 2.1 rebounds and 2.0 assists per game in helping the Huskers reach the NCAA Tournament. He led NU with 63 assists and also was among the team leaders in steals. Webster reached double figures four times, including a season-high 14 points against Georgia, and paced the squad in assists eight times.

In Big Ten play, Webster started all 18 games, as he split time with Benny Parker during the second half of the season. He averaged just 2.6 points per game in conference play, but helped the Huskers in other areas as he was second on the

team in assists (31) and fourth in steals (13) while hitting 73 percent from the foul line after entering Big Ten play at 56 percent. He enjoyed his best effort in conference play against Penn State on Feb. 23, totaling 10 points, a season-high five rebounds and a team-best three assists. It marked his first double-digit effort in Big Ten play, as he went 8-of-10 from the line against the Nittany Lions. Webster also performed well in NU's win over No. 18 Ohio State with nine points, including 5-of-6 from the foul line, and two rebounds. Webster had five points and four assists in 29 minutes in the win over Minnesota on Jan. 26 and had four points, two assists and two steals against Indiana on Jan. 30. He dished out four assists and matched his personal best with four steals at No. 22 Iowa on Dec. 31.

In his collegiate debut, Webster totaled nine points, two rebounds and an assist in helping the Huskers to a 79-55 win over Florida Gulf Coast. He reached double figures for the first time in his young career against South Carolina State on Nov. 17, totaling 13 points, four rebounds and two assists. He had 12 points and two assists in a loss to UMass on Nov. 22, before enjoying the best game of his career on Nov. 24 against Georgia. In that game, he came off the bench to score 14 points and dish out three assists in NU's 73-65 win. Webster scored 13 of his points in the second half and went 7-of-9 from the foul line. The Georgia game began a five-game stretch where he averaged 4.2 assists per game, dishing out five dimes against Miami, Creighton and Arkansas State.

Before Nebraska

Webster has enjoyed a decorated career on the international stage, as well as in his native New Zealand. After graduating from Westlake Boys High School, Webster played for the Waikato Pistons in the National Basketball League in New Zealand in 2012-13, averaging 18.5 points, 3.9 rebounds and 4.4 assists per game despite being the youngest player in the league. In his final year in school, Webster led the Westlake Boys High School and Coach Ben Eves to the National Secondary Schools Basketball Championships in October of 2012, scoring 24 points en route to garnering tournament MVP honors.

Much of Webster's acclaim was on the national and international stage, as he was selected for the New Zealand team at 17 years old. He made his national team debut in 2012, leading the Tall Blacks in scoring three times in six contests in his first senior national team action. He averaged 13.5 points per game in the 2012 FIBA World Olympic Qualifying Tournament, while shooting 52.5 percent from the field. His 21 points led all scorers in a win over Angola, as he went 7-of-12 from the field, including 5-of-6 from 3-point range. He topped New Zealand in scoring in pretournament competition against both Olympic qualifier Brazil (eight) and Greece (18). He also won a gold medal at the inaugural FIBA 3x3 U18 World Championship in Italy in 2011. In addition to his basketball exploits, he also played volleyball at Westlake Boys High School.

Webster selected Nebraska over Pittsburgh, Virginia, Wake Forest, St. Mary's, LSU and SMU. He was a four-star recruit by ESPN.com and one of the top point guards in the class of 2013.

Personal

Tai is the son of Cherry and Tony Webster and was born on May 29, 1995, in Auckland, New Zealand. He has one older brother, Corey, who was also a member of New Zealand's national team in 2014 and is in training camp with the NBA's New Orleans Pelicans. Tony Webster was a standout athlete in his own right, earning first team All-WAC honors at Hawaii in 1983 and ranking fourth on Hawaii's career steals list before playing professionally in New Zealand. Tai majors in sociology at Nebraska.

ANDREW WHITE III



#3 ANDREW WHITE III
JUNIOR | GUARD | 6-7 | 216 | RICHMOND, VA.

CAREER HONORS

◆ 2014-15 Husker Power Lifter of the Year

2015-16 (Outlook)

Andrew White III looks to continue a trend of impact transfers for Nebraska Coach Tim Miles. Players such as Andy Ogide, Wes Eikmeier and Marcus Walker at Colorado State and Terran Petteway at NU have flourished, becoming all-conference performers under Miles.

White began his career at Kansas, spending two seasons in the Jayhawks program and playing behind NBA Lottery picks Ben McLemore and Andrew Wiggins during his tenure at Kansas.

The 6-foot-7 guard is fluid on the court and will give the Huskers a long-range shooter, something that was sorely needed last season. White is also a strong rebounder for his size and possesses an outstanding work ethic. He spent most of last season not only strengthening his body, but working on his flexibility and quickness and hopes to have the work pay off this season.

2015 (Spain Trip)

Seeing his first competitive action since March of 2014, White started three games and ranked second on the team in scoring (12.0 ppg) while pacing the squad with 7.2 caroms per outing. He reached double figures in all four games, including a game-high 17 points in a two-point win over Albacete Basket.

2014-15 (Redshirt)

White sat out the 2014-15 season after transferring from Kansas. He earned Husker Power Lifter-of-the-Year honors by his teammates.

Before Nebraska

White spent two seasons at Kansas, playing in 44 contests. He helped the Jayhawks to a pair of Big 12 titles in his time at the school. In 2013-14, he appeared in 19 games off the bench for the Jayhawks, averaging 2.3 points per game on 44 percent shooting and added 1.2 rebounds per game. He posted a pair of double-figure efforts off the bench, highlighted by 13 points, including a trio of 3-pointers, in 14 minutes against Towson. He also had 12 points, including 3-of-5 from long range, in a season-high 19 minutes against Louisiana Monroe.

White played in 25 games as a freshman, averaging 5.0 minutes and 2.2 points per game in 2012-13. A three-point



sharpshooter, White scored a career-high 15 points against Belmont and grabbed a personal-best six rebounds against Oregon State during his freshman year. As a freshman at Kansas, he also led the team in scoring and steals during the Jayhawks' European Exhibition Tour. He averaged 11.0 ppg during the trip, including 16 points against the Swiss National Team.

White was a strong performer in the classroom during his KU tenure, as he was a two-time member of the Big 12 Commissioner's Honor Roll and Athletic Director's Honor Roll at Kansas. He was also a member of the National Society of College Scholars.

White attended the Miller School in Charlottesville, Va., where he averaged 22.9 points and 10 rebounds per game for Coach Scott Willard as he was named the Virginia State Player of the Year in 2012. White's senior season featured a game with 46 points, 19 rebounds and seven assists. He was ranked No. 48 by ESPNU100 and No. 51 by Rivals.com in the class of 2012 and ESPN's No. 11 small forward in the country that season. He originally selected Kansas over North Carolina State, Virginia Tech, West Virginia, Richmond, Texas and Georgetown among others.

Personal

Andrew White III is the son of Andrew, Jr. and Sheryl White and was born on June 16, 1993, in Richmond, Va. His full name is Andrew Jackson White III. His grandfather is a retired Baptist pastor and his father played his college basketball at Morehouse College. Andrew has an older sister (Andrias) and a younger brother (Andrien), who plays at UNC Charlotte. Andrew is a sociology major at Nebraska.

CAREER HIGHS (AT KANSAS)

Points	15, vs. Belmont (12/15/12)
Rebounds	6, vs. Oregon State (11/30/12)
Field Goals	6, vs. Belmont (12/15/12)
Free Throws	3, vs. Oklahoma State (2/2/13)
3-point FG	3, three times (last, 11/22/13)
Assists	1, five times (last, 3/5/14)
Steals	2, vs. Villanova (11/29/13)
Blocks	2, two times (last, 11/19/13)
Minutes	19, vs. ULM (11/8/13)

CAREER STATS

vs. All Opponents

Year	G-GS	MP-Avg.	FG-FGA	Pct.	3FG-3FGA	Pct.	FT-FTA	Pct.	Rebounds					TP-Avg.		
									O-D	Tot.-Avg.	F-DQ	A	TO		B	S
2012-13*	25-0	125-5.0	18-54	.333	10-36	.278	10-16	.625	7-22	29-1.2	20-0	1	11	2	0	56-2.2
2013-14*	19-0	113-5.9	15-34	.441	8-25	.320	6-12	.500	4-18	22-1.2	10-0	4	7	5	3	44-2.3
TOTAL*	44-0	238-5.4	33-88	.375	18-61	.295	16-28	.571	11-40	51-1.2	30-0	5	18	7	3	100-2.3

* Includes years at Kansas

BAKARI EVELYN

2015-16 (Outlook)

Bakari (pronounced Ba-car-ree) Evelyn gives the Huskers a player who can play either guard spot. The 6-foot-2 freshman has shown the ability to be a prolific scorer, averaging 25.4 points, 5.3 rebounds and 4.3 assists per game at Hillcrest Academy last season. Prior to that, he guided Southfield (Mich.) to three state titles in his three years at the school, including a 28-point performance in the 2014 state title game. Evelyn, who was slowed by bone spurs which required surgery in June, was able to return and take part in the Huskers' trip to Spain. Evelyn, along with fellow freshman Glynn Watson Jr., will make a push for playing time in the backcourt in their first season at Nebraska.

2015 (Spain Trip)

Evelyn played in all four games on the Huskers' foreign trip, averaging 2.0 points and 1.0 assist per game.

Before Nebraska

Evelyn was one of the top high school players in the state of Michigan before he moved to Arizona prior to his senior season. As a senior, he played for Hillcrest (Ariz.) Academy postgrad team and Coach Nick Weaver. Evelyn averaged 25.4 points, 5.3 rebounds, 4.3 assists and 1.8 steals per game in just nine games after becoming eligible following his transfer, as the team finished with a 21-6 record. Evelyn had a trio of 30-point games and joined TCU signee Lyrik Shreiner in a talented backcourt for Hillcrest in 2014-15. He played AAU ball with the 1Nation AAU program and Coach Jermaine Jackson Sr., helping the program to the Final Four of the 2014 UA Finals.

Evelyn spent his first three seasons at Southfield (Mich.) Christian, helping the school to a 73-7 record and three straight Class D state titles for Head Coach Josh Baker. Evelyn was considered the top player in Class D in the state of Michigan and one of the best players in the metro Detroit area heading into his senior year. As a junior,

he averaged 17.4 points and 4.4 assists per game, highlighted by 28 points, eight rebounds, five assists and five steals in a 63-61 state title game victory over Adrian Lenawee Christian. During his sophomore campaign, he averaged 20.4 points, 4.9 rebounds, 3.8 assists and 2.6 steals per game to earn first-team all-state honors as Southfield finished with a 23-4 record. He had a 37-point effort against Orchard Lake St. Mary's and a 31-point outburst in the MIAC title game win over Grosse Pointe University Liggett. In that game, Evelyn hit game-tying shots at the end of regulation and the first OT and scored all 31 of his points after halftime. Bakari, who also visited UTEP, chose the Huskers over Loyola-Chicago.

Personal

Bakari Evelyn is the son of Cassandra Stone and Gerald Evelyn and was born on Feb. 7, 1997, in Detroit, Mich. Bakari has a pair of older brothers (Tino and Corey). Bakari has not declared a major at Nebraska.



#11 BAKARI EVELYN
FRESHMAN | GUARD | 6-2 | 180 | DETROIT, MICH.



ANTON GILL



#1 ANTON GILL
JUNIOR | GUARD | 6-3 | 190 | RALEIGH, N.C.

CAREER HIGHS (AT LOUISVILLE)

Points	15, Florida International (12/5/14)
Rebounds	6, vs. Jacksonville St. (11/17/14)
Field Goals	6, Florida International (12/5/14)
Free Throws	3, vs. Louisiana Lafayette (12/7/13)
3-point FG	4, Florida State (2/28/15)
Assists	3, Cal State Northridge (12/23/14)
Steals	4, vs. Savannah St. (11/24/14)
Blocks	1, four times (last, 2/18/15)
Minutes	21, vs. Savannah St. (11/24/14)



2015-16 (Outlook)

Anton Gill was a top-50 recruit out of Hargrave Military Academy and spent the past two seasons at Louisville before transferring to Nebraska. He brings valuable experience, helping the Cardinals reach the Sweet 16 and Elite Eight during his time at the school. The 6-foot-3 guard has prolific scoring ability and has a high basketball IQ. Gill will sit out the 2015-16 season because of NCAA transfer rules and will have two seasons of eligibility remaining when he becomes eligible in 2016-17.

Before Nebraska

Gill started his college career at Louisville, where he played two seasons for Coach Rick Pitino and the Cardinals. During his time at Louisville, the Cardinals reached the Sweet 16 and Elite Eight, posting a combined 58-15 record.

As a sophomore, he played in 31 games, helping Louisville to a 27-9 record and a berth in the Elite Eight in 2014-15. He averaged 2.5 points and 0.7 rebounds per game in just under 10 minutes per contest. Gill posted a pair of double-figure efforts in 2014-15, including a career-high 15 point effort against Florida International and

had 14 points, including a career-high four 3-pointers, in a win over Florida State. Gill also had seven points and a pair of steals in the final six minutes of Louisville's East Regional semifinal win over North Carolina State, including the go-ahead basket with 5:55 remaining.

As a freshman, he played in 24 games as a reserve for the Cardinals, who won 31 games and shared the American Athletic Conference championship with a 15-3 record. He had a season-high seven points on 3-of-5 shooting against UMKC and knocked down a pair of 3-pointers against Houston.

Gill was among the top players in the class of 2013, as he was ranked 48th by ESPN.com and Scout and 50th by Rivals. As a senior, he averaged 28.2 points, 5.3 rebounds and 4.1 assists per game for Hargrave Military Academy, including a school-record 56-point game and another 50-point effort, including 10 3-pointers. Hargrave went 38-8 on the season. He was a AP first-teamavee pick at Ravenscroft High School as a junior, averaging 18.1 points, 6.3 rebounds, 3.1 assists and 1.3 steals to lead the program to a 31-4 record

and the Class 3A North Carolina state championship. He spent his first three seasons at Ravenscroft, as the school went 78-14 in that span. He had 14 points, six rebounds and two assists in the Ravens' state title win as a junior, leading the school to its first state title in 32 years.

Gill selected Nebraska over Georgetown and East Carolina.

Personal

Anton is the son of Anton and Shauntell Gill, and was born on Dec. 5, 1994, in Raleigh, N.C. He is the oldest of three siblings, as he has a pair of younger sisters (Ashley and Aliya). Gill majors in communication studies at Nebraska and was on the 2015 All-Atlantic Coast Conference Academic Men's Basketball team at Louisville.

Gill's father, Anton, played basketball at East Carolina, earning first team All-Colonial Athletic Conference honors in 1995 and CAA All-Rookie team honors in 1992. He scored 1,485 points at ECU and ranks fifth on the Pirates' all-time scoring list.

CAREER STATS

vs. All Opponents

Year	G-GS	MP-Avg.	FG-FGA	Pct.	3FG-3FGA	Pct.	FT-FTA	Pct.	Rebounds					TP-Avg.		
									O-D	Tot.-Avg.	F-DQ	A	TO		B	S
2013-14*	24-0	136-5.7	11-34	.324	6-25	.240	4-12	.333	3-13	16-0.7	16-1	5	3	0	4	32-1.3
2014-15*	31-0	292-9.4	30-85	.353	11-43	.256	7-19	.368	2-23	25-0.8	32-1	17	20	4	15	78-2.5
TOTAL*	55-0	428-7.8	41-119	.345	17-68	.250	11-31	.355	5-36	41-0.7	48-2	22	23	4	19	110-2.0

* Includes years at Louisville

MICHAEL JACOBSON



2015-16 (Outlook)

With the loss of NU's top four post players from a year ago, freshman Michael Jacobson is in position to earn major minutes as a true freshman. The 6-foot-8, 222-pound forward was a four-year starter at Waukee (Iowa) High School, totaling 1,287 points, 776 rebounds and 224 blocked shots. A former high school tight end who was recruited by high-major schools in football, Jacobson is not afraid of being a physical presence in the post and will only get better as he plays basketball full-time. He possesses a good shooting stroke out to the 3-point line and is an active rebounder for his size. He is still growing, as his father was a 6-foot-10 forward who led Nebraska-Omaha in rebounding in 1984-85.

Jacobson showed his toughness early

on, suffering a broken nose in preparation for the Huskers' trip to Spain, but played through the injury and averaged 6.0 rebounds per contest in Spain. He suffered a stress fracture in his right foot and is expected to be sidelined until after practice begins in early October. How he returns from the injury will determine the size of his role for the 2015-16 season.

2015 (Spain Trip)

Jacobson provided a physical presence off the bench, averaging 4.5 points on 50 percent shooting and 6.0 rebounds per game. He grabbed six or more rebounds in three of the four games, including eight rebounds and seven points against the Europe Basketball Academy.

Before Nebraska

A four-year starter for Head Coach Justin Ohl at Waukee High School, Jacobson totaled 1,287 points, 776 rebounds and blocked 224 shots during his high school career. He was ranked among the top 200 players in the nation by some recruiting services and was rated the top player in the state of Iowa by 247Sports. He was a consensus three-star selection by Rivals, Scout and 247Sports. As a senior, he earned second-team All-Iowa (all classes) and first-team Class 4-A (largest class) accolades by leading Waukee to an 18-6 record and the school's first state tournament berth in four years. Jacobson averaged 18.6 points, 9.6 rebounds and 2.3 blocked shots per game. He totaled 10 double-doubles on the year, including a 28-point, 15-rebound effort against Ankeny. He was in double figures in 22 of 24 games, including 10 20-point efforts, and had a 34-point performance against Mason City. As a junior, he earned second-team all-state honors from the Des Moines Register and first-team All-Central Iowa Metropolitan League accolades, averaging 17.1 points and 9.7 rebounds per game. A very smooth shooter for his size, Jacobson also shot 81.4 percent from the foul line and averaged nearly a 3-pointer per game that season. As a sophomore, he was a Class 4A all-state pick, averaging 14.6 points and 10.5 rebounds while totaling more than 70 blocked shots. Over the summer, he played for the MoKan Elite program for Coach Rodney Perry. Jacobson was recruited by Iowa, Iowa State, Harvard, Princeton, and UTEP among others and also by Iowa State in football before selecting Nebraska. He was the starting tight end at Waukee High School which advanced to the semifinals of the Class 4A playoffs in 2014. An exceptional student, Jacobson finished his high school career with close to a 4.0 GPA.

Personal

Michael is the son of Bill and Katie Jacobson and was born on April 4, 1997, in Pittsburgh, Pa. Michael has two younger sisters (Reilly and Molly) and one younger brother (Evan). Jacobson has not declared a major at Nebraska.

His father, Bill, played college basketball at the University of Nebraska at Omaha for four seasons (1983-86), helping the Mavericks to a pair of Division II playoff appearances during his career. The elder Jacobson was also a three-time Academic North Central Conference selection at UNO.



#12 MICHAEL JACOBSON
FRESHMAN | FORWARD | 6-8 | 222 | WAUKEE, IOWA

MALCOLM LAWS



#15 MALCOLM LAWS
SOPHOMORE | GUARD | 6-1 | 190 | ORLANDO, FLA.

2015-16 (Outlook)

One of two walk-ons in this year's recruiting class, Malcolm Laws is in his first season at Nebraska after transferring from Florida Atlantic. Laws played four games as a true freshman, totaling six points and three rebounds in limited action.

Laws has been around successful programs, as he was a member of three state title teams in high school, including a Winter Park High school team in 2012 which included current Los Angeles Clippers guard Austin Rivers.

Laws will provide depth and insurance in the backcourt, a position where NU returns Benny Parker and Tai Webster along with transfer Andrew White and freshmen Glynn Watson Jr. and Bakari Evelyn.

2015 (Spain Trip)

Laws saw action in the Huskers' win over Europe Basketball Academy, coming off the bench for five points, one rebound and an assist in his only appearance in Spain.

Before Nebraska

Laws began his college career playing for former NBA Coach Michael Curry at Florida Atlantic University, appearing in four games and averaging 1.5 points and 0.8 rebounds per game. Laws, who walked on to the FAU program, established season highs in both points (six) and rebounds (three) in five minutes off the bench against Wagner on Nov. 17, 2014. He also played four minutes against Stetson and made appearances at Central Florida and at Middle Tennessee State.

Laws is a 2014 graduate of Lake Highland Prep, helping the school to win consecutive Class 4A state titles as a junior and senior for Coach Jason Vallery. He began his high school career at Winter Park High School in Orlando, where he helped the school win the Class 8A (largest class) title as a freshman. In the classroom, Laws was on the Lake Highland Prep Honor Roll as both a junior and senior.

Personal

Malcolm is the son of Phillip and Emma Laws and was born on Aug. 12, 1995, in Orlando, Florida. Malcolm has an older sister, Nicki, and a twin sister, Maya. Laws majors in business at Nebraska. Laws is the first Husker basketball player from the state of Florida since Kyle Marks played in the 2005-06 and 2006-07 seasons.



CAREER HIGHS (AT FLORIDA ATLANTIC)

Points	6, vs. Wagner (11/17/14)
Rebounds	3, vs. Wagner (11/17/14)
Field Goals	2, vs. Wagner (11/17/14)
Free Throws	1, vs. Wagner (11/17/14)
3-point FG	1, vs. Wagner (11/17/14)
Assists	None
Steals	None
Blocks	None
Minutes	5, vs. Wagner (11/17/14)

CAREER STATS

vs. All Opponents

Year	G-GS	MP-Avg.	FG-FGA	Pct.	3FG-3FGA	Pct.	FT-FTA	Pct.	Rebounds							TP-Avg.
									O-D	Tot.-Avg.	F-DQ	A	TO	B	S	
2014-15*	4-0	11-2.8	2-4	.500	1-3	.333	1-2	.500	2-1	3-0.8	1-0	0	1	0	0	6-1.5
TOTAL*	4-0	11-2.8	2-4	.500	1-3	.333	1-2	.500	2-1	3-0.8	1-0	0	1	0	0	6-1.5

* Includes year at Florida Atlantic

JACK MCVEIGH



#10 JACK MCVEIGH
FRESHMAN | FORWARD/GUARD | 6-8 | 210 | CABARITA BEACH, QUEENSLAND, AUSTRALIA

2015-16 (Outlook)

One of the top international players in the class of 2015, Jack McVeigh is a skilled inside-out player who could fill several roles for the Huskers this season. The 6-foot-8, 210-pounder has an advanced basketball IQ and can play at either wing or forward in the Huskers' offense. A skilled 3-point shooter, McVeigh understands spacing and movement and has the passing ability to take advantage of the defense.

McVeigh had a busy summer, traveling around Europe with the Australian U-19 team, including the U-19 World Championships in Greece, before joining the Huskers for the start of practice prior to the Spain trip. On the trip, he impressed the coaches with how quickly he picked up concepts and his rebounding for a wing player.

2015 (Spain Trip)

McVeigh turned in a solid performance in Spain, averaging 9.8 points on 44 percent

shooting and 6.3 rebounds per game. He shot a team-best 44 percent from 3-point range and 85 percent from the foul line. He posted a double-double with team highs in points (18) and rebounds (10) in a win over the Europe Basketball Academy. He nearly posted his second-straight double-double with nine points and 10 caroms vs. CB Castelldefels in the finale.

Before Nebraska

Jack McVeigh was one of the top international players in the class of 2015, as he attended the Australian Institute of Sport, the same program that produced seven NBA players in the last 15 years, as well as Husker great and 2012 Olympian Aleks Maric. McVeigh made his debut for Australia's Senior National Team at the 2014 Sino-Australia Challenge and was voted captain of Australia's Under-19 National Team in 2014. In the summer of 2015, he represented Australia at the FIBA Under-19 World Championship,

averaging 11.1 points and a team-high 5.7 rebounds per game. He had a pair of 18-point performances against Italy and Serbia, when he also had 12 rebounds. In addition, he was also chosen to play on the Australian Select Team in 2014 and represented his country at the 2013 adidas Nations event, averaging 11.6 points and 3.6 rebounds while playing against some of the top basketball players in the World in his age group. In domestic competition, he led his Queensland team to a runner-up finish at the 2014 National Under-20 Championships, averaging 27.5 points per game on 55 percent shooting and 9.3 rebounds per game. His efforts earned McVeigh the Bob Staunton Medal as the tournament's most outstanding player, joining a list of past winners that includes Dante Exum and Patty Mills. He averaged 24.3 points and 10.8 rebounds per game playing in the National Under-18 Championships in 2013. He had a 41-point effort in the semifinals and averaged 17.6 points and 12.4 rebounds in 2012.

McVeigh also visited LSU and looked at Virginia and Boise State before selecting Nebraska.

Personal

Jack is the son of Peter and Jenny McVeigh and was born on June 27, 1996, in Cabarita Beach, Queensland. McVeigh has not declared a major. McVeigh graduated from Lake Ginninderra College in 2014.

ED MORROW JR.



#30 ED MORROW JR.
FRESHMAN | FORWARD | 6-7 | 225 | CHICAGO, ILL.

2015-16 (Outlook)

One of the highly-sought after big men in the class of 2015, Ed Morrow Jr. will have ample opportunity to make an impact as a freshman. Morrow, who had over 40 Division I offers, is a second-generation Husker, as his father and mother were both student-athletes at Nebraska. Morrow, who played at Simeon High School in Chicago, helped the school to a pair of state titles and was three wins away from a third crown in 2015. A first-team all-state pick, Morrow averaged 17 points, eight rebounds and three blocked shots per game as a senior while playing in a lineup with three Big Ten signees in 2014-15. Morrow is a maximum effort player who uses his skill and length to routinely guard bigger players. Despite being slowed for a few weeks in the summer because of bone spurs, he returned to action prior to NU's trip to Spain, and has already added 10 pounds of muscle since arriving on campus in June. With the loss of NU's top four post players, Morrow will be counted on to immediately take a role in the Huskers' frontcourt.

2015 (Spain Trip)

Morrow was a force on the interior for the Huskers, averaging 9.5 points on 57 percent shooting, 5.5 rebounds and 1.0 block per game. He tied Tai Webster for team-high honors with 17 points against Eurocolegio Casvi and grabbed nine rebounds in the win over CB Castelldefels.

Before Nebraska

Morrow was one of two highly regarded signees from the state of Illinois in Nebraska's 2015 signing class. He hails from national power Simeon Career Academy in Chicago where he played for Coach Robert Smith. The 6-foot-7 forward was one of the top players in the class of 2015, checking in at No. 52 nationally on ESPN's top 100 list and was the highest-rated high school recruit Nebraska has signed in nearly two decades. He is considered a four-star recruit by Rivals and is rated among the nation's top 150 players by the site. He was selected to the LeBron James Skills Academy, which featured 80 of the top high school players in the nation, in the summer of 2014. Simeon went 28-4 and reached the Class 4A (largest class) Supersectional in 2015. He was a unanimous first-team all-state selection by the Chicago Tribune, Chicago Sun Times, Champaign-Urbana News-Gazette and the Illinois Basketball Coaches Association, averaging 17 points, eight rebounds and three blocked shots per game. He was part of a Simeon team which included three players who signed with Big Ten programs. Had nine double-doubles as a senior, including a 31-point, 16-rebound effort against Bogan during the regular season and a 19-point, 10-rebound, five-blocked shot effort in the city title game. He also had 16 rebounds and 11 points in a nationally televised loss to St. Rita. A first-team all-area and all-city selection, Morrow

was the MVP of the Penny Hardaway Classic after scoring 25 points and grabbing nine rebounds against Arlington (Tenn.). As a junior, Morrow helped the school go 23-4 in his first season as a starter, averaging 17 points, 11 rebounds and two blocked shots per game. Despite being undersized in the post, he turned in a 24-point effort on Jahliil Okafor, a first-round NBA lottery pick in 2015 and had 22 points against Cliff Alexander, who was the No. 3 player in the 2014 class. For his efforts, he was a second-team All-City honoree by the Chicago Sun Times and a second-team all-state pick by the Illinois Basketball Coaches Association and the Champaign-Urbana News-Gazette. As a sophomore, he came off the bench and played a significant role for a team which went 30-3, won its fourth consecutive Class 4A state title and finished fifth in the country. He played behind five senior starters in 2012-13, including Milwaukee Bucks standout Jabari Parker. Morrow played for the Mac Irvin Fire AAU program and Coach Mike Irvin, averaging 14.1 points on 68 percent shooting, 7.6 rebounds and 1.8 blocks per game in the Nike EYBL in 2014. Morrow also helped lead the Mac Irvin Fire to the Las Vegas Classic in July of 2014, as the program featured six Division I signees.

Personal

Ed, who selected Nebraska over Iowa, is the son of Edward and Nafeesah Morrow, and was born on March 16, 1997, in Lincoln. He has three sisters (Khalilah, Zaziah and Aneesah) and one younger brother (Ameer). Both of Ed's parents were student-athletes at Nebraska. Edward Sr. played football for Tom Osborne and was a member of the Huskers' 1994 national title team, while Nafeesah Brown played three seasons for the Husker women's basketball program, totaling 1,089 points and 574 rebounds. As a senior, she averaged 20.2 points and 10.1 rebounds per game to earn first-team All-Big Eight honors. In addition his aunt, Roquilah Brown, played basketball for the Huskers. Ed has not declared a major at Nebraska.



JOHNNY TRUEBLOOD

2015-16 (Outlook)

One of two Husker recruits to win state titles in 2015, Johnny Trueblood makes the short trek from Omaha to Lincoln to begin his college career. The 6-foot-4, 195-pound guard led Elkhorn South to a Class B state title, averaging 23.0 points, 5.1 rebounds and 3.4 assists per game, earning first-team all-state honors from the Lincoln Journal Star. Trueblood was a three-year starter at Elkhorn South, finishing his career with a school-record 1,213 points. Trueblood possesses a solid skill set and a strong work ethic to the program. His training was significantly slowed in the summer because of illness, which forced him to miss the Huskers' trip to Spain. Trueblood will provide depth in the Husker backcourt and will use this year to add strength to eventually compete in the rigors of the Big Ten.

2015 (Spain Trip)

Trueblood missed the Huskers trip to Spain because of an illness.

Before Nebraska

Johnny Trueblood joined the Husker program as a walk-on following a decorated career at Elkhorn South playing for Coach Alex Bahe. Trueblood finished his career as the school's all-time leading scorer (1,213 points), as well as holding single-game (42) and single-season (598) scoring marks at the school.

As a senior, he led the Storm to a 21-5 record and the school's first Class B (second-largest class) state title. He led Class B by averaging 23.0 points per game, while also adding 5.1 rebounds, 3.4 assists and 2.8 steals per game to garner first-team Super-State honors from the Lincoln Journal Star and second-team All-Nebraska honors from the Omaha World-Herald. A first-team Class B all-state performer from both publications, Trueblood averaged 19.6 points per game in three state tournament games, including a 17-point effort while playing with a sprained ankle in a 60-51 win over Sidney in the state championship at Pinnacle Bank Arena.

As a junior, he earned first-team Class B accolades from both major papers, averaging 15.4 points, 3.7 assists, 4.6 rebounds and 2.4 steals per game as Elkhorn South finished the regular season unbeaten and placed third in the state. In his three-year varsity career, Trueblood helped Elkhorn South to three straight state semifinal appearances in Class B and a 66-13 record. In addition to his high school career, he played AAU basketball for the

Omaha Sports Academy and Head Coach Bob Franzese. Prior to his senior year, he helped the Omaha Sports Academy take first place in the top bracket at the Mullens Tournament in St. Louis.

Trueblood became the first Husker basketball player from Elkhorn South since the school opened in 2010.

Personal

Johnny is the son of Tom and Shelia Trueblood and was born on June 3, 1997, in Omaha. Johnny has one older brother (Tommy) and one younger sister (Jenna). Trueblood has not declared a major at Nebraska.



#4 JOHNNY TRUEBLOOD
FRESHMAN | GUARD | 6-4 | 195 | OMAHA, NEB.

GLYNN WATSON JR.



#5 GLYNN WATSON JR.
FRESHMAN | GUARD | 6-0 | 165 | BELLWOOD, ILL.



2015-16 (Outlook)

Freshman point guard Glynn Watson Jr. comes to Nebraska as one of the nation's top recruits in the class of 2015. The 6-foot guard led Saint Joseph High School to a state title in Illinois in 2015, averaging 23.5 points, 5.5 rebounds and 3.5 assists per game in the state tournament. A consensus top-100 recruit, Watson has a good pedigree, as he played for longtime coach Gene Pingatore at Saint Joseph as well as for the Illinois Wolves AAU program. In addition, both of his brothers played college basketball, including Demetri McCamey, who was an All-Big Ten performer at Illinois. Watson has the creativity to put teammates in good position with the ability to either score or dish inside. He will push senior Benny Parker for early playing time, as Nebraska Coach Tim Miles has shown throughout his tenure that he is not afraid to play freshmen.

2015 (Spain Trip)

Watson earned valuable playing time on NU's foreign trip, averaging 4.8 points and a team-high 3.0 assists per game. He had nearly a 2-to-1 assist-to-turnover ratio. Watson scored 11 points against the Europe Basketball Academy.

Before Nebraska

Watson was one of the top point guards nationally in the class of 2015, playing for legendary high school coach Gene Pingatore at Saint Joseph High School in Westchester, Ill. A consensus four-star prospect, Watson was ranked among the

top 100 players in the country by every recruiting service and was ranked as high as 66th nationally by Scout.com, which also ranks him as the seventh-best point guard in the class of 2015, and No. 71 on ESPN.com's top-100 seniors.

As a senior, he led St. Joseph High School to a 29-6 record and the school's second state title. Watson averaged 15.5 points, 4.3 rebounds, 4.0 assists and 3.0 steals per game during his senior season, joining Northwestern signee Jordan Ash in a backcourt which was one of the best in the state of Illinois in 2014-15. Watson, who earned an invitation to the 2014 USA men's U18 National Team training camp, was at his best at the state tournament, averaging 23.5 points on 55 percent shooting, 5.5 rebounds and 3.5 assists per game. He had 28 points, six rebounds and three assists in the semifinals before a 19-point, five-rebound, four-assist performance in a 67-63 win over Althoff Catholic in the Class 3A state title game. In all, Watson had nine games of at least 20 points as a senior, including a season-high 38-point effort in the regular-season win over Althoff Catholic.

For his efforts, he earned first-team all-state honors from the Illinois Basketball Coaches Association and Champaign News-Gazette in 2015. In addition, he was a second-team choice by the Chicago Tribune (all classes) and Chicago Sun Times (Class 3A).

A two-time first-team All-Catholic League selection, Watson earned third-team Class 3A all-state honors from the

Illinois Basketball Coaches Association and all-state special mention by the Champaign-Urbana News-Gazette as a junior. That season, he averaged 15 points, five assists, five rebounds and two steals per game, while leading St. Joseph to a 25-8 record and the Class 3A Sectional semifinals. As a sophomore, he garnered honorable-mention Chicago Catholic League honors in his first season as a starter, helping St. Joseph to an 18-13 record and a sectional finals appearance. Watson also played AAU ball for the Illinois Wolves and Head Coach Mike Mullins. Watson also looked at Creighton, Maryland, Purdue, Tennessee and West Virginia before choosing Nebraska.

Personal

Glynn Juwan Watson is the son of Sabrina Watson and Glynn Watson Sr., and was born on March 9, 1997, in Chicago, Ill. He has two older brothers (Demetri and DeAndre McCamey) and two sisters (Kiera and Monique). Older brothers Demetri and DeAndre McCamey both also starred at St. Joseph. Demetri was a three-time All-Big Ten pick at Illinois, earning first-team honors in 2009-10.

St. Joseph High School has the distinction of being the only school which has produced a pair of 1,000-point scorers for Nebraska, as Clifford Scales (1988-91) and Carl Hayes (1990-92) both played for Pingatore, as he has spent the last 47 years as head coach. Scales and Hayes both scored 1,136 points at Nebraska and played major roles in the Huskers' school-record 26-win team in 1990-91.

COACHES



HEAD COACH TIM MILES

HEAD COACH TIM MILES

TIM MILES

HEAD COACH · FOURTH SEASON

Exceeding expectations. That's what Tim Miles has done throughout his collegiate coaching career.

A proven program builder who has enjoyed success at the Division I, Division II and NAIA levels, Tim Miles was named the 27th basketball coach at the University of Nebraska on March 24, 2012.

Miles, the only active coach who has taken teams to the postseason at the Division I, Division II and NAIA ranks, has already made monumental strides during his three seasons at Nebraska, ending the Huskers' 16-year NCAA Tournament drought in 2014. For his efforts, he won the Jim Phelan Award for national coach of the year, and was selected as the Big Ten Coach of the Year by his peers.

In 2014-15, the Huskers garnered their first national ranking since 1995 and enjoyed record-setting attendance numbers, establishing a school-record attendance of 15,569 fans per game to rank 10th nationally.

Individually, Terran Petteway earned All-Big Ten honors for the second straight year and earned an invitation to training camp with the Atlanta Hawks. Petteway was one of four Huskers to sign professional contracts in 2015. Miles' program also enjoyed a first in the classroom, as Shavon Shields became the first Husker basketball player to be named a first-team Academic All-American. He was one of five Huskers

named Academic All-Big Ten in 2015.

In 2013-14, the Huskers, who were picked to finish last in the Big Ten, became one of the big stories in college basketball, going 19-13 and reaching the NCAA Tournament for the first time since 1998. The Huskers opened Big Ten play with a 1-5 record before orchestrating a turnaround which saw them win 10 of their final 12 Big Ten games to finish fourth with an 11-7 record. The stretch included a pair of wins over top 10 teams – a 60-51 win at No. 9 Michigan State which was the Huskers' first road win over a top-10 team since 1997 and a 77-68 win over a Wisconsin team which reached the Final Four. Nebraska's 11 conference wins were the most by a Husker basketball team since 1966.

Nebraska's improvement came on the defensive end of the floor, as the Huskers finished second in the Big Ten second in field goal percentage defense (.415) and third in scoring defense (64.3 ppg) during conference play.

Petteway became the first Husker to win a Big Ten scoring title, as he averaged 18.1 points and 4.8 rebounds per game en route to first-team All-Big Ten honors. Shields earned honorable-mention All-Big Ten honors, as he averaged 12.8 points and a team-high 5.8 rebounds per game. Four of Nebraska's top six scorers were all in their first year of competition at Nebraska.

Miles' energetic personality has also

spurred unprecedented fan interest in the Husker program. Nebraska has sold out its season ticket allotment in each of the first three years of Pinnacle Bank Arena. In 2013-14, Nebraska averaged 15,419 fans per game, a jump of 5,067 fans per game from the previous year and the largest increase by any program since 2004.

The Huskers went 15-1 at home in 2013-14, the best home record by a Husker team since the 1982-83 campaign and the best record in the Big Ten during 2014-15.

In his first season at Nebraska, Miles took a team that returned one starter and two of its top nine scorers, and improved the Huskers' win total from 12 to 15 despite facing a school-record 10 ranked teams. Nebraska posted wins over a trio of NCAA Tournament teams before capping the season with a win over Purdue in the Big Ten Tournament in Chicago – the program's first Big Ten Tournament victory. Not a bad feat for a program that was a near unanimous choice for the league cellar by the league's pundits.

Before taking the Nebraska job, Miles spent five seasons building the Colorado State program into a contender in the Mountain West Conference. He increased his victory total in each of his five years at CSU, culminating in a 20-12 record and the school's first NCAA appearance in nine seasons during his final year in Fort Collins. After winning 16 games in his first two



ABOUT MILES

RECORD AT NEBRASKA

47-49 (Three Seasons)

CAREER RECORD

330-269 (20 Seasons)

EDUCATION

- » B.S., University of Mary, 1989
- » M.A., Northern State, 1990

COACHING EXPERIENCE

- » Nebraska
 - Head Coach (2012-present)
- » Colorado State
 - Head Coach (2007-12)
- » North Dakota State
 - Head Coach (2001-07)
- » Southwest Minnesota State
 - Head Coach (1997-2001)
- » Mayville State
 - Head Coach (1995-97)
- » Northern State
 - Assistant Coach (1989-1995)

FAMILY/PERSONAL

- » Wife: Kari
- » Daughter: Ava (15)
- » Son: Gabriel (11)
- » Date of Birth: Aug. 20, 1966
- » Hometown: Doland, S.D.
- » High School: Doland (1985)

HONORS AND AWARDS

- » Jim Phelan Award (2013-14)
- » Big Ten Coach of the Year (2013-14)
- » Northern State University Hall of Fame
 - Jim Kretchman Coaching Award (2014)
- » USBWA District VIII Coach of the Year, (2011-12)
- » Southwest Minnesota State University Athletics Hall of Honor (2011)
- » CollegInsider.com Mountain West Coach of the Year (2009-10)
- » University of Mary Hall of Fame Inductee (2007)
- » CBS Sportsline Division I Independent Coach of the Year (2005-06)
- » Finalist for the Hugh Durham Mid-Major Coach of the Year Award (2005-06)
- » North Central Region Coach of the Year (2000-01)
- » Northern Sun Conference Coach of the Year (2000-01)
- » NDCAC Coach of the Year (1995-96)





years at CSU, his teams went 55-41 over the last three years, reaching postseason play in each campaign.

The 2011-12 Rams posted the school's first 20-win season since the 1997-98 campaign while playing a schedule rated as the fourth-toughest in the country. Colorado State set a school record with three wins over ranked teams and placed three players on the All-Mountain West team. Miles was named the District VIII Coach of the Year by the U.S. Basketball Writers Association for his efforts. The Rams' 20-win season was only the seventh in the program's 108 seasons of competition despite playing a school-record eight ranked foes.

The Rams were one of four Mountain West teams to receive bids in the 2012 NCAA Tournament. CSU averaged 70.1 points per game on the season and topped the Mountain West Conference in field-goal percentage (47.1), 3-point percentage (40.0) and free throw percentage (76.8) and was one of two programs in the country to rank in the top 10 in both free throw percentage and 3-point percentage.

Three of Miles' players earned All-Mountain West honors, marking the program's most honorees in its half century affiliation with the WAC or Mountain West conferences. Wes Eikmeier earned first-team Mountain West honors after averaging 15.5 points per game, while Dorian Green and Pierce Hornung were both third-team honorees. Hornung also was named to the league's all-defensive team in 2011-12.

In 2010-11, Miles guided the program to a 19-13 record, a fourth-place finish in the Mountain West, and a berth in the NIT,

reaching milestones at every step along the way. The 2010-11 campaign marked the Rams' first winning season since 2007, and the squad became the 10th in program history to record 19 or more victories in a single season.

The Rams' nine conference victories were the most for CSU since the formation of the Mountain West in 1999-2000, and CSU's fourth-place finish was the best since a fourth-place finish in the inaugural MW season. Miles and the Rams received votes in the top-25 national polls for the first time since 2005-06, and he became just the third coach in the program's 100-year plus history to take the Rams to back-to-back postseason appearances. The Rams also won the ESPN Cancun Governor's Cup, defeating Southern Miss in the title game. Andy Ogide became only the second Ram to earn first-team Mountain West honors as he averaged 17.2 points and 7.7 rebounds per game in 2010-11. He was also a first-team all-district honoree from the NABC.

Miles' third Colorado State team continued to make improvements, as the 2009-10 Rams won 16 games and reached postseason play for the first time since 2003 with a berth in the 2010 College Basketball Invitational (CBI). For his efforts, Miles was selected as the Mountain West Coach of the Year by CollegelInsider.com in 2010.

During his first two years, Miles began to build the Colorado State program despite battling numerous injuries. In 2007-08, he led a roster that featured just one returning starter to early season success, including a tournament championship at the Top of the World Classic in Fairbanks, Alaska. And, after battling through a tough conference slate, the Rams ended the season on a high



Tim Miles has guided four schools to postseason berths, including Nebraska's first NCAA Tournament appearance in 16 seasons during the 2013-14 season.

MILES' YEAR BY YEAR

Years	Team	Record	Pct.	Postseason/Notes
1995-96	Mayville State	17-11	.607	NAIA-II
1996-97	Mayville State	18-11	.621	NAIA-II
Two seasons		35-22	.614	
1997-98	SW Minnesota State	16-11	.593	--
1998-99	SW Minnesota State	16-11	.593	--
1999-00	SW Minnesota State	18-10	.643	--
2000-01	SW Minnesota State	28-7	.800	Div. II Elite 8
Four seasons		78-39	.667	
2001-02	North Dakota State	11-15	.423	--
2002-03	North Dakota State	20-11	.645	--
2003-04	North Dakota State	16-13	.552	--
2004-05	North Dakota State	16-12	.571	Transition Year to Div. I
2005-06	North Dakota State	16-12	.571	First Year in Division I
2006-07	North Dakota State	20-8	.714	--
Six seasons		99-71	.582	
2007-08	Colorado State	7-25	.219	--
2008-09	Colorado State	9-22	.290	--
2009-10	Colorado State	16-16	.500	CBI 1st Round
2010-11	Colorado State	19-13	.594	NIT 1st Round
2011-12	Colorado State	20-12	.625	NCAA 2nd Round
Five seasons		71-88	.447	
2012-13	Nebraska	15-18	.454	--
2013-14	Nebraska	19-13	.594	NCAA 2nd Round
2014-15	Nebraska	13-18	.419	--
Three seasons		47-49	.490	
Career	20 seasons	330-269	.551	

HEAD COACH TIM MILES



Tim Miles has been active in selling the basketball program, whether it is celebrating with students after a big win, interviewing his dad at the season-opening event, meeting with former players after practices or welcoming back former players like Tyrone Lue for Legends Weekend. Coach Miles is also active on Twitter, where he is one of the most followed coaches in college basketball and provides fans a unique look into the Husker program. For more information or to follow Coach Miles on twitter, visit [Twitter.com/CoachMiles](https://twitter.com/CoachMiles).



The Miles family (from left): Kari, Ava, Gabriel and Tim.

note with a victory over rival Wyoming in the opening round of the Mountain West tournament.

His second season in Fort Collins proved to be just as fruitful as the Rams continued to make strides. Miles led the Rams to early season victories over Montana and Northern Colorado, both of which had beaten the Rams the previous year, and lost a one-point game against Minnesota. In addition, the Rams boosted their win column with four conference wins against UNLV, Air Force (twice) and TCU.

While establishing a tradition of winning in college basketball, Miles' philosophy extends far beyond the basketball court. He and his staff are committed to academics and the success of their student-athletes in the classroom.

At Nebraska, he has had 11 Academic All-Big Ten honorees, including a conference-best five honorees in 2015.

At Colorado State, he donated back to the school and the community by capping the J.J. Williams scholarship endowment in 2011 and establishing the Ram Basketball Legacy scholarship endowment, while making a contribution to School is Cool, a CSU driven program to support Poudre School District.

With 20 years of experience as a head coach at four institutions, he has compiled a career record of 330-269 that includes three conference championships and seven postseason tournament appearances. Only twice in his two decades has a team failed to match its win total from the previous year.

Before taking over the Colorado State program, Miles spent six seasons at North Dakota State, guiding the Bison through the transition to the Division I ranks. He won at least 16 games in each of his final five seasons at the school, including the program's first three years at the Division I level. Miles' tenure at NDSU was highlighted by a pair of road wins over top-15 squads in his final two seasons.

In 2005-06, the Bison, who started three redshirt freshmen, snapped Wisconsin's 27-game win streak against non-conference foes with a 62-55 win over the 13th ranked Badgers, marking one of only seven non-

conference home losses in Bo Ryan's 14 seasons at Wisconsin.

In his final season at NDSU, Miles guided the Bison team that had one senior on the roster to a 20-8 record, including a 64-60 win at eighth-ranked Marquette in the championship game of the 2006 Blue and Gold Classic. North Dakota State was one of only two independent programs with a winning record in 2006-07.

Miles showed his ability to turn around programs during his tenure at Southwest Minnesota State University. He took a program that had only one winning season in the previous decade and went 78-39 in his four seasons at the school, recorded the first 20-win season in school history, and led Southwest Minnesota State to back-to-back winning seasons for the first time in more than two decades.

In his final year at the school, the Mustangs won a school-record 28 games – the first 20-win season in program history – captured the 2001 Northern Sun Intercollegiate Conference championship and reached the Division II Elite Eight. For his efforts, Miles was named the NSIC and North Central Region Coach of the Year following the 2000-01 campaign.

Miles began his head coaching career at Mayville (N.D.) State University, guiding the program to a 35-22 record from 1995 to 1997 and a pair of conference titles after Mayville State went 4-44 during the previous two seasons.

He began his coaching career as an assistant coach at Northern State for six seasons from 1989-90 through 1994-95 and helped the Wolves to five NAIA playoff appearances and five regional titles. He was the recruiting coordinator for NSU and was responsible for bringing in and coaching five All-Americans at that school.

A native of Doland, S.D., he graduated from the University of Mary in Bismarck, N.D., in 1989 and earned a master's degree in health and physical education from Northern State in Aberdeen, S.D., in 1990. He was inducted into the University of Mary Athletic Hall of Fame in 2007.

Miles, and his wife, Kari, have one daughter, Ava, and one son, Gabriel.

ASSISTANT COACH PHIL BECKNER

PHIL BECKNER

ASSISTANT COACH · FIRST SEASON

Phil Beckner is the newest member of the Nebraska basketball coaching staff after being hired on Aug. 1, 2015.

Beckner joins the Nebraska coaching staff after spending the 2014-15 season as an assistant coach with the Oklahoma City Blue, the Oklahoma City Thunder's NBA Development League affiliate. In his lone season in Oklahoma City, he helped the Blue to a 28-22 record and an appearance in the Western Conference playoffs, continuing a string of postseason appearances that dates back to his time at Weber State.

Before joining Oklahoma City, Beckner spent seven seasons at Weber State, helping the Wildcats to six consecutive postseason appearances. He served as the program's Director of Basketball Operations for two years before being elevated to assistant coach for five years. Beckner was primarily responsible for the defensive plays, as Weber State won a trio of Big Sky titles in his tenure at the school.

In his final season at Weber State, Beckner helped lead the Wildcats to the 2013-14 Big Sky Conference title, the Big Sky Tournament title and a trip to the NCAA Tournament. During the 2013-14 season, Weber State led the Big Sky in scoring defense, field goal percentage defense, 3-point field goal percentage defense and rebounding margin.

During the 2012-13 season, Weber State ranked second in the nation in three-point field goal percentage defense en route to a record-setting 30-7 record and a trip to the CollegeInsider.com Tournament championship game.

Beckner also oversaw player development at Weber State and was instrumental in the development of three players who were named Big Sky MVP during his tenure.

Beckner worked closely with Damian Lillard during his four seasons at Weber State, coaching him to All-America honors and the sixth overall selection in the 2012

NBA Draft. Lillard, the Big Sky MVP in 2010 and 2012, was named the 2013 NBA Rookie of the Year with the Portland Trail Blazers and is a two-time NBA all-star.

In addition to Lillard, Kellen McCoy (2009) and Davion Berry (2014) were all named Big Sky Conference MVP, while Joel Bolomboy ranked third nationally in rebounding and was the 2014 Big Sky Defensive Player of the Year.

A native of Buckeye, Ariz., Beckner graduated from Kansas Wesleyan University in Salina, Kan., where he played four years on the men's basketball team. He obtained a bachelor's degree in Physical Education in 2005. He returned home and taught physical education at Buckeye High School. He was a part of the staff that won the Arizona state title in 2006. Beckner also worked for current Central Arkansas coach Russ Pennell at the Arizona Premiere Academy.




ABOUT BECKNER

EDUCATION

» B.S., Kansas Wesleyan (2005)

COACHING EXPERIENCE

- » Nebraska
Assistant Coach (2015-present)
- » Oklahoma City Blue (NBDL)
Assistant Coach (2014-15)
- » Weber State
Assistant Coach (2009-14)
Director of Basketball Operations (2007-09)
- » Buckeye (Ariz.) High School
Assistant Coach (2005-07)



ASSISTANT COACH KENYA HUNTER

KENYA HUNTER

ASSISTANT COACH · THIRD SEASON



Kenya Hunter is in his third season at Nebraska after joining the Husker coaching staff in June of 2013. In his role, he coaches the Husker post players and also assists in player development and opponent scouting.

In his first two seasons, three of his post players have signed professional contracts, including Walter Pitchford, who is currently in training camp with the NBA D-League. In addition, Hunter played an extensive role in the recruitment of Nebraska's incoming recruiting class, which is nationally ranked by ESPN.com, Hoop Scoop and Scout.com.

Prior to joining the Husker program, Hunter spent six seasons at Georgetown and was instrumental in helping Georgetown to a pair of Big East titles (2008 and 2013), five 20-win seasons and five NCAA Tournament bids in his tenure. His teams were ranked in the top 10 during each of the six seasons at the school and were either a No. 2 or No. 3 seed in the NCAA Tournament four times in that span.

In his tenure at Georgetown, Hunter played a significant role in the development of four NBA players. The group included all-star Roy Hibbert and Greg Monroe, who was the No. 7 pick of the Detroit Pistons in the 2010 NBA Draft. Most recently, Hunter developed Otto Porter, who was the Big East Player of the Year in 2012-13, and the No. 3 pick in the 2013 NBA Draft.

Hunter has worked with some of college basketball's top coaches, including Thompson, Arizona's Sean Miller and Herb Sendek. Hunter has helped 12 teams reach postseason play over the last 14 seasons, including 11 NCAA appearances.

At Georgetown, he was involved in offensive and defensive on-court coaching and opponent scouting while also playing a leading role in the Hoyas' recruiting efforts. Three of Hunter's recruiting classes were among the top 25 nationally, as he played a major role in the recruitment of 11 players who were ranked among the top 100 nationally by either ESPN.com or Rivals.com. His ability to develop players resulted in five players earning first-team All-Big East honors and two Big East Rookies of the Year, while Porter was honored as Georgetown's first Big East Player of the Year since 2007.

Prior to joining the Georgetown staff, Hunter spent three years as an assistant coach at Xavier University, where he helped Coach Sean Miller to back-to-back 20-win seasons, including a 25-9 record and a second-round appearance in the 2007 NCAA Tournament. At Xavier, he assisted in on-court coaching as well as playing a major role in recruiting.

Hunter also has experience in the ACC, spending two stints at North Carolina State. He served as Director of Basketball Operations for the Wolfpack from 2000 to 2004. He was responsible for the day-to-day administrative responsibilities for the men's program, which made three straight NCAA Tournaments during his tenure.

He began his full-time coaching career at his alma mater, Duquesne, spending two seasons at the school. Hunter was responsible for on-floor coaching and off-campus recruiting. He helped the Dukes staff bring in the top recruiting class in the Atlantic 10 in 1999.

A four-year letterwinner point guard for Duquesne (1993-96), Hunter finished his career ranked third on the Dukes' all-time assist list (439). He tallied 971 points and 218 steals while shooting 74.4 percent from the free throw line and 35.1 percent from the three-point arc. After starting 93 of his 103 career games for the Dukes, Hunter was a two-time recipient of the Sihugo Green Award, presented annually to Duquesne's top upperclassman. He was also a three-year captain. During his playing career at Duquesne, Hunter spent the summers as an assistant coach for an AAU squad, the Pittsburgh Jots. He worked with Head Coach John Miller, the father of Sean Miller and Dayton coach Archie Miller.

In high school, Hunter starred on the gridiron as well as the hardwood. He was an accomplished football quarterback as well as a point guard at Wakefield High School in Arlington, Va. Following his high school career, he teamed with former Syracuse guard Lawrence Moten to lead New Hampton School in New Hampshire to a 23-3 record prior to enrolling at Duquesne.

Hunter completed his liberal arts degree at Duquesne in 1996, and earned his master's degree in education from North Carolina State in 1998. While earning his master's degree, Hunter was a student manager at North Carolina State under Herb Sendek from 1996 to 1998 and accompanied the Wolfpack to a pair of NIT appearances.

Hunter is married to the former Johnnie Brown of Durham, N.C. The couple has a son, Jaylin and a daughter, Kendall.



ABOUT HUNTER

EDUCATION

- » B.A., Duquesne, 1996
- » M.A., North Carolina State, 1998

COACHING EXPERIENCE

- » Nebraska
Assistant Coach (2013-present)
- » Georgetown
Assistant Coach (2007-13)
- » Xavier
Assistant Coach (2004-07)
- » North Carolina State
Director of Basketball Operations (2000-04)
- » Duquesne
Assistant Coach (1998-2000)
- » North Carolina State
Student Manager (1996-98)

FAMILY

- » Wife: Johnnie
- » Son: Jaylin (14)
- » Daughter: Kendall (11)



ASSISTANT COACH JIM MOLINARI

JIM MOLINARI

ASSISTANT COACH · SECOND SEASON

One of the most well-respected teachers in college basketball, Jim Molinari is in his second season as an assistant coach at Nebraska. Molinari brings over three decades of Division I coaching experience to Nebraska, including 20 years of head coaching experience.

Molinari is a three-time conference coach of the year during his career, while he has guided nine teams to postseason play and has over 300 wins as a college head coach. In addition, he has been a member of 10 NCAA Tournament staffs during his 13 season as a Division I assistant coach.

Before joining the Nebraska staff in April of 2014, Molinari spent six seasons as head coach at Western Illinois, leading the Leathernecks to their first-ever postseason appearances at the Division I level. In 2012-13, he guided WIU to a 22-9 record and a share of the Summit League regular-season title with a 13-3 mark. The 22 wins were the program's highest total since moving to Division I while he was named the Summit League Coach of the Year and the NABC District 12 Coach of the Year. He was also a finalist for the Hugh Durham Award (CollegeInsider.com Mid-Major Coach of the Year). WIU led the nation in fewest fouls committed and was second in scoring defense at 52.6 points per game, while ranking in the top 75 in six categories. Molinari coached Terrell Parks who was tabbed second-team NABC all-district and also named first-team All-Summit League and the Summit League Defensive Player of the Year in 2012-13.

In 2011-12, WIU broke through with an 18-15 record and an appearance in the College Basketball Invitational, the program's first-ever postseason appearance at the Division I level. The Leathernecks reached the Summit League title game for the first time since 1997, while the 18 wins were the most since 1996-97. Ceola Clark led the team earning Summit League Defensive Player of the Year for the second straight season, becoming the first player in conference history to be a two-time winner of the award. Clark was also a three-time All-Summit League performer, including a two-time first-team winner.

In 2007-08, Molinari served as an assistant coach at Ball State, following a three-year stint at Minnesota in which he was the interim head coach for most of the 2006-07 season. In his first season



as an assistant at Minnesota, his defensive emphasis helped the Gophers rank third in Big Ten scoring defense (62.7 points per game). They led the league in field goal percentage defense (.424) and three-point field goal percentage defense (.274) in conference play, and allowed 62.9 points per league game, the fewest since the 1981-82 season. In 2005, Street & Smith's named Molinari the "best assistant in the Big Ten Conference."

For 11 seasons, from 1991-2002, Molinari was the head coach at Bradley University, where he amassed a 174-152 (.534) record and guided the Braves to the postseason six times - five National Invitation Tournament appearances and the 1996 NCAA Tournament. He led Bradley to a trio of 20-win seasons, including a 22-8 record in 1995-96 when he was chosen as Missouri Valley Conference Coach of the Year. He left Bradley with more league wins than any other active coach in the Missouri Valley.

From 1989-91, he was the head coach at Northern Illinois, where he posted a record of 42-17 (.712). The Huskies won the 1991 Mid-Continent Conference title, going 25-6 and setting a school record for wins. At NIU, Molinari inherited a program that had not won as many as 17 games in a season since 1981, but made a quick turnaround with a 17-win season followed by a 25-win campaign in just his second year at the school.

At DePaul from 1979-89, Molinari helped both Ray and Joey Meyer lead the Blue Demons to national prominence. Over 10 seasons at DePaul, Molinari helped recruit college and professional stars such as Mark Aguirre, Dallas Comegys, Tyrone Corbin, Terry Cummings and Rod Strickland -- players who led DePaul to nine NCAA Tournaments and a runner-up finish in the NIT.

In addition to his collegiate coaching experience, Molinari is a veteran of national selection committees for international competition. He led the 1997 USA Basketball men's team to a gold medal at the World University Games played in Trapani, Italy. For two years in-between collegiate coaching positions, Molinari was an NBA scout for the Toronto Raptors (2002-03) and Miami Heat (2003-04).

His college playing career began at Kansas State, where he teamed with current Oklahoma head coach Lon Kruger for two seasons. After transferring to Illinois Wesleyan, where he teamed with former NBA center Jack Sikma, Molinari helped the Titans win consecutive league titles, before entering the coaching ranks in 1978 as a part-time assistant with DePaul.

Molinari earned his bachelor's degree in English from Illinois Wesleyan University in 1977 and earned a Juris Doctor from DePaul in 1980.



ABOUT MOLINARI

EDUCATION

- » B.A., Illinois Wesleyan (1977)
- » J.D., DePaul (1980)

COACHING EXPERIENCE

- » Nebraska
 - Assistant Coach (2014-present)
- » Western Illinois
 - Head Coach (2008-2014)
- » Ball State
 - Assistant Coach (2007-08)
- » Minnesota
 - Interim Head Coach (2006-2007)
 - Assistant Coach (2004-2006)
- » Bradley
 - Head Coach (1991-2002)
- » Northern Illinois
 - Head Coach (1989-91)
- » DePaul
 - Assistant Coach (1979-1989)

FAMILY

- » Sons: Mark, Billy and David
- » Daughter: Joy



BASKETBALL SUPPORT STAFF

TEDDY

OWENS

DIRECTOR OF BASKETBALL OPERATIONS



Teddy Owens is in his second season as Director of Basketball Operations for the Nebraska basketball program and third year on Tim Miles' staff. Owens was promoted to Director of Basketball Operations in June of 2014.

As director of basketball operations, Owens serves as the primary day-to-day administrator within the basketball office, where he handles the budget, coordinates team travel and works with the coaching staff on scheduling. Owens serves as the liaison with other Athletics Department areas, including academics, HuskerVision, communications and life skills. In 2013-14, Owens served as the administrative coordinator for the Husker basketball program.

Before joining the Nebraska staff in July of 2013, Owens spent two seasons working as a graduate assistant at Oklahoma under Lon Kruger. While at Oklahoma, he was in charge of on-campus recruiting tours for recruits and family members, created recruiting pieces, assisted in individual workouts and practices and helped coordinate Oklahoma's summer basketball camps. The Sooners went 20-12 and reached the second round of the NCAA Tournament in 2012-13.

In addition to his work at Oklahoma, Owens spent three seasons as the basketball coach at Lincoln Christian in Tulsa, Okla., compiling a 48-27 record leading the school to a pair of Class 2A state tournament appearances in 2009 and 2010. He also was an assistant coach at Holland Hall Preparatory, Tulsa Edison High School and Metro Christian Academy. He served as a student manager at Oklahoma State during the 2003-04 season, when the Cowboys went 31-4, won the Big 12 title and reached the Final Four.

Owens received his bachelor's degree in liberal studies from Oklahoma State and his master's degree in human relations from Oklahoma in May of 2013. He is the son of former Kansas basketball coach Ted Owens, who went 348-182 in 19 seasons at Kansas from 1965 to 1983. The elder Owens won six Big Eight titles and reached the Final Four with the Jayhawks in 1971 and 1974.

Teddy and his wife Ashley have two sons, Layton Bracket and Nash Naismith.

GREGORY

EATON

VIDEO COORDINATOR



Gregory Eaton is in his fourth year as video coordinator for the Husker basketball program, where he handles film breakdown and exchanges for the coaching staff and coordinates the program's digital catalog. Eaton also serves as primary coordinator of the Tim Miles' Basketball Camps and Clinics and oversees the student managers.

Eaton came to Nebraska from Colorado State, where he served as the video coordinator on Tim Miles' staff at CSU during the 2011-12 season. He handled tape exchanges, breaking down video, recording practices and games and coordinating the team's video library, playing a significant role in the Rams reaching the NCAA Tournament for the first time since 2003.

Prior to working at Colorado State, he served as a graduate assistant and the assistant video coordinator for the University of Arkansas men's basketball program during the 2010-11 season.

A native of Rehoboth, Mass., Eaton worked as an assistant video coordinator and student manager for the University of Louisville men's basketball program from 2006 to 2010, while earning his bachelor's degree in sport administration from the university. While at Louisville, the Cardinals captured a Big East championship, the No. 1 overall seed in the NCAA tournament in 2009 and reached two Elite Eights (2008 and 2009).

In addition to his work as an undergrad with the Cardinals, Eaton served as an intern with the Pawtucket Red Sox in 2008 and 2009.

Gregory and his wife Kiley were married in August of 2013.

TIM

WILSON

BASKETBALL STRENGTH COACH



Tim Wilson is in his fifth year as Nebraska's strength and conditioning coach for men's basketball. Wilson oversees the year-round training for the Husker basketball team and has played a major role in the physical development of All-Big Ten performers Terran Petteway and Shavon Shields over the past three seasons.

Wilson came to Nebraska after spending three seasons at the University of Oregon, serving as the strength and conditioning coach for the Ducks men's basketball program. Wilson, a Falls City, Neb., native, spent three seasons at Oregon, helping the Ducks to 21 wins and the CBI Championship in 2011.

Prior to joining the Oregon staff, Wilson spent 11 seasons in the NBA working with the Milwaukee Bucks, where he developed and implemented the strength and conditioning programs on a year-round basis. The Bucks made the playoffs six times in his tenure in Milwaukee, including the Eastern Conference Finals in 2000-01. With the Bucks, he worked with NBA All-Stars Ray Allen, Michael Redd, Glenn Robinson and Sam Cassell, as well as former Husker Erick Strickland.

As strength and conditioning coach at the University of Pittsburgh from 1991 to 1996, Wilson dealt exclusively with the football program. Wilson served under legendary college football coach Johnny Majors and helped several student-athletes on their way to successful professional careers.

Wilson had two tours of duty as strength coach at the University of Nevada-Las Vegas, as he was named the first-ever strength coach for UNLV Athletics in 1981. At UNLV, he served under the late Jerry Tarkanian and the UNLV men's basketball program. Wilson, who trained student-athletes from all sports while with the Runnin' Rebels, was a part of the 1989-90 National Championship men's basketball program featuring the likes of Larry Johnson, Stacey Augmon and Greg Anthony. He also helped prepare Randall Cunningham and Ickey Woods for futures in the NFL. Wilson also spent four years with the Chicago White Sox (1986-89). He trained MLB Hall of Famer Carlton Fisk and all-stars Harold Baines and Ozzie Guillen during his time in the Windy City.

Wilson began his career as a graduate assistant at Nebraska after graduating from the school in 1981 with a degree in exercise science.

Wilson has received certifications from both the NSCA (National Strength and Conditioning Association) and the NASM (National Academy of Sports Medicine). He has a PES and CES certification from the NASM.

Wilson and his wife Teri have one son, Tyler.

SHERYL

BURBACH

OFFICE ASSOCIATE



Sheryl Burbach joined the Nebraska Athletic Department in June of 2015 as an administrative assistant for the men's basketball team.

Burbach provides administrative support to all members of the men's basketball staff, while assisting with the coordination of the Tim Miles Basketball Camps and Clinics, as well as coordinating day-to-day office operations.

Prior to joining the Huskers, Burbach worked for Nebraska's 4-H Office and Nebraska Extension.

Burbach is originally from Sumner, Neb., and moved to Lincoln during high school. She and her husband, Melvin, have four sons, John, Grant, Matthew and Christopher.

BASKETBALL SUPPORT STAFF

BRETT

SAPP

ADMINISTRATIVE COORDINATOR



Brett Sapp is in his second season as administrative coordinator, as he was hired in August of 2014. He assists in daily operations of the Husker basketball program, on-campus recruiting and other program duties, including student-athlete outreach, and serving as an assistant to Coach Miles. Sapp serves as the coordinator for the annual Legends Weekend and the Husker Buddies youth camp.

Sapp is familiar with the Husker basketball program, as he has served as an intern in the basketball office for the previous two seasons. In that role, he assisted the coaching and administrative staffs on daily functions, including public relations, compliance and recruiting, as well as played a major role in the Husker Buddies youth camp, as the camp has more than tripled over the last three years.

Sapp brings a unique background to the Husker program. Not only was he a collegiate player who won two Division III national titles at Washington University in St. Louis, but also served an internship at Northwestern Mutual Financial Network and was a summer associate at Rembolt-Ludtke, LLP.

A native of Ashland, Neb., and a three-sport performer at Ashland-Greenwood High School, Sapp received his Bachelor of Science in Mechanical Engineering from Washington University in St. Louis in 2011. He is currently attending law school at the University of Nebraska while also working on his MBA. While at Washington University in St. Louis, he helped the school to a pair of national titles (2007-08 and 2008-09) and served as team captain in 2010-11. While at Nebraska, Sapp was a member of UNL's National Sports Forum Case Cup Champion in 2014.

PAT

NORRIS

EQUIPMENT MANAGER



Pat Norris is in his 12th season as the equipment manager for the Husker men's basketball program and serves as the equipment manager for the Bob Devaney Sports Center and Hendricks Training Complex. A member of the American Equipment Managers Association, Norris is responsible for overseeing the day-to-day operations for equipment checkout and upkeep for six Husker athletic squads, including the men's basketball team. He worked in a similar position as a student from 1997 to 1999.

Before joining the Husker staff, Norris worked five years in Chicago. He was an installations billing coordinator at Hub Group Distribution Services and an account manager at SCR Companies.

Norris married the former Elizabeth Fonfara in September of 2007, and the couple has three children, Parker, Charlie and Maisy.

R.J.

PIETIG

BASKETBALL HEAD ATHLETIC TRAINER



R.J. Pietig is in his ninth year serving as the head athletic trainer for the Nebraska men's basketball team. He originally joined the squad midway through the 2007-08 campaign, and joined the athletic medicine staff on a full-time basis in the summer of 2009. Pietig provides preventive care at practices and games as well as rehabilitation for injured student-athletes. He attends all practices and games including traveling with the team to all away contests. Pietig also oversees a pair of student assistants who assist with the basketball program.

A native of Carroll, Iowa, Pietig graduated from Iowa State in 2007 with a degree in health and human performance, with a specialty in athletic training. He earned his master's degree in leadership education from Nebraska in May 2009.

DENNIS

LEBLANC

EXECUTIVE ASSOCIATE A.D./ACADEMICS



Dennis Leblanc was named Nebraska's Executive Associate Athletics Director for Academics in the summer of 2015. Prior to that, he had served as Senior Associate Athletics Director for Academics since 2007, after being promoted from associate athletics director for Academic Programs and Student Services.

He was named an Associate Athletics Director in 1998 and has directed the academic program since 1993. Leblanc, who has been with the Academic Support Program for Student-Athletes since 1987, joined the Nebraska Athletics Department in 1983 as a member of the track and field staff.

Under Leblanc's leadership, Nebraska has become the national leader in CoSIDA Academic All-Americans for football and all sports, NCAA Today's Top Ten Award honorees and recipients of the National Football Foundation and Hall of Fame Postgraduate Scholarship. Since he joined the academic staff in 1987, 244 of Nebraska's 320 CoSIDA Academic All-Americans have been honored, while NU has claimed 14 of its 17 NCAA's Today Top Ten Award recipients. Nearly 3,000 Husker student-athletes have earned their degrees.

Over the past decade, Nebraska's academic support program for student-athletes has received outstanding reviews from the NCAA Certification Review Team and the Nebraska Faculty Intercollegiate Athletics Committee. In 2012, Nebraska's program became one of only 21 programs nationally to be certified by the National Association of Academic Advisors for Athletes (N4A) for meeting the established standards of service for student-athletes as outlined by the N4A.

Leblanc is a member of the N4A, and in 2002 he received its prestigious Lan Hewlett Award presented to an athletic administrator in recognition of distinguished performance in providing personal, academic and professional guidance to student-athletes.

Leblanc was presented the Chancellor's Award for Exemplary Service to Students at the 2004 University of Nebraska Honors Convocation, which recognizes individuals who go above and beyond their assigned duties, devoting extra time and effort in serving the needs of students. In 2005, he was presented with Honorary Mortar Board membership honoring him for his leadership and service to students. In 2007, Leblanc received the Hero Mentor Award through the American Red Cross, which annually recognizes a person for outstanding leadership and mentoring.

Leblanc earned his undergraduate degree from Bethany College, and a master's degree from Wichita State. He and his wife, Coreen, have four children: Olivia, Christian and twins Madeleine and Mackenzie.

BASKETBALL SUPPORT STAFF

ALI

FAROKHMANESH

GRADUATE MANAGER



Ali Farokhmanesh (pronounced fuh-ROAK-muh-NESH) is in his second season as a graduate assistant manager with the Husker basketball program. Farokhmanesh assists in day-to-day operations for the Husker program.

Farokhmanesh spent the previous four seasons playing professionally overseas in Holland, Austria and Switzerland. In 2013-14, he was the Sixth Man of the Year in the Dutch Basketball League, averaging 10.4 points, 2.0 assists and 1.0 steals per game. His best season was with SAM Massagno Basket in the Swiss league in 2010-11, where he averaged 19.5 points, 3.1 assists and 2.3 steals per game while shooting 48 percent from 3-point range.

Farokhmanesh is best known for the two seasons he spent at Northern Iowa, helping the Panthers to a 53-16 record with two NCAA appearances, including the school's first-ever NCAA Sweet 16 appearance in 2009-10.

As a senior, he earned honorable-mention All-Missouri Valley Conference honors, averaging 9.7 points and 1.5 rebounds per game, as UNI went 30-5, including an upset of top-seeded Kansas to reach the Sweet 16. In that game, Farokhmanesh had 16 points, including a 3-pointer with 34 seconds left to clinch the victory and was featured on the cover of Sports Illustrated. He also provided the heroics in UNI's second-round win over UNLV, finishing with 17 points, including a 3-pointer with 4.9 seconds left for the final margin. Farokhmanesh scored in double figures 17 times as a senior, including a career-high 23 points against Old Dominion, while his 77 3-pointers were the third most in school history.

In his first season at UNI, Farokhmanesh started all 34 games and averaged 9.6 points and 1.6 assists per game en route to being named to the MVC All-Newcomer squad. He played two years of junior college basketball, earning first-team NJCAA Division II All-America honors at Kirkwood Community College, when he averaged 17 points, five assists and three rebounds per game.

Originally from Pullman, Wash., before moving to Iowa, Farokhmanesh was a first-team all-state selection at Iowa City West High School, averaging 18.5 points and 5.5 assists per game as a senior.

Farokhmanesh received his degree in finance at Northern Iowa in 2010 and is currently studying educational administration at Nebraska. He married the former Mallory Husz in June of 2014, and the couple has a son, Tai, born in September of 2014.

JORDAN

HITCHCOCK

GRADUATE MANAGER



Jordan Hitchcock is in his second season as a graduate assistant manager with the Husker basketball program.

Hitchcock served as an undergraduate student manager on both Doc Sadler's and Tim Miles' coaching staff in his five years at Nebraska. As the head manager during the 2012-13 season, he oversaw the other student managers, designed and compiled recruiting mailouts, assisted in team travel arrangements, as well as assisting Video Coordinator Gregory Eaton with day-to-day administrative tasks.


In 2013, he served as an assistant coach at Nebraska Wesleyan University, where he scouted and recruited high school prospects, assisted with fall workouts and conducted recruiting visits.

A native of Lincoln, Hitchcock earned his bachelor's degree in business administration in May of 2014.

STUDENT SUPPORT STAFF




Robert Edwards
Student Manager



Garret Frei
Student Manager



Owen Kunz
Student Manager




Jerod Lauby
Student Manager




Noah Lliteras
Student Manager



Luke Pietryga
Student Manager



Griffin Sehring
Student Manager



Skyler Sullivan
Student Manager



Andrea Zarybnicky
Student Trainer



Kaden Zwiener
Student Trainer



UNIVERSITY OF NEBRASKA ADMINISTRATION

HARVEY

PERLMAN, J.D.

CHANCELLOR
15th YEAR

NEBRASKA
1963



JOSEPHINE

POTUTO, J.D.

FACULTY ATHLETICS REPRESENTATIVE
18th YEAR

RUTGERS' DOUGLASS
1967



NEBRASKA'S CHANCELLORS

1871-1876	—	Allen R. Benton
1876-1882	—	Edmund B. Farfield
1884-1889	—	Irvin J. Manatt
1891-1895	—	James H. Canfield
1895-1899	—	George E. MacLean
1900-1908	—	E. Benjamin Andrews
1908-1927	—	Samuel Avery
1927-1938	—	E.A. Burnett
1938-1946	—	Chauncey S. Boucher
1947-1953	—	R.G. Gustavson
1953-1954	—	John K. Selleck
1954-1968	—	Clifford Hardin
1968-1971	—	Joseph Soshnik
1972-1975	—	James H. Zumberge
1975-1976	—	Adam C. Breckenridge
1976-1980	—	Roy A. Young
1980-1981	—	Robert H. Rutford
1981-1991	—	Martin A. Massengale
1991-1991	—	Jack Goebel
1991-1995	—	Graham B. Spanier
1995-1996	—	Joan R. Leitzel*
1996-2000	—	James Moeser
2000-2001	—	Harvey S. Perlman*
2001-present	—	Harvey S. Perlman

* Interim Chancellor

Harvey Perlman was named the 19th Chancellor of the University of Nebraska-Lincoln on April 1, 2001. He had served as Interim Chancellor of the University of Nebraska-Lincoln since July 16, 2000.

A former dean of the University of Nebraska College of Law (1983-98), Perlman has also served as interim senior vice chancellor for academic affairs at UNL (1995-96).

A Nebraska native, Perlman was raised in York, and earned a bachelor of arts in history and a juris doctorate from the University of Nebraska. During his law school years, he was editor in chief of the Nebraska Law Review and was elected to the Order of the Coif, a law honors society.

He joined the NU law faculty in 1967 after spending a year as a Bigelow Teaching Fellow at the University of Chicago Law School. He served on the Nebraska law faculty until 1974 when he joined the faculty at the University of Virginia Law School. He returned to Nebraska in 1983 when he accepted the deanship of the Nebraska Law College, a post he held until 1998 when he returned to the professoriate. He has also served as a visiting professor at Florida State University College of Law, the University of Puget Sound School of Law and the University of Iowa College of Law.

In 2011, Perlman was named an Honorary University Professor of Xi'an Jiaotong University, in Xi'an, China. This rare lifetime appointment entitles Perlman to privileges at the university, with which UNL has many institutional ties. Perlman also will occasionally lecture and teach at Xi'an Jiaotong University. The title is the highest honor the university awards to a foreign scholar, and recognizes Perlman as an accomplished scholar or professional of important international reputation. The award also recognizes Perlman for his significant efforts in globalizing UNL and Xi'an Jiaotong University through joint research and partnership degree programs.

His area of legal expertise lies in torts and intellectual property. He is a member of the Nebraska State and American Bar Associations and is a Life Fellow of the American Bar Association. Perlman is co-author of "Intellectual Property and Unfair Competition" (5th edition, 1998) and co-reporter for the American Law Institute's "Restatement of Unfair Competition" (1994). He serves on the Council of the American Law Institute, a leading national law reform organization and as one of Nebraska's Commissioners of Uniform State Laws. He previously served as a member of the NCAA Board of Directors and is past chair of the Bowl Championship Series Presidential Oversight Committee. He serves on the Board of Directors of the Lincoln Chamber of Commerce and is Chairman of the Board of Directors of the Nebraska Innovation Campus Development Corporation. He received the George Turner Award from the Nebraska State Bar Association for contributions to the legal profession and the Roger T. Larson Community Builder Award from the Lincoln Chamber of Commerce.

Perlman and his wife, Susan, an NU alumna, are the parents of two daughters. Anne, who earned degrees from UNL and the University of Nebraska Medical Center, practices medicine in Lincoln and is married to UNL alumnus David Spinar; they have three children; Will, Ava, and Marco, Husker fans all. Daughter Amie, who received bachelors and juris doctorate degrees from UNL, is a Nebraska assistant attorney general and is married to UNL alumnus Ron Larson; they are the parents of Caleb and Finn.

NEBRASKA'S FACULTY REPS

1931-1946	—	T.J. Thompson
1947-1958	—	Earl Fullbrook
1959-1964	—	Charles S. Miller
1965-1968	—	Merk Hobson
1969-1970	—	John R. Davis
1971-1982	—	Keith L. Broman
1982-1997	—	James O'Hanlon
1997-present	—	Josephine Potuto

Josephine (Jo) R. Potuto, the Richard H. Larson Professor of Constitutional Law, has been Nebraska's faculty representative (FAR) at the NCAA and conference level since May 15, 1997.

In 2002, Potuto was named Outstanding Faculty Athletics Representative by the All-American Football Foundation. From 2008-09 to 2011-12 she was president of the 1A FAR (FARs from FBS institutions). Among her NCAA positions, Potuto spent nine years (the maximum)

on the NCAA Division I Committee on Infractions (chair her last two years). She was one of three Big 12 Conference representatives on the NCAA Division I Management Council, and served on the NCAA Men's Gymnastics Championship Committee and an NCAA-wide (all divisions) committee to advise NCAA staff on student-athlete issues and educational programming for coaches, staff, and student-athletes.

A sports law expert, Potuto regularly lectures and consults on sports issues in general and NCAA processes in particular. She is an expert witness in litigation involving sports issues. She testified before the House Subcommittee on the Constitution regarding due process in NCAA infractions hearings.

In the past year, she has appeared in media reports in the New York Times, Los Angeles Times, USA Today, Washington Post, CBSsports.com, the Chronicle of Higher Education, and Insider Higher Ed among others. She has presented to the Knight Commission on Intercollegiate Athletics, the National Association of College and University Attorneys, the Association of Public and Land Grant Universities, the Texas Commission of Higher Education, NCAA regional conferences, law conferences and law firms, NACDA, and to universities and law colleges, including the Universities of Istanbul, Washington, Maryland, Oklahoma, Santa Clara, Arizona State, Baltimore, and Mississippi.

Potuto is a past adviser to the Uniform Law Commissioners Committee to draft a sports agent statute, has drafted rules governing search and seizure and hearings for the Nebraska Racing Commission, and also has written on issues of gender equity in college athletics. She has authored numerous articles on sports law issues. She just completed articles on NCAA treatment of student-athlete violations and on NCAA and Olympic treatment of athlete violations (co-authored with an Olympic arbitrator).

Potuto delivered the 2012 Chancellor's Distinguished Lecture. She serves on the senate's intercollegiate athletics committee. She is a past member of the UNL academic senate and also served on Nebraska's NCAA site certification steering committee.

Potuto teaches constitutional law, procedure, federal jurisdiction, and sports law. She has been a visiting professor of law at the University of Arizona, Rutgers University, the Cardozo College of Law at New York's Yeshiva University, the University of Oregon, the University of North Carolina, and Seton Hall University. She has worked as an assistant prosecutor in both the Essex and Morris County (N.J.) prosecutor's offices.

Potuto was project director and a drafter of the Uniform Law Commissioners Sentencing and Corrections Act, as well as the drafter for the Nebraska Supreme Court Committee to Draft Criminal Jury Instructions. She is the author of three books. She was elected to membership in the American Law Institute, the Nebraska State Bar Foundation, and the Douglass Society.

Potuto earned her bachelor's degree in journalism at Rutgers' Douglass College, and her master's degree in English literature at Seton Hall. She earned her juris doctorate at the Rutgers Law College.

She is a member of the bars of Nebraska and New Jersey and is admitted to practice before the U.S. Supreme Court, the U.S. Court of Appeals for the Third Circuit, and the U.S. District Courts for Nebraska and New Jersey.

UNIVERSITY OF NEBRASKA ADMINISTRATION



Hank M. Bounds, Ph.D.
President,
University of Nebraska

The Board of Regents consists of eight voting members elected by district for six-year terms, and four non-voting student Regents, one from each campus, who serve during their tenure as student body president. The board supervises the general operations of the university, and the control and direction of all expenditures. The board also includes a corporation secretary who manages all records including agendas, minutes, notices, policies and bylaws. Those documents can be found on the web at nebraska.edu/board/.

The board meets regularly, primarily in Lincoln but also in Omaha and greater Nebraska. Persons wishing to provide information to the board or to appear before it should contact: Corporation Secretary, University of Nebraska, Varner Hall, 3835 Holdrege, Lincoln, NE 68583.



Timothy Clare
Lincoln



Hal Daub
Omaha



Howard Hawks
Omaha



Bob Phares
North Platte



Jim Pillen
Columbus



Robert Schafer
Beatrice



Kent Schroeder, J.D.
Kearney



Bob Whitehouse
Omaha



Evan Calhoun
Nebraska-Kearney



Thien Chau
Nebraska-Lincoln



Andrew Shaw
Nebraska-Medical Center



Brock Lewis
Nebraska-Omaha

ATHLETIC DIRECTOR SHAWN EICHORST

SHAWN

EICHORST, J.D.

DIRECTOR OF ATHLETICS
3rd YEAR

WISCONSIN-WHITEWATER
1990



Shawn Eichorst came to the University of Nebraska in 2012 with an incredible passion for the University and for its student-athletes. As the leader of a tradition-rich athletics program with 24 intercollegiate teams, 600-plus student-athletes and more than 300 full-time employees, Eichorst has relied on a strong value system and a student-centered approach to lead the Department. Athletics' primary mission to provide student-athletes with the resources and support they need to be successful in academics, athletics and life. The health, safety and welfare of student-athletes are priority one and are at the essence of every decision made at Nebraska.

Nebraska has a history of providing first-class coaches, staff and facilities for its students. Additionally, since Eichorst arrived in Lincoln, resources and services in every student-athlete support unit have been improved and enhanced, including academics, athletic medicine, life skills, nutrition, sports psychology, strength and conditioning and in the Nebraska Athletics Performance Laboratory (NAPL).

Eichorst has continued to aggressively move Nebraska forward with several new initiatives to enhance the student-athlete experience. The Department provided state-of-the-art laptop computers to all student-athletes beginning in the summer of 2015 and the University now provides four-year, full cost of attendance-based scholarships for all scholarship student-athletes in every sport. Also beginning in the summer of 2015, every Husker letterwinner who graduates and has exhausted his or her eligibility will be provided assistance to either obtain an internship; study abroad or attend graduate or professional school.

Eichorst has made more than 350 public appearances around the state, and his monthly radio show and "Connecting on Campus" online column provide the opportunity for him to further connect and share the incredible activities, initiatives and accomplishments that take place at the University and in the Department. As a member of the Chancellor's Senior Administrative Team, Eichorst maintains a strong connection and collaboration between the University and Athletics Department.

A highly respected national leader, Eichorst was appointed in 2015 to the Division I Football Oversight Committee. He was the first Director of Athletics from any conference to visit the Big Ten Conference-based Committee on Institutional Cooperation (CIC) at its Champaign, Ill., headquarters. The CIC is a highly successful academic-based consortium of 15 schools, including all 14 in the Big Ten Conference. Nebraska is leading the Big Ten and the CIC in several areas, including Digital Humanities and head injury research.

Under Eichorst, Nebraska extended its nation-leading total of CoSIDA Academic All-Americans to 320 and its nation-leading total of NCAA Top Ten Award winners to 17, after Mary Weatherholt (women's tennis) earned the honor in 2014. In 2014-15, more than 400 awards were presented at the 25th Anniversary Student-Athlete Recognition Banquet—A Night at the Lied. Over three commencements, 118 student-athletes earned undergraduate or graduate degrees and the Big Ten Conference honored 205 Husker student-athletes with Academic All-Big Ten awards. For the first time in school history, all Nebraska teams had an NCAA Academic Progress Rate (APR) of 950 or higher, as reported in May of 2015. The Nebraska football (second consecutive year) and rifle (third consecutive year) programs received public recognition for having an APR in the top 10 percent in their respective sports. In addition, five Husker teams (women's basketball, softball, women's tennis, volleyball and women's golf) had a Graduation

ABOUT EICHORST EDUCATION

- » B.B.A., Wisconsin-Whitewater (1990);
- » Juris Doctorate, Marquette (1995)

EXPERIENCE

- » Nebraska, Director of Athletics (2013-present)
- » Miami, Director of Athletics (2011-12)
- » Wisconsin, Deputy Athletic Director (2009-11)
- » Wisconsin, Executive Associate Athletic Director (2007-09)
- » Wisconsin, Senior Associate Athletics Director (2006-07)
- » South Carolina, Senior Associate Athletic Director (2004-06)
- » Wisconsin-Whitewater, Director of Athletics (1999-2003)

FAMILY

- » Wife: Kristin;
- » Sons: Jack, Joseph and Bennett



Clockwise: Kristin, Shawn, Jack, Bennett and Joseph

Success Rate (GSR) of 100 percent, as reported in the fall of 2014.

On Dec. 4, 2014, Eichorst announced the hiring of Mike Riley as the Huskers' new head football coach. As one of the most respected and sought-after coaches in the profession, Riley's hire was highly praised by prominent members of the national media, the coaching fraternity, Riley's former players, and current and former Nebraska student-athletes. In Riley, Eichorst secured one of the finest football minds in the world and great positive-thinking teacher of young men.

In 2014-15, the Nebraska women's bowling team earned the school's seventh national title and fifth since bowling became an NCAA sport in 2004. The Husker men's track and field team won the Big Ten Indoor Championship and 13 Husker teams competed in NCAA postseason action, including bowling, football, volleyball, women's basketball, wrestling, softball, men's and women's gymnastics, rifle, and men's and women's indoor and outdoor track and field. Nebraska produced 36 All-Americans who won 51 awards.

Nebraska's fan support continues to be unparalleled in college athletics. In fact, in 2014-15 top 15 national rankings for average attendance were reached across five sports—football, volleyball, men's and women's basketball and baseball. A tribute to loyal Husker fans, two sports lead the nation with consecutive home sellout streaks, including football (340) and volleyball for regular-season action (188).

In 2013-14, Nebraska became one of only two NCAA institutions – and the first Big Ten program in history – to qualify for a football bowl game, and advance to NCAA postseason in the major team sports of volleyball, soccer, men's and women's basketball, baseball and softball. Additionally, Nebraska was the only institution to win a postseason game in six of those seven sports.

Under Eichorst's leadership, Nebraska continues to focus on improving its facilities and the game-day experience at all athletic venues. In August of 2015, Hibner Stadium and Barbara Hibner Field for soccer and the Sid and Hazel Dillon Tennis Center was completed. A new center-hung video board and sound system was installed in the Devaney Center in 2015 to improve the game-day experience for volleyball, wrestling and men's and women's gymnastics. In 2014, the largest wireless network system at a college football stadium in history was installed in Memorial Stadium, along with a state-of-the-art sound system.

In the summer of 2013, a Memorial Stadium expansion also added the innovative NAPL inside East Stadium next to the Center for Brain, Biology and Behavior (CB3). That same year, Nebraska's men's and women's basketball teams became the primary tenants at Pinnacle Bank Arena, and the renovated Devaney Center became the home for Husker volleyball, wrestling and the men's and women's gymnastics programs.

Eichorst came to Nebraska after serving as Director of Athletics at Miami in 2011 and 2012. He hired legendary men's basketball coach Jim Larrañaga, who led Miami to the NIT Second Round in his first season and ACC regular-season and tournament titles as well and the NCAA Sweet 16 in his second. The women's basketball program posted its highest national ranking in school history (No. 5) and advanced to the Second Round of the NCAA Tournament. The women's tennis team advanced to the NCAA Elite Eight for the fourth straight season, and the baseball team made its 40th consecutive NCAA appearance. The women's soccer team posted its first NCAA Tournament win in school history, and the volleyball team made its third straight NCAA Tournament trip.

Before heading to Miami, Eichorst was the Deputy Athletics Director at Wisconsin. He was the Chief Operating Officer and oversaw the department's daily operations, as well as Bo Ryan's men's basketball program under the direction of Director of Athletics and former Husker Barry Alvarez.

From 2004 to 2006, Eichorst served as the Senior Associate Athletics Director for Administration at South Carolina, overseeing the department's daily operations, as well as the football and baseball programs under legendary coaches Lou Holtz, Steve Spurrier and Ray Tanner, respectively.

From 1999 to 2003, Eichorst served as the Director of Athletics at Wisconsin-Whitewater, which produced four top 10-percent finishes in the NACDA Directors Cup, one NCAA team title and two NCAA runner-up finishes. The program also featured 11 CoSIDA Academic All-America selections.

A native of Lone Rock, Wis., Eichorst was an all-conference defensive back, three-time letterwinner and 1990 football team captain for the University of Wisconsin-Whitewater. He graduated magna cum laude in business from UW-Whitewater in 1990 and in 2015 was awarded the Distinguished Alumni Award for Professional Achievement. He earned a law degree from Marquette Law School in 1995, practiced law in Milwaukee until 1999 and is a past member of the State Bar of Wisconsin Board of Governors. He served as an assistant adjunct professor of law at Marquette, where he taught classes in sports law. He serves on the Marquette University National Sports Law Institute Board of Advisors and in 2006, Marquette awarded Eichorst the Sports Law Alumnus of the Year Award. He is also a graduate of the Sports Management Institute and serves on its Executive Committee.

Shawn and his wife Kristin have three sons: Jack, Joseph and Bennett.

EXECUTIVE ASSOCIATE ATHLETIC DIRECTOR MARC BOEHM

MARC

BOEHM

EXECUTIVE ASSOCIATE ATHLETIC DIRECTOR
12th YEAR

KANSAS STATE
1984



A member of the Nebraska Athletics senior administration since May 2003, Marc Boehm (pronounced BAME) serves as executive associate athletic director and is the top assistant to the Director of Athletics. Boehm fulfills the director's responsibilities in his absence and also serves as the department's chief operating officer.

Boehm oversees the efforts of several areas within athletics, including the Nebraska Athletic Development office, ticket operations, event management and guest services. He also oversees the Nebraska men's and women's basketball programs. Boehm serves as the liaison to Pinnacle Bank Arena, the NU Foundation and the Nebraska Alumni Association.

Boehm, who previously oversaw the efforts of the facilities, marketing, media relations and HuskerVision areas within the athletic department, played a primary role in negotiations for Nebraska's contract extension with IMG College Sports. To date, it is the largest multi-media rights contract in college athletics.

As the primary administrator for the NU basketball programs, Boehm played an integral role in the hiring of Tim Miles as the Huskers' new coach in March of 2012. In 2013-14, Miles earned the Jim Phelan Award as the national coach of the year, after capturing Big Ten Coach-of-the-Year honors from his peers earlier in the season.

Boehm also played a lead role during the men's and women's basketball programs moved into Pinnacle Bank Arena in 2013-14. He also worked to help develop Nebraska's new practice facility - the Hendricks Training Complex - which opened in October of 2011.

Boehm has worked to create a fan-friendly atmosphere at men's and women's basketball, leading to record-setting attendance and season ticket sales for both programs.

In 2013-14, the men's basketball program sold out its season tickets for the entire season in May of 2013 in anticipation of the first season at Pinnacle Bank Arena and Coach Miles' second Husker team. The more than 15,000 Husker fans that packed the new arena watched the Big Red roll to a 15-1 home record on their way to the 2014 NCAA Tournament. It was the fifth postseason trip for the men's basketball program since Boehm's arrival.

NU ranked 13th nationally in average home attendance (15,419) on its way to a top-four regular-season finish with an 11-7 record in the powerful Big Ten Conference while going 19-13 overall.

Under Boehm's supervision, Coach Connie Yori's women's basketball program has enjoyed the most success in school history over the past eight years. The Husker women have earned six NCAA Tournament bids, including a pair of NCAA Sweet 16 appearances in 2010 and 2013 and two more trips to the NCAA second round. The Huskers have produced the four highest

single-season win totals in NU history over the past five years. The Big Red have also finished the season ranked in the top 25 in four of the past five seasons - the first four top-25 final national rankings in school history.

In 2013-14, Yori's Huskers won their first-ever conference tournament title, claiming the Big Ten crown with a 3-0 run at Bankers Life Fieldhouse in Indianapolis. The Huskers finished with a 26-7 overall record that included a 12-4 Big Ten mark for the second straight year. NU earned a No. 4 seed in the NCAA Tournament and advanced to the second round.

Boehm also played a lead role in bringing NCAA Tournament basketball back to Lincoln for the first time since 1993, as the Husker women played host to the NCAA Lincoln Regional. Eventual national champion Connecticut, Texas A&M, DePaul and BYU battled it out for a spot in the 2014 NCAA Women's Final Four. The two sessions attracted well over 17,000 fans as one of the most successful sites in the tournament.

During the regular season, the Husker women ranked No. 8 nationally in total home attendance with more than 110,000 fans flocking to the arena as the Huskers tied a school record with 16 home victories. NU's average home attendance of 6,161 fans per game ranked 11th in the country.

Yori, who joined Miles in winning Big Ten Coach-of-the-Year honors from the conference coaches in 2014, earned her third league coach-of-the-year award in the last five seasons. She was also a consensus national coach-of-the-year in 2010.

Boehm, who played a significant role in aiding Nebraska's functional transition to the Big Ten Conference in 2011-12, was also instrumental in conceptualizing and developing the Husker Nation Pavilion, which is the premier pregame event around home football games.

Boehm also took the lead role in obtaining First National Bank and Ameritas as premier sponsors for the Nebraska Athletic Department for a combined deal worth more than \$7 million over a three-year period. First National Bank and Ameritas joined Verizon, Pepsi and adidas as premier corporate sponsors for Husker athletics.

Boehm held the same position at Pittsburgh from 1997 to 2003. Boehm assisted in the rise of the Panthers' basketball program with the men's team posting back-to-back Sweet 16 appearances in the NCAA Tournament. During construction of the Panthers' new athletic facilities, Boehm played a central role in Pitt's athletic teams moving to the UPMC Sports Performance Complex, Heinz Field and the Petersen Events Center.

Boehm served as interim athletic director at Pittsburgh for nearly five months before coming to Nebraska. During that time, he hired men's basketball head coach Jamie Dixon.

Boehm also spent five years as associate executive director of the Tostitos Fiesta Bowl. He directed and managed a 125-member fund-raising committee of Arizona business people responsible for generating more than \$4.5 million in cash and in-kind partnerships. Previously he spent four years as associate executive director and public relations director of the Sun Bowl from 1987 to 1991.

Born in Grand Island, Boehm earned his bachelor's degree in communications from Kansas State in 1984 and added a master's degree in sports management from St. Thomas (Fla.) University in 1985. Boehm and his wife, the former Janelle Broderick of Minot, N.D., have three boys, Broderick, Christian and Lukas John.

STUDENT-ATHLETE SERVICES & EXPERIENCE MANAGEMENT TEAM



Chris Anderson
Associate A.D./Community,
Governmental & Charitable
Relations



Bob Burton
Senior Associate A.D./Facilities &
Capital Planning



John Jentz
Executive Associate A.D./CFO/
Business Office



Dennis Leblanc
Executive Associate A.D./
Academics



Pat Logsdon
Executive Associate A.D./SWA/
Administration



Diane Mendenhall
Associate A.D./Development &
Ticket Operations



Jamie Vaughn
Senior Associate A.D./Compliance



Steve Waterfield
Executive Associate A.D./
Performance & Strategic Research



David Witt
Senior Associate A.D./Marketing
and Communications



Keith Zimmer
Senior Associate A.D./Life Skills
& N Club

ATHLETICS DEPARTMENT STAFF



Holly Adam
Assistant A.D./
Ticketing



Lonnie Albers, M.D.
Associate A.D./
Athletic Medicine



Brandon Armstrong
Assistant Athletic
Trainer



Mike Arthur
Director of Strength
& Conditioning
Performance Research



Melissa Baack
Business Office
Accountant



Torrey Ball
Assistant Director
of Fan Experience



Alvin Banks
Coordinator of Student-
Athlete Development



Ridge Barber
Digital Media
Content Producer



Chelsea Barr
Assistant Strength
Coach



Tyler Bassinger
Video Production
Specialist



Jonathan Bateman
Compliance Coordinator



Deveron Baxter
Training Table
Team Leader



Traci Becker
Accounting Clerk



Jamie Belt
Assistant Strength
Coach



Tyson Billings
Assistant Ticket Manager



Derek Bond
Event Management
Specialist



Daniel Bottcher
Building Services
Technician



Daisymae Brayton
Human Resources
Director



Kimberly Brick
Custodial Supervisor



Brad Brown
Assistant Athletic Trainer



Jan Brown
Director of
Business Operations



Stacey Burling
Life Skills Coordinator



Jessica Calvi
NAPL Post-Doc
Research Associate



Juanita Carstens
Capital Planning,
Construction & Events
Secretary



Chad Carter
Electrician



Misty Carter
Training Table Supply &
Distribution Clerk



Whitney Cave
Assistant Ticket
Manager



Gui Cesar
NAPL Post-Doc
Research Associate



Brandon Champion
Event Management
Specialist



Chad Chiesa
IT Operations
Manager



**Angela
Christ-Zemunski**
Assistant Ticket
Manager



David Clare, M.D.
Team Physician,
Orthopaedic Surgeon



Kayla Conrad
Life Skills
Coordinator



Karen Cook
Husker Power
Staff Secretary



Darcy Crandall
Huskers Authentic
Assistant Store,
Events Manager



Kim Daniel
Custodial Supervisor



Matt Davidson
Director of Events



Mike Dobbs
Development
Fundraising Officer



Ryan Donahoe
Plumber/Pipefitter
Devaney Sports Center



Kayln Doyle
Compliance Coordinator



Tom Dufresne
Assistant Athletic Trainer



**Robert Dugas,
M.D.**
Athletic Medicine
Chief of Staff



Andrea Einspahr
Learning Specialist



Jolene Emricson
Assistant Athletic Trainer



Anton Engel
Guest Relations,
Security Attendant



Boyd Epley
Assistant A.D./Strength
and Conditioning



Andrew Ervin
Assistant Strength Coach



Jane Farrell
Personnel and Payroll
Associate



Mary Fisher
Custodian/Events Setup



Dan Floyd
Director of Information
Technology



Derek Freeman
Director of
Annual Giving



Lindsey Freeman
Premium Seating &
Events Coordinator



Shawn Gariboy
Dining Service Associate



Herman Gesch
Guest Relations,
Security Attendant



Holly Glenn
Compliance Secretary



Randy Gobel
Assistant Director of
Facilities (Devaney)



Mike Greenfield
Building Services
Manager



Andrew Greer
Assistant Director of
Development/Ticketing
Relations



**Brittany
Gruntorad**
Assistant Ticket
Manager



Scott Guthrie
Broadcast Engineer



Anne Hackbart
Project Coordinator



Jami Hagedorn
Director of Business
Enterprises



Janell Hall
Director of Concessions
Operations



Nancy Hamann
Dining Service Associate



Drew Hamblin
Assistant Athletic
Trainer



Sarah Hannon
Coordinator



Brett Hansen
Help Desk Manager



Chynna Hardy
Capital Projects
Coordinator



Jack Harper
Custodian, Events Setup



**Justin Harris,
M.D.**
Team Physician,
Orthopaedic Surgeon



Lauren Harris
Assistant Director
Strength & Conditioning



Bryan Harrod
Assistant Director
Assistant Manager

ATHLETICS DEPARTMENT STAFF



Kirk Hartman
Executive Director of
Video Production



Ryan Hasenkamp
NAPL Post-Doc
Research Associate



Brett Haskell
Athletic Psychologist



Sheri Hastings
Academic Counselor



Caleb Hawley
Academic Counselor



Eric Haynes
Assistant A.D.
for Facilities



Tim Henrichs
Event Management
Specialist



Kevin Herbel
Director of Planning
and Reporting



Jared Hertzell
Turfgrass Manager



Jean Hinton
Business Office
Associate



Mike Hodges
Video Services
Coordinator



Amanda Holzwarth
Video Production
Coordinator



Matt Honnor
Custodian, Events Setup



Phil Hood
Trade Supervisor



Ruth Hood
Dining Service Associate



Denise Howell
Learning Specialist



Leah Huber
Academics
Administrative Assistant



Ben Huenemann
Capital Planning
Assistant



Butch Hug
Associate A.D./
Facilities



Syed Hussain
Guest Relations,
Security Attendant



John Ingram
Associate A.D./
Capital Planning &
Construction



Brad Isham
Capital Projects
Coordinator



Tommy Jensen
Assistant Director of
Sports Nutrition



Katie Jewell
Associate Director of
Academic Programs



Amy Johnson
Business Office
Associate



Willie Jones
Assistant Strength Coach



Jena Johnson
Assistant Director of
Compliance for Student-
Athlete Services



Patrick Kelly
Senior
Security Attendant



Marcia Kennedy
Assistant Athletic Trainer



Jeff Kinnison
Custodian/
Events Setup



Eric Kissinger
Guest Relations,
Security Attendant



Shot Kleen
Assistant A.D./
HuskerVision



Lonna Kliment
Director of Licensing



Brian Kmita
Assistant Strength Coach



Kyle Kotrous
Assistant
Equipment Manager



Alex Kringer
Chief Development
Officer



Dale Kruse
Director of Athletic
Food Service



Mitzi Lenz
Executive Assistant,
Administration



Lisa Loewenstein
Assistant Athletic Trainer



Marlon Lozano
Spirit Squad Manager



Greg Luedtke
Huskers Authentic Arena
Store Manager



Leiani Madrigal
NAPL Post-Doc
Research Associate



Jennifer Matlock
Dining Service Associate



Mark Mayer
Head Football
Athletic Trainer



**Danny
McEntarffer**
Guest Relations,
Security Attendant



Alan Moore
Electrician



Kelly Mosier
Assistant A.D./Digital
Communications



Erynn Nicholson
Spirit Squad
Head Coach



Mike Nieman
Academic Counselor



Diane Nietfeldt
Shipping and
Receiving Clerk



Lucas Novotny
Assistant Strength
Coach



Chris Pankonin
Game
Production Specialist



**Maria
Perez-Segovia**
Dining Service Associate



Patricia Peterson
Asst. Director of
Compliance for
Legislation & Recruiting



Jon Pfeifer
Assistant Strength
Coach



Mark Philipp
Head Football
Strength Coach



John Phillips
Huskers Authentic
Senior Event Sales
Associate



Jack Pierce
Athletic Development
Fundraising Officer



Marvin Potter
Trade Supervisor



Jenni Puchalla
Development
Administrative Assistant



Timothy Rabas
Assistant
Strength Coach



Laure Ragoss
Assistant A.D./
Compliance



Kevin Raguse
Video Production
Specialist



Jack Ransone
NAPL Director



Rox Rasmussen
Director of
Concessions Events



Jason Rathe
Assistant A.D./ Marketing
& Fan Experience



Kristi Reetz
Ticket Operations
Director



Tom Reinhart
Guest Relations,
Security Attendant



Lindsey Remmers
Director of
Sports Nutrition



Brian Rempe
Custodian/Events Setup



Juan Rico
Microcomputer Specialist



Joann Ross
Learning Specialist

ATHLETICS DEPARTMENT STAFF



Jacob Royal
Assistant Turfgrass
Manager




Jeff Rudy
Assistant Athletic Trainer



Rusty Ruffcorn
Women's Basketball
Strength Coach



George Scheel
Guest Relations,
Security Attendant



Kim Schellpeper
Associate Director of
Academic Programs



Steve Schaffer
Development & Ticketing
Communications Manager



Nancy Schneider
Floor Manager PBA/Events
Manager



Amy Seiler
Massage Therapist



Sam Sharpe
Guest Relations,
Security Attendant



John Shaw
Building Service
Technician



Michael Steele
Executive Chef



Ashley Stone
Life Skills
Coordinator



Heather Strope
Accounting Associate



Todd Stull, M.D.
Director of Sports
Psychology



Kathryn Swanson
Dining Service Associate



Jay Terry
Equipment Manager



Mary Timblin
Sports Nutrition
Administrative Assistant



Matt Tomjack
Assistant Director
of Fan Experience



Steve Torske
Building & Grounds
Supervisor



Julie Tuttle
Assistant Athletic Trainer



Denton Underwood
Academics Computer
Hardware Technician



John Varrati
Custodial Supervisor



Ashley Vaughn
Development Officer



Jerry Weber
Associate Director of
Athletic Medicine/Head
Athletic Trainer



Tyler Weeda
Assistant Athletic Trainer



Andy Wenstrand
Web & Digital Media
Design Specialist



Erin Widrig
Assistant Equipment
Manager



Jackie Wilken
Athletic Medicine
Administrative
Coordinator



**Karen Williamson
Conway**
Assistant Ticket Manager



Jordan Wilson
Life Skills Coordinator



Linda Ybarra
Capital Planning and
Construction
Administrative Assistant



Randy York
Athletics Department
Senior Writer



Tucker Zeleny
Director Sports Analytics/
Data Analysis



Lynn Zhang
Assistant Director of Sports
Nutrition

OPPONENTS



TAI WEBSTER

2016 NCAA TOURNAMENT



2016 NCAA TOURNAMENT

68-Team Field Announcement
Sunday, March 13, 2016

First Four

Tuesday-Wednesday, March 15-16, 2016
Site (host): Dayton, Ohio: University of Dayton Arena (University of Dayton)

First/Second Rounds

Thursday and Saturday, March 17 and 19, 2016
Site (host): Providence, R.I.; Dunkin Donuts Center (Providence College)
Site (host): Des Moines, Iowa.; Wells Fargo Arena (Iowa State University)
Site (host): Raleigh, N.C.; PNC Arena (North Carolina State University)
Site (host): Denver, Colo.; Pepsi Center (Mountain West Conference)

Friday and Sunday, March 18 and 20, 2016

Site (host): Brooklyn, N.Y.; Barclays Center (Atlantic 10 Conference)
Site (host): St. Louis, Mo.; Scottrade Center (Missouri Valley Conference)
Site (host): Oklahoma City, Okla.; Chesapeake Energy Arena (Big 12 Conference)
Site (host): Spokane, Wash.; Spokane Veterans Memorial Arena (University of Idaho)

NCAA Regionals (South/West)

Thursday and Sunday, March 24 and 26, 2016
Site (host): Louisville, Ky; KFC YUM! Center (University of Louisville)
Site (host): Anaheim, Calif.; Honda Center (Big West Conference)

NCAA Regionals (East/Midwest)

Friday and Sunday, March 25 and 27, 2016
Site (host): Chicago, Ill.; United Center (Big Ten Conference)
Site (host): Philadelphia, Pa.; Wells Fargo Center (LaSalle University)

Final Four

Saturday and Monday, April 2 and 4, 2016
Tentative Tip-off times are 5:07 p.m. and 8:18 p.m. Central Time
Site (host): Houston Texas.; Reliant Stadium (Rice University and University of Houston)

FUTURE FINAL FOUR SITES

April 1 & 3, 2017 at University of Phoenix Stadium in Glendale, Ariz.
March 31 and April 2, 2018 at Alamodome in San Antonio, Texas
2019 (Dates TBA) at U.S. Bank Stadium in Minneapolis, Minn.
2020 (Dates TBA) at Mercedes-Benz Stadium in Atlanta, Ga.
2021 (Dates TBA) at Lucas Oil Stadium in Indianapolis, Ind.



Wisconsin at Maryland	5 p.m.	5/6 Maryland at Indiana	TBD
Penn State at Nebraska	5 p.m.	Ohio State at Michigan State	TBD
Illinois at Northwestern	7 p.m.	Wisconsin at Purdue	TBD
14 Indiana at Michigan State	Noon	9 Big Ten Tournament Game 1	3:30 p.m.
Minnesota at Iowa	6:30 p.m.	Big Ten Tournament Game 2	6 p.m.
16 Northwestern at Purdue	6 p.m.	10 Big Ten Tournament Game 3	11 a.m.
Michigan at Ohio State	6 p.m.	Big Ten Tournament Game 4	1:30 p.m.
Rutgers at Illinois	8 p.m.	Big Ten Tournament Game 5	5:30 p.m.
		Big Ten Tournament Game 6	8 p.m.
17 Iowa at Penn State	5:30 p.m.	11 Big Ten Tournament Game 7	11 a.m.
Nebraska at Indiana	7:30 p.m.	Big Ten Tournament Game 8	1:30 p.m.
		Big Ten Tournament Game 9	5:30 p.m.
		Big Ten Tournament Game 10	8 p.m.
18 Maryland at Minnesota	7 p.m.	12 Big Ten Tournament Semifinal 1	Noon
Wisconsin at Michigan State	8 p.m.	Big Ten Tournament Semifinal 2	2:30 p.m.
20 Penn State at Rutgers	Noon	13 Big Ten Tournament Championship	2:30 p.m.
Purdue at Indiana	6/8 p.m.		
21 Michigan at Maryland	Noon/6:30 p.m.		
Illinois at Wisconsin	Noon/6:30 p.m.		

All times listed are Central; Dates and times subject to change

Schedule Key

- [1] Inaugural Gavitt Tipoff Games (campus sites)
- [2] Champions Classic (Chicago, Ill.)
- [3] Puerto Rico Tip-Off (San Juan, P.R.)
- [4] CONSOL Energy Center, Pittsburgh, Pa.
- [5] 2K Classic benefiting Wounded Warrior Project (New York, N.Y.)
- [6] Hall of Fame Tip-Off Tournament (Uncasville, Conn.)
- [7] Maui Jim Maui Invitational (Maui, Hawaii)
- [8] CBE Hall of Fame Classic (Kansas City, Mo.)
- [9] Men Who Speak Up Main Event (Las Vegas, Nev.)
- [10] Cancun Challenge (Cancun, Mexico)
- [11] Battle 4 Atlantis (Paradise Island, Bahamas)
- [12] Advocare Invitational (Orlando, Fla.)
- [13] Wooden Legacy (Fullerton, Calif.)
- [14] Emerald Coast Classic (Niceville, Fla.)
- [15] Barclays Center Classic Presented by Honda (Brooklyn, N.Y.)
- [16] Basketball Hall of Fame Invitational (Miami, Fla.)
- [17] 17th Annual Big Ten/ACC Challenge (campus sites)
- [18] Madison Square Garden, New York, N.Y.
- [19] United Center, Chicago, Ill.
- [20] Rec Hall, University Park, Pa.
- [21] Sanford Pentagon, Sioux Falls, S.D.
- [22] Crossroads Classic (Bankers Life Fieldhouse, Indianapolis, Ind.)
- [23] CBS Sports Classic (Barclays Center, Brooklyn, N.Y.)
- [24] Hy-Vee Big Four Classic (Wells Fargo Arena, Des Moines, Iowa)
- [25] Royal Farms Arena, Baltimore, Md.
- [26] Palace of Auburn Hills (Auburn Hills, Mich.)
- [27] Continental Tire Las Vegas Classic (Las Vegas, Nev.)
- [28] Braggin' Rights Classic (Scottrade Center, St. Louis, Mo.)
- [29] Super Saturday - College Hoops & Hockey (Madison Square Garden, New York, N.Y.)

MARCH

1 Purdue at Nebraska	7 p.m.
Indiana at Iowa	8 p.m.
2 Michigan State at Rutgers	6 p.m.
Wisconsin at Minnesota	8 p.m.
3 Illinois at Maryland	6 p.m.
Northwestern at Penn State	8 p.m.
5 Minnesota at Rutgers	Noon
Iowa at Michigan	7 p.m.
6 Illinois at Penn State	11 a.m.
Nebraska at Northwestern	1 p.m.



NON-CONFERENCE OPPONENTS

MISSISSIPPI VALLEY STATE

Nov. 14 | TBA | BTN Plus

General Info

Location Itta Bena, Miss.
 Founded 1950
 Enrollment 2,452
 Nickname Delta Devils
 Colors Forest Green and White
 President Dr. William Bynum
 Athletics Director Diantha Ford-Kee
 Conference Southwestern Athletic
 Arena R.W. Harrison HPER Complex (5,000)
 Website svsports.com
 MBB Twitter @MVSUDevilSports

Team Information

2014-15 Record 6-26 (5-13, 8th)
 Lettermen R/L 7/3
 Starters R/L 2/3

Series Information

Overall First Meeting
 In Lincoln First Meeting
 Last Meeting N/A

Head Coach

Head Coach (Year) Andre Payne (Alabama A&M, 1998)
 Record at School 6-26 (One season)
 Overall Record 245-209 (13 seasons)

Media Relations

Basketball Contact LaMonica Scott
 Office/Cell (662) 254-8378/(318) 394-1336
 Email lamonica.scott@msvu.edu
 Press Row Phone (662) 236-1931

SOUTHEASTERN LOUISIANA

Nov. 22 | 6 p.m. | BTN

General Info

Location Hammond, La.
 Founded 1925
 Enrollment 15,802
 Nickname Lions
 Colors Green and Gold
 President Dr. John Crain
 Athletics Director Jay Artigues
 Conference Southland
 Arena University Center (7,500)
 Website Lionsports.net
 MBB Twitter @sluathletics

Team Information

2014-15 Record 9-12 (6-12, 11th)
 Lettermen R/L 6/6
 Starters R/L 2/3

Series Information

Overall Nebraska leads, 1-0
 In Lincoln Nebraska leads, 1-0
 Last Meeting Nebraska 77, Southeastern La. 59 (1/5/10)

Head Coach

Head Coach (Year) Jay Ladner (Southern Miss, 1988)
 Record at School 9-23 (One seasons)
 Overall Record Same

Media Relations

Basketball Contact Damon Sunde
 Office/Cell (985) 549-3774/(225) 938-5987
 Email damon.sunde@southeastern.edu
 Press Row Phone (985) 549-2326

VILLANOVA

Nov. 17 | 7:30 p.m. (CT) | Fox Sports 1

General Info

Location Villanova, Pa.
 Founded 1842
 Enrollment 6,200
 Nickname Wildcats
 Colors Blue and White
 President Rev. Peter M. Donohue, O.S.A.
 Athletics Director Mark Jackson
 Conference Big East
 Arena The Pavilion (6,500)
 Website villanova.com
 MBB Twitter @NovaMBB

Team Information

2014-15 Record 33-3 (16-2, 1st)
 Lettermen R/L 10/3
 Starters R/L 2/3

Series Information

Overall Villanova leads, 2-0
 In Philadelphia First Meeting
 Last Meeting Villanova 75, Nebraska 60 (11/19/98)

Head Coach

Head Coach (Year) Jay Wright (Bucknell, 1983)
 Record at School 319-152 (14 seasons)
 Overall Record 441-237 (21 seasons)

Media Relations

Basketball Contact Mike Sheridan
 Office/Cell (610) 519-4145/(610) 999-7558
 Email michael.sheridan@villanova.edu
 Press Row Phone (610) 519-7290

ARKANSAS PINE BLUFF

Nov. 24 | 7 p.m. | BTN Plus

General Info

Location Pine Bluff, Ark.
 Founded 1873
 Enrollment 2,615
 Nickname Golden Lions
 Colors Black and Gold
 Chancellor Dr. Laurence B. Alexander
 Athletics Director Lonza Hardy Jr.
 Conference Southwestern Athletic
 Arena H.O. Clemmons Arena (4,500)
 Website uapblionsroar.com
 MBB Twitter @UAPBathletics

Team Information

2014-15 Record 13-19 (9-9, t-5th)
 Lettermen R/L 10/4
 Starters R/L 3/2

Series Information

Overall Nebraska leads, 4-0
 In Lincoln Nebraska leads, 4-0
 Last Meeting Nebraska 83, UAPB 40 (11/15/10)

Head Coach

Head Coach (Year) George Ivory (Miss. Valley St., 1988)
 Record at School 59-131 (Seven seasons)
 Overall Record Same

Media Relations

Basketball Contact Ronnie Johnson
 Office/Cell (870) 575-7949/(850) 284-7754
 Email johnsonrt@uapb.edu
 Press Row Phone (870) 543-8210

DELAWARE STATE

Nov. 19 | 7 p.m. | BTN Plus

General Info

Location Dover, Del.
 Founded 1981
 Enrollment 4,500
 Nickname Hornets
 Colors Columbia Blue and Red
 President Dr. Harry L. Williams
 Athletics Director Louis "Skip" Perkins
 Conference Mid-Eastern Athletic
 Arena Memorial Hall (3,000)
 Website dsuhornets.com
 MBB Twitter @DSUHornets

Team Information

2014-15 Record 18-18 (9-7, 5th)
 Lettermen R/L 8/5
 Starters R/L 1/4

Series Information

Overall Nebraska leads, 3-0
 In Lincoln Nebraska leads, 3-0
 Last Meeting Nebraska 68, Delaware State 39 (12/8/03)

Head Coach

Head Coach (Year) Keith Walker (Clemson, 1981)
 Record at School 24-24 (Two seasons)
 Overall Record 114-126 (Nine seasons)

Media Relations

Basketball Contact Dennis Jones
 Office/Cell (302) 857-6068/(302) 270-6088
 Email djones@desu.edu
 Press Row Phone (302) 730-5236

CINCINNATI

Nov. 27 | 5:30 p.m. | TBA | Barclays Classic

General Info

Location Cincinnati, Ohio
 Founded 1819
 Enrollment 44,096
 Nickname Bearcats
 Colors Red and Black
 President Dr. Santa J. Ono
 Athletics Director Mike Bohn
 Conference American Athletic
 Arena Fifth Third Arena (13,176)
 Website GoBEARCATS.com
 MBB Twitter @GoBearcatsMBB

Team Information

2014-15 Record 23-11 (14-5, 3rd)
 Lettermen R/L 5/0
 Starters R/L 9/2

Series Information

Overall Cincinnati leads, 4-1
 In Lincoln Nebraska leads, 1-0
 Last Meeting NU 56, Cincinnati 55 (2OT) (12/13/2014)

Head Coach

Head Coach (Year) Mick Cronin (Cincinnati, 1997)
 Record at School 185-118 (Nine seasons)
 Overall Record 254-142 (12 seasons)

Media Relations

Basketball Contact Andre Foushee
 Office/Cell (513) 556-5182/(859) 797-7871
 Email Andre.Foushee@uc.edu
 Press Row Phone (513) 556-3800

GEORGE WASHINGTON (POTENTIAL OPPONENT)

Nov. 28 | 11 a.m./1:30 p.m. | TBA | Barclays Classic

General Info

Location Washington, D.C.
 Founded 1821
 Enrollment 25,000
 Nickname Colonials
 Colors Buff & Blue
 President Steven Knapp
 Athletics Director Patrick Nero
 Conference Atlantic 10
 Arena Charles E. Smith Center (4,338)
 Website GWsports.com
 MBB Twitter @GW_MBB

Team Information

2014-15 Record 22-13 (10-8, t6th)
 Lettermen R/L 7/5
 Starters R/L 3/2

Series Information

Overall George Washington leads, 1-0
 In Lincoln N/A
 Last Meeting George Washington 41, NU 22 (1/2/1937)

Head Coach

Head Coach (Year) Mike Lonergan (Catholic, 1988)
 Record at School 69-60 (Four seasons)
 Overall Record 446-216 (22 seasons)

Media Relations

Basketball Contact Justin Moore
 Office (202) 994-8604
 Email justinmoore@email.gwu.edu
 Press Row Phone (202) 994-1776

ABILENE CHRISTIAN

Dec. 5 | 1 p.m. | BTN Plus

General Info

Location Abilene, Texas
 Founded 1906
 Enrollment 4,400
 Nickname Wildcats
 Colors Purple and White
 President Dr. Phil Schubert
 Athletics Director Lee De Leon
 Conference Southland
 Arena Moody Coliseum (4,000)
 Website acusports.com
 MBB Twitter @ACUsports

Team Information

2014-15 Record 10-21 (4-14, 12th)
 Lettermen R/L 5/7
 Starters R/L 3/2

Series Information

Overall First Meeting
 In Lincoln First Meeting
 Last Meeting N/A

Head Coach

Head Coach (Year) Jon Golding (Abilene Christian, 1999)
 Record at School 45-71 (Four seasons)
 Overall Record Same

Media Relations

Basketball Contact Lance Fleming
 Office/Cell (325) 665-3543/(325) 674-2693
 Email fleming@acu.edu
 Press Row Phone (325) 665-3543

TENNESSEE (POTENTIAL OPPONENT)

Nov. 28 | 11 a.m./1:30 p.m. | TBA | Barclays Classic

General Info

Location Knoxville, Tenn.
 Founded 1794
 Enrollment 27,410
 Nickname Volunteers
 Colors Orange & White
 Chancellor Dr. Jimmy Cheek
 Athletics Director Dave Hart
 Conference Southeastern
 Arena Thompson-Boling Arena (21,678)
 Website UTsports.com
 MBB Twitter @Vol_Hoops

Team Information

2014-15 Record 16-16 (7-11, 10th)
 Lettermen R/L 7/4
 Starters R/L 3/2

Series Information

Overall Nebraska leads, 2-0
 In Lincoln Nebraska leads, 1-0
 Last Meeting Nebraska 62, Tennessee 61 (12/30/04)

Head Coach

Head Coach (Year) Rick Barnes (Lenoir-Rhyne, 1977)
 Record at School 0-0 (First season)
 Overall Record 604-314 (28 seasons)

Media Relations

Basketball Contact Tom Satkowiak
 Office/Cell (865) 974-7501/(865) 696-2897
 Email tomsid@tennessee.edu
 Press Row Phone (865) 974-0110

CREIGHTON

Dec. 9 | 7 p.m. | CBS Sports Network

General Info

Location Omaha, Neb.
 Founded 1878
 Enrollment 8,236
 Nickname Bluejays
 Colors Blue and White
 President Rev. Daniel S. Hendrickson, S.J., Ph.D.
 Athletics Director Bruce Rasmussen
 Conference Big East
 Arena CenturyLink Center Omaha (17,390)
 Website Gocreighton.com
 MBB Twitter @BluejayMBB

Team Information

2013-14 Record 14-19 (4-14, t9th)
 Lettermen R/L 9/8
 Starters R/L 1/4

Series Information

Overall Nebraska leads, 25-23
 In Omaha Creighton leads, 16-9
 Last Meeting Creighton 65, Nebraska 55 (12/7/2014)

Head Coach

Head Coach (Year) Greg McDermott (Northern Iowa, 1988)
 Record at School 121-57 (Five seasons)
 Overall Record 401-252 (21 seasons)

Media Relations

Basketball Contact Rob Anderson
 Office/Cell (402) 280-5544/(402) 660-5854
 Email randerson@creighton.edu
 Press Row Phone (402) 599-6640

MIAMI

Dec. 1 | 8 p.m. | ESPN

General Info

Location Coral Gables, Fla.
 Founded 1925
 Enrollment 16,188
 Nickname Hurricanes
 Colors Orange, Green & White
 President Dr. Julio Frenk
 Athletics Director Blake James
 Conference Atlantic Coast Conference
 Arena BankUnited Center (7,972)
 Website HurricaneSports.com
 MBB Twitter @CanesHoops

Team Information

2014-15 Record 25-13 (10-8, 6th)
 Lettermen R/L 4/1
 Starters R/L 7/3

Series Information

Overall Nebraska leads, 4-1
 In Lincoln Nebraska leads, 2-0
 Last Meeting Nebraska 60, Miami 49 (12/4/13)

Head Coach

Head Coach (Year) Jim Larrañaga (Providence, 1971)
 Record at School 91-49 (Four seasons)
 Overall Record 561-383 (31 seasons)

Media Relations

Basketball Contact Amy LaBrie
 Office/Cell (813) 410-1194
 Email labrie@miami.edu
 Press Row Phone (305) 284-2111



Tai Webster scored all nine of his points in the second half and in the two overtimes of Nebraska's 56-55 win over Cincinnati in 2014.

NON-CONFERENCE OPPONENTS

RHODE ISLAND

Dec. 13 | 1 p.m. | ESPN3/WatchESPN

General Info

Location Kingston, R.I.
 Founded 1892
 Enrollment 16,392
 Nickname Rams
 Colors Keaney Blue, Dark Blue, White
 President Dr. David Dooley
 Athletics Director Thorr Bjorn
 Conference Atlantic 10
 Arena Thomas M. Ryan Center (7,657)
 Website GoRhody.com
 MBB Twitter @RhodyMBB

Team Information

2014-15 Record 23-10 (13-5, t2nd)
 Lettermen R/L 7/5
 Starters R/L 4/1

Series Information

Overall Tied, 1-1
 In Lincoln Nebraska leads, 1-0
 Last Meeting Rhode Island 66, NU 62 (OT) (11/22/2014)

Head Coach

Head Coach (Year) Dan Hurley (Seton Hall, 1996)
 Record at School 45-49 (Three seasons)
 Overall Record 83-72 (Five seasons)

Media Relations

Basketball Contact Mike Laprey
 Office/Cell (401) 874-2401/(401) 829-3747
 Email mlaprey@uri.edu
 Press Row Phone (401) 874-5359

SAMFORD

Dec. 20 | 6 p.m. | BTN

General Info

Location Birmingham, Ala.
 Founded 1841
 Enrollment 5,206
 Nickname Bulldogs
 Colors Red and Blue
 President Dr. Andrew Westmoreland
 Athletics Director Martin Newton
 Conference Southern
 Arena Pete Hanna Center (5,000)
 Website SamfordSports.com
 MBB Twitter @samford_sports

Team Information

2014-15 Record 13-19 (6-12, 9th)
 Lettermen R/L 8/7
 Starters R/L 2/3

Series Information

Overall First Meeting
 In Lincoln First Meeting
 Last Meeting N/A

Head Coach

Head Coach (Year) Scott Padgett (Kentucky, 1999)
 Record at School 13-19 (One season)
 Overall Record Same

Media Relations

Basketball Contact Zac Schrieber
 Office/Cell (205) 726-2802/(205) 532-3476
 Email zdschrie@samford.edu
 Press Row Phone (205) 726-2377

PRAIRIE VIEW A&M

Dec. 22 | 7 p.m. | BTN Plus

General Info

Location Prairie View, Texas
 Founded 1876
 Enrollment 8,300
 Nickname Panthers
 Colors Purple and Gold
 President Dr. George C. Wright
 Athletics Director Ashley Robinson
 Conference Southwestern Athletic
 Arena William J. Nicks Building (5,200)
 Website pvpanthers.com
 MBB Twitter @PVAthletics

Team Information

2014-15 Record 15-18 (12-6, 4th)
 Lettermen R/L 7/4
 Starters R/L 1/4

Series Information

Overall First Meeting
 In Lincoln First Meeting
 Last Meeting N/A

Head Coach

Head Coach (Year) Byron Rimm II (Cal St. LA, 1999)
 Record at School 114-174 (Nine seasons)
 Overall Record 161-213 (12 seasons)

Media Relations

Basketball Contact Ryan McGinty
 Office/Cell (936) 261-9140/(281) 682-2376
 Email rjmcginty@pvamu.edu
 Press Row Phone (936) 857-4302



BIG TEN OPPONENTS

NORTHWESTERN

Lincoln, Neb. | Dec. 30 | 3 p.m. | ESPN
Evanston, Ill. | March 6 | 1 p.m. | BTN

General Info

Location Evanston, Ill.
Founded 1851
Enrollment 8,367
Nickname Wildcats
Colors Purple and White
President Morton Schapiro
Athletics Director Jim Phillips
Conference Big Ten
Arena Welsh-Ryan Arena (8,117)
Website NUsports.com
MBB Twitter @NUMensBball

Team Information

2014-15 Record 15-17 (6-12, t-10th)
Postseason Finish None
Lettermen R/L 8/4
Starters R/L 5/0

Series Information

Overall Nebraska leads, 7-2
In Lincoln Nebraska leads, 4-0
In Evanston Tied, 2-2
Since Joining Big Ten Nebraska leads, 4-1
Big Ten Regular Season Nebraska leads, 4-1
Big Ten Tournament Never Met
Last Meeting Nebraska 76, Northwestern 60 (2/3/15)

Head Coach

Head Coach (Year) Chris Collins (Duke, 2000)
Record at School 29-36 (Two seasons)
Overall Record Same

Media Relations

Basketball Contact Nick Brilowski
Office/Cell (847) 467-3831/(847) 239-4127
Email brilowski@northwestern.edu
Press Row Phone (847) 491-8852

2015-16 Roster

No.	Name	Pos.	Ht.	Wt.	Yr.	Hometown
1	Joey van Zegeren	F/C	6-10	230	Sr.	Hoogeveen, The Netherlands
4	Vic Law	F	6-7	195	So.	South Holland, Ill.
5	Dererk Pardon	C	6-8	230	Fr.	Cleveland, Ohio
14	Tre Demps	G	6-3	195	Sr.	San Antonio, Texas
20	Scottie Lindsey	G/F	6-5	195	So.	Hillside, Ill.
22	Alex Olah	C	7-0	278	Sr.	Timisoara, Romania
23	Jordan Ash	G	6-3	185	Fr.	Bolingbrook, Ill.
30	Bryant McIntosh	G	6-3	185	So.	New Castle, Ind.
32	Nathan Taphorn	F	6-7	210	Jr.	Pekin, Ill.
34	Sanjay Lumpkin	G/F	6-6	220	Jr.	Wayzata, Minn.
35	Aaron Falzon	F	6-8	200	Fr.	Newton, Mass.
44	Gavin Skelly	F	6-8	228	So.	Westlake, Ohio

INDIANA

Lincoln, Neb. | Jan. 2 | 3 p.m. | BTN
Bloomington, Ind. | Feb. 17 | 7:30 p.m. | BTN

General Info

Location Bloomington, Ind.
Founded 1820
Enrollment 42,731
Nickname Hoosiers
Colors Cream and Crimson
President Michael A. McRobbie
Athletics Director Fred Glass
Conference Big Ten
Arena Assembly Hall (17,357)
Website IUhoosiers.com
MBB Twitter @IndianaMBB

Team Information

2013-14 Record 20-14 (9-9, t-7th)
Postseason Finish NCAA Second Round
Lettermen R/L 9/6
Starters R/L 4/1

Series Information

Overall Indiana leads, 10-4
In Lincoln Indiana leads, 4-3
In Bloomington Indiana leads 5-1
Since Joining Big Ten Nebraska leads, 3-2
Big Ten Regular Season Nebraska leads, 3-2
Big Ten Tournament Never Met
Last Meeting Indiana 70, Nebraska 65 (12/31/2014)

Head Coach

Head Coach (Year) Tom Crean (Central Michigan, 1989)
Record at School 121-117 (Seven Seasons)
Overall Record 311-207 (16 Seasons)

Media Relations

Basketball Contact J.D. Campbell
Office/Cell (812) 856-0146/(812) 322-1437
Email jc56@indiana.edu
Press Row Phone (812) 855-2754

2015-16 Roster

No.	Name	Pos.	Ht.	Wt.	Yr.	Hometown
0	Max Bielfeldt	F	6-8	240	Sr.	Peoria, Ill.
1	James Blackmon Jr.	G	6-4	195	So.	Marion, Ind.
2	Nick Zeisloft	G	6-4	210	Sr.	La Grange, Ill.
3	OG Anunoby	F	6-8	215	Fr.	Jefferson City, Mo.
4	Robert Johnson	G	6-3	195	So.	Richmond, Va.
5	Troy Williams	F	6-7	215	Jr.	Hampton, Va.
10	Ryan Burton	F	6-7	215	Sr.	Bedford, Ind.
11	Kevin "Yogi" Ferrell	G	6-0	180	Sr.	Indianapolis, Ind.
12	Josh Newkirk	G	6-1	185	Jr.	Raleigh, N.C.
13	Juwan Morgan	F	6-7	205	Fr.	Waynesville, Mo.
15	Harrison Niego	G	6-2	185	Fr.	Western Springs, Ill.
30	Collin Hartman	F	6-7	215	Jr.	Indianapolis, Ind.
31	Thomas Bryant	C	6-10	245	Fr.	Rochester, N.Y.
35	Tim Priller	F	6-9	225	So.	North Richland Hills, Texas

BIG TEN OPPONENTS

IOWA

Iowa City, Iowa | Jan. 5 | 8 p.m. | BTN

General Info

Location Iowa City, Iowa
 Founded 1847
 Enrollment 31,387
 Nickname Hawkeyes
 Colors Gold and Black
 President Bruce Harreld
 Athletics Director Gary Barta
 Conference Big Ten
 Arena Carver-Hawkeye Arena (15,500)
 Website hawkeyesports.com
 MBB Twitter @IowaHoops

Team Information

2014-15 Record 22-12 (12-6, t-3rd)
 Postseason Finish NCAA Third Round
 Lettermen R/L 9/4
 Starters R/L 4/1

Series Information

Overall Iowa leads, 17-9
 In Lincoln Nebraska leads, 7-5
 In Iowa City Iowa leads, 11-2
 Since Joining Big Ten Iowa leads, 5-2
 Big Ten Regular Season Iowa leads, 5-2
 Big Ten Tournament Never Met
 Last Meeting Iowa 74, Nebraska 46 (2/22/2015)

Head Coach

Head Coach (Year) Fran McCaffery (Pennsylvania, 1982)
 Record at School 96-75 (Five seasons)
 Overall Record 347-252 (19 seasons)

Media Relations

Basketball Contact Matthew Weitzel
 Office/Cell (319) 335-6590/(319) 430-8176
 Email matthew.weitzel@uiowa.edu
 Press Row Phone (319) 335-7284

2015-16 Roster

No.	Name	Pos.	Ht.	Wt.	Yr.	Hometown
0	Ahmad Wagner	F	6-7	222	Fr.	Yellow Springs, Ohio
1	Dale Jones	F	6-7	217	Jr.	Waterloo, Iowa
2	Andrew Fleming	G	6-5	198	Fr.	Nashville, Tenn.
3	Michael Soukup	G	6-4	164	Jr.	Danville, Iowa
4	Isaiah Moss	G	6-5	196	Fr.	Chicago, Ill.
5	Anthony Clemmons	G	6-2	193	Sr.	Lansing, Mich.
10	Mike Gesell	G	6-2	190	Sr.	South Sioux City, Neb.
11	Christian Williams	G	6-6	188	Fr.	Decatur, Ill.
13	Steven Soukup	G	6-4	168	Jr.	Danville, Iowa
14	Peter Jok	G	6-6	199	Jr.	West Des Moines, Iowa
20	Jarrod Uthoff	F	6-9	220	Sr.	Cedar Rapids, Iowa
23	Okey Ukah	F	6-7	217	Sr.	Iowa City, Iowa
24	Brady Ellingson	G	6-4	189	RFr.	Sussex, Wis.
25	Dom Uhl	F	6-9	216	So.	Frankfurt, Germany
30	Brandon Hutton	F	6-5	212	Fr.	Chicago, Ill.
34	Adam Woodbury	C	7-1	249	Sr.	Sioux City, Iowa
51	Nicholas Baer	F	6-1	198	RFr.	Bettendorf, Iowa

RUTGERS

Piscataway, N.J. | Jan. 8 | 4 p.m. | ESPN
 Lincoln, Neb. | Feb. 6 | 1 p.m. | ESPNU

General Info

Location Piscataway, N.J.
 Founded 1766
 Enrollment 65,000
 Nickname Scarlet Knights
 Color Scarlet
 President Robert Barchi
 Athletics Director Julie Hermann
 Conference Big Ten
 Arena Rutgers Athletic Center (8,000)
 Website scarletknights.com
 MBB Twitter @RutgersMBB

Team Information

2014-15 Record 10-22 (2-16, 14th)
 Postseason Finish None
 Lettermen R/L 7/7
 Starters R/L 2/3

Series Information

Overall Tied, 2-2
 In Lincoln Nebraska leads, 2-0
 In New Brunswick Rutgers leads, 1-0
 Since Joining Big Ten Nebraska leads, 1-0
 Big Ten Regular Season Nebraska leads, 1-0
 Big Ten Tournament N/A
 Last Meeting Nebraska 65, Rutgers 49 (1/8/2015)

Head Coach

Head Coach Eddie Jordan (Rutgers, 2015)
 Record at School 22-43 (Two seasons)
 Overall Record Same

Media Relations

Basketball Contact Kevin Lorincz
 Office/Cell (732) 445-8112/(732) 801-4067
 Email klorincz@scarletknights.com
 Press Row Phone (732) 445-7894

2014-15 Roster

No.	Name	Pos.	Ht.	Wt.	Yr.	Hometown
1	D.J. Foreman	F	6-8	230	So.	Spring Valley, N.Y.
2	Bishop Daniels	G	6-3	185	Sr.	Raleigh, N.C.
3	Corey Sanders	G	6-2	175	Fr.	Lakeland, Fla.
4	Jonathan Laurent	F	6-6	195	Fr.	Orlando, Fla.
5	Mike Williams	G	6-2	190	So.	Brooklyn, N.Y.
10	Justin Goode	G	6-2	185	RFr.	Roanoke, Va.
15	Jake Dadika	G	5-11	160	So.	Milltown, N.J.
22	Nigel Johnson	G	6-1	185	Jr.	Ashburn, Va.
23	Jalen Hyde	G	5-8	165	Sr.	Somerset, N.J.
30	Omari Grier	G	6-4	180	Sr.	Erial, N.J.
32	Ibrahima Diallo	F/C	6-10	240	RFr.	Dakar, Senegal
33	Deshawn Freeman	F	6-7	220	Jr.	Rocky Mount, N.C.
35	Greg Lewis	F/C	6-9	245	Gr.	Baltimore, Md.
40	Shaquille Doorson	C	6-11	275	So.	Amsterdam, Netherlands

MINNESOTA

Lincoln, Neb. | Jan. 12 | 8 p.m. | BTN

General Info

Location Minneapolis, Minn.
 Founded 1851
 Enrollment 51,147
 Nickname Golden Gophers
 Colors Maroon and Gold
 President Dr. Eric Kaler
 Interim Athletics Director Beth Goetz
 Conference Big Ten
 Arena Williams Arena (14,625)
 Website gophersports.com
 MBB Twitter @GopherMBB

Team Information

2014-15 Record 18-15 (6-12, t-10th)
 Postseason Finish None
 Lettermen R/L 7/5
 Starters R/L 2/3

Series Information

Overall Minnesota leads, 53-18
 In Lincoln Tied, 11-11
 In Minneapolis Minnesota leads, 38-8
 Since Joining Big Ten Minnesota leads, 4-3
 Big Ten Regular Season Minnesota leads, 4-3
 Big Ten Tournament Never met
 Last Meeting Minnesota 60, Nebraska 42 (1/31/2015)

Head Coach

Head Coach (Year) Richard Pitino (Providence College, 2005)
 Record at School 43-28 (Two seasons)
 Overall Record 61-42 (Three seasons)

Media Relations

Basketball Contact Dan Reisig
 Office/Cell (612) 625-4389 / (612) 419-6142
 Email dbreisig@umn.edu
 Press Row Phone (612) 626-1308

2015-16 Roster

No.	Name	Pos.	Ht.	Wt.	Yr.	Hometown
1	Dupree McBrayer	G	6-4	175	Fr.	Queens, N.Y.
2	Nate Mason	G	6-1	185	So.	Decatur, Ga.
3	Jordan Murphy	F	6-6	230	Fr.	San Antonio, Texas
4	Kevin Dorsey	G	6-0	175	Fr.	Waldorf, Md.
10	Darin Haugh	G	5-10	170	Jr.	Prior Lake, Minn.
11	Carlos Morris	G	6-5	175	Sr.	Apalachicola, Fla.
12	Jarvis Johnson	G	6-1	185	Fr.	Minneapolis, Minn.
15	Stephon Sharp	G	6-3	195	Fr.	Bloomington, Minn.
20	Davonte Fitzgerald	F	6-8	205	Jr.	Atlanta, Ga.
21	Bakary Konaté	C	6-11	225	So.	Bamako, Mali
22	Reggie Lynch	C	6-9	260	Jr.	Edina, Minn.
23	Charles Buggs	F	6-9	220	Jr.	Arlington, Texas
24	Joey King	F	6-9	235	Sr.	Eagan, Minn.
25	Mike Lukashewich	G	6-3	180	So.	Appleton, Wis.
32	Ahmad Gilbert	G	6-6	210	Fr.	Philadelphia, Pa.
41	Gaston Diedhiou	F	6-9	230	So.	Dakar, Senegal

ILLINOIS

Champaign, Ill. | Jan. 16 | 1:30 p.m. | BTN

General Info

Location Urbana-Champaign, Ill.
 Founded 1867
 Enrollment 44,942
 Nickname Fighting Illini
 Colors Orange and Blue
 Interim Chancellor Barbara Wilson
 Athletics Director Mike Thomas
 Conference Big Ten
 Arena State Farm Center (16,618)
 Website FightingIllini.com
 MBB Twitter @IlliniHoops

Team Information

2014-15 Record 19-14 (9-9, t-7th)
 Postseason Finish NIT First Round
 Lettermen R/L 7/6
 Starters R/L 3/2

Series Information

Overall Illinois leads, 12-5
 In Lincoln Tied, 3-3
 In Champaign-Urbana Illinois leads, 9-1
 Since Joining Big Ten Illinois leads, 5-3
 Big Ten Regular Season Illinois leads, 5-3
 Big Ten Tournament Never met
 Last Meeting Illinois 69, Nebraska 57 (3/4/2015)

Head Coach

Head Coach (Year) John Groce (Taylor, 1994)
 Record at School 62-42 (Three seasons)
 Overall Record 147-98 (Seven season)

Media Relations

Basketball Contact Derrick Burson
 Office/Cell (217) 333-0933 / (217) 766-7315
 Email burson@illinois.edu
 Press Row Phone (217) 333-1227

2015-16 Roster

No.	Name	Pos.	Ht.	Wt.	Yr.	Hometown
0	D.J. Williams	G	6-7	200	Fr.	Chicago, Ill.
1	Jaylon Tate	G	6-3	170	Jr.	Chicago, Ill.
3	Khalid Lewis	G	6-3	185	Sr.	Trenton, N.J.
5	Jalen Coleman-Lands	G	6-3	180	Fr.	Indianapolis, Ind.
10	Mike LaTulip	G	6-1	175	Sr.	Arlington Heights, Ill.
12	Leron Black	F	6-7	220	So.	Memphis, Tenn.
13	Tracy Abrams	G	6-2	185	Sr.	Chicago, Ill.
21	Malcolm Hill	G	6-6	220	Jr.	Fairview Heights, Ill.
22	Maverick Morgan	C	6-10	245	Jr.	Springboro, Ohio
23	Aaron Jordan	G	6-5	190	Fr.	Plainfield, Ill.
25	Kendrick Nunn	G	6-3	190	Jr.	Chicago, Ill.
33	Mike Thorne Jr.	F/C	6-11	270	Sr.	Fayetteville, N.C.
43	Michael Finke	F	6-10	230	Fr.	Champaign, Ill.
44	Alex Austin	G	6-4	185	Jr.	Chicago, Ill.
45	Cameron Liss	F	6-6	200	So.	Northbrook, Ill.

BIG TEN OPPONENTS

MICHIGAN STATE

East Lansing, Mich. | Jan. 20 | 5:30 p.m. | BTN

General Info

Location East Lansing, Mich.
 Founded 1855
 Enrollment 48,579
 Nickname Spartans
 Colors Green and White
 President Dr. Lou Anna K. Simon
 Athletics Director Mark Hollis
 Conference Big Ten
 Arena Breslin Center (14,797)
 Website msuspartans.com
 MBB Twitter @MSU_Basketball

Team Information

2014-15 Record 27-12 (12-6, t-3rd)
 Postseason Finish NCAA Final Four
 Lettermen R/L 10/4
 Starters R/L 3/2

Series Information

Overall Michigan State leads, 12-8
 In Lincoln Nebraska leads, 6-4
 In East Lansing Michigan State leads, 6-2
 Since Joining Big Ten Michigan State leads, 4-2
 Big Ten Regular Season Michigan State leads, 4-2
 Big Ten Tournament Never Met
 Last Meeting Nebraska 79, Michigan State 77 (1/24/15)

Head Coach

Head Coach (Year) Tom Izzo (Northern Michigan, 1977)
 Record at School 495-199 (19 seasons)
 Overall Record Same

Media Relations

Basketball Contact Matt Larson
 Office/Cell (517) 355-2271/(517) 927-6421
 Email larson@ath.msu.edu
 Press Row Phone (517) 353-1626

2015-16 Roster

No.	Name	Pos.	Ht.	Wt.	Yr.	Hometown
0	Kyle Ahrens	G	6-5	205	Fr.	Versailles, Ohio
2	Javon Bess	G	6-5	215	So.	Columbus, Ohio
3	Alvin Ellis III	G	6-4	210	Jr.	Matteson, Ill.
5	Bryn Forbes	G	6-3	190	Sr.	Lansing, Mich.
10	Matt Costello	F	6-9	250	Sr.	Linwood, Mich.
11	Lourawls (Tum Tum) Nairn Jr.	G	5-10	170	So.	Nassau, Bahamas
13	Conner George	G	6-3	185	Fr.	Okemos, Mich.
14	Eron Harris	G	6-3	185	Jr.	Indianapolis, Ind.
15	Marvin Clark Jr.	F	6-6	230	So.	Kansas City, Mo.
20	Matt McQuaid	G	6-5	185	Fr.	Duncanville, Texas
23	Deyonta Davis	F	6-10	245	Fr.	Muskegon, Mich.
25	Kenny Goins	F	6-6	220	RFr.	Troy, Mich.
30	Matt Van Dyk	F	6-5	210	Jr.	Imlay City, Mich.
34	Gavin Schilling	F	6-9	240	Jr.	Chicago, Ill.
41	Colby Wollenman	F	6-7	230	Sr.	Big Horn, Wyo.
45	Denzel Valentine	G	6-5	220	Sr.	Lansing, Mich.

MICHIGAN

Lincoln, Neb. | Jan. 23 | 1 p.m. | ESPN/ESPN2

General Info

Location Ann Arbor, Mich.
 Founded 1817
 Enrollment 43,625
 Nickname Wolverines
 Colors Maize and Blue
 President Mark Schlissel
 Interim Athletics Director Jim Hackett
 Conference Big Ten
 Arena Crisler Center (12,707)
 Website mgoblue.com
 MBB Twitter @umichbball

Team Information

2014-15 Record 16-16 (8-10, 9th)
 Postseason Finish None
 Lettermen R/L 13/2
 Starters R/L 5/0

Series Information

Overall Michigan leads, 11-2
 In Lincoln Tied, 2-2
 In Ann Arbor Michigan leads, 7-0
 Since Joining Big Ten Michigan leads, 5-0
 Big Ten Regular Season Michigan leads, 5-0
 Big Ten Tournament Never Met
 Last Meeting Michigan 58, Nebraska 44 (1/27/15)

Head Coach

Head Coach (Year) John Beilein (Wheeling Jesuit, 1975)
 Record at School 166-110 (Eight seasons)
 Overall Record 717-428 (36 seasons)

Media Relations

Basketball Contact Tom Wywrot
 Office/Cell (734) 249-0306/(734) 320-1148
 Email twywrot@umich.edu
 Press Row Phone (734) 998-7978

2015-16 Roster

No.	Name	Pos.	Ht.	Wt.	Yr.	Hometown
0	Brent Hibbitts	F	6-8	190	Fr.	Hudsonville, Mich.
2	Spike Albrecht	G	5-11	175	Sr.	Crown Point, Ind.
3	Kameron Chatman	G/F	6-8	215	So.	Portland, Ore.
5	D.J. Wilson	F	6-10	240	RFr.	Sacramento, Calif.
10	Derrick Walton Jr.	G	6-1	190	Jr.	Detroit, Mich.
11	Andrew Dakich	G	6-2	190	Jr.	Zionsville, Ind.
12	Muhammad-Ali Abdur-Rahkman	G	6-4	185	So.	Allentown, Pa.
13	Moritz Wagner	F	6-10	210	Fr.	Berlin, Germany
20	Sean Lonergan	F	6-5	210	Jr.	Fishers, Ind.
21	Zak Irvin	G/F	6-6	215	Jr.	Fishers, Ind.
22	Duncan Robinson	G/F	6-8	210	So.	New Castle, N.H.
23	Caris LeVert	G	6-7	205	Sr.	Pickerington, Ohio
24	Aubrey Dawkins	G/F	6-6	205	So.	Palo Alto, Calif.
32	Ricky Doyle	F	6-9	250	So.	Cape Coral, Fla.
34	Mark Donnal	F	6-9	240	So.	Monclova, Ohio

PURDUE

West Lafayette, Ind. | Jan. 30 | 3:30 p.m. | BTN
 Lincoln, Neb. | March 1 | 7 p.m. | BTN

General Info

Location West Lafayette, Ind.
 Founded 1869
 Enrollment 39,409
 Nickname Boilermakers
 Colors Old Gold & Black
 President Mitch Daniels
 Athletics Director Morgan J. Burke
 Conference Big Ten
 Arena Mackey Arena (14,846)
 Website purduesports.com
 MBB Twitter @BoilerBall

Team Information

2013-14 Record 21-13 (12-6, t3rd)
 Postseason Finish NCAA Second Round
 Lettermen R/L 11/2
 Starters R/L 4/1

Series Information

Overall Purdue leads, 11-4
 In Lincoln Purdue leads, 3-2
 In West Lafayette Purdue leads, 6-0
 Since Joining Big Ten Purdue leads, 5-2
 Big Ten Regular Season Purdue leads, 4-1
 Big Ten Tournament Tied, 1-1
 Last Meeting Purdue 66, Nebraska 54 (2/15/2015)

Head Coach

Head Coach (Year) Matt Painter (Purdue, 1994)
 Record at School 212-125 (11 season)
 Overall Record 237-130 (12 seasons)

Media Relations

Basketball Contact Chris Forman
 Office/Cell (765) 494-3201/ (413) 687-4590
 Email cforman@purdue.edu
 Press Row Phone (765) 494-6365

2015-16 Roster

No.	Name	Pos.	Ht.	Wt.	Yr.	Hometown
1	Johnny Hill	G	6-3	187	Sr.	Glendale Heights, Ill.
2	Jon McKeeman	G	6-1	190	Sr.	Fort Wayne, Ind.
3	P.J. Thompson	G	5-10	188	So.	Indianapolis, Ind.
5	Basil Smotherman	F	6-6	230	Jr.	Indianapolis, Ind.
11	Stephen Toyra	G	6-3	183	Sr.	Lafayette, Ind.
12	Vince Edwards	F	6-8	225	So.	Middletown, Ohio
14	Ryan Cline	G	6-5	190	Fr.	Carmel, Ind.
20	A.J. Hammons	C	7-0	250	Jr.	Gary, Ind.
21	Kendall Stephens	G	6-7	205	So.	St. Charles, Ill.
22	Grant Weatherford	G	6-2	198	Fr.	Cicero, Ind.
23	Jacquil Taylor	F	6-10	204	RFr.	Cambridge, Mass.
24	Grady Eifert	F	6-6	221	Fr.	Fort Wayne, Ind.
31	Dakota Mathias	G	6-4	200	So.	Elida, Ohio
35	Rapheal Davis	G	6-6	217	Sr.	Fort Wayne, Ind.
44	Isaac Haas	C	7-2	282	So.	Piedmont, Ala.
50	Caleb Swanigan	F	6-9	250	Fr.	Fort Wayne, Ind.

MARYLAND

Lincoln, Neb. | Feb. 2 | 7:30 p.m. | BTN

General Info

Location College Park, Md.
 Founded 1856
 Enrollment 37,631
 Nickname Terrapins, Terps
 Colors Red, White, Black and Gold
 President Dr. Wallace D. Loh
 Athletics Director Kevin Anderson
 Conference Big Ten
 Arena XFINITY Center (17,950)
 Website umterps.com
 MBB Twitter @TerrapinHoops

Team Information

2014-15 Record 28-7 (14-4, 2nd)
 Postseason Finish NCAA Third Round
 Lettermen R/L 8/6
 Starters R/L 3/2

Series Information

Overall Maryland leads, 2-0
 In Lincoln Maryland leads, 1-0
 In College Park Maryland leads, 1-0
 Since Joining Big Ten Maryland leads, 2-0
 Big Ten Regular Season Maryland leads, 2-0
 Big Ten Tournament N/A
 Last Meeting Maryland 64, Nebraska 61 (3/8/15)

Head Coach

Head Coach (Year) Mark Turgeon (Kansas, 1987)
 Record at School 87-50 (Four seasons)
 Overall Record 337-209 (17 seasons)

Media Relations

Basketball Contact Zack Bolno
 Office/Cell (301) 314-1482/ (571) 220-4163
 Email zbolno@umd.edu
 Press Row Phone (301) 314-8624

2015-16 Roster

No.	Name	Pos.	Ht.	Wt.	Yr.	Hometown
0	Rasheed Sulaimon	G	6-4	190	Sr.	Houston, Texas
1	Jaylen Brantley	G	5-11	170	So.	Springfield, Mass.
2	Melo Trimble	G	6-3	185	So.	Upper Marlboro, Md.
4	Robert Carter	F	6-9	235	Jr.	Thomasville, Ga.
5	Dion Wiley	G	6-4	210	So.	Oxon Hill, Md.
10	Jake Layman	F	6-9	220	Sr.	Wrentham, Mass.
11	Jared Nickens	G/F	6-7	205	So.	Monmouth Junction, N.J.
12	Trevor Anzmann	G	5-11	175	Sr.	Westminster, Md.
13	Ivan Bender	F	6-9	230	RFr.	Capljina, Bosnia and Herzegov
15	Michal Cekovsky	F	7-1	250	So.	Kosice, Slovakia
21	Varun Ram	G	5-9	155	Sr.	Clarksville, Md.
33	Diamond Stone	C	6-11	255	Fr.	Milwaukee, Wis.
35	Damonte Dodd	F	6-11	250	Jr.	Centreville, Md.

BIG TEN OPPONENTS

WISCONSIN

Madison, Wis. | Feb. 10 | 6 p.m. | BTN

General Info

Location Madison, Wis.
 Founded 1848
 Enrollment 42,041
 Nickname Badgers
 Colors Cardinal and White
 Chancellor Rebecca Blank
 Athletics Director Barry Alvarez
 Conference Big Ten
 Arena Kohl Center (17,249)
 Website UWBadgers.com
 MBB Twitter @BadgerMBB

Team Information

2014-15 Record 36-4 (16-2, 1st)
 Postseason Finish NCAA Runner Up
 Lettermen R/L 9/5
 Starters R/L 2/3

Series Information

Overall Tied, 11-11
 In Lincoln Nebraska leads, 6-4
 In Madison Wisconsin leads, 7-4
 Since Joining Big Ten Wisconsin leads, 6-1
 Big Ten Regular Season Wisconsin leads, 6-1
 Big Ten Tournament Never met
 Last Meeting Wisconsin 65, Nebraska 55 (2/10/15)

Head Coach

Head Coach (Year) Bo Ryan (Wilkes University, 1969)
 Record at School 357-125 (14 seasons)
 Overall Record 740-228 (31 seasons)

Media Relations

Basketball Contact Patrick Herb
 Office/Cell (608) 890-2477 / (608) 957-2085
 Email PAH@athletics.wisc.edu
 Press Row Phone (608) 265-4333

2015-16 Roster

No.	Name	Pos.	Ht.	Wt.	Yr.	Hometown
1	Brevin Pritzl	G	6-3	185	Fr.	De Pere, Wis.
2	Jordan Smith	G	6-3	180	Sr.	Orono, Minn.
3	Zak Showalter	G	6-2	185	Fr.	Germantown, Wis.
4	Matt Ferris	G	6-6	195	So.	Appleton, Wis.
5	Aaron Moesch	F	6-8	215	So.	Green Bay, Wis.
10	Nigel Hayes	F	6-8	235	Jr.	Toledo, Ohio
11	Jordan Hill	G	6-3	175	So.	Pasadena, Calif.
15	Charlie Thomas	F	6-8	245	Fr.	Highland, Md.
20	T.J. Schlundt	G	6-5	182	Fr.	Oconomowoc, Wis.
21	Khalil Iverson	F	6-5	200	Fr.	Delaware, Ohio
22	Ethan Happ	F	6-9	230	Fr.	Milan, Ill.
24	Bronson Koenig	G	6-4	190	Jr.	La Crosse, Wis.
30	Vitto Brown	F	6-8	237	Jr.	Bowling Green, Ohio
33	Andy Van Viet	F	6-11	203	Fr.	Brasschaat, Belgium
35	Riley Dearing	G	6-5	182	So.	Minnetonka, Minn.

PENN STATE

Lincoln, Neb. | Feb. 13 | 5 p.m. | ESPNU
 University Park, Pa. | Feb. 25 | 6 p.m. | ESPNU

General Info

Location University Park, Pa.
 Founded 1855
 Enrollment 46,068
 Nickname Nittany Lions
 Colors Blue and White
 President Eric Barron
 Athletics Director Sandy Barbour
 Conference Big Ten
 Arena Bryce Jordan Center (15,261)
 Website GoPSUsports.com
 MBB Twitter @PennStateMBB

Team Information

2014-15 Record 18-16 (4-14, 13th)
 Postseason Finish None
 Lettermen R/L 7/6
 Starters R/L 3/2

Series Information

Overall Penn State leads, 6-5
 In Lincoln Nebraska leads, 4-1
 In University Park Penn State leads, 4-1
 Since Joining Big Ten Tied, 4-4
 Big Ten Regular Season Nebraska leads, 4-3
 Big Ten Tournament Penn State leads, 1-0
 Last Meeting Penn State 68, Nebraska 65 (3/11/15)

Head Coach

Head Coach (Year) Patrick Chambers (Philadelphia University, 1994)
 Record at School 56-75 (Four seasons)
 Overall Record 98-103 (Six seasons)

Media Relations

Basketball Contact Alissa Clendenen
 Office/Cell (814) 865-1757 / (814) 777-5126
 Email akc16@psu.edu
 Press Row Phone (814) 863-3294

2015-16 Roster

No.	Name	Pos.	Ht.	Wt.	Yr.	Hometown
0	Payton Banks	F	6-6	220	So.	Orange, Calif.
1	Deividas Zemgulis	F	6-6	220	Fr.	Kaunas, Lithuania
3	Devin Foster	G	6-2	205	Sr.	Dayton, Ohio
5	Donovan Jack	F	6-9	210	Sr.	Reading, Pa.
10	Brandon Taylor	F	6-6	225	Sr.	Tabernacle, N.J.
13	Terrence Samuel	G	6-4	205	Jr.	Brooklyn, N.Y.
21	Isaiah Washington	G	6-3	160	RFr.	Williamsport, Pa.
23	Josh Reaves	G	6-4	190	Fr.	Fairfax, Va.
24	Mike Watkins	F	6-8	245	Fr.	Philadelphia, Pa.
32	Jordan Dickerson	C	7-1	245	Sr.	Brooklyn, N.Y.
33	Shep Garner	G	6-1	185	So.	Chester, Pa.
44	Julian Moore	F	6-10	235	So.	Philadelphia, Pa.

2016 BIG TEN TOURNAMENT

OHIO STATE

Lincoln, Neb. | Feb. 20/21 | TBA | BTN/CBS

General Info

Location Columbus, Ohio
 Founded 1870
 Enrollment 57,466
 Nickname Buckeyes
 Colors Scarlet and Gray
 President Dr. Michael V. Drake
 Athletics Director Eugene Smith
 Conference Big Ten
 Arena Value City Arena (18,809)
 Website ohiostatebuckeyes.com
 MBB Twitter @OhioStateHoops

Team Information

2013-14 Record 24-11 (11-7, 6th)
 Postseason Finish NCAA Third Round
 Lettermen R/L 5/6
 Starters R/L 1/4

Series Information

Overall Ohio State leads, 12-3
 In Lincoln Ohio State leads, 3-2
 In Columbus Ohio State leads, 7-0
 Since Joining Big Ten Ohio State leads, 8-1
 Big Ten Regular Season Ohio State leads, 6-1
 Big Ten Tournament Ohio State leads, 2-0
 Last Meeting Ohio State 81, Nebraska 57 (2/26/15)

Head Coach

Head Coach (Year) Thad Matta (Butler, 1990)
 Record at School 299-94 (11 seasons)
 Overall Record 401-125 (15 seasons)

Media Relations

Basketball Contact Dan Wallenberg
 Office/Cell (614) 292-6861/(614) 266-4306
 Email wallenberg.1@osu.edu
 Press Row Phone (614) 688-5330

2015-16 Roster

No.	Name	Pos.	Ht.	Wt.	Yr.	Hometown
00	Mickey Mitchell	F	6-7	232	Fr.	Plano, Texas
1	Jae'Sean Tate	F	6-4	230	So.	Pickerington, Ohio
2	Marc Loving	F	6-8	215	Jr.	Toledo, Ohio
3	Austin Grandstaff	G	6-4	188	Fr.	Rockwall, Texas
4	Daniel Giddens	C/F	6-10	228	Fr.	Mableton, Ga.
10	David Bell	C	6-10	214	RFr.	Garfield Heights, Ohio
12	A.J. Harris	G	5-9	157	Fr.	Dayton, Ohio
13	JaQuan Lyle	G	6-5	230	Fr.	Evansville, Ind.
15	Kam Williams	G	6-2	175	So.	Baltimore, Md.
32	Trevor Thompson	C	6-11	250	So.	Indianapolis, Ind.
33	Keita Bates-Diop	F	6-7	230	So.	Normal, Ill.
34	Jake Lorbach	F	6-7	210	Sr.	Elyria, Ohio



TOURNAMENT SCHEDULE

Wednesday, March 9

Game	Time	TV	Matchup
Game #1	3:30 p.m.	ESPN2	#13 Seed vs. #12 Seed
Game #2	6 p.m.	BTN	#14 Seed vs. #11 Seed

Thursday, March 10

Game #3	11 a.m.	BTN	#9 Seed vs. #8 Seed
Game #4	1:30 p.m.	BTN	Game 1 Winner vs. #5 Seed
Game #5	5:30 p.m.	ESPN2	#10 Seed vs. #7 Seed
Game #6	8 p.m.	ESPN2	Game 2 Winner vs. #6 Seed

Friday, March 11

Game #7	11 a.m.	ESPN	Game 3 Winner vs. #1 Seed
Game #8	1:30 p.m.	ESPN	Game 4 Winner vs. #4 Seed
Game #9	5:30 p.m.	BTN	Game 5 Winner vs. #2 Seed
Game #10	8 p.m.	BTN	Game 6 Winner vs. #3 Seed

Saturday, March 12

Semifinal #1	Noon	CBS	Game 7 Winner vs. Game 8 Winner
Semifinal #2	2:30 p.m.	CBS	Game 9 Winner vs. Game 10 Winner

Sunday, March 13

Championship	2 p.m.	CBS	Game 11 Winner vs. Game 12 Winner
--------------	--------	-----	-----------------------------------

All times listed are Central

BIG TEN MEN'S BASKETBALL TOURNAMENT HISTORY/SITES

Year	City	Facility	Champion
1997-98	Chicago	United Center	Michigan
1998-99	Chicago	United Center	Michigan State
1999-00	Chicago	United Center	Michigan State
2000-01	Chicago	United Center	Iowa
2001-02	Indianapolis	Bankers' Life Fieldhouse	Ohio State
2002-03	Chicago	United Center	Illinois
2003-04	Indianapolis	Bankers' Life Fieldhouse	Wisconsin
2004-05	Chicago	United Center	Illinois
2005-06	Indianapolis	Bankers' Life Fieldhouse	Iowa
2006-07	Chicago	United Center	Ohio State
2007-08	Indianapolis	Bankers' Life Fieldhouse	Wisconsin
2008-09	Indianapolis	Bankers' Life Fieldhouse	Purdue
2009-10	Indianapolis	Bankers' Life Fieldhouse	Ohio State
2010-11	Indianapolis	Bankers' Life Fieldhouse	Ohio State
2011-12	Indianapolis	Bankers' Life Fieldhouse	Michigan State
2012-13	Chicago	United Center	Ohio State
2013-14	Indianapolis	Bankers' Life Fieldhouse	Michigan State
2014-15	Chicago	United Center	Wisconsin
2015-16	Indianapolis	Bankers' Life Fieldhouse	
2016-17	Washington, D.C.	Verizon Center	
2017-18	New York City	Madison Square Garden	
2018-19	Chicago	United Center	

THE BIG TEN CONFERENCE

Known as one of intercollegiate sports' most successful undertakings, the Big Ten is home to a lineage of legendary names and an ongoing tradition of developing strong leaders. Even in its infancy, the conference established itself as the preeminent collection of institutions in the nation, where the pursuit of academic excellence prevailed as the definitive goal.

The history of the Big Ten traces back 120 years to the Palmer House hotel in Chicago, where on January 11, 1895, then-Purdue president James H. Smart and leaders from the University of Chicago, University of Illinois, University of Michigan, University of Minnesota, Northwestern University and University of Wisconsin set out to organize and develop principles for the regulation of intercollegiate athletics.

At that meeting, a blueprint for the administration of college athletics under the direction of appointed faculty representatives was outlined. The presidents' first known action "restricted eligibility for athletics to bonafide, full-time students who were not delinquent in their studies." That important legislation, along with other legislation that would follow in the coming years, served as the primary building block for intercollegiate athletics.

On February 8, 1896, one faculty member from each of those seven universities met at the same Palmer House and officially established the mechanics of the conference, which was officially incorporated as the "Intercollegiate Conference Athletic Association" in 1905.

Indiana University and the State University of Iowa became the eighth and ninth members in 1899. In 1908, Michigan briefly withdrew its membership, and in 1912 Ohio State University joined the conference, bringing its membership total back to nine. Upon Michigan's return in 1917, the conference was first referred to as the "Big Ten" by media members, and that name was eventually incorporated in 1987.

As the 1900s opened, faculty representatives established rules for intercollegiate athletics that were novel for the time. As early as 1904, the faculty approved legislation that required eligible athletes to meet entrance requirements and to have completed a full year's work, along with having one year of residence.

In 1901, the first Big Ten Championship event was staged when the outdoor track and field championships were held at the University of Chicago. The debut event marked what is now a staple of conference competition. Today, the Big Ten sponsors 28 official sports, 14 for men and 14 for women. Big Ten schools compete in a total of 42 different sports, furthering the conference's commitment to broad-based programming and providing more participation opportunities than any conference in the country.

One of the conference's proudest traditions began in 1902 when Michigan took on Stanford in the Rose Bowl, the nation's first bowl game. Big Ten teams only appeared in Pasadena twice before the conference signed an exclusive contract with the Tournament of Roses in 1946, making it the first bowl game with permanent conference affiliations. But Michigan's appearance in 1902 cultivated a relationship that has endured for more than a century.

Coupling the academic goals set forth by the leaders of the charter members of the conference and their steadfast commitment to athletics, the conference instituted the Big Ten Medal of Honor in 1915. It is awarded annually by each conference institution to a student of the graduating class who has attained the greatest proficiency in scholarship and athletics. It is the most prestigious honor a student competing in Big Ten athletics can receive.

In 1922, Major John L. Griffith became the conference's first "Commissioner of Athletics." Griffith was the first of five men to assume the role of commissioner in the conference's history, followed by Kenneth L. "Tug" Wilson in 1945, Bill Reed in 1961, Wayne Duke in 1971 and current commissioner James E. Delany in 1989.

After nearly 30 years with 10 members, the conference consolidated to nine schools when the University of Chicago formally withdrew its membership in 1946. Michigan State College (now Michigan State University) was added to the Big Ten three years later, bringing the number of affiliated conference schools to 10 once again.

In 1955, the Big Ten formulated a revenue-sharing model designed to pool all football television rights of its members and share those proceeds equally. The conference and its members continue to utilize a revenue-sharing model, dividing media rights, bowl payouts and other profits among all conference institutions.

While academics have always played an integral role in the conference, presidents of the Big Ten member institutions formalized the primacy of academics with the establishment of the Committee on Institutional Cooperation (CIC) in 1958. The CIC was formed as an academic consortium of all Big Ten universities and founding conference member Chicago. In 2013, the 15 schools currently constituting the CIC produced over \$10 billion in funded research, \$4 billion more than any other conference.

In one of Duke's first actions as commissioner, he oversaw the adoption of the Big Ten Advisory Commission in 1972, designed to study conference programs and make suggestions which would further Big Ten objectives. The Advisory Commission enlists former students that competed in Big Ten athletics to serve as liaisons to the NCAA's Diversity and Inclusion Department, the Big Ten Student-Athlete Advisory Commission and other organizations.

In 1981, the conference presidents and chancellors endorsed a proposal that enabled universities to affiliate their women's intercollegiate programs with the conference, and the first conference championships for women were staged that fall. The Big Ten was the



James E. Delany
Commissioner



Rick Boyages
Associate Commissioner



Brett McWethy
Assoc. Director of
Communications

first conference to voluntarily adopt male and female participation goals after launching its Gender Equity Action Plan in 1992.

In December of 1989, the conference agreed in principle to invite Pennsylvania State University for membership. On June 4, 1990, the Council of Presidents officially voted to integrate Penn State into the conference, giving the Big Ten 11 members.

In 2004, the Big Ten implemented a pilot program of instant replay for college football. Following the season, the conference forwarded replay proposals to the NCAA regarding the future use of instant replay, where it approved country-wide testing in 2005. In 2006, the NCAA approved the use of instant replay for all conferences.

In 2006, Commissioner Delany announced the creation of the first conference-owned television network, a 20-year agreement with Fox Networks to create what would become the Big Ten Network (BTN). Launched on Aug. 30, 2007, BTN now produces more than 1,000 events across all platforms each year. BTN is in more than 60 million homes in the U.S. and Canada via the nation's major cable, satellite and telco providers and more than 300 additional cable operators across the country. BTN2Go is the digital extension of BTN, delivering live and on-demand programming to computers, smartphones and tablets and also is accessible outside the U.S., Canada and the Caribbean via BTN2Go International.

On June 11, 2010, the Big Ten Council of Presidents/Chancellors (COP/C) approved a formal membership application by the University of Nebraska, expanding the conference to 12 institutions. Nebraska officially joined the Big Ten Conference on July 1, 2011.

The conference expanded its footprint further in 2012 when the COP/C approved formal membership applications from the University of Maryland and Rutgers University on November 19 and 20, respectively. Maryland and Rutgers became official Big Ten members on July 1, 2014, giving the conference almost 9,500 students participating in intercollegiate athletics and more than 11,000 participation opportunities on 350 teams.

In the fall of 2013, the Big Ten opened a new conference headquarters and meeting center in Rosemont, Ill. The newly constructed building is located 10 minutes from O'Hare Airport and has been designed to fully service the needs of more than 350 meetings annually for Big Ten and CIC related committees and coaches groups. The new headquarters also features an interactive digital museum - the Big Ten Experience - which opened to the public on June 7, 2014, and brings the conference's storied academic and athletic history to life. For more information on the Big Ten Experience, go to bigten.org.

In June 2014, the Big Ten opened a second office in New York City, featuring both office and meeting space in Midtown Manhattan. Three Big Ten staff members are based in the New York City office to provide expanded coverage and service, while other conference and institutional administrators utilize the space as necessary when conducting business on the East Coast. The Big Ten and its member institutions also have access to satellite office space in Washington, D.C.

Delany and his staff work to meet the educational needs of students competing in intercollegiate athletics to allow them to excel in all areas of their lives. The conference office manages 28 different championships and tournaments, offers legislative and compliance services, oversees the production and distribution of nearly 1,400 events annually, provides staff services to coaching and administrative personnel and services media and fans interest for information on the Big Ten Conference.

More than 120 years after its inception, the Big Ten remains a national leader in intercollegiate athletics on and off the field. Big Ten programs have combined to win more than 450 team and 1,800 individual national championships, consistently taking home individual honors for athletic and academic accomplishments and fulfilling the Big Ten's mission of academic achievement and athletic success.

BIG TEN CONFERENCE

5440 Park Place
Rosemont, IL, 60018
Phone: (847) 696-1010
Fax: (847) 696-1150
bigten.org



SERIES RESULTS VS. BIG TEN SCHOOLS



Bo Spencer had 23 points as Nebraska overcame a 13-point second-half deficit in a 70-69 win over No. 11 Indiana on Jan. 18, 2012.

ILLINOIS (ILLINOIS LEADS 12-5)

- In Lincoln: Tied, 3-3
At Pinnacle Bank Arena: Nebraska leads, 2-0
- In Champaign: Illinois leads, 9-1
At Assembly Hall: Illinois leads, 5-0
- San Juan Shootout: Illinois leads, 1-0
- In Big Ten Conference games: Illinois leads, 5-3
- In Big Ten Tournament games: 0-0

Husker-Illini Superlatives

- Most consecutive wins (year ended): Nebraska 1 (1921, 1990, 2012, 2014, 2015); Illinois 7 (1921-76)
- Most points scored: Nebraska, 100, at San Juan, P.R., Nov. 24, 1990; Illinois 73, at San Juan, P.R., Nov. 24, 1990
- Highest combined score: 173, Nebraska, 100, Illinois, 73, at San Juan, P.R., Nov. 24, 1990
- Biggest winning margin: Nebraska, 27, at San Juan, P.R., Nov. 24, 1990; Illinois, 42, Dec. 12, 1942

Date	Site	Rankings	Result	Neb.	Ill.
1-1-21	A	-/-	W	30	25
1-3-21	A	-/-	L	24	26
12-12-42	A	-/-	L	27	69
12-29-44	A	-/-	L	39	71
12-20-45	H	-/-	L	51	62
12-28-46	A	-/-	L	37	72
11-28-75	H	-/-	L	58	60
12-11-76	A	-/-	L	63	67
11-24-90	N	-/-	W	100	73
1-7-12	A	-/-	L	54	59
2-18-12	H	-/-	W	80	57
1-22-13	H	-/-	L	51	71
3-2-13	A	-/-	L	65	72
2-12-14	H	-/-	W	67	58
2-26-14	A	-/-	L	49	60
1-11-15	H	-/-	W	53	43
3-4-15	A	-/-	L	57	69

INDIANA (INDIANA LEADS 10-4)

- In Lincoln: Indiana leads, 4-3
At Pinnacle Bank Arena: Tied, 1-1
- In Bloomington: Indiana leads, 5-1
At Assembly Hall: Indiana leads, 2-1
- In Indianapolis (Hoosier Classic): Indiana leads, 1-0
- In Big Ten Conference games: Nebraska leads, 3-2
- In Big Ten Tournament games: 0-0

Husker-Hoosier Superlatives

- Most consecutive wins (year ended): Nebraska 2 (2014); Indiana 7 (1937-1982)
- Most points scored: Nebraska, 70, at Lincoln, Neb., Jan. 18, 2012, at Bloomington, Ind., March 5, 2014; Indiana 97, at Bloomington, Ind., Dec. 21, 1974
- Highest combined score: 157, Indiana, 97, Nebraska, 60, at Bloomington, Ind., Dec. 21, 1974
- Biggest winning margin: Nebraska, 20, at Lincoln, Neb., Feb. 6, 1920; Indiana, 37, Dec. 21, 1974

Date	Site	Rankings	Result	Neb.	Ind.
2-5-20	H	-/-	L	20	24
2-6-20	H	-/-	W	38	18
12-23-37	A	-/-	L	42	43
12-15-39	H	-/-	L	39	49
12-15-41	A	-/-	L	29	56
12-30-42	H	-/-	L	39	40
12-30-44	A	-/-	L	42	65
12-21-74	A	/2	L	60	97
12-30-82	N	-/1	L	50	67
1-18-12	H	-/11	W	70	69
2-13-13	A	-/1	L	47	76
1-30-14	A	-/-	W	60	55
3-5-14	A	-/-	W	70	60
12-31-14	H	-/-	L	65	70

IOWA (IOWA LEADS 17-9)

- In Lincoln: Nebraska leads, 7-5
At Pinnacle Bank Arena: Iowa leads, 1-0
- In Iowa City: Iowa leads, 13-2
At Carver-Hawkeye Arena: Iowa leads, 3-1
- In Big Ten Conference games: Iowa leads, 5-2
- In Big Ten Tournament games: 0-0

Husker-Hawkeye Superlatives

- Most consecutive wins (year ended): Nebraska 2 (1941-42, 1956-70); Iowa 4 (2013-present)
- Most points scored: Nebraska, 81, at Lincoln, Neb., Dec. 12, 1953; Iowa 86, at Iowa City, Iowa, Dec. 21, 1971
- Highest combined score: 163, Iowa, 86, Nebraska, 77, at Iowa City, Iowa, Dec. 21, 1971
- Biggest winning margin: Nebraska, 24, at Lincoln, Neb., Dec. 3, 1956; Iowa, 28, at Lincoln, Neb., Feb. 22, 2015

Date	Site	Rankings	Result	Neb.	Iowa
1-28-1907	H	-/-	W	25	17
2-22-1907	A	-/-	L	29	32
3-6-1908	A	-/-	L	26	39
1-25-30	H	-/-	W	41	26
12-19-31	A	-/-	L	29	34
12-20-34	H	-/-	L	24	31
12-30-41	A	-/-	W	41	34
12-19-42	H	-/-	W	52	43
12-10-43	A	-/-	L	33	50
12-16-44	H	-/-	L	45	61
12-17-45	A	-/-	L	35	61
12-12-53	H	-/-	W	81	70
12-6-54	A	-/4	L	61	84
12-3-55	A	-/-	L	51	60
12-3-56	H	-/-	W	67	43
12-5-70	H	-/-	W	73	71
12-21-71	A	-/-	L	77	86
12-2-75	A	-/-	L	65	72
11-27-76	H	-/-	L	57	71
1-26-12	A	-/-	W	79	73
2-29-12	H	-/-	L	53	62
2-23-13	H	-/-	W	64	60
3-9-13	A	-/-	L	60	74
12-31-13	A	-/22	L	57	67
1-5-15	A	-/-	L	59	70
2-22-15	H	-/-	L	46	74

MARYLAND (MARYLAND LEADS 2-0)

- In Lincoln: Maryland leads, 1-0
At Pinnacle Bank Arena: Maryland leads, 1-0
- In College Park: Maryland leads, 1-0
At XFINITY Center: Maryland leads, 1-0
- In Big Ten Conference games: Maryland leads, 2-0
- In Big Ten Tournament games: 0-0

Husker-Terrapin Superlatives

- Most consecutive wins (year ended): Nebraska 0; Maryland 2 (2015-present)
- Most points scored: Nebraska, 65, at College Park, Md., Feb. 19, 2015; Maryland 69, at College Park, Md., Feb. 19, 2015
- Highest combined score: 134, Maryland 69, Nebraska, 65, at College Park, Md., Feb. 19, 2015
- Biggest winning margin: Nebraska, N/A; Maryland, 4, Feb. 19, 2015

Date	Site	Rankings	Result	Neb.	Md.
2-19-15	A	-/15	L	65	69
3-8-15	H	-/10	L	61	64

MICHIGAN (MICHIGAN LEADS 11-2)

- In Lincoln: Tied, 2-2
At Pinnacle Bank Arena: Michigan leads, 1-0
- In Ann Arbor: Michigan leads, 7-0
At Crisler Center: Michigan leads, 4-0
- In Honolulu, Hawaii: Michigan leads, 1-0
- In Kansas City: Michigan leads, 1-0
- In Big Ten Conference games: Michigan leads, 5-0
- In Big Ten Tournament games: 0-0
- Note: Michigan vacated win against NU in 1992

Husker-Wolverine Superlatives

- Most consecutive wins (year ended): Nebraska 1 (1956, 1964); Michigan 7 (1980-present)
- Most points scored: Nebraska, 74, at Lincoln, Neb., Dec. 12, 1964; Michigan, 88, at Honolulu, Hawaii, Dec. 28, 1992
- Highest combined score: 161, Michigan, 88, Nebraska, 73, at Honolulu, Hawaii, Dec. 28, 1992

SERIES VS. BIG TEN SCHOOLS

• Biggest winning margin: Nebraska, 13, at Lincoln, Neb., Dec. 8, 1956; Michigan, 29, at Ann Arbor, Mich., Feb. 5, 2014

Date	Site	Rankings	Result	Neb.	Mich.
12-29-49	N	-/-	L	65	67
12-10-55	A	-/-	L	71	77
12-8-56	H	-/-	W	73	60
12-7-57	A	-/-	L	57	81
12-6-63	A	-/6	L	55	80
12-12-64	H	-/1	W	74	73
3-6-80	A	-/-	L	69	76
12-28-92!	N	20/6	L	73	88
2-8-12	H	-/22	L	46	62
1-9-13	H	-/2	L	47	62
1-9-14	H	-/-	L	70	71
2-5-14	A	-/10	L	50	79
1-27-15	A	-/-	L	44	58

!-later vacated

MICHIGAN STATE (MSU LEADS 12-8)

- In Lincoln: Nebraska leads, 6-4
At Pinnacle Bank Arena: Nebraska leads, 1-0
- In East Lansing: Michigan State leads 6-2
At Breslin Center: Michigan State leads 4-2
- In Kansas City: Michigan State leads 1-0
- In Atlanta: Michigan State Leads 1-0
- In Big Ten Conference games: Michigan State leads, 4-2
- In Big Ten Tournament games: 0-0

Husker-Spartan Superlatives

- Most consecutive wins (year ended): Nebraska 2 (1920; 1993-1994; 2014-present); Michigan State 4 (2012-13)
- Most points scored: Nebraska, 96, at Lincoln, Neb., Dec. 10, 1994; Michigan State, 101, at East Lansing, Mich., Dec. 4, 1991
- Highest combined score: 187, Michigan State, 91, Nebraska, 96, at Lincoln, Neb., Dec. 10, 1994
- Biggest winning margin: Nebraska, 19, at Lincoln, Neb., Feb. 14, 1920; Michigan State, 28, at East Lansing, Mich., Feb. 25, 2012

Date	Site	Rankings	Result	Neb.	MSU
2-13-20	H	-/-	W	43	26
2-14-20	H	-/-	W	39	20
12-27-56	N	-/-	L	65	79
12-20-58	A	-/11	L	55	80

12-17-59	H	-/-	L (2OT)	80	82
12-20-67	A	-/-	L	70	74
12-16-68	H	-/-	W	73	59
12-29-83	N	-/-	L	45	58
11-30-88	H	-/-	L	75	77
11-29-89	A	-/-	L	69	80
11-28-90	H	-/5	W	71	69
12-4-91	A	-/22	L	78	101
12-18-93	A	-/6	W	85	81
12-10-94	H	-/15	W (OT)	96	91
12-31-11	H	-/16	L	55	68
2-25-12	A	-/6	L	34	62
1-13-13	A	-/22	L	56	66
2-16-13	H	-/8	L	64	73
2-16-14	A	-/9	W	60	51
1-24-15	H	-/-	W	79	77

MINNESOTA (MINNESOTA LEADS 53-18)

- In Lincoln: Tied, 11-11
At Pinnacle Bank Arena: Nebraska leads, 2-0
 - In Minneapolis: Minnesota leads 38-8
At Williams Arena: Minnesota leads 19-4
 - In Hilo, Hawaii: Nebraska leads 1-0
 - In Big Ten Conference games: Minnesota leads, 4-3
 - In Big Ten Tournament games: 0-0
- Note: Minnesota vacated win vs. NU in 1995, 1996 & 1998

Husker-Gopher Superlatives

- Most consecutive wins (year ended): Nebraska 3 (1934-36; 2013-15); Minnesota 17 (1937-58)
- Most points scored: Nebraska, 96, at Hilo, Hawaii, Nov. 26, 1995; Minnesota, 91, at Minneapolis, Minn., Dec. 9, 1995
- Highest combined score: 181, Nebraska, 96, Minnesota, 85, at Hilo, Hawaii, Nov. 26, 1995
- Biggest winning margin: Nebraska, 29, at Lincoln, Neb., Dec. 8, 2002; Minnesota, 42, at Minneapolis, Minn., Feb. 15, 1902

Date	Site	Rankings	Result	Neb.	Minn.
2-15-02	A	-/-	L	9	52
3-7-03	A	-/-	L	14	41
2-18-04	A	-/-	L	21	42
1-20-05	A	-/-	W	22	21
1-21-05	A	-/-	W	28	25
3-24-06	A	-/-	L	16	25
2-15-07	A	-/-	L	19	20

2-16-07	A	-/-	L	18	20
2-28-08	A	-/-	L	12	43
2-29-08	A	-/-	L	10	32
2-5-09	A	-/-	L	17	24
2-6-09	A	-/-	L	21	39
2-19-09	H	-/-	L	26	28
2-20-09	H	-/-	L	20	29
2-18-10	A	-/-	L	14	33
2-19-10	A	-/-	L	9	27
1-27-11	A	-/-	L	10	25
1-28-11	A	-/-	L	15	40
1-26-12	A	-/-	L	15	40
1-25-13	A	-/-	L	11	20
2-6-14	A	-/-	W	21	16
2-7-14	A	-/-	W	14	9
1-8-15	A	-/-	L	18	22
1-9-15	A	-/-	L	9	23
12-29-31	A	-/-	L	24	32
12-23-32	A	-/-	L	25	27
1-2-33	H	-/-	L	22	32
1-1-34	A	-/-	L	16	32
12-29-34	H	-/-	W	26	24
12-20-35	A	-/-	W	41	24
12-21-36	H	-/-	W	29	24
12-20-37	A	-/-	L	28	33
12-21-38	H	-/-	L	37	66
12-23-39	A	-/-	L	37	61
12-21-40	H	-/-	L	36	43
12-27-41	A	-/-	L	32	56
12-13-43	A	-/-	L	21	40
1-22-44	H	-/-	L	32	45
12-22-44	H	-/-	L	54	55
12-8-45	A	-/-	L	30	55
12-23-46	H	-/-	L	58	66
12-13-47	A	-/-	L	59	63
12-6-48	H	-/-	L	52	61
12-2-50	A	-/-	L	41	55
12-8-51	H	-/-	L	55	63
12-13-52	A	-/-	L	62	71
12-5-53	A	-/-	L	64	75
12-13-58	A	-/-	L	57	78
12-7-59	H	-/-	W	76	66
12-8-76	H	-/-	L	58	66
12-19-77	A	-/-	W	63	49
11-28-78	H	-/-	W	58	48
12-15-79	A	-/-	L	58	75
11-26-95^	N	-/-	W	96	85
12-9-95^	A	-/-	L	80	91
12-21-96^	H	-/16	L	56	70
12-13-97^	A	-/-	W	70	66
12-19-98^	H	-/18	L	51	55
12-31-99	H	-/-	W	90	78
12-28-00	A	-/-	L (OT)	70	74
12-22-01	A	-/-	L	72	81
12-8-02	H	-/20	W	80	60
12-29-03	A	-/-	W	77	60
12-8-04	H	-/-	L	48	57
2-5-12	H	-/-	L	61	69
3-3-12	A	-/-	L	69	81
1-29-13	A	-/23	L	65	84
3-6-13	H	-/-	W	53	51
1-26-14	H	-/-	W	82	78
1-20-15	H	-/-	W	52	49
1-31-15	A	-/-	L	42	60

^-later vacated



Walter Pitchford and the Huskers celebrate after toppling No. 18 Ohio State, 68-62 on Jan. 20, 2014, at Pinnacle Bank Arena.

NORTHWESTERN (NEBRASKA LEADS 7-2)

- In Lincoln: Nebraska leads 4-0
At Pinnacle Bank Arena: Nebraska leads, 2-0
- In Evanston: Tied, 2-2
• At Welsh-Ryan Arena: Nebraska leads, 2-1
- St. Charles, Mo.: Nebraska leads 1-0
- In Big Ten Conference games: Nebraska leads, 4-1
- In Big Ten Tournament games: 0-0

Husker-Wildcat Superlatives

- Most consecutive wins (year ended): Nebraska 4 (2013-present); Northwestern 1 (1933, 2012)
- Most points scored: Nebraska, 79, at Lincoln, Neb., Nov. 29, 1975; Northwestern, 84, at Evanston, Ill., Feb. 2, 2012
- Highest combined score: 168, Northwestern, 84, Nebraska, 74, at Evanston, Ill., Feb. 2, 2012
- Biggest winning margin: Nebraska, 16, at Lincoln, Neb., Feb. 3, 2015; Northwestern, 13, at Evanston, Ill., Dec. 21, 1933

Date	Site	Rankings	Result	Neb.	NW
12-21-33	A	-/-	L	22	35
11-29-75	H	-/-	W	79	68
12-20-76	A	-/-	W	71	68
11-27-99	N	-/-	W	61	52
2-2-12	A	-/-	L	74	84
1-26-13	H	-/-	W	64	49
2-8-14	A	-/-	W	53	49
3-1-14	H	-/-	W	54	47
2-3-15	H	-/-	W	76	60

OHIO STATE (OSU LEADS 12-3)

- In Lincoln: Ohio State leads, 3-2
At Pinnacle Bank Arena: Nebraska leads, 1-0
- In Columbus: Ohio State leads 7-0
• At Value City Arena: Ohio State leads, 4-0
- El Paso, Texas: Nebraska leads 1-0
- In Big Ten Conference games: Ohio State leads, 6-1
- In Big Ten Tournament games: Ohio State leads, 2-0

Husker-Buckeye Superlatives

- Most consecutive wins (year ended): Nebraska 1 (1936, 1985, 2014); Ohio State 9 (1987-2014)
- Most points scored: Nebraska, 76, at Columbus, Ohio, Dec. 14, 1988; Ohio State, 103, at Columbus, Ohio, Dec. 14, 1988
- Highest combined score: 170, Ohio State, 103, Nebraska, 76, at Columbus, Ohio, Dec. 14, 1988
- Biggest winning margin: Nebraska, 9, at Lincoln, Neb., Dec. 12, 1936; Ohio State, 34, at Lincoln, Neb., Jan. 21, 2012

Date	Site	Rankings	Result	Neb.	OSU
12-22-36	H	-/-	W	32	23
12-11-37	A	-/-	L	31	42
12-30-85	N	-/-	W	69	66
12-5-87	H	-/-	L	63	72
12-14-88	A	-/14	L	76	103
3-20-89	A	-/-	L	74	85
1-3-12	A	-/8	L	40	71
1-21-12	H	-/6	L	45	79
1-2-13	A	-/8	L	44	70
2-2-13	H	-/11	L	56	63
3-15-13	N	-/10	L	50	71
1-4-14	A	-/3	L	53	84
1-20-14	H	-/18	W	68	62
3-14-14	N	-/23	L	67	71
2-26-15	A	-/-	L	57	81

PENN STATE (PENN STATE LEADS 6-5)

- In Lincoln: Nebraska leads, 4-1
At Pinnacle Bank Arena: Nebraska leads, 1-0
- In State College: Penn State leads 4-1
• Bryce Jordan Center: Penn State leads, 3-1
- In Big Ten Conference games: Nebraska leads, 4-3
- In Big Ten Tournament games: Penn State leads, 1-0

Husker-Nittany Lion Superlatives

- Most consecutive wins (year ended): Nebraska 2 (2013); Penn State 2 (1981-1995; 2015-present)
- Most points scored: Nebraska, 75, at Lincoln, Neb., Dec. 9, 1980; Penn State, 68, at University Park, Pa., Feb. 11, 2012
- Highest combined score: 132, Nebraska, 68, Penn State, 64, at University Park, Pa., Jan. 19, 2013
- Biggest winning margin: Nebraska, 25, at Lincoln, Neb., Dec. 9, 1980; Penn State, 16, at University Park, Pa., Feb. 11, 2012

Date	Site	Rankings	Result	Neb.	PSU
12-9-80	H	-/-	W	75	50
12-21-81	A	-/-	L	58	60
3-21-95	H	-/-	L	59	65
1-11-12	H	-/-	W	70	58
2-11-12	A	-/-	L	51	67
1-19-13	A	-/-	W	68	64
2-9-13	H	-/-	W	67	53
1-23-14	A	-/-	L	54	58
2-20-14	H	-/-	W	80	67
2-7-15	A	-/-	L	43	56
3-11-15	N	-/-	L	65	68

PURDUE (PURDUE LEADS 11-4)

- In Lincoln: Purdue leads 4-3
At Pinnacle Bank Arena: Nebraska leads, 1-0
- In West Lafayette: Purdue leads 6-0
• Mackey Arena: Purdue leads 4-0
- In Big Ten Conference games: Purdue leads, 4-1
- In Big Ten Tournament games: Tied, 1-1

Husker-Boilermaker Superlatives

- Most consecutive wins (year ended): Nebraska 1 (1956, 1964, 2013, 2014); Purdue 5 (1978-2013)
- Most points scored: Nebraska, 96, at Lincoln, Neb., Dec. 5, 1964; Purdue, 85, at Lincoln, Neb., Dec. 5, 1964
- Highest combined score: 181, Nebraska, 96, Purdue, 85, at Lincoln, Neb., Dec. 5, 1964
- Biggest winning margin: Nebraska, 19, at Lincoln, Neb., Feb. 23, 2014; Purdue, 22, at West Lafayette, Ind., Dec. 11, 1979

Date	Site	Rankings	Result	Neb.	Pur.
12-8-47	H	-/-	L	56	60
12-17-48	A	-/-	L	47	64
12-17-56	H	-/-	W	65	62
12-14-57	H	-/-	L	61	70
12-7-63	A	-/-	L	75	81
12-5-64	H	-/-	W	96	85
12-2-78	H	-/-	L	47	58
12-11-79	A	-/9	L	56	78
2-22-12	A	-/-	L	65	83
3-8-12	N	-/-	L	61	79
1-16-13	H	-/-	L	56	65
3-15-13	N	-/-	W	57	55
1-12-14	A	-/-	L	64	70
2-23-14	H	-/-	W	76	57
2-15-15	A	-/-	L	54	66

RUTGERS (TIED 2-2)

- In Lincoln: Nebraska leads, 2-0
At Pinnacle Bank Arena: Nebraska leads, 1-0
- In Piscataway: Rutgers leads, 1-0
Rutgers Athletic Center: Rutgers leads, 1-0
- St. Charles, Mo.: Rutgers leads, 1-0
- In Big Ten Conference games: Nebraska leads, 1-0
- In Big Ten Tournament games: 0-0

Husker-Scarlet Knight Superlatives

- Most consecutive wins (year ended): Nebraska 1 (2007-present); Rutgers 2 (1999-2006)
- Most points scored: Nebraska, 73, at New Brunswick, N.J., Dec. 2, 2006; Rutgers, 75, at Piscataway, N.J., Dec. 2, 2006
- Highest combined score: 148, Rutgers 75, Nebraska 73; at New Brunswick N.J., Dec.2, 2006
- Biggest winning margin: Nebraska, 16, Lincoln, Neb., Jan. 8, 2015; Rutgers, 19, at St. Charles, Mo., Nov. 28, 1999

Date	Site	Rankings	Result	Neb.	RU
11-28-99	N	-/-	L	62	81
12-2-06	A	-/-	L	73	75
12-9-07	H	-/-	W	63	51
1-8-15	H	-/-	W	65	49

WISCONSIN (WISCONSIN LEADS 12-11)

- In Lincoln: Nebraska leads, 6-4
At Pinnacle Bank Arena: Tied, 1-1
- In Madison: Wisconsin leads, 7-4
• Kohl Center: Wisconsin leads, 3-0
- In Honolulu, Hawaii: Nebraska leads 1-0
- In Fairbanks, Alaska: Wisconsin leads 1-0
- In Big Ten Conference games: Wisconsin leads, 6-1
- In Big Ten Tournament games: 0-0

Husker-Badger Superlatives

- Most consecutive wins (year ended): Nebraska 8 (1956-1991); Wisconsin 5 (1998-2013)
- Most points scored: Nebraska, 101, at Madison, Wis., Dec. 1, 1965; Wisconsin, 88, at Madison, Wis., Dec. 1, 1965
- Highest combined score: 189, Nebraska, 101, Wisconsin 88, at Madison, Wis., Dec. 1, 1965
- Biggest winning margin: Nebraska, 21, at Lincoln, Neb., Dec. 11, 1991; Wisconsin, 39, at Madison, Wis., March 3, 1908

Date	Site	Rankings	Result	Neb.	Wis.
3-5-1904	H	-/-	W	25	22
2-21-1907	A	-/-	L	31	35
3-3-1908	A	-/-	L	4	43
1-4-1922	A	-/-	L	14	27
12-30-1939	A	-/-	W	53	43
1-4-1941	H	-/-	L	31	46
12-19-1955	A	-/-	L	52	71
12-10-1956	H	-/-	W	53	51
12-1-1965	A	-/-	W	101	88
11-30-1968	H	-/-	W	68	55
12-27-1979	N	-/-	W (OT)	83	82
12-5-1983	A	-/-	W (2OT)	71	69
12-12-1984	H	-/-	W	53	51
12-11-1990	A	-/-	W	75	63
12-11-1991	H	-/-	W	86	67
11-22-1998	N	-/-	L	41	78
12-27-2011	H	-/11	L	40	64
1-15-2012	A	-/-	L	45	50
1-6-2013	H	-/-	L	41	47
2-26-2013	A	-/17	L	46	77
3-9-2014	H	-/9	W	77	68
1-15-2015	A	-/7	L	55	70
2-10-2015	H	-/5	L	55	65

Houston (NU trails 1-3)

12-3-62 A L 61-68
12-14-63 H L 58-64
12-12-69 A L 82-112
12-23-06 N W 70-57
Totals 271-301

Hudson College (NU leads 1-0)

2-18-1907 A W 26-25

Idaho (NU trails 3-4)

12-23-49 H W 66-45
12-17-71 H W 90-49
1-2-80 A L 55-64
11-29-80 H L 53-64
12-5-88 A L 68-83
12-11-89 H L 72-79
12-28-90 H W 85-65
Totals 489-449

Idaho State (NU leads 1-0)

12-3-94 H W 98-72

Illinois Wesleyan (NU leads 1-0)

1-4-21 A W 32-21

Incarinate Word (NU trails 0-1)

12-10-14 H L 73-74

Independence (NU leads 1-0)

2-22-1906 A W 41-16

Iona (NU leads 2-0)

3-21-83 H W 85-73
12-20-00 N W 81-80
Totals 166-153

Iowa State (NU leads 131-103)

1-15-09 H W 42-20
1-16-09 H W 40-21
2-8-09 A L 16-22
2-9-09 A W 31-17
1-21-10 H W 24-21
1-22-10 H W 29-26
2-11-10 A L 23-34
2-12-10 A L 17-18
1-20-11 H W 41-20
1-21-11 H L 31-33
2-6-11 A L 27-31
2-7-11 A W 22-19
2-2-12 H W 33-12
2-3-12 H W 40-14
2-23-12 A W 31-21
2-24-12 A W 31-12
2-21-13 A W 29-12
2-22-13 A W 16-10
2-28-13 H W 28-8
3-1-13 H W 24-12
2-20-14 A W 15-9
2-21-14 A W 16-3
2-27-14 H W 24-16
2-28-14 H W 41-13
1-15-15 H W 32-15
1-16-15 H W 25-12
2-12-15 A W 24-12
2-13-15 A L 11-25
2-4-16 H W 35-21
2-5-16 H W 31-14
2-25-16 A W 23-14
2-26-16 A W 29-17
2-22-17 A L 7-19
2-23-17 A L 17-24
3-9-17 H L 22-24
3-10-17 H W 24-21
2-9-21 A L 30-38
2-10-21 A W 32-23
3-4-21 H W 33-16
3-5-21 H W 37-11
1-9-22 A W 21-14
2-4-22 H L 7-26

1-26-23 A W 21-15
2-3-23 H L 17-21
2-27-24 A W 18-16
3-3-24 H W 27-14
2-24-25 H W 37-17
3-4-25 A W 28-13
1-23-26 H W 18-13
2-1-26 A W 27-12
1-29-27 H W 35-19
3-3-27 A L 24-26
1-28-28 H W 37-26
2-9-28 A W 32-26
2-2-29 H W 45-39
2-22-29 A L 33-37
1-22-30 A W 32-22
2-22-30 H W 52-50
1-31-31 H W 31-19
2-16-31 A L 28-42
1-8-32 A W 28-24
2-1-32 H L 32-33
1-30-33 H L 25-30 (OT)
2-28-33 A W 43-16
1-5-34 A W 37-31 (OT)
2-24-34 H W 26-21
1-12-35 H W 32-31
2-23-35 A L 14-22
1-25-36 A L 40-41 (OT)
2-15-36 H W 49-20
1-16-37 H W 45-33
3-3-37 A W 48-31
1-29-38 A W 35-32
2-14-38 H W 50-23
1-30-39 H W 51-44
2-27-39 A L 28-41
1-8-40 H W 44-28
2-17-40 A L 33-40
1-25-41 A W 38-35
2-1-41 H W 41-36
1-31-42 A L 33-39
2-7-42 H W 39-31
1-18-43 A L 38-50
2-27-43 H W 51-36
1-8-44 H L 24-56
2-14-44 A L 35-58
1-8-45 H L 38-50
2-19-45 A L 45-47
1-14-46 A L 39-57
2-8-46 H L 45-57
12-13-46 *N W 54-51
1-20-47 A L 44-61
2-10-47 H L 54-56
1-6-48 A L 44-55
2-21-48 H W 62-57
1-15-49 H W 71-50
2-19-49 A W 44-41
12-30-49 *N W 85-67 (OT)
1-14-50 H W 64-46
2-25-50 A W 56-54 (OT)
1-8-51 H W 51-49
2-2-51 A L 51-67
12-29-51 *N L 66-75
1-28-52 A L 72-78
2-25-52 H W 75-53
12-29-52 *N W 83-79
1-17-53 H L 60-78
3-2-53 A L 66-93
1-4-54 A W 74-60
2-27-54 H W 78-65
1-4-55 H W 76-63
2-26-55 A L 75-82
2-18-56 H L 69-71 (OT)
3-9-56 A L 74-94
12-29-56 *N L 69-89
2-16-57 A L 47-59
3-9-57 H W 67-58
12-30-57 *N L 51-61
1-18-58 H L 52-57
2-1-58 A L 63-78
1-17-59 H W 52-49
2-28-59 A L 56-59
1-4-60 A L 53-57

2-13-60 H W 69-49
1-21-61 H L 58-66
2-13-61 A L 62-68
1-20-62 A L 72-84
2-12-62 H L 66-79
12-26-62 *N L 68-82
2-4-63 A L 69-83
2-11-63 H L 54-75
1-6-64 A W 55-52
2-22-64 H W 57-55
12-30-64 *N L 62-69
1-18-65 H W 88-79
2-20-65 A W 69-65
1-4-66 A W 76-74
2-12-66 H W 81-70
2-11-67 H W 94-82
2-18-67 A W 76-65
1-5-68 A L 70-85
3-1-68 H L 92-93 (OT)
1-25-69 A L 93-99 (OT)
2-15-69 H L 74-75 (OT)
12-29-69 *N W 74-66
1-6-70 A L 70-72
3-7-70 H W 87-81
1-16-71 H W 84-62
2-9-71 A W 69-67 (OT)
2-12-72 H W 76-71
3-6-72 A L 67-76
12-27-72 *N L 64-75
1-30-73 A L 60-81
2-27-73 H L 76-82
2-5-74 H W 91-88 (30T)
3-9-74 A L 58-76
2-8-75 H W 75-62
3-8-75 A L 69-82
2-7-76 A W 66-56
3-6-76 H W 82-66
12-29-76 *N W 75-55
1-15-77 A W 49-48
2-5-77 H W 66-51
1-14-78 H L 59-65
2-4-78 A W 62-56
1-6-79 A W 72-68
2-10-79 H L 46-48
1-9-80 A W 58-50
2-9-80 H W 69-66
1-28-81 A W 61-56
2-18-81 H W 81-61
1-23-82 H W 60-47
2-20-82 A L 61-63
1-18-83 A W 59-54
2-19-83 H W 67-66
3-8-83 **H W 94-71
1-18-84 A W 64-63
2-18-84 H L 48-69
1-30-85 A L 65-76
2-21-85 H W 74-57
1-25-86 H W 75-58
2-22-86 A L 73-81
3-8-86 **N L 58-75
1-20-87 A L 75-91
2-11-87 H W 66-65
1-20-88 A L 76-114
2-27-88 H L 84-85
1-31-89 A L 76-88
2-25-89 H W 77-74
1-27-90 H L 83-91
2-24-90 A L 85-101
1-12-91 H W 97-87
2-13-91 A W 65-57
2-1-92 H W 68-63
2-22-92 A W 80-70
2-3-93 A L 69-96
2-27-93 H W 91-87
1-3-94 A W 78-72
2-12-94 H W 102-96
2-11-95 A L 69-72 (OT)
3-5-95 H L 77-79
2-3-96 H L 65-75
2-10-96 A L 59-74
3-8-96 *N L 60-62
1-29-97 H L 67-77

IPFW (NU leads 3-0)

12-14-02 H W 63-46
11-26-07 H W 79-62
12-20-08 H W 75-48
Totals 217-156

Jackson State (NU leads 2-0)

12-19-09 H W 57-41
12-1-10 H W 76-57
Totals 133-98

Jacksonville State (NU leads 1-0)

12-18-12 H W 59-55

Kansas (NU trails 71-170)

3-2-00 H W 48-8
3-1-01 A W 35-29
1-31-02 H W 23-18
2-12-06 H L 17-37
2-9-07 H W 32-19
1-17-08 A W 20-17
1-18-08 A W 23-21
2-21-08 H L 26-28
2-22-08 H L 25-28
1-8-09 A L 13-48
1-9-09 A L 17-36
1-30-09 H L 13-18
3-4-09 *N L 22-28
3-5-09 *N L 15-24
3-6-09 *N W 32-29
1-7-10 A L 17-32
1-8-10 A L 16-40
2-26-10 H L 20-40
2-27-10 H L 13-40
2-10-11 A W 15-11
2-11-11 A L 12-37
2-24-11 H W 34-24
2-25-11 H W 38-28
1-19-12 A W 30-26
1-20-12 A W 30-26
3-1-12 H W 49-21
3-2-12 H W 29-28
3-10-13 H W 40-25
3-11-13 A W 18-16
3-12-13 **N L 24-30
1-22-15 A L 18-43
1-23-15 A L 23-30
1-14-16 H W 34-33
74-69 (OT)
63-49
70-62
47-52
59-57
65-66
65-87
59-60
73-86
86-84 (OT)
79-85
61-71
69-63
74-89
68-65
60-65
76-69
75-88
73-63
62-71
63-69
64-56
52-60
53-65
77-61
53-56
74-78
63-62
82-83 (OT)
12,614-11,261
* at Kansas City
**Phillips 66 Big Eight Championship
63-46
79-62
75-48
217-156
57-41
76-57
133-98
59-55
48-8
35-29
23-18
17-37
32-19
20-17
23-21
26-28
25-28
13-48
17-36
13-18
22-28
15-24
32-29
17-32
16-40
20-40
13-40
15-11
12-37
34-24
38-28
30-26
30-26
49-21
29-28
40-25
18-16
24-30
18-43
23-30
34-33
1-15-16 H W 40-27
2-16-17 A W 21-19
2-17-17 A L 10-30
2-15-18 H W 24-23
2-16-18 H L 25-31
3-5-19 A L 17-31
3-6-19 A W 29-24
1-19-22 H L 15-25
3-6-22 A L 18-41
1-5-23 A L 20-30
2-12-23 H L 15-36
1-18-24 A L 18-19
1-26-24 H L 10-13
1-31-25 H L 20-25
2-17-25 A L 20-28
2-6-26 H L 14-25
2-27-26 A L 17-30
1-19-27 A W 27-24
2-26-27 H L 25-34
2-17-28 A L 27-33
2-24-28 H W 32-28
1-19-29 H W 30-29
2-7-29 A W 37-31
2-10-30 A L 20-27
3-1-30 H L 35-36
1-19-31 A W 31-30 (OT)
2-14-31 H L 29-34
1-12-32 H L 31-34
2-15-32 A L 19-51
1-6-33 A L 29-32
2-4-33 H L 20-34
1-9-34 H W 24-21
2-19-34 A L 24-25
2-11-35 A L 21-32
2-15-35 H L 24-32
1-20-36 A L 23-45
2-29-36 H L 36-43
2-2-37 A L 22-27
2-27-37 H W 37-32
2-2-38 A L 33-48
2-26-38 H L 47-50
1-14-39 H W 48-37
2-14-39 A L 46-49
1-23-40 A L 24-40
2-24-40 H L 41-48
2-10-41 A L 38-44
3-1-41 H L 53-55
1-17-42 H L 32-51
2-14-42 A L 30-58
2-13-43 H L 24-56
2-23-43 A L 33-52
1-15-44 A L 27-51
2-19-44 H L 47-56
1-12-45 A L 33-48
2-10-45 H W 59-45
1-11-46 H L 45-56
2-15-46 A L 30-72
1-14-47 H W 48-46
2-15-47 A L 37-69
12-20-47 *N L 60-64 (OT)
2-7-48 A W 61-57
3-6-48 H W 70-64
1-8-49 H W 52-34
2-12-49 A W 49-39
1-10-50 H W 57-56
2-11-50 A L 36-49
12-30-50 *N L 47-63
1-6-51 A L 41-66
2-10-51 H L 52-61
1-14-52 H L 66-69
2-16-52 A L 52-90
12-27-52 *N L 66-73
1-12-53 H L 59-65
2-14-53 A L 58-77
2-13-54 A L 68-79
2-22-54 H L 62-67
12-30-54 *N L 66-69
1-15-55 H W 66-62
2-19-55 A W 68-55
2-11-56 A L 56-80
2-25-56 H L 56-60
2-9-57 H L 54-69

North Texas (NU leads 4-0)

11-24-72	H	W	64-46
12-10-74	A	W	69-56
12-2-88	H	W	90-84
11-29-06	H	W	76-57
Totals			299-243

NE Louisiana (NU leads 1-0)

11-25-94	H	W	99-77
----------	---	---	-------

NE Missouri State (NU leads 3-0)

12-14-73	H	W	67-54
12-7-83	H	W	82-61
1-11-86	H	W	99-56
Totals			248-171

Northeastern Illinois (NU leads 2-0)

12-21-94	H	W	101-60
12-18-95	H	W	94-76
Totals			195-136

Northern Colorado (NU leads 3-0)

1-2-48	A	W	58-54
12-19-49	H	W	63-43
1-3-06	H	W	60-50
Totals			241-147

Northern Illinois (NU leads 3-1)

1-12-89	H	W	71-56
12-5-89	A	L	56-65
2-18-91	H	W	82-73
11-30-13	H	W	63-58
Totals			272-252

Northern Iowa (NU leads 13-1)

12-11-48	H	W	63-52
12-14-49	H	W	60-54
12-19-50	H	W	63-55
12-1-51	H	W	60-44
12-1-60	H	W	78-68
12-10-62	H	W	78-59
12-7-70	H	W	95-71
12-20-73	H	W	73-55
12-29-81	A	W	53-42
12-17-83	H	W	90-64
12-31-93	H	W	70-63
12-22-94	A	W	95-88 (OT)
12-16-95	H	L	104-109
2-13-97	A	W	77-69
Totals			1,056-893

Northern Kentucky (NU leads 1-0)

11-16-14	H	W	80-61
----------	---	---	-------

Northern Michigan (NU leads 1-0)

12-15-69	H	W	92-68
----------	---	---	-------

NW Missouri State (NU leads 10-0)

12-1-48	H	W	59-39
12-7-49	H	W	58-39
12-4-50	H	W	61-39
12-11-51	H	W	59-43
1-21-55	H	W	74-54
12-1-58	H	W	85-44
12-13-76	H	W	88-53
12-20-80	H	W	79-59
1-7-84	H	W	93-67
1-5-87	H	W	105-64
Totals			761-501

Notre Dame (NU leads 5-2)

2-20-20	A	W	25-18
2-21-20	H	W	31-15
2-18-21	H	W	25-18
2-19-21	H	W	39-21
12-9-57	A	L	56-69
12-14-59	H	L	62-70
12-11-61	H	W	65-61
Totals			303-262

Ohio (NU leads 4-0)

12-19-57	H	W	61-53
12-16-61	H	W	81-64
12-3-93	H	W	94-68
12-25-14	N	W	71-58
Totals			307-243


Oklahoma (NU trails 83-104)

1-31-21	H	W	34-20
2-1-21	H	W	28-15
1-27-22	A	L	21-29
2-22-22	H	W	39-34
1922-23	H	W	25-19
1922-23	A	L	25-31
1923-24	H	W	35-21
1923-24	A	L	20-32
1-10-25	A	W	23-18
2-7-25	H	W	31-17
1926-27	A	W	37-29
1926-27	H	W	36-26
2-25-28	H	L	36-38
3-3-28	A	L	28-43
1-26-29	A	L	20-29
2-11-29	H	L	34-39
1-20-30	H	W	35-20
2-8-30	A	W	47-37
1-17-31	A	W	36-30
2-28-31	H	W	41-30
1-23-32	H	L	34-37
2-13-32	A	L	32-46
2-11-33	A	L	35-39
3-4-33	H	L	27-38
1-27-34	H	L	36-44
2-17-34	A	L	23-53
2-9-35	A	L	32-38
2-18-35	H	W	32-24
1-18-36	A	W	40-33
2-24-36	H	W	55-28
1-18-37	H	L	31-34
2-12-37	A	W	33-29
2-5-38	A	L	48-50
2-9-38	H	W	52-42
1-28-39	A	L	39-56
3-4-39	H	L	45-53
1-27-40	H	L	41-56
2-9-40	A	L	28-45
1-10-41	H	L	29-40
2-22-41	A	W	43-42
2-16-42	A	L	29-37
2-21-42	H	L	41-46
1-30-43	H	L	32-56
3-1-43	A	L	48-65
1-17-44	A	L	35-45
2-26-44	H	L	32-43
1-3-45	H	L	37-44
1-13-45	A	L	45-48
1-7-46	A	L	48-70
2-11-46	H	L	44-51
12-14-46	*N	L	52-63
1-6-47	H	W	44-41
2-17-47	A	L	49-63
12-19-47	*N	L	46-47
2-9-48	A	L	57-79
3-1-48	H	L	74-81
2-14-49	A	L	45-47
3-5-49	H	L	49-56
3-14-49	**N	W	57-56
2-13-50	A	W	57-55
3-4-50	H	L	48-64
2-12-51	A	L	49-72
3-3-51	H	W	46-44
2-9-52	H	W	67-66
2-18-52	A	L	59-65
2-16-53	A	W	59-53
2-28-53	H	L	70-78
12-29-53	*N	L	70-86
1-9-54	H	W	76-72
2-15-54	A	L	68-76
2-12-55	H	W	75-67
2-21-55	A	L	76-78
2-13-56	A	W	68-61 (OT)
3-3-56	H	W	64-63 (OT)

2-25-57	A	L	53-55
3-6-57	H	W	64-55
1-13-58	H	W	57-54
2-10-58	A	L	39-66
12-30-58	*N	W	60-43
2-9-59	A	L	48-54
3-5-59	H	L	54-65
2-8-60	A	L	54-63
2-22-60	H	L	49-50
2-6-61	A	L	58-69
2-20-61	H	W	83-61
1-10-62	H	W	57-56
3-5-62	A	W	71-69 (OT)
12-29-62	*N	W	93-86
2-18-63	A	L	77-84
3-2-63	H	L	75-77
12-28-63	*N	L	66-75
2-8-64	H	W	76-69 (2OT)
3-2-64	A	L	76-82
1-11-65	A	L	82-89
2-27-65	H	W	67-63
12-26-65	*N	W	92-79
1-22-66	H	W	86-78
2-7-66	A	W	85-81
1-9-67	A	L	87-99
1-26-67	H	W	97-78
12-28-67	*N	W	75-65
1-27-68	H	W	110-90
2-5-68	A	W	89-83
12-28-68	*N	W	70-47
2-3-69	H	W	90-83
3-8-69	A	W	70-64
1-31-70	A	W	70-60
2-23-70	H	W	79-66
2-1-71	A	L	67-79
2-22-71	H	L	56-65
12-30-71	*N	W	84-68
1-10-72	H	W	77-70
2-7-72	A	L	70-72
1-15-73	H	W	74-67
2-17-73	A	L	59-67
1-19-74	H	W	63-58
1-28-74	A	L	63-85
12-26-74	*N	W	75-64
1-22-75	A	W	68-61
2-12-75	H	L	57-65 (OT)
12-29-75	*N	W	75-53
1-21-76	H	W	68-67
2-11-76	A	L	60-65
12-30-76	*N	W	66-56
1-19-77	H	L	58-65
2-16-77	A	L	62-72
12-30-77	*N	W	75-68
1-18-78	A	W	78-64
2-15-78	H	L	68-74
12-30-78	*N	W	69-53
1-24-79	H	W	74-56
2-14-79	A	L	58-79
1-30-80	H	W	59-58
2-23-80	A	L	60-78
2-26-80	***H	W	75-68
2-4-81	A	W	71-59
2-28-81	H	W	90-63
1-27-82	A	L	48-51
2-15-82	H	W	65-51
2-2-83	H	W	60-59
2-24-83	A	L	71-84
2-8-84	H	L	67-78
3-1-84	A	L	70-79
2-6-85	A	L	74-83
3-2-85	H	L	62-65
1-29-86	A	L	60-87
2-19-86	H	W	66-64
2-4-87	H	L	66-80
2-21-87	A	L	97-133
2-9-88	H	L	77-92
3-5-88	A	L	93-113
1-9-89	H	L	81-89
3-4-89	A	L	76-103
1-31-90	A	L	64-105
2-21-90	H	L	66-88
3-9-90	***N	L	65-78



Jason Dourisseau was a two-year starter for the Huskers and helped the Huskers to a pair of NIT appearances during his career.




Walter Pitchford helped the Huskers to 19 wins and a berth in the 2014 NCAA Tournament, the school's first since 1998.

SERIES RESULTS VS. NON-CONFERENCE OPPONENTS



Andre Almeida was the first Husker basketball player from Brazil and helped NU to a berth in the 2011 NIT.



Bernard Day scored 802 points in his two-year career and shared the Jack Moore Award as team MVP during the 1985-86 season.



Ryan Anderson became the first Husker to score 1,000 points, grab 500 rebounds and hit 150 3-pointers in his collegiate career.

1-26-91	A	W	111-99
2-16-91	H	W	105-93
3-8-91	***N	W	117-113 (OT)
1-28-92	H	L	76-79
3-7-92	A	L	97-106
3-13-92	***N	L	85-107
1-14-93	A	L	89-102
3-7-93	H	W	94-83
1-29-94	H	L	76-79
2-14-94	A	L	111-115 (OT)
3-11-94	***N	W	105-88
1-28-95	A	L	72-82
2-5-95	H	W	71-59
1-13-96	A	L	100-117 (3OT)
2-25-96	H	L	76-80(OT)
1-25-97	A	L	77-84
1-18-98	H	W	53-43
1-20-99	A	W	96-81
2-14-00	H	L	54-62
1-27-01	A	L	66-77
1-16-02	H	L	51-78
3-4-03	A	L	51-76
2-1-04	H	L	50-52
3-11-04	***N	L	59-63
2-16-05	A	L	60-83
1-7-06	H	W	59-58
3-10-06	***N	W	69-63
1-17-07	A	L	70-53
2-27-08	H	W	63-45
1-21-09	A	L	61-72
1-30-10	H	W	63-46
2-16-11	A	W	59-48
Totals			11,394-11,767

* at Kansas City
 ** Big Seven Playoff, at Kansas City
 *** Phillips 66 Big Eight/Big 12 Championship

Oklahoma City (Series tied 1-1)			
1-18-64	H	W	74-65
2-8-66	A	L	81-85 (OT)
Totals			155-150

Oklahoma State (NU leads 63-54)			
2-5-1927	A	L	24-27
2-19-1927	H	W	35-25
2-4-28	H	L	21-32
3-5-28	A	L	43-47
2-12-36	*N	L	19-36
12-19-47	*N	L	46-47
3-16-49	*N	L	35-52
12-27-58	*N	W	55-48
1-10-59	H	W	47-44
2-7-59	A	L	39-54
2-6-60	A	L	47-52
2-27-60	H	W	54-47
12-30-60	*N	W	70-61
2-4-61	A	L	47-55
2-18-61	H	L	61-65
12-29-61	*N	W	52-51
2-5-62	H	W	57-56
3-3-62	A	L	64-65
2-16-63	A	L	41-51
2-25-63	H	W	49-48
2-10-64	H	W	54-53
2-29-64	A	L	45-81
12-29-64	*N	L	61-74
1-9-65	A	L	54-93
1-23-65	H	L	53-55
2-5-66	A	W	45-41 (OT)
2-8-66	H	W	85-64
12-29-66	*N	W	73-64
1-7-67	A	W	67-57
3-6-67	H	W	88-71
12-29-67	*N	W	48-46
2-3-68	A	W	63-62
2-19-68	H	W	82-73
1-27-69	H	L	52-76
3-6-69	A	L	63-72
2-2-70	A	L	58-81
3-2-70	H	W	61-55
12-28-70	*N	W	71-58

1-30-71	H	W	80-59
2-20-71	A	W	57-55
12-29-71	*N	W	64-56
1-8-72	H	W	73-59
1-26-72	A	W	64-63
12-30-72	*N	L	73-75
1-13-73	H	L	55-68
2-19-73	A	W	76-64
12-28-73	*N	W	69-62
1-26-74	A	L	66-79
2-23-74	H	W	71-63
1-29-75	H	W	73-58
2-26-75	A	W	59-58
12-30-75	*N	W	56-49
1-28-76	A	W	52-48
2-28-76	H	W	60-54
1-29-77	H	W	66-54
2-23-77	A	L	60-62
12-27-77	*N	W	70-58
1-28-78	H	W	63-57
2-25-78	A	W	67-56
2-28-78	**N	W	71-63
1-31-79	A	L	57-66
2-24-79	H	W	76-67
1-23-80	H	W	74-73 (OT)
2-13-80	A	L	68-83
1-17-81	A	L	70-81
2-7-81	H	W	62-54
1-20-82	A	L	50-52
2-10-82	H	W	75-63
3-2-81	**H	W	*60-49
2-9-83	A	L	63-71 (2OT)
3-5-83	H	W	77-68
2-1-84	H	W	54-52 (OT)
2-22-84	A	W	67-64
1-19-85	A	L	66-68
2-9-85	H	W	66-48
1-22-86	A	W	62-61
2-12-86	H	W	68-52
3-7-86	**N	W	82-75
2-1-87	H	W	73-66
2-25-87	A	W	79-77 (2OT)
2-4-88	H	L	56-72
2-24-88	A	L	73-90
1-14-89	A	L	69-82
2-14-89	H	W	79-77
1-20-90	A	L	71-84
2-14-90	H	L	84-103
2-2-91	H	L	68-81
2-27-91	A	L	69-80
2-5-92	H	W	85-69
2-26-92	A	L	51-72
1-16-93	A	L	73-78
2-15-93	H	L	63-73
2-19-94	A	L	80-98
3-2-94	H	W	89-81
3-13-94	**N	W	77-68
2-1-95	H	L	65-82
2-18-95	A	L	53-93
3-10-95	**N	L	48-68
1-20-96	A	W	66-57
2-17-96	H	L	57-72
2-26-97	H	W	77-68
1-7-98	A	W	67-62
2-17-99	H	L	48-60
2-19-2000	A	L	55-94
2-7-01	H	W	78-75 (OT)
1-23-02	A	L	63-70
2-12-03	H	L	70-77
2-21-04	A	L	83-87 (OT)
2-22-05	H	W	74-67
1-31-06	A	W	59-57
3-5-07	H	W	85-73
3-8-07	**N	L	39-54
3-1-08	A	L	63-77
1-24-09	H	L	74-76 (OT)
3-6-10	A	L	55-74
2-12-11	H	W	65-64
3-9-10	**N	W	53-54
Totals			7,247-6,966

* at Kansas City
 ** Phillips 66 Big Eight/Big 12 Championship

Old Dominion (NU leads 1-0)			
12-30-96	N	W	72-66

Omaha Alumni (NU leads 3-0)			
1-17-13	A	W	46-13
1-10-14	A	W	44-22
2-17-14	A	W	40-19
Totals			130-54

Omaha A.C. (NU leads 2-0)			
1-9-20	H	W	51-10
1-10-20	H	W	26-23
Totals			77-33

Omaha Christian (NU leads 1-0)			
1903-04		W	35-26

Omaha YMCA (NU leads 6-3)			
1-15-1898	H	L	12-16
2-22-1898	A	W	10-9
1-20-1899	H	W	21-14
1899-00	H	W	26-14
1900-01	A	W	13-11
1900-01	H	W	20-12
1900-01		L	20-28
1904-05		W	24-21
1904-05		L	29-30
Totals			175-155

Oral Roberts (NU leads 2-1)			
12-22-99	H	W	80-65
11-18-00	A	L	83-87
12-8-01	H	W	61-55
Totals			223-207

Oregon (NU leads 7-6)			
12-22-41	H	L	42-49
12-21-53	A	L	68-84
12-22-53	A	L	72-74
12-2-66	H	W	79-56
12-7-69	A	W	85-77
12-1-86	H	W	76-60
12-12-87	A	W	67-62
11-25-95	N	W	114-106
12-29-95	N	W	99-76
12-9-06	%A	L	56-68
12-15-07	*H	W	88-79 (ot)
11-23-11	H	L	76-83
12-15-12	A	L	38-60
Totals			960-934

Oregon State (NU trails 4-6)			
12-30-40	A	L	38-61
12-28-45	H	W	48-40
12-19-53	A	L	55-83
12-19-59	A	L	60-63
12-21-59	N	L	65-67
12-7-65	H	W	75-63
12-6-69	A	L	67-79
11-30-96	H	W	75-67
12-13-08	A	L	63-64
12-12-09	H	W	50-44
Totals			596-622

Ottumwa Navy (NU leads 2-0)			
12-7-46	H	W	65-45
2-1-47	A	W	72-53
Totals			137-98

Pacific (NU leads 3-1)			
12-10-66	H	W	90-78
12-19-75	N	W	85-59
1-4-2000	H	W	92-68
12-29-01	A	L	52-75
Totals			319-280

Pennsylvania (NU trails 0-1)			
3-17-94	N	L	80-90

SERIES RECORDS VS. ALL OPPONENTS

Opponent	First Mtg.	Last Mtg.	W-L	Opponent	Year	Series
Opponent	First Mtg.	Last Mtg.	W-L	Fairleigh Dickinson	2003	2003.....1-0
Air Force	1960	1982	4-1	Florida A&M	1994	2009.....2-0
Alabama	1955	1986	0-2	Florida Gulf Coast	2011	2012.....2-0
Alabama A&M	2005	2007	3-0	Florida State	2014	2014.....2-0
Alabama State	2008	2008	1-0	Fond du Lac	1901	1901.....0-1
Alaska-Fairbanks	2000	2002	1-1	Fordham	1993	1993.....1-0
Alcorn State	2007	2011	3-0	Fort Dodge	1905	1918.....5-1
Angelo State	1980	1980	1-0	Fort Dodge Co. G	1915	1915.....0-1
Appalachian State	1993	1995	2-1	Fort Riley	1906	1906.....1-0
Arizona	1961	2000	2-2	Fresno State	1952	1996.....2-0
Arizona State	1969	2008	3-4	Furman	1988	1989.....2-0
Arkansas	1933	1998	2-6	Gardner Naval Res.	1943	1943.....0-2
Arkansas-Little Rock	1987	1987	1-0	George Washington	1937	1937.....0-1
Arkansas-Pine Bluff	2004	2010	4-0	Georgia	1986	2013.....2-1
Arkansas State	1989	2013	2-0	Georgia Southern	1996	1996.....1-0
Arkansas Tech	1979	1979	1-0	Georgia State	1973	1974.....2-0
Augustana (S.D.)	1969	1984	3-0	Georgia Tech	1984	1984.....0-1
Baker	1905	1906	3-0	Grambling State	1988	2010.....3-1
Ball State	1981	2002	1-2	Great Lakes	1942	1942.....0-1
Baylor	1950	2014	12-11	Greeley H.S.	1903	1903.....1-0
Bellevue	1906	1906	1-0	Grinnell	1907	1928.....17-7
Bethune-Cookman	2003	2003	1-0	Hamline	1915	1917.....2-0
Bowling Green	1991	1997	2-1	Harvard	1949	1990.....3-0
Bradley	1938	1959	2-5	Haskell	1902	1903.....0-2
Brandeis (Omaha)	1917	1917	1-0	Hastings	1920	1920.....1-0
Brigham Young	1931	2009	1-4	Hawaii	1968	2014.....2-7
Brooklyn	1987	1988	2-0	Hawaii-Hilo	1977	1977.....0-1
Brown Coll. "B" Tm.	1906	1906	1-0	Highland Park	1904	1908.....1-2
Burgess-Nash	1916	1916	1-0	Hillyard's	1927	1927.....0-1
Butler	1930	1987	2-1	Hofstra	2006	2006.....0-1
California	1938	1973	6-7	Houston	1963	2006.....1-3
California-Davis	1978	1978	1-0	Hudson College	1907	1907.....1-0
California-Irvine	1970	1987	2-2	Idaho	1950	1990.....3-4
California Santa Barbara	1979	2002	2-0	Idaho State	1995	1995.....1-0
Cal State Bakersfield	1980	1980	1-0	Illinois	1921	2015.....5-12
Cal State Fullerton	1968	1968	1-0	Illinois Wesleyan	1921	1921.....1-0
Camp Funston	1918	1918	0-1	Incarnate Word	2014	2014.....0-1
Canisius	1937	1985	1-1	Independence College	1906	1906.....1-0
Carleton	1932	1933	0-2	Indiana	1920	2014.....4-10
Centenary	2002	2002	1-0	Iona	1983	2001.....2-0
Central Arkansas	2014	2014	1-0	Iowa	1907	2015.....9-17
Central City	1907	1907	1-0	Iowa State	1909	2011.....131-103
Central Michigan	2011	2012	2-0	IPFW	2002	2008.....3-0
Chaminade	1988	1989	2-0	Jackson State	2009	2010.....2-0
Charlotte	2008	2008	1-0	Jacksonville State	2012	2012.....1-0
College of Charleston	1995	1995	1-0	Kansas	1900	2011.....71-170
Cheyenne Business College	1903	1903	0-1	Kansas City YMCA	1906	1906.....1-0
Chicago Central	1905	1905	0-1	Kansas State	1908	2011.....93-127
Chicago State	1990	2009	3-0	K.C. Athletic Club	1906	1926.....2-3
Cincinnati	1949	2014	1-4	Kent State	1993	2012.....2-1
The Citadel	1991	2013	4-0	Kentucky	1941	1973.....1-2
Colgate	1921	1999	3-1	Knox	1920	1920.....1-0
Colorado	1903	2011	77-71	La Salle	1967	1972.....1-1
Colorado College	1903	1929	6-1	Lawrence	1905	1905.....1-0
Colorado State	1947	1999	7-3	Lehigh	1988	1988.....1-0
Columbia	1988	1988	1-0	Lewis	1905	1905.....0-1
Connecticut	1992	1997	0-2	Lincoln High School	1904	1904.....1-0
Coppin State	1997	1997	1-0	Lincoln YMCA	1897	1909.....10-4
Cornell (N.Y.)	1956	1983	2-0	Lipscomb	2002	2003.....2-0
Cotner College	1909	1917	4-1	Long Beach State	1975	1996.....3-0
Creighton	1923	2014	25-23	Longwood	2005	2005.....1-0
Crete	1907	1907	1-0	Louisiana-Lafayette	1993	1993.....0-1
Davidson	2010	2010	0-1	Louisiana State	1989	1989.....0-1
Delaware State	1995	2004	3-0	Louisiana Tech	2005	2005.....1-0
Denver	1907	2003	6-2	Louisville	1947	1980.....0-2
Denver YMCA	1903	1903	1-0	Loyola (Ill.)	1937	1938.....1-1
DePaul	1908	1983	1-4	Loyola Marymount	1981	2014.....2-0
Detroit	1938	1988	3-4	Lubbock Christian	2006	2006.....1-0
Doane	1899	1900	2-0	MacMurray	1974	1974.....1-0
Drake	1909	1989	43-14	Mankato State	1977	1977.....1-0
Duquesne	1949	1972	1-2	Marquette	1934	2005.....4-4
Eastern Illinois	1991	2001	5-0	Marshall	1967	1967.....0-1
Eastern Michigan	2003	2003	1-0	Marshallfield	1907	1907.....1-0
Eastern Washington	1980	2010	5-0	Maryland	2015	2015.....0-2
Emporia State	1956	1956	1-0	Md- Baltimore County	1989	2008.....1-1
Evansville	1985	1986	1-1	Maryland Eastern Shore	2008	2010.....3-0
				Memphis	1955	1955.....0-1



Brandon Ubel and the Huskers wore throwback jerseys honoring the 1949-50 Big Seven Conference championship team for their 2012 Big Ten Tournament opener against Purdue.

Menasha	1905	1905	1-0	Northern Michigan	1970	1970.....1-0
Mesa	1983	1983	1-0	NW Missouri State	1949	1987.....10-0
Miami	1952	2013	4-1	Northwestern	1934	2015.....7-2
Miami (Ohio)	1963	1991	2-1	Notre Dame	1920	1962.....5-2
Michigan	1950	2015	2-11	Ohio	1958	2014.....4-0
Michigan State	1920	2015	8-12	Ohio State	1937	2015.....3-12
Middle Tenn. State	1974	1974	0-1	Oklahoma	1921	2011.....83-104
Millikin	1935	1935	0-1	Oklahoma City	1964	1966.....1-1
Minneapolis YMCA	1904	1904	1-0	Oklahoma State	1927	2011.....63-54
Minnesota	1902	2015	18-52	Omaha Alumni	1913	1915.....3-0
Minnesota Ag Coll.	1903	1903	0-1	Omaha Athletic Club	1920	1920.....2-0
Minnesota-Duluth	1974	1974	1-0	Omaha Christian	1904	1904.....1-0
Mississippi	1978	2008	1-2	Omaha YMCA	1898	1905.....6-3
Mississippi State	1996	1996	0-1	Old Dominion	1997	1997.....1-0
Missouri	1908	2011	93-126	Oral Roberts	2000	2002.....2-1
Missouri-St. Louis	1987	1987	1-0	Oregon	1942	2012.....7-6
Missouri State	1983	1983	1-0	Oregon State	1941	2009.....4-6
Missouri Southern	1978	1978	1-0	Ottumwa Navy	1947	1947.....2-0
Missouri Western	1983	1983	1-0	Pacific	1967	2002.....3-1
Monmouth	2000	2000	1-0	Pennsylvania	1994	1994.....0-1
Montana	1937	1983	3-2	Penn State	1981	2015.....5-6
Montana State	1930	2005	4-1	Pentahlon	1945	1945.....1-0
Morehead State	1989	1995	2-0	Pepperdine	1990	1990.....1-0
Morgan State	2004	2004	1-0	Pittsburgh	1930	2001.....1-3
Morningside	1904	1920	7-0	Port Washington	1905	1905.....1-0
Morrison	1908	1908	0-1	Portage Co. F	1907	1908.....0-2
Muscataine	1908	1908	0-1	Purdue	1967	1994.....2-0
Murray State	1991	2001	0-2	Portland State	1980	1980.....1-0
NATTC	1945	1945	0-1	Presbyterian	2007	2007.....1-0
Navy Pre-Flight	1945	1945	0-2	Princeton	1958	1958.....1-0
Nebraska-Omaha	1988	2014	4-0	Purdue	1948	2015.....4-11
Nebraska Wesleyan	1899	1923	20-6	Rhode Island	2014	2014.....1-1
Nevada-Las Vegas	1979	1999	1-1	Ripon	1905	1905.....0-1
Nevada	1948	1997	3-1	Rutgers	2000	2015.....2-2
New Mexico	2009	2009	4-1	Sacramento State	1979	1993.....3-0
New Mexico State	1976	1993	1-1	Sacred Heart College	1913	1913.....1-0
New Orleans	1998	1998	1-0	Saint Louis	1930	2009.....4-4
Niagara	1938	2004	2-0	St. Francis (Pa.)	2004	2004.....1-0
Nicholls State	2012	2012	1-0	St. Mary's (Calif.)	1947	1976.....1-1
Norfolk State	2007	2007	1-0	St. Joseph's (Iowa)	1913	1917.....3-0
North Carolina	1973	1973	0-1	St. Joseph's (Pa.)	1996	1996.....1-0
North Carolina A&T	1999	2005	4-0	St. Thomas (Minn.)	1917	1917.....1-0
North Carolina Central	2007	2007	1-0	St. Thomas (Pa.)	1937	1937.....1-0
UNC Greensboro	1998	1999	2-0	Sam Houston State	1989	2002.....3-1
UNC Wilmington	1998	1998	1-0	San Diego State	1972	1972.....0-1
North Dakota	1934	2011	2-1	San Francisco	1987	2000.....2-1
North Dakota State	1934	1934	1-0	San Jose State	1948	2008.....3-2
North Texas	1973	2006	4-0	Santa Clara	1936	1985.....1-2
NE Missouri State	1974	1986	3-0	Savannah State	2002	2011.....4-0
Northeastern Illinois	1995	1996	2-0	Shattuck	1905	1906.....2-0
Northern Colorado	1948	2005	3-0	Simpson	1914	1917.....1-1
Northern Illinois	1989	2013	3-1	Sioux City YMCA	1902	1904.....1-1
Northern Iowa	1949	1997	13-1	Sonoma State	1981	1981.....1-0
Northern Kentucky	2014	2014	1-0	South Carolina	1976	1977.....1-1

SERIES RECORDS VS. ALL OPPONENTS

South Carolina State	2008	2013	2-0
South Carolina Upstate	2009	2009	1-0
South Dakota	1911	2011	31-5
South Dakota State	1930	2011	12-0
South Florida	2002	2003	1-1
Southeastern Louisiana	2010	2010	1-0
Southern	2012	2012	1-0
Southern Colorado	1985	1985	1-0
Southern Illinois	1986	1987	2-0
Southern Methodist	1952	2001	4-2
Southern Mississippi	1987	2000	0-2
Southern Utah	1992	2009	4-0
SE Missouri State	1983	2005	2-0
Springfield (Mass.)	1953	1953	1-0
Stanford	1933	1966	3-6
Stevens Point A.C.	1901	1901	0-1
Tampa	1952	1952	0-1
Temple	1937	1937	0-1
Tennessee	2003	2004	2-0
Tennessee Tech	1991	1991	1-0
Tennessee-Martin	2014	2014	1-0
Texas	1965	2011	6-16
Texas-Arlington	1993	1993	1-0
Texas A&M	1970	2011	12-8
TCU	1952	2011	7-2
Texas-Pan American	2009	2009	1-0
Texas-San Antonio	1994	2002	5-0
Texas State	1999	1999	1-0
Texas Southern	2004	2004	1-0
Texas Tech	1956	2011	16-10
Toledo	1991	1996	3-0
Topeka YMCA	1902	1902	1-1
Tulane	1983	2012	3-0
Tulsa	1998	2009	1-2
UAB	1979	2013	2-3
UCLA	1939	1985	2-5
UMKC	1983	2009	11-1
UMass	2013	2013	0-1
USC	1963	2012	5-5
Utah	1936	1981	1-2
Utah State	1961	1978	2-0
Utah Valley State	2005	2005	1-0
UTEP	2012	2012	0-1
Valparaiso	1920	2012	3-0
Vanderbilt	1956	2010	2-5
Villanova	1988	1999	0-2
Virginia	1998	1998	1-0
Virginia Tech	1995	1995	0-1
Wagner	1990	1990	1-0
Wake Forest	2011	2012	1-1
Washburn	1908	1908	1-0
Washington	1931	1997	3-6
Washington (Mo.)	1918	1949	12-6
Washington State	1967	1999	6-2
Weber State	1997	1997	1-0
Wesleyan Auto	1914	1914	0-1
West Virginia	1930	1930	0-1
Western Carolina	2000	2000	0-1
Western Illinois	1978	2013	5-0
Western Kentucky	1947	2007	1-3
Western Reserve	1937	1949	2-0
Wichita State	1956	2011	6-6
Winthrop	2000	2002	2-0
Wisconsin	1904	2015	11-12
UW-Green Bay	1991	1992	2-0
UW-Oshkosh	1980	1980	1-0
UW-Stevens Point	1982	1985	2-0
UW-Stout	1986	1986	1-0
UW-Superior	1932	1932	0-1
Wofford	2002	2002	1-0
Wyoming	1934	2006	16-10
Xavier (Ohio)	1984	1991	0-2
Yale	2005	2005	1-0
York College	1917	1917	1-0

NEBRASKA VS. NCAA DIVISION I CONFERENCES (2015-16 CONFERENCE ALIGNMENTS)

Conference (Number of Teams)	G	W-L	Pct.
America East (8)	2	1-1	.500
American Atlantic (11)	25	11-16	.407
Atlantic Coast (15)	26	14-12	.538
Atlantic Sun (8)	5	5-0	1.000
Atlantic 10 (14)	20	9-11	.450
Big 12 (10)	1,080	481-599	.445
Big East (10)	68	32-36	.471
Big Sky (12)	38	30-8	.789
Big South (11)	4	4-0	1.000
Big Ten (14)	239	78-161	.326
Big West (9)	20	11-9	.550
Colonial Athletic (10)	3	2-1	.667
Conference USA (14)	26	15-11	.577
Horizon (10)	13	9-4	.692
Ivy (8)	9	8-1	.889
Metro Atlantic Athletic (11)	7	6-1	.857
Mid-American (12)	26	20-6	.769
Mid-Eastern Athletic (13)	23	23-0	1.000
Missouri Valley (10)	97	69-28	.711
Mountain West (11)	58	38-20	.655
Northeast (10)	6	6-0	1.000
Ohio Valley (12)	14	12-2	.857
Pacific-12 (12)	241	119-122	.494
Patriot League (10)	5	4-1	.800
Southeastern (14)	271	116-155	.428
Southern (10)	10	9-1	.900
Southland (13)	9	7-2	.778
Southwestern Athletic (10)	19	18-1	.947
Summit (9)	72	64-8	.889
Sun Belt (11)	12	10-2	.833
West Coast (10)	22	13-9	.591
Western Athletic (8)	10	8-2	.800
Independents (0)	0	0-0	.000

NEBRASKA IN EXHIBITION PLAY (52-6)

Season	Opponent	Result	Score
1966-67	Swedish Nationals	W	103-78
1968-69	Athletes in Action	W	74-65
1972-73	Yugoslavian	L	80-82
1978-79	Windsor	W	113-69
1981-82	Windsor	W	94-51
1982-83	Brandon	W	96-68
1983-84	Windsor	W	117-49
1985-86	Bratislava	W	101-67
1986-87	Club Bosnia	W	90-82
1987-88	Czechoslovakia	L	66-69
1988-89	Athletes in Action (ot)	L	102-104
	Victoria All-Stars	W	109-84
1989-90	Brisbane Bullets	W	76-74
	Athletes in Action	W	104-90
1990-91	High Five America	W	128-89
	Czechoslovakia	W	92-71
1991-92	Ukraine Nationals	W	80-71
	High Five America	W	93-84
1992-93	Cuban Nationals	W	114-76
	Marathon Oil	W	126-96
1993-94	Kiev Baskets	W	122-59
	Marathon Oil	W	109-91
1994-95	USA Verich Reps	W	117-101
	Russian Red Army	W	105-83
1995-96	Spalding Americas	W	113-68
	Team Pella	W	97-75
1996-97	Pella Windows Basketball	W	82-71
	Marathon Oil	W	82-81
1997-98	Pella Windows Basketball	W	83-63
1998-99	Marathon Oil	W	87-72
	Pella Windows Basketball	W	67-61
	Next Level Sports	W	86-76
1999-2000	Calif. South All-Stars (ot)	W	107-99
	Ural Great-Russia (ot)	L	98-102
2000-01	Global Sports	L	62-74
	Sports Tours Int'l.	W	89-49
2001-02	Nebraska-Kearney	W	58-55
	Delta Jammers	W	75-57
2002-03	EA Sports	W	63-46
	Sports Tours Int'l.	W	113-76
2003-04	Alaska-Fairbanks	W	84-53
	Athletes in Action	W	78-73
2004-05	Monterrey Tech	W	89-48
	Nebraska-Kearney	W	84-71
2005-06	Nebraska-Omaha	W	70-65
	Holy Family (Pa.)	W	76-54
2006-07	Nebraska-Kearney	W	74-72
	SIU-Edwardsville	L	50-54
2007-08	Nebraska Wesleyan	W	70-50
	Wayne State	W	74-51
2008-09	Chadron State	W	85-54
2009-10	Arkansas-Fort Smith	W	86-66
	Hastings	W	71-39
2010-11	Peru State	W	75-43
	Bellevue	W	82-58
2011-12	Doane	W	75-54
2012-13	Midland	W	68-40
2013-14	Nebraska-Kearney	W	91-60
2014-15	Southwest Minnesota St.	W	83-61



TERRAN PETTEWAY

2014-15 SEASON BY THE NUMBERS



2014-15 HUSKERS

.404 - Nebraska's field goal defense which was the Huskers' lowest since the 2010-11 season.

.781 - Nebraska is 25-7 at Pinnacle Bank Arena since the facility opened in the fall of 2013, as the Huskers went 10-6 at home in 2014-15.

2 - Nebraska allowed just two opponents (Iowa and Ohio State) to shoot at least 50 percent in 2014-15. NU had a streak of 37 straight games holding foes under 50 percent snapped against Iowa on Feb. 22. At the time the streak ended, the second-longest streak in the Big Ten was 14 games.

2 - The 2014-15 season marked only the second time in Tim Miles 20-year coaching career where his team did not tie or exceed the previous season's victory total.

3 - Number of overtime games for the Huskers this season, as NU went 2-1 with wins over Cincinnati and Loyola Marymount after losing at Rhode Island. Prior to this season, NU had not played in an OT game since the 2011-12 season.

4 - Number of Huskers with double-doubles in 2014-15 (Terran Petteway, Shavon Shields, Walter Pitchford and David Rivers).

18.2 - Points per game by Terran Petteway in 2014-15, the highest by a Husker since Aleks Maric in 2006-07. It was the highest by a Husker guard since Tyronn Lue averaged 21.2 points per game in 1997-98.

22 - Number of 20-point games by a Husker player in 2014-15 (Petteway-13; Shields-9).

35 - Points by Shavon Shields in a career-high performance against Omaha on Nov. 25. It tied for the second-highest scoring effort in the Big Ten in 2014-15.

564 - Terran Petteway points this season, as his total ranked eighth on Nebraska's single-season list. He joins Dave Hoppen and Tyronn Lue as the only Huskers with two of the top 10 scoring seasons in school history.

1994-95 - The 2014-15 season marked the first time in 20 years where two Huskers averaged more than 15 points per game (Terran Petteway, 18.2; Shavon Shields, 15.4).

36 - Bench points scored by Nebraska vs. Maryland on Feb. 19, which was the most this season (previous high was 18 vs. Central Arkansas) and the most by Nebraska since scoring 38 off the bench against Georgia at the 2013 Charleston Classic on Nov. 24, 2013.

2010 - The last time a Husker had 10 or more rebounds in consecutive games before Walter Pitchford accomplished the feat against Cincinnati and Hawaii.

15,569 - Nebraska's average attendance in 2014-15 broke the school mark of 15,419 set the previous season.

2014-15 SEASON REVIEW



Terran Petteway earned All-Big Ten honors for the second straight season and earned an invitation to training camp with the Atlanta Hawks.

For the Nebraska men's basketball program, the 2014-15 season was one filled with both memorable highs and challenging moments.

A 79-77 victory over Final Four qualifier Michigan State on #AveryStrong Day, the program's first national ranking in nearly two decades and a first-team Academic All-American were among the highlights for the Huskers, who fell short for a second consecutive postseason bid following the 2013-14 NCAA appearance.

A number of early-season injuries didn't allow the Huskers to build off the momentum from the previous season while the Huskers struggled on the offensive end, including its second-lowest 3-point shooting percentage in school history. Those things led to a 13-18 record, marking just the second time in 20 years of coaching that Head Coach Tim Miles didn't match or improve his team's record.

Despite the struggles, Husker fans came out in record numbers in 2014-15, as Nebraska averaged a school-record 15,569 fans per game to rank 10th nationally. It was the highest that Nebraska has ever been in average attendance.

"Our fans have been just terrific," Miles said after a loss to Penn State in the Big Ten Tournament. "We've oversold our arena capacity the last two home games with a losing streak, and I don't know how many fan bases would do that. But the Husker faithful have been unbelievable for us. They've really rallied around our basketball programs, men and women alike, and it's a really special place. It's great for the student-athletes. They go out there against Maryland, we're dead in the water as far as postseason goes unless something crazy happens, and there's 15,800 people at the game, and it's crazy. The guys are really inspired by our fans."

The three-point loss to the Nittany Lions was a microcosm of the season, as the Huskers relied on its two primary scorers (Terran Petteway and Shavon Shields) and showed grit, battling back from a 16-point second-half deficit, but was unable to find an effective third scorer and fell just short in the final seconds.

Terran Petteway continued to show why he was among the top all-around players in the Big Ten, averaging 18.2 points, 4.9 rebounds and 2.8 assists per game to earn third-team All-Big Ten honors. The 6-foot-6 junior guard ranked fourth in the conference in scoring and closed the season with a 29-point effort against Penn State, including four 3-pointers, for his 13th 20-point game of the year. Petteway went over the 1,000-point mark in his second season at Nebraska, joining Dave Hoppen as the only two Huskers to accomplish the feat.

Shields continued to develop his all-around game, averaging 16.0 points, 6.0 rebounds and 2.2 assists per game. The 6-foot-7 junior joined consensus national player of the year Frank Kaminsky as the only Big Ten players to average 16.0 points, 6.0 rebounds and 2.0 assists per game in 2014-15. Shields closed the year with his second double-double of 2014-15, totaling 20 points, 10 rebounds and four assists. It marked his ninth 20-point effort of the season, including a career-high 35-point effort against Omaha in non-conference action. Shields also excelled off the court, as he was a first-team CoSIDA Academic All-American, becoming the first Husker basketball player to receive that honor.



Relive all of the moments from the Huskers' 2014-15 season with this highlight video by HuskerVision. Use the QR reader on your smart phone to access the video.

2014-15 HUSKER HONORS

MOSES ABRAHAM

- Tom Osborne Citizenship Team

BJ DAY

- Tom Osborne Citizenship Team

NICK FULLER

- Team's Most Improved Player
- Academic All-Big Ten
- Tom Osborne Citizenship Team
- Honors Academic Medallion

JAKE HAMMOND

- Tom Osborne Citizenship Team

KYE KURKOWSKI

- Academic All-Big Ten
- Tom Osborne Citizenship Team
- Honors Academic Medallion
- Hero Leadership Award

TREVOR MENKE

- Academic All-Big Ten
- Team's Unsung Hero Award
- Tom Osborne Citizenship Team
- Highest Honors Academic Medallion

BENNY PARKER

- Team's Most Outstanding Defender
- Tom Osborne Citizenship Team
- Bus Whitehead Memorial Scholarship

TERRAN PETTEWAY

- Jack Moore Most Valuable Player Award
- 2014-15 Team Captain
- Third-Team All-Big Ten (Coaches)
- Third-Team All-Big Ten (Media)
- Wooden Award Preseason Top 50
- Julius Erving Award Watch List (1 of 15)
- Naismith Trophy Men's 50 Watch List
- Oscar Robertson Trophy Watch List (1 of 24)
- Lute Olson POY Watch List (1 of 25)
- Tom Osborne Citizenship Team

WALTER PITCHFORD

- Tom Osborne Citizenship Team

DAVID RIVERS

- Tom Osborne Citizenship Team

SHAVON SHIELDS

- 2014-15 Team Captain
- First-Team Academic All-American
- First-Team Academic All-District VII
- Academic All-Big Ten
- Tom Osborne Citizenship Team
- High Honors Academic Medallion

LESLEE SMITH

- Academic All-Big Ten
- Tom Osborne Citizenship Team
- Honors Academic Medallion

TARIN SMITH

- Tom Osborne Citizenship Team

ANDREW WHITE III

- Husker Power Lifter of the Year



The Huskers opened the season in the national polls for the first time since 1995 when they opened the season ranked 21st in both the AP and USA Today Coaches poll. NU opened the year with four wins in their first five games with the only setback coming in a four-point overtime loss at Rhode Island, as the Huskers headed to Florida State for the ACC/Big Ten Challenge.

Nebraska got strong performances from Petteway and Shields, who combined for 46 points and 13 rebounds. Shields had nine of his 21 points in an 18-1 spurt to help the Huskers take a 16-point lead to the locker room, while Petteway had 25 points before fouling out. The Huskers saw their 18-point second-half lead cut to 62-61 before a pair of role players made big plays down the stretch. David Rivers had an offensive putback to push the lead back to three before freshman Tarin Smith hit a 3-pointer to give the visitors a six-point cushion with 1:07 left.

"I thought that was really cool," Miles said about the efforts of the Husker role players in the victory that was key to the Big Ten keeping the Commissioner's Cup for the sixth straight season. "It was a good night for our team."

The next week would be a taxing one for the Huskers, as Nebraska not only suffered a pair of defeats, but was left short-handed in the frontcourt, as Moses Abraham suffered a broken hand the day before NU's one-point loss to Incarnate Word. Already shorthanded because of Leslee Smith's knee injury in the summer, Abraham's injury depleted the Huskers' depth inside.

Facing a two-game losing streak, the Huskers' grit was put to the test against Cincinnati, as the teams battled for 50 minutes in a game that went back and forth. With Petteway fouling out in overtime, it came down to the heroics of Tai Webster and Benny Parker as well as the defense and rebounding of Walter Pitchford. Webster scored seven of the Huskers' 12 points in the two overtimes and had a key offensive rebound which led to Benny Parker's game-winning basket with 1:14 left in the second overtime period. Pitchford battled in the post and had 10 rebounds and did a great job of limiting Cincinnati to 31.7 percent shooting from the floor in the Huskers' 56-55 victory.

The Huskers closed the non-conference slate by going 2-1 at the Diamond Head Classic, including a 71-58 win over Ohio University, when Petteway and Shields had 22 points apiece, while Rivers grabbed a career-high 13 rebounds.

The Huskers started Big Ten play with two losses before both Abraham and Smith returned to action. Abraham had been sidelined for a month with a broken bone in his hand, while Smith made a remarkable recovery after tearing his ACL in his left knee in July.

With both players back in the rotation, the Huskers played some of their best basketball of the season, winning four of five games with the only setback coming to national finalist Wisconsin in Madison.

The run was punctuated by a 79-77 win over Michigan State behind a season-high 32 points from Petteway and 21 points and seven rebounds from Shields. The Huskers eventually built the lead to 17 points before withstanding a late Michigan State charge. Nebraska salted the game away from the foul line, hitting 18-of-25 at the charity stripe in the second, including 12 consecutive free throws to hold MSU off in front of an overflow crowd at Pinnacle Bank Arena.

It was an emotional win for the Huskers on #AveryStrong Day, as students and many of the fans traded red for yellow in honor of Avery Harriman, the 8-year-old son of NU assistant coach Chris Harriman, as he battled leukemia through a pair of transplants.

"It was great. I saw many "Avery" shirts, I was so impressed by it," Avery said after the game to the media as he thanked the fans on his special day. "I couldn't believe everyone wore my shirts, but I was so proud."

The Huskers were unable to sustain the momentum built during the run down the stretch, as the Big Red struggled at times to get its offense on track. NU showed heart down the stretch, taking nationally-ranked Maryland to the brink on a pair of occasions, including a three-point loss in the regular-season finale, when the Huskers barely missed a shot to send it into overtime. In all, the Huskers had six losses by four points or less on the season.



2014-15 SENIOR BIOS



MOSES ABRAHAM

6-9 | 252 | Center
Kano, Nigeria

Career Honors

- ◆ Tom Osborne Citizenship Team (2015)

Moses Abraham spent the 2014-15 season as a graduate transfer and played in 22

contests for the Huskers. He averaged 3.4 rebounds per game and was third on the team in blocked shots despite playing just 10.2 minutes per outing. Abraham saved his best for last, coming off the bench in the Big Ten Tournament and grabbing a season-high 10 rebounds, including six offensive boards, in just 11 minutes.

Abraham was playing some of the best basketball of his career in NU's first seven games, averaging 2.9 points on 64 percent shooting and 5.4 rebounds per game before suffering a broken right hand in practice on Dec. 9. He grabbed five or more rebounds in six of NU's first seven games, including seven at Rhode Island and against Omaha, when he also blocked a pair of shots in 17 minutes. Abraham's season high in points came against Tennessee Martin, when he had seven points, five rebounds and a blocked shot in 19 minutes of action.

Abraham spent four seasons at Georgetown, helping the Hoyas to three NCAA appearances during his career. He played in 31 games at Georgetown during the 2013-14 season, averaging 1.9 points on 56 percent shooting and 2.8 rebounds per game, as the Hoyas went 18-15 and reached the second round of the NIT.



KYLE KURKOWSKI

6-11 | 221 | Forward
Grant, Neb.

Career Honors

- ◆ Four-Time Academic All-Big Ten
- ◆ Three-time Nebraska Scholar-Athlete Honor Roll (Fall 2013, 2014; Spring 2013)
- ◆ Nebraska Student-Athlete HERO Leadership Award (2015)


Kyle Kurkowski was a solid contributor to the Husker program during his five-year career after walking on to the team in 2010-11. He played in 20 career games, including seven contests as a senior.

In 2014-15, Kurkowski scored his only two points of the season against Northern Kentucky, when he had an offensive rebound and tip in. He played a season-high three minutes on two occasions (vs. Central Arkansas and vs. Iowa) and had rebounds in Big Ten games against Penn State and Iowa.

During his junior year, he played in five contests, scoring on a basket against No. 10 Michigan on Feb. 5 and grabbing a career-high two rebounds in a win over South Carolina State.

Kurkowski saw action in six contests as a sophomore and played in two games as a redshirt freshman, including the Big Ten Tournament.

A four-time Academic All-Big Ten selection, Kurkowski earned his undergraduate degree in agricultural engineering at Nebraska in December of 2014.



TREVOR MENKE

5-11 | 184 | Guard
Beatrice, Neb.

Career Honors

- ◆ NABC Honor Court (2013-14)
- ◆ Big Ten Sportsmanship Award (2015)
- ◆ Four-Time Academic All-Big Ten
- ◆ Eight-time Nebraska Scholar-Athlete Honor Roll

- ◆ Nebraska Student-Athlete HERO Leadership Award (2013)
- ◆ Big Ten Distinguished Scholar (2014)
- ◆ Tom Osborne Citizenship Team (2015)

Trevor Menke walked on to the Nebraska basketball program and provided depth in the Husker backcourt. He played in 30 games as a Husker, including 15 during his sophomore season when he was one of the primary backup point guards. He finished his career with one turnover in 95 career minutes of action. He was scout team MVP in each of his final two seasons.

As a senior, Menke played in seven contests, hitting a 3-pointer in the win over Omaha, and saw action in five games during his junior year. Menke earned his most extensive time as a sophomore, totaling four points and five assists in 16 contests, including a career-high 16 minutes in wins over Southern and Omaha.

A four-time Academic All-Big Ten pick, Menke graduated from Nebraska in May of 2014 and spent his senior year working on a master's degree.



ABRAHAM'S CAREER STATS

Year	G-GS	MP-MPG	FG-FGA	Pct.	3FG-3FGA	Pct.	FT-FTA	Pct.	O-D	Tot.-Avg.	F-DQ	A	TO	B	S	TP-Avg.
2010-11*	6-0	26-4.3	2-3	.667	0-0	.000	6-9	.667	0-3	3-0.5	2-0	2	3	2	3	10-1.7
2012-13*	28-0	262-9.4	13-27	.481	0-0	.000	11-26	.423	28-41	69-2.5	57-2	12	22	8	3	37-1.3
2013-14*	31-1	406-13.1	22-39	.564	0-0	.000	15-33	.455	22-66	88-2.8	84-6	9	17	23	7	59-1.9
2014-15	22-0	224-10.2	15-30	.500	0-0	.000	5-11	.455	32-43	75-3.4	45-0	2	20	10	5	35-1.6
TOTAL	22-0	224-10.2	15-30	.500	0-0	.000	5-11	.455	32-43	75-3.4	45-0	2	20	10	5	35-1.6
All*	87-1	918-10.6	52-99	.525	0-0	.000	37-79	.468	82-153	235-2.7	188-8	25	62	43	18	141-1.6

KURKOWSKI'S CAREER STATS

Year	G-GS	MP-MPG	FG-FGA	Pct.	3FG-3FGA	Pct.	FT-FTA	Pct.	O-D	Tot.-Avg.	F-DQ	A	TO	B	S	TP-Avg.
2011-12	2-0	3-1.5	0-1	.000	0-0	.000	0-0	.000	0-0	0-0.0	0-0	0	0	0	0	0-0.0
2012-13	6-0	9-1.5	1-1	1.000	0-0	.000	0-0	.000	0-2	2-0.3	0-0	0	1	0	0	2-0.3
2013-14	5-0	10-2.0	1-1	1.000	0-0	.000	0-1	.000	0-3	3-0.6	1-0	0	0	0	0	2-0.4
2014-15	7-0	12-1.7	1-2	.500	0-0	.000	0-0	.000	2-1	3-0.4	0-0	0	1	0	0	2-0.3
TOTAL	20-0	34-1.7	3-4	.750	0-0	.000	0-1	.000	2-6	8-0.4	1-0	0	2	0	0	6-0.3

MENKE'S CAREER STATS

Year	G-GS	MP-MPG	FG-FGA	Pct.	3FG-3FGA	Pct.	FT-FTA	Pct.	O-D	Tot.-Avg.	F-DQ	A	TO	B	S	TP-Avg.
2011-12	3-0	7-2.3	0-1	.000	0-0	.000	0-0	.000	0-0	0-0.0	1-0	0	0	0	0	0-0.0
2012-13	15-0	65-4.3	1-8	.125	1-5	.200	1-2	.500	1-1	2-0.1	7-0	5	1	0	1	4-0.3
2013-14	5-0	10-2.0	1-2	.500	1-2	.500	0-0	.000	0-0	0-0.0	0-0	0	0	0	1	3-0.6
2014-15	7-0	13-1.9	1-2	.500	1-2	.500	0-0	.000	0-0	0-0.0	1-0	0	0	0	0	3-0.4
TOTAL	30-0	95-3.2	3-13	.231	3-10	.300	1-2	.500	1-1	2-0.1	9-0	5	1	0	2	10-0.3



DAVID RIVERS

6-7 | 200 | Forward
Little Rock, Ark.

Career Honors

- ◆ Tom Osborne Citizenship Team (2015)
- ◆ Signed with Rostock Seawolves (Germany)

David Rivers was a vital member of the Husker squad during his four-year career, playing in 107 career games at Nebraska. He totaled 411 points and 327 rebounds, while making 56 career starts as a Husker.

In 2014-15, Rivers was a mainstay in the starting lineup, averaging 4.3 points and 4.2 rebounds per game. Rivers had his first career double-double with 10 points and 11 rebounds at Ohio State. He also grabbed a career-best 13 caroms in a win over Ohio.

As a junior, he was chosen by his teammates as the most improved player on the team, helping the Huskers to their first NCAA Tournament appearance in 16 years.

Rivers cracked the starting lineup as a sophomore, averaging 5.6 points per game, including a career-high 20-point effort against Central Michigan and 18 points on 8-of-8 shooting in a loss at No. 22 Michigan State.

Rivers earned his degree from Nebraska in ethnic studies in May of 2015 and is currently playing with the Rostock Seawolves club in Germany.



LESLEE SMITH

6-8 | 254 | Forward
Longlook, British Virgin Islands

Career Honors

- ◆ Academic All-Big Ten (2015)
- ◆ Two-time Tom Osborne Citizenship Team
- ◆ Signed with La Salle (Bolivia)

Leslee Smith was a two-year performer for the Huskers, providing rebounding and toughness on the interior for the Big Red.

As a senior, he returned to action six months after tearing his ACL playing for the British Virgin Islands in July of 2014. He returned to action for NU's final 17 games, averaging 3.1 points and 3.1 rebounds a game. Smith made nine starts, including seven points and seven rebounds in a win over Michigan State and a season-high nine rebounds and eight points at Illinois.

In his first year at Nebraska, he was one of the Big Ten's top reserves, averaging 5.4 points and 4.8 rebounds per game. He led Nebraska with three double-doubles and was second on the team in both blocked shots and steals. Smith had five games with at least 10 rebounds in 2013-14.

Smith began his career at SMU before playing at Seward County Community College in 2012-13, averaging 8.3 points and 6.6 rebounds per game.

Smith earned his degree from Nebraska in sociology in August of 2015 and is playing with La Salle in Bolivia. In addition, he will play with the Kentucky Mavericks of the Premier Basketball League as he was the No. 1 pick in the league in August of 2015.



RIVERS' CAREER STATS

Year	G-GS	MP-MPG	FG-FGA	Pct.	3FG-3FGA	Pct.	FT-FTA	Pct.	O-D	Tot.-Avg.	F-DQ	A	TO	B	S	TP-Avg.
2011-12	19-0	158-8.3	7-30	.233	2-19	.105	4-10	.400	7-9	16-0.8	10-0	5	8	2	5	20-1.1
2012-13	33-17	829-25.1	74-181	.409	6-23	.261	32-56	.571	40-72	112-3.4	67-2	24	19	14	14	186-5.6
2013-14	25-14	499-20.0	27-57	.474	1-3	.333	21-33	.636	25-48	73-2.9	51-2	10	13	13	25	76-3.0
2014-15	30-25	709-23.6	52-109	.477	1-1	1.000	24-39	.615	56-70	126-4.2	75-3	20	16	7	13	129-4.3
TOTAL	107-56	2195-20.5	160-377	.424	10-46	.217	81-138	.587	128-199	327-3.1	203-7	59	56	36	57	411-3.8

SMITH'S CAREER STATS

Year	G-GS	MP-MPG	FG-FGA	Pct.	3FG-3FGA	Pct.	FT-FTA	Pct.	O-D	Tot.-Avg.	F-DQ	A	TO	B	S	TP-Avg.
2011-12*	28-6	377-13.5	36-82	.439	6-22	.273	17-30	.567	24-60	84-3.0	57-0	31	37	11	21	95-3.4
2013-14	32-1	537-16.8	67-129	.519	0-1	.000	38-61	.623	59-95	154-4.8	82-1	12	45	20	29	172-5.4
2014-15	17-9	214-12.6	23-50	.460	0-0	.000	7-16	.438	18-35	53-3.1	28-0	9	15	9	10	53-3.1
TOTAL	49-10	751-15.3	90-179	.503	0-1	.000	45-77	.584	77-130	207-4.2	110-1	21	60	29	39	225-4.6
All*	77-16	1128-14.6	126-261	.483	6-23	.261	62-107	.579	101-190	291-3.8	167-1	52	97	40	60	320-4.2

2014-15 SEASON RESULTS

GAME-BY-GAME REVIEW

Date	Opponent	Result	Record (B1G)	Attendance	-----Nebraska Individual Leaders-----			
					Points	Rebounds	Assists	Steals
11/16	Northern Kentucky	W, 80-61	1-0 (0-0)	15,479	Petteway, 26	Petteway, Rivers, 6	Shields, Parker, 2	Parker, 2
11/18	Central Arkansas	W, 82-56	2-0 (0-0)	15,389	Petteway, 23	Shields, 11	Shields, 4	Webster, 4
11/22	at Rhode Island	L, 62-66	2-1 (0-0)	7,657	Shields, 25	Shields, 9	Parker, Smith, 3	Webster, 2
11/25	Omaha	W, 80-67	3-1 (0-0)	15,889	Shields, 33	Petteway, 12	Parker, Webster 4	Petteway, 3
11/28	Tennessee-Martin	W, 75-64	4-1 (0-0)	15,987	Pitchford, 19	Rivers, 6	Petteway, 8	Petteway, 2
12/1	at Florida State	W, 70-65	5-1 (0-0)	6,406	Petteway, 25	Shields, 8	Webster, 3	Parker, 4
12/7	Creighton	L, 55-65	5-2 (0-0)	15,782	Petteway, 21	Rivers, 8	Shields, 5	Abraham, 2
12/10	Incarnate Word	L, 73-74	5-3 (0-0)	15,275	Shields, 19	Shields, 9	Petteway 5	Petteway, 3
12/13	Cincinnati	W, 56-55	6-3 (0-0)	15,607	Petteway, Shields, 13	Pitchford, 10	Petteway, 2	Parker, 2
12/22	at Hawaii \$	L, 58-66	6-4 (0-0)	8,448	Petteway, 14	Pitchford, 10	Parker, 3	Petteway, 2
12/23	vs. Loyola Marymount \$	W, 50-42 (OT)	7-4 (0-0)	7,140	Petteway, 17	Pitchford, 8	Shields, 3	Parker, 4
12/25	vs. Ohio \$	W, 71-58	8-4 (0-0)	N/A	Petteway, Shields, 22	Rivers, 13	Parker, Petteway, 3	Rivers, Parker, Petteway, Smith 2
12/31	Indiana*	L, 65-70	8-5 (0-1)	14,897	Petteway 23	Petteway, Parker, Pitchford, 3	Parker, 3	Parker, 3
1/5	at Iowa*	L, 59-70	8-6 (0-2)	12,789	Shields, 25	Shields, Pitchford, 6	Five players, 1	Rivers, 3
1/8	Rutgers*	W, 65-49	9-6 (1-2)	14,857	Petteway, 20	Shields, Pitchford, 6	Petteway, 5	Shields, 3
1/11	Illinois*	W, 53-43	10-6 (2-2)	15,514	Petteway, 18	Shields, 8	Shields, 5	Parker, 2
1/15	at No. 7 Wisconsin *	L, 55-70	10-7 (2-3)	17,279	Petteway, 27	Pitchford, Abraham 4	Shields, 6	Five players, 1
1/20	Minnesota *	W, 52-49	11-7 (3-3)	15,606	Shields, 15	Pitchford, 11	Shields, Parker 3	Shields, 3
1/24	Michigan State*	W, 79-77	12-7 (4-3)	15,757	Petteway, 32	L. Smith, Shields, 7	Parker, 3	Petteway, Shields, Webster, 2
1/27	at Michigan*	L, 44-58	12-8 (4-4)	12,115	Shields, 14	T. Smith 7	Webster, Petteway, 2	T. Smith, 2
1/31	at Minnesota*	L, 42-60	12-9 (4-5)	13,253	Shields, 11	T. Smith 6	Petteway, 5	Parker, 2
2/3	Northwestern*	W, 76-60	13-9 (5-5)	15,482	Petteway, 28	Petteway, 7	Shields, 8	Petteway, Parker 2
2/7	at Penn State*	L, 43-56	13-10 (5-6)	11,702	Petteway, 13	Shields, 8	Petteway, 3	Webster, 4
2/10	No. 5 Wisconsin *	L, 55-65	13-11 (5-7)	15,701	Petteway, 23	Petteway, 8	Petteway, 3	L. Smith, 2
2/15	at Purdue *	L, 54-66	13-12 (5-8)	14,313	Shields, 19	Petteway, 5	Petteway, 4	L. Smith, 2
2/19	at No. 16 Maryland *	L, 65-69	13-13 (5-9)	14,375	Pitchford, 19	Pitchford, 7	Petteway, 9	Petteway, 2
2/22	Iowa *	L, 46-74	13-14 (5-10)	15,593	Petteway, 16	Petteway, 6	Parker, 3	Fuller, 2, T. Smith 2
2/26	at Ohio State *	L, 57-81	13-15 (5-11)	13,712	T. Smith, 13	Rivers, 11	Petteway, 3	Parker, 2
3/4	at Illinois *	L, 57-69	13-16 (5-12)	17,085	Shields, 14	L. Smith, 9	Webster, 3	Rivers, L. Smith, Parker 1
3/8	No. 10 Maryland *	L, 61-64	13-17 (5-13)	15,586	Shields, 26	Petteway, 10	Shields, 3	Shields, 4
3/11	vs. Penn State &	L, 65-68	13-18 (5-13)	N/A	Petteway, 29	Shields, Abraham, 10	Shields, 4	Parker, Petteway, 2

* - Big Ten game; \$-Diamond Head Classic (Honolulu, Hawaii); &-Big Ten Tournament (Chicago, Ill.)

MISCELLANEOUS REVIEW

Nebraska Record When:	All	Home	Away
Ahead at Halftime	12-2	9-1	3-1
Behind at Halftime	1-16	1-5	0-11
Tied at Halftime	0-0	0-0	0-0
Bench Outscores Opponent's	5-9	5-3	0-6
Opponent Bench Outscores NU	6-8	3-3	3-5
Bench scoring is even	2-1	2-0	0-1
Shooting 50% or Better	3-0	3-0	0-0
Shooting Under 50%	10-18	7-6	3-12
Opp. Shoots 50% or Better	0-2	0-1	0-1
Opp. Shoots Under 50%	13-16	10-5	3-11
Outshooting Opponent (pct.)	13-5	10-0	3-5
Outshot by Opponent (pct.)	0-12	0-5	0-7
Shooting is even	0-1	0-0	0-1
Outrebounding Opponent	7-5	6-1	1-4
Outrebounded by Opponent	6-13	4-5	2-8
Rebounds are Even	0-0	0-0	0-0
Committing More TOs than Opp	3-9	3-2	0-7
Committing Fewer TOs than Opp	10-6	7-3	3-3
Turnovers are Even	0-3	0-1	0-2
Leading with 5:00 left	13-2	10-1	3-1
Trailing with 5:00 left	0-14	0-5	0-9
Tied with 5:00 left	0-2	0-0	0-2
In Overtime	2-1	1-0	1-1
Scoring 80 or more points	3-0	3-0	0-0
Scoring 61 to 79 points	6-6	4-3	2-3
Scoring 60 or fewer points	4-12	3-3	1-9
Allowing 80 or more points	0-1	0-0	0-1
Allowing 61 to 79 points	5-14	4-6	1-8
Allowing 60 or fewer points	8-3	6-0	2-3

HOME/AWAY/NEUTRAL STATISTICS

Field-Goal Percentage by Site:		
NU	H (PBA) --359-835= 43.0	A --305-778= 39.2
OPP	A --313-758= 41.3	H (PBA) 344-869 = 39.6

Free-Throw Percentage by Site:		
NU	H (PBA) -245-343 = 71.4	A --171-245 = 69.8
OPP	A --240-332= 72.3	H (PBA) - 195-295= 66.1

NU Average at home: 65.8 ppg (1053)
Opp. Average at home: 62.1 ppg (993)

NU Average on Road/Neutral: 56.8 ppg (852)
Opp. Average on Road/Neutral: 64.3 ppg (964)

ATTENDANCE

Location	G	W-L	Total	Avg.	High
Home	16	10-6	249,101	15,569	15,987
Big Ten	9	5-4	139,693	15,521	15,933
Away	12	1-11	149,135	12,428	17,279
Big Ten	9	0-0	126,624	14,069	17,279
Neutral	3	2-1	31,055	10,352	16,098
Total	31	13-18	429,291	13,848	17,279

GAME-BY-GAME COMPARISON

Team	FG-FGA	Pct.	3FG-3FGA	Pct.	FT-FTA	Pct.	O-D	Reb.	PF	A	TO	B	S	Pts.	W/L
Northern Kentucky	21-58	.362	8-23	.348	11-21	.524	15-21	36	24	9	13	0	3	61	
at Nebraska	23-48	.479	8-22	.364	26-30	.867	6-27	33	22	10	10	7	6	80	W
Central Arkansas	19-58	.328	7-26	.269	11-19	.579	12-23	35	26	13	18	3	6	56	
at Nebraska	27-51	.529	5-16	.313	23-34	.676	10-30	40	15	12	15	5	8	82	W
at Rhode Island	21-61	.344	3-19	.158	21-33	.636	16-33	49	23	9	16	5	7	66	
Nebraska	21-57	.368	3-20	.150	17-22	.773	7-29	36	23	10	16	6	6	62	L
Omaha	23-56	.411	6-18	.333	15-22	.682	7-21	28	19	7	19	1	13	67	
at Nebraska	28-53	.528	6-19	.316	18-31	.581	11-31	42	21	14	20	3	11	80	W
Tennessee-Martin	23-52	.442	11-27	.407	7-7	1.000	5-20	25	18	11	18	2	10	64	
at Nebraska	26-55	.473	10-23	.435	13-16	.813	10-24	34	12	13	16	3	3	75	W
at Florida State	22-54	.407	2-18	.111	19-32	.594	14-27	41	17	10	17	3	6	65	
Nebraska	24-58	.414	7-19	.368	15-19	.789	8-22	30	28	12	13	1	6	70	W
Creighton	24-51	.471	10-23	.435	7-9	.778	9-27	36	13	15	12	3	1	65	
at Nebraska	23-61	.377	6-12	.261	3-8	.375	14-19	33	17	14	11	3	4	55	L
Incarnate Word	25-52	.481	8-24	.333	16-22	.727	6-20	26	26	8	12	2	9	74	
at Nebraska	22-52	.423	5-17	.294	24-32	.750	12-24	36	20	13	14	1	6	73	L
Cincinnati	20-63	.317	3-17	.176	12-24	.500	16-27	43	21	11	18	3	9	55	
at Nebraska	16-49	.327	4-17	.235	20-23	.870	8-34	42	21	3	22	4	5	56	W
at Hawaii	24-64	.375	4-18	.222	14-19	.737	16-22	38	23	9	11	0	9	66	
Nebraska	20-46	.435	5-16	.313	13-23	.565	11-28	39	22	7	18	4	6	58	L
vs. Loyola Marymount	14-50	.280	5-19	.263	9-11	.811	16-24	40	20	5	20	0	3	42	
Nebraska	14-38	.368	6-17	.353	16-19	.842	2-20	22	13	8	13	2	7	50	W
vs. Ohio	20-53	.377	7-22	.318	11-15	.733	4-24	28	19	7	15	0	7	58	
Nebraska	23-51	.451	4-15	.267	21-27	.778	7-32	39	16	9	12	4	10	71	W
Indiana	27-60	.450	7-24	.292	9-17	.529	12-32	44	17	13	11	2	2	70	
at Nebraska	23-59	.390	7-18	.389	12-17	.706	6-25	31	17	11	8	5	7	65	L
at Iowa	17-44	.386	5-20	.250	31-38	.816	10-22	32	18	11	9	3	7	70	
Nebraska	22-48	.458	2-14	.143	13-21	.619	7-22	29	24	5	10	3	3	59	L
Rutgers	17-49	.347	2-13	.154	13-23	.565	19-20	39	16	5	19	2	3	49	
at Nebraska	27-55	.491	5-15	.333	6-13	.462	12-19	31	20	14	9	4	9	65	W
Illinois	15-55	.273	6-29	.205	7-8	.875	7-23	30	13	7	9	4	7	43	
at Nebraska	21-49	.429	6-17	.353	5-5	1.000	5-33	38	10	10	13	4	5	53	W
at Wisconsin	21-43	.488	11-21	.524	17-23	.739	5-22	27	14	9	6	4	1	70	
Nebraska	21-50	.420	5-17	.294	8-14	.571	8-16	24	18	9	5	0	5	55	L
Minnesota	16-52	.308	8-20	.400	9-19	.474	9-27	36	22	9	16	2	9	49	
at Nebraska	17-42	.405	4-19	.211	14-21	.667	3-34	37	21	12	15	1	6	52	W
Michigan State	27-66	.409	8-23	.348	15-25	.600	24-24	48	27	12	16	0	8	77	
at Nebraska	22-45	.489	6-17	.353	29-37	.784	5-21	26	22	6	10	2	7	79	W
at Michigan	22-46	.478	6-14	.429	8-8	1.000	6-28	34	14	12	13	2	3	58	
Nebraska	15-49	.306	4-19	.211	10-14	.714	8-18	26	12	6	10	2	3	44	L
at Minnesota	21-48	.438	4-13	.307	14-17	.824	7-20	27	12	13	12	6	10	60	
Nebraska	17-46	.370	4-20	.200	4-5	.800	9-21	30	16	14	20	5	5	42	L
Northwestern	21-46	.457	11-27	.407	7-10	.700	6-13	19	19	15	13	1	3	60	
at Nebraska	27-43	.628	10-21	.476	12-15	.800	5-21	26	13	17	12	1	5	76	W
at Penn State	19-44	.432	9-21	.429	9-14	.643	6-33	39	14	11	16	2	5	56	
Nebraska	15-51	.294	2-20	.100	11-15	.733	5-21	26	16	7	10	1	12	43	L
Wisconsin	18-46	.391	5-18	.278	24-31	.774	8-30	38	12	9	8	4	3	65	
at Nebraska	22-62	.355	4-18	.222	7-10	.700	12-24	36	25	5	8	5	6	55	L
at Purdue	20-52	.385	8-21	.381	18-30	.600	18-26	44	11	15	11	3	6	66	
Nebraska	22-55	.400	3-16	.188	7-9	.778	8-21	29	22	11	11	3	6	54	L
at Maryland	20-43	.465	7-19	.368	22-25	.880	1-25	26	12	9	10	4	4	69	
Nebraska	26-59	.429	10-26	.385	3-7	.429	10-23	33	21	15	12	0	4	65	L
Iowa	29-58	.500	5-10	.500	11-13	.846	11-27	38	15	17	8	4	8	74	
at Nebraska	17-52	.327	2-18	.111	10-14	.714	10-20	30	14	8	13	5	7	46	L
at Ohio State	28-52	.538	11-19	.579	14-22	.636	11-22	33	13	16	11	6	8	81	
Nebraska	22-51	.431	6-19	.316	7-14	.500	9-18	27	18	10	12	2	5	57	L
at Illinois	21-49	.429	7-16	.438	20-23	.870	10-21	31	13	9	8	4	4	69	
Nebraska	24-56	.429	5-20	.250	4-5	.800	9-19	28	19	14	10	2	3	57	L
Maryland	19-47	.404	5-18	.278	21-25	.840	9-32	41	27	10	17	5	0	64	
at Nebraska	18-59	.305	2-14	.143	23-37	.622	16-22	38	24	5	7	0	10	61	L
Penn State	23-55	.418	9-22	.409	13-22	.591	8-26	34	24	8	13	16	8	68	
vs. Nebraska	19-63	.302	5-14	.357	22-31	.710	24-27	51	19	11	14	2	6	65	L

SEASON HIGHS AND LOWS

2014-15 INDIVIDUAL SUPERLATIVES

Nebraska Individual Game Highs

Points	35	Shields, Shavon vs Omaha (11/25/14)
	32	Petteway, Terran vs Michigan State (01/24/15)
Field Goals Made	12	Shields, Shavon vs Omaha (11/25/14)
Field Goal Att.	24	Petteway, Terran vs Wisconsin (02/10/15)
FG Pct (min 5 made)	1.000 (5-5)	Rivers, David vs Northern Kentucky (11/16/14)
3-Point FG Made	6	Pitchford, Walter vs Tennessee-Martin (11/28/14)
	6	Petteway, Terran vs Northern Kentucky (11/16/14)
3-Point FG Att.	11	Petteway, Terran vs Northwestern (02/03/15)
	11	Petteway, Terran vs Creighton (12/07/14)
3-Pt FG Pct (min 2 made)	1.000 (4-4)	Shields, Shavon vs Omaha (11/25/14)
	1.000 (3-3)	Smith, Tarin at Ohio State (2/26/15)
Free Throws Made	11	Petteway, Terran vs Penn State (3/11/15)
Free Throw Att.	14	Petteway, Terran vs Michigan State (01/24/15)
FT Pct (min 3 made)	1.000 (10-10)	Shields, Shavon vs Northern Kentucky (11/16/14)
	1.000 (9-9)	Shields, Shavon vs Incarnate Word (12/10/14)
Rebounds	13	Rivers, David vs Ohio (12/25/14)
Assists	9	Petteway, Terran at Maryland Terrapins (02/19/15)
Steals	4	Shields, Shavon vs Maryland Terrapins (03/08/15)
	4	Webster, Tai at Penn State (2/7/15)
	4	Parker, Benny vs Loyola Marymount (12/23/14)
	4	Parker, Benny at Florida State (12/01/14)
	4	Webster, Tai vs Central Arkansas (11/18/14)
Blocked Shots	4	Petteway, Terran at Rhode Island (11/22/14)
	3	Pitchford, Walter vs Northern Kentucky (11/16/14)
Turnovers	8	Petteway, Terran at Rhode Island (11/22/14)

Opponent Individual Game Highs

Points	27	Trice, Travis vs Michigan State (01/24/15)
	26	Matthews, E.C. at Rhode Island (11/22/14)
Field Goals Made	9	Newbill, D.J. vs Penn State (3/11/15)
	9	Trice, Travis vs Michigan State (01/24/15)
Field Goal Att.	24	Trice, Travis vs Michigan State (01/24/15)
FG Pct (min 5 made)	1.000 (5-5)	Bojanovsky, Boris at Florida State (12/01/14)
3-Point FG Made	5	Garner, Shep vs Penn State (3/11/15)
	5	Smith, Deville vs Tennessee-Martin (11/28/14)
3-Point FG Att.	11	Rathan-Mayes, Xavier at Florida State (12/01/14)
	11	Smith, Deville vs Tennessee-Martin (11/28/14)
3-Pt FG Pct (min 2 made)	1.000 (3-3)	Thompson, Sam at Ohio State (2/26/15)
	1.000 (3-3)	Cobb, JerShon vs Northwestern (02/03/15)
	1.000 (3-3)	Dawkins, Aubrey at Michigan (01/27/15)
	1.000 (3-3)	Kreklow, Rick vs Creighton (12/07/14)
Free Throws Made	12	Olaseni, Gabriel at Iowa (01/05/14)
	12	White, Aaron at Iowa (01/05/14)
Free Throw Att.	15	White, Aaron at Iowa (01/05/14)
FT Pct (min 3 made)	1.000 (7-7)	Taylor, Myles vs Tennessee-Martin (11/28/14)
Rebounds	18	Dawson, Branden vs Michigan State (01/24/15)
Assists	8	Gesell, Mike vs Iowa (02/22/15)
	8	Ferrell, Kevin (Yogi) vs Indiana (12/31/14)
Steals	5	Caupain, Troy vs Cincinnati (12/13/14)
	5	Livingston, Denzel vs Incarnate Word (12/10/14)
	5	Carter, CJ vs Omaha (11/25/14)
Blocked Shots	5	Taylor, Brandon vs Penn State (3/11/15)
Turnovers	7	Rathan-Mayes, Xavier at Florida State (12/01/14)

MISCELLANEOUS STREAKS

Biggest margin of victory	26	Central Arkansas (11/18)
Biggest margin of defeat	28	vs. Iowa (2/22)
Largest deficit overcome in win	16	Omaha (11/25)
Largest halftime deficit overcome in win	1	Minnesota (1/20)
Largest lead surrendered in loss	10	Creighton (12/7); Incarnate Word (12/10)
Largest halftime lead surrendered in loss	4	at Rhode Island (11/22)
Largest lead at any time	29	Central Arkansas (11/18)
Largest deficit at any time	31	Iowa (2/22)
Largest runs without opponent scoring	17	Northwestern (15-01-8-51, 2nd)
Largest opponent run without NU scoring	14	Iowa (3:48-0:03, 1st)

2014-15 NEBRASKA WIN/LOSS MARGIN

Category	1	2	3	4	5	6	7	8	9	10	11	12	13	14	15	16	17	18	19	20	+20
Husker Wins	1	1	1	0	1	0	0	1	0	1	1	0	2	0	0	2	0	0	1	0	1
Husker Losses	1	0	2	2	1	0	0	1	0	2	1	2	1	1	1	0	0	1	0	0	2

2014-15 TEAM SUPERLATIVES

Nebraska Team Game Highs

Points	90	vs UMass (11/21/13)
Field Goals Made	29	Arkansas State (12/14/13)
Field Goal Attempts	67	at Iowa (12/31/13)
Field Goal Percentage	.531 (26-49)	Michigan (1/9/14)
3-Point Field Goals Made	11	Minnesota (1/26/14)
3-Point Field Goal Attempts	30	at Michigan State (2/16/14)
3-Point Field Goal Percentage	.545 (6-11)	Wisconsin (3/9/14)
Free Throw Made	37	Penn State (2/20/14)
Free Throw Attempts	48	Penn State (2/20/14)
Free Throw Percentage	.917 (11-12)	Michigan (1/9/14)
Rebounds	44	at Iowa (12/31/13)
Assists	19	Minnesota (1/26/14); Arkansas State (12/14/13)
Steals	15	Arkansas State (12/14/13)
Blocked Shots	7	vs. Baylor (3/21/14); vs. Georgia (11/24/13)
Turnovers	17	Ohio State (1/20/14)
Fouls	34	vs. UMass (11/21/13)

Nebraska Team Game Lows

Points	49	at Illinois (2/26/14)
Field Goals Made	18	Miami (Fla.) (12/4/13)
Field Goal Attempts	43	Illinois (2/12/14)/ Penn State (2/20/14)
Field Goal Percentage	.299 (20-67)	at Iowa (12/31/13)
3-Point Field Goals Made	2	Ohio State (1/20/14)
3-Point Field Goal Attempts	10	Florida Gulf Coast (11/8/13)
3-Point Field Goal Percentage	.154 (2-13)	Ohio State (1/20/14)
Free Throw Made	6	at Penn State (1/23/14); at Illinois (2/26/14)
Free Throw Attempts	7	at Illinois (2/26/14)
Free Throw Percentage	.571 (8-14)	at Northwestern (2/08/14)
Rebounds	22	Indiana (1/30/14)
Assists	5	Penn State (2/20/14)
Steals	3	Three times
Blocked Shots	1	Seven Times
Turnovers	5	Three Times
Fouls	12	Michigan (1/9/14)

Opponent Team Game Highs

Points	96	vs UMass (11/21/13)
Field Goals Made	31	Michigan (1/9/14)
Field Goal Attempts	63	Penn State (2/20/14)
Field Goal Percentage	.620 (31-50)	Michigan (1/9/14)
3-Point Field Goals Made	13	at Michigan (2/5/14)
3-Point Field Goal Attempts	31	at Michigan (2/5/14)
3-Point Field Goal Percentage	.500 (10-20)	Minnesota (1/26/14)
Free Throw Made	38	vs Baylor (3/21/14)
Free Throw Attempts	48	vs Baylor (3/21/14)
Free Throw Percentage	1.000 (14-14)	at Michigan (2/5/14)
Rebounds	43	vs Ohio State (3/14/14)
	43	vs UMass (11/21/13)
Assists	21	at Michigan (2/5/14); at Creighton (12/8/13)
Steals	11	at Illinois (2/26/14)
Blocked Shots	8	at Iowa (12/31/13)
Turnovers	21	Arkansas State (12/14/13)
Fouls	27	Penn state (2/20/14); vs UMass (11/21/13)

Opponent Team Game Lows

Points	47	Western Illinois (11/12/13); Northwestern (3/1/14)
Field Goals Made	15	Northwestern (3/1/14)
Field Goal Attempts	42	vs Baylor (3/21/14)
Field Goal Percentage	.302 (16-53)	Purdue (2/23/14)
3-Point Field Goals Made	1	at Iowa (12/31/13)
3-Point Field Goal Attempts	6	at Iowa (12/31/13)
3-Point Field Goal Percentage	.154 (2-13)	vs Baylor (3/21/14)
Free Throw Made	3	Michigan (1/9/14)
Free Throw Attempts	9	Michigan (1/9/14)
Free Throw Percentage	.333 (3-9)	Michigan (1/9/14)
Rebounds	20	Michigan (1/9/14)
Assists	5	Purdue (2/23/14)
Steals	1	South Carolina State (11/17/13); Wisconsin (3/9/14)
Blocked Shots	0	Three times
Turnovers	5	at Penn State (1/23/14)
Fouls	10	at Michigan (2/5/14)

GAME 5 NEBRASKA 75, TENNESSEE-MARTIN 64

11/28/14 7:02 p.m. at Pinnacle Bank Arena (Lincoln, Neb.)

Tennessee-Martin 64 • 3-2

Table with columns: Player, Total FG-FGA, 3-Ptr FG-FGA, FT-FTA, Rebounds Off Def Tot, PF, TP, A TO Blk Stl, Min. Rows include HOWARD, Twymond, TAYLOR, Myles, ANDERSON, Alex, SMITH, Deville, etc.

FG % 1st Half: 9-22 40.9% 2nd half: 14-30 46.7% Game: 23-52 44.2% Deadball Rebounds: 0
3FG % 1st Half: 5-10 50.0% 2nd half: 6-17 35.3% Game: 11-27 40.7%
FT % 1st Half: 4-4 100.0 2nd half: 3-3 100.0 Game: 7-7 100.0

Nebraska 75 • 4-1

Table with columns: Player, Total FG-FGA, 3-Ptr FG-FGA, FT-FTA, Rebounds Off Def Tot, PF, TP, A TO Blk Stl, Min. Rows include Rivers, David, Shields, Shavon, Pitchford, Walter, etc.

FG % 1st Half: 15-29 51.7% 2nd half: 11-26 42.3% Game: 26-55 47.3% Deadball Rebounds: 2
3FG % 1st Half: 8-14 57.1% 2nd half: 2-9 22.2% Game: 10-23 43.5%
FT % 1st Half: 2-3 66.7% 2nd half: 11-13 84.6% Game: 13-16 81.3%

Officials: Lamont Simpson, Glenn Mayborg, Rob Kueneman
Technical fouls: Tennessee-Martin-None. Nebraska-None.
Attendance: 15987

Score by periods table with columns: 1st, 2nd, Total for Tennessee-Martin and Nebraska.

Last FG - UTM 2nd-00:24, NEB 2nd-00:41.
Largest lead - UTM by 1 1st-16:22, NEB by 19 2nd-14:26.
UTM led for 00:34, NEB led for 39:15. Game was tied for 00:11.

GAME 6 NEBRASKA 70, FLORIDA STATE 65

12/01/14 7:00 p.m. at the Tucker Center - Tallahassee, Florida

Nebraska 70 • 5-1

Table with columns: Player, Total FG-FGA, 3-Ptr FG-FGA, FT-FTA, Rebounds Off Def Tot, PF, TP, A TO Blk Stl, Min. Rows include Rivers, David, Pitchford, Walter, etc.

FG % 1st Half: 14-33 42.4% 2nd half: 10-25 40.0% Game: 24-58 41.4% Deadball Rebounds: 1
3FG % 1st Half: 5-11 45.5% 2nd half: 2-3 25.0% Game: 7-19 36.8%
FT % 1st Half: 4-4 100.0 2nd half: 11-15 73.3% Game: 15-19 78.9%

Florida State 65 • 3-4

Table with columns: Player, Total FG-FGA, 3-Ptr FG-FGA, FT-FTA, Rebounds Off Def Tot, PF, TP, A TO Blk Stl, Min. Rows include Smith, Jarquez, Turpin, Kiel, etc.

FG % 1st Half: 7-25 28.0% 2nd half: 15-29 51.7% Game: 22-54 40.7% Deadball Rebounds: 9.2
3FG % 1st Half: 0-10 0.0% 2nd half: 2-8 25.0% Game: 2-18 11.1%
FT % 1st Half: 7-16 43.8% 2nd half: 12-16 75.0% Game: 19-32 59.4%

Officials: Karl Hess, Mike Eades, Michael Roberts
Technical fouls: Nebraska-None. Florida State-None.
Attendance: 6406
ACC-Big Ten Challenge

Score by periods table with columns: 1st, 2nd, Total for Nebraska and Florida State.

Last FG - NEB 2nd-01:07, FS 2nd-00:15.
Largest lead - NEB by 18 2nd-19:42, FS by 1 1st-10:18.
NEB led for 39:08, FS led for 00:20. Game was tied for 00:13.

GAME 7 CREIGHTON 65, NEBRASKA 55

12/07/14 6:06 p.m. at Pinnacle Bank Arena (Lincoln, Neb.)

Creighton 65 • 7-2

Table with columns: Player, Total FG-FGA, 3-Ptr FG-FGA, FT-FTA, Rebounds Off Def Tot, PF, TP, A TO Blk Stl, Min. Rows include HEGNER, Toby, HANSON, Zach, CHATMAN, Austin, etc.

FG % 1st Half: 11-24 45.8% 2nd half: 13-27 48.1% Game: 24-51 47.1% Deadball Rebounds: 1
3FG % 1st Half: 5-11 45.5% 2nd half: 5-12 41.7% Game: 10-23 43.5%
FT % 1st Half: 0-0 0.0% 2nd half: 7-9 77.8% Game: 7-9 77.8%

Nebraska 55 • 5-2

Table with columns: Player, Total FG-FGA, 3-Ptr FG-FGA, FT-FTA, Rebounds Off Def Tot, PF, TP, A TO Blk Stl, Min. Rows include Rivers, David, Pettaway, Terran, Shields, Shavon, etc.

FG % 1st Half: 12-33 36.4% 2nd half: 11-28 39.3% Game: 23-61 37.7% Deadball Rebounds: 2
3FG % 1st Half: 3-13 23.1% 2nd half: 3-10 30.0% Game: 6-23 26.1%
FT % 1st Half: 1-2 50.0% 2nd half: 2-6 33.3% Game: 3-8 37.5%

Officials: Pat Driscoll, Terry Oglesby, Tom Eades
Technical fouls: Creighton-None. Nebraska-None.
Attendance: 15782

Score by periods table with columns: 1st, 2nd, Total for Creighton and Nebraska.

Last FG - CREI 2nd-01:06, NEB 2nd-00:33.
Largest lead - CREI by 10 2nd-00:40, NEB by 10 1st-05:28.
CREI led for 14:25, NEB led for 23:47. Game was tied for 01:48.

GAME 8 INCARNATE WORD 74, NEBRASKA 73

12/10/14 7:02 p.m. at Pinnacle Bank Arena (Lincoln, Neb.)

Incarnate Word 74 • 6-1

Table with columns: Player, Total FG-FGA, 3-Ptr FG-FGA, FT-FTA, Rebounds Off Def Tot, PF, TP, A TO Blk Stl, Min. Rows include Barry, Winslo, Walker, Jontrell, Hittle, Kyle, etc.

FG % 1st Half: 10-26 38.5% 2nd half: 15-26 57.7% Game: 25-52 48.1% Deadball Rebounds: 3
3FG % 1st Half: 5-14 35.7% 2nd half: 3-10 30.0% Game: 8-24 33.3%
FT % 1st Half: 8-8 100.0 2nd half: 8-14 57.1% Game: 16-22 72.7%

Nebraska 73 • 5-3

Table with columns: Player, Total FG-FGA, 3-Ptr FG-FGA, FT-FTA, Rebounds Off Def Tot, PF, TP, A TO Blk Stl, Min. Rows include Rivers, David, Pitchford, Walter, etc.

FG % 1st Half: 11-23 47.8% 2nd half: 11-29 37.9% Game: 22-52 42.3% Deadball Rebounds: 6
3FG % 1st Half: 2-7 28.6% 2nd half: 3-10 30.0% Game: 5-17 29.4%
FT % 1st Half: 8-11 72.7% 2nd half: 16-21 76.2% Game: 24-32 75.0%

Officials: Larry Scirotto, Jim Schipper, Tyler Ford
Technical fouls: Incarnate Word-None. Nebraska-None.
Attendance: 15275
Actual Attendance: 10586

Score by periods table with columns: 1st, 2nd, Total for Incarnate Word and Nebraska.

Last FG - UIW 2nd-00:02, NEB 2nd-02:32.
Largest lead - UIW by 3 1st-02:13, NEB by 10 2nd-12:59.
UIW led for 02:35, NEB led for 32:24. Game was tied for 04:40.

2014-15 BOXSCORES

GAME 9 NEBRASKA 56, CINCINNATI 55 (2OT)

12/13/14 8:06 p.m. at Pinnacle Bank Arena (Lincoln, Neb.)

Cincinnati 55 • 6-2

Table with columns: # Player, FG-FGA, 3-Ptr, FT-FTA, Rebounds, PF, TP, A TO Bk Stl, Min. Rows include players like ELLIS, Octavius and THOMAS, Shaq.

FG % 1st Half: 9-28 32.1% 2nd half: 9-26 34.6% OT: 2-9 22.2% Game: 20-63 31.7% Deadball Rebounds: 5

Nebraska 56 • 6-3

Table with columns: # Player, FG-FGA, 3-Ptr, FT-FTA, Rebounds, PF, TP, A TO Bk Stl, Min. Rows include players like Rivers, David and Pitchford, Walter.

FG % 1st Half: 8-18 44.4% 2nd half: 6-23 26.1% OT: 2-8 25.0% Game: 16-49 32.7% Deadball Rebounds: 1

Officials: Lamont Simpson, Mark Whitehead, Paul Zslec Technical fouls: Cincinnati-None. Nebraska-None. Attendance: 15607 Actual Attendance: 14894

Score by periods table with columns: 1st, 2nd, OT, Total. Rows for Cincinnati and Nebraska.

Points In Off 2nd Fast Bench CIN 32 22 9 12 20 NEB 20 10 9 2 9

Last FG - CIN OT2-03:42, NEB OT2-01:14. Largest lead - CIN by 3 OT-00:26, NEB by 13 01-06:21. CIN led for 04:53. NEB led for 36:01. Game was tied for 08:53.

Score tied - 9 times. Lead changed - 8 times.

GAME 10 HAWAII 66, NEBRASKA 58

12-22-14 8:00 p.m. at Honolulu, O'ahu - Stan Sheriff Center

Nebraska 58 • 6-4 (0-1 DHC)

Table with columns: # Player, FG-FGA, 3-Ptr, FT-FTA, Rebounds, PF, TP, A TO Bk Stl, Min. Rows include players like Rivers, David and Parker, Benny.

FG % 1st Half: 7-23 30.4% 2nd half: 13-23 56.5% Game: 20-46 43.5% 3FG % 1st Half: 3-10 30.0% 2nd half: 2-6 33.3% Game: 5-16 31.3%

Hawai'i 66 • 8-3 (1-0 DHC)

Table with columns: # Player, FG-FGA, 3-Ptr, FT-FTA, Rebounds, PF, TP, A TO Bk Stl, Min. Rows include players like Nevels, Garrett and Bobbitt, Roderick.

FG % 1st Half: 12-33 36.4% 2nd half: 12-31 38.7% Game: 24-64 37.5% 3FG % 1st Half: 2-11 18.2% 2nd half: 2-7 28.6% Game: 4-18 22.2%

Officials: Don Dally, Jose Carrion, Tom Short Technical fouls: Nebraska-Petteway, Terran. Hawai'i-Fleming, Isaac. Attendance: 8448

Score by periods table with columns: 1st, 2nd, Total. Rows for Nebraska and Hawai'i.

Points In Off 2nd Fast Bench NEB 28 9 1 8 8 UH 32 18 12 10 18

Last FG - NEB 2nd-00:53, UH 2nd-00:32. Largest lead - NEB by 3 2nd-12:23, UH by 11 1st-01:03. NEB led for 05:00. UH led for 31:34. Game was tied for 03:26.

Score tied - 5 times. Lead changed - 6 times.

GAME 11 NEBRASKA 50, LOYOLA MARYMOUNT 42 (2OT)

12/23/14 6:30 p.m. at Stan Sheriff Center - Honolulu, O'ahu

Loyola Marymount 42 • 3-8, 0-2 DHC

Table with columns: # Player, FG-FGA, 3-Ptr, FT-FTA, Rebounds, PF, TP, A TO Bk Stl, Min. Rows include players like PAYNE, Evan and KRAJICOVIC, Simon.

FG % 1st Half: 5-19 26.3% 2nd half: 7-21 33.3% OT: 2-10 20.0% Game: 14-50 28.0% Deadball Rebounds: 2

Nebraska 50 • 7-4, 1-1 DHC

Table with columns: # Player, FG-FGA, 3-Ptr, FT-FTA, Rebounds, PF, TP, A TO Bk Stl, Min. Rows include players like Rivers, David and Pitchford, Walter.

FG % 1st Half: 7-18 38.9% 2nd half: 4-16 25.0% OT: 3-4 75.0% Game: 14-38 36.8% Deadball Rebounds: 1

Officials: Terry Moore, Chris Beaver, Jason Baker Technical fouls: Loyola Marymount-None. Nebraska-None. Attendance: 7140

Score by periods table with columns: 1st, 2nd, OT, Total. Rows for Loyola Marymount and Nebraska.

Points In Off 2nd Fast Bench LMU 16 19 7 4 12 NEB 14 10 4 0 12

Last FG - LMU OT-00:02, NEB OT-01:40. Largest lead - LMU by 4 1st-17:54, NEB by 10 OT-00:07. LMU led for 12:50. NEB led for 21:49. Game was tied for 09:34.

Score tied - 7 times. Lead changed - 5 times.

GAME 12 NEBRASKA 71, OHIO 58

12/25/14 11:00 a.m. at Stan Sheriff Center - Honolulu, O'ahu

Ohio 58 • 4-6, 1-2 DHC

Table with columns: # Player, FG-FGA, 3-Ptr, FT-FTA, Rebounds, PF, TP, A TO Bk Stl, Min. Rows include players like NDOUR, Maurice and CAMPBELL, Antonio.

FG % 1st Half: 9-28 32.1% 2nd half: 11-25 44.0% Game: 20-53 37.7% 3FG % 1st Half: 3-10 30.0% 2nd half: 4-12 33.3% Game: 7-22 31.8%

Nebraska 71 • 8-4, 2-1 DHC

Table with columns: # Player, FG-FGA, 3-Ptr, FT-FTA, Rebounds, PF, TP, A TO Bk Stl, Min. Rows include players like Rivers, David and Pitchford, Walter.

FG % 1st Half: 10-25 40.0% 2nd half: 13-26 50.0% Game: 23-51 45.1% 3FG % 1st Half: 2-8 25.0% 2nd half: 2-7 28.6% Game: 4-15 26.7%

Officials: Mike Greenstein, Jose Carrion, Terry Moore Technical fouls: Ohio-None. Nebraska-Shields, Shavon. Attendance: 7817 Diamond Head Classic

Score by periods table with columns: 1st, 2nd, Total. Rows for Ohio and Nebraska.

Points In Off 2nd Fast Bench OHIO 16 13 7 0 7 NEB 24 15 8 0 7

Last FG - OHIO 2nd-02:53, NEB 2nd-00:44. Largest lead - OHIO None. NEB by 13 2nd-00:30. OHIO led for 00:00. NEB led for 38:45. Game was tied for 01:15.

Score tied - 2 times. Lead changed - 0 times.

GAME 13 INDIANA 70, NEBRASKA 65

12/31/14 4:36 p.m. at Pinnacle Bank Arena (Lincoln, Neb.)

Indiana 70 • 11-3, 1-0

Player performance table for Indiana vs Nebraska, including FG, 3-Ptr, Rebounds, PF, TP, A TO Blk Stl Min.

FG % 1st Half: 16-34 47.1% 2nd half: 11-26 42.3% Game: 27-60 45.0%
3FG % 1st Half: 5-15 33.3% 2nd half: 2-9 22.2% Game: 7-24 29.2%
FT % 1st Half: 3-7 42.9% 2nd half: 6-10 60.0% Game: 9-17 52.9%

Nebraska 65 • 8-5, 0-1

Player performance table for Nebraska vs Indiana, including FG, 3-Ptr, Rebounds, PF, TP, A TO Blk Stl Min.

FG % 1st Half: 12-32 37.5% 2nd half: 11-27 40.7% Game: 23-59 39.0%
3FG % 1st Half: 2-7 28.6% 2nd half: 5-11 45.5% Game: 7-18 38.9%
FT % 1st Half: 6-9 66.7% 2nd half: 6-8 75.0% Game: 12-17 70.6%

Officials: D.J. Carstensen, Glenn Mayborg, Kelly Pfeifer
Technical fouls: Indiana-None. Nebraska-None.
Attendance: 14987

Score by periods table for Indiana vs Nebraska.

Points In Off 2nd Fast Bench
IND 38 9 13 2 18
NEB 26 16 7 0 5

Score tied - 4 times. Lead changed - 4 times.

GAME 14 IOWA 70, NEBRASKA 59

01/05/15 8:05 p.m. at Carver-Hawkeye Arena - Iowa City, IA

Nebraska 59 • 8-6, 0-2

Player performance table for Nebraska vs Iowa, including FG, 3-Ptr, Rebounds, PF, TP, A TO Blk Stl Min.

FG % 1st Half: 12-21 57.1% 2nd half: 10-27 37.0% Game: 22-48 45.8%
3FG % 1st Half: 2-8 25.0% 2nd half: 0-6 0.0% Game: 2-14 14.3%
FT % 1st Half: 2-6 33.3% 2nd half: 11-15 73.3% Game: 13-21 61.9%

Iowa 70 • 11-4, 2-0

Player performance table for Iowa vs Nebraska, including FG, 3-Ptr, Rebounds, PF, TP, A TO Blk Stl Min.

FG % 1st Half: 9-21 42.9% 2nd half: 8-23 34.8% Game: 17-44 38.6%
3FG % 1st Half: 2-9 22.2% 2nd half: 3-11 27.3% Game: 5-20 25.0%
FT % 1st Half: 15-19 78.9% 2nd half: 16-19 84.2% Game: 31-38 81.6%

Officials: Terry Wymer, Brian Dorsey, Earl Walton
Technical fouls: Nebraska-None. Iowa-None.
Attendance: 12789

Score by periods table for Iowa vs Nebraska.

Points In Off 2nd Fast Bench
NEB 34 9 5 6 8
IOWA 22 11 9 7 27

Score tied - 5 times. Lead changed - 6 times.

GAME 15 NEBRASKA 65, RUTGERS 49

01/08/15 8:05 p.m. at Pinnacle Bank Arena (Lincoln, Neb.)

Rutgers 49 • 9-7, 1-2

Player performance table for Rutgers vs Nebraska, including FG, 3-Ptr, Rebounds, PF, TP, A TO Blk Stl Min.

FG % 1st Half: 8-22 36.4% 2nd half: 9-27 33.3% Game: 17-49 34.7%
3FG % 1st Half: 1-6 16.7% 2nd half: 1-7 14.3% Game: 2-13 15.4%
FT % 1st Half: 6-11 54.5% 2nd half: 7-12 58.3% Game: 13-23 56.5%

Nebraska 65 • 9-6, 1-2

Player performance table for Nebraska vs Rutgers, including FG, 3-Ptr, Rebounds, PF, TP, A TO Blk Stl Min.

FG % 1st Half: 12-23 52.2% 2nd half: 15-32 46.9% Game: 27-55 49.1%
3FG % 1st Half: 1-7 14.3% 2nd half: 4-8 50.0% Game: 5-15 33.3%
FT % 1st Half: 1-2 50.0% 2nd half: 5-11 45.5% Game: 6-13 46.2%

Officials: Tom Eades, Terry Oglesby, Eric Curry
Technical fouls: Rutgers-TEAM. Nebraska-Pitchford, Walter.
Attendance: 14857
ACTUAL ATTENDANCE: 13,136

Score by periods table for Rutgers vs Nebraska.

Points In Off 2nd Fast Bench
RUTGER 21 9 13 4 20
NEB 36 17 9 10 12

GAME 16 NEBRASKA 53, ILLINOIS 43

01/11/15 7:36 p.m. at Pinnacle Bank Arena (Lincoln, Neb.)

Illinois 43 • 11-6, 1-3

Player performance table for Illinois vs Nebraska, including FG, 3-Ptr, Rebounds, PF, TP, A TO Blk Stl Min.

FG % 1st Half: 7-25 28.0% 2nd half: 8-30 26.7% Game: 15-55 27.3%
3FG % 1st Half: 3-17 17.6% 2nd half: 3-12 25.0% Game: 6-29 20.7%
FT % 1st Half: 5-5 100.0 2nd half: 2-3 66.7% Game: 7-8 87.5%

Nebraska 53 • 10-6, 2-2

Player performance table for Nebraska vs Illinois, including FG, 3-Ptr, Rebounds, PF, TP, A TO Blk Stl Min.

FG % 1st Half: 12-29 41.4% 2nd half: 9-20 45.0% Game: 21-49 42.9%
3FG % 1st Half: 3-10 30.0% 2nd half: 3-7 42.9% Game: 6-17 35.3%
FT % 1st Half: 1-1 100.0 2nd half: 4-4 100.0 Game: 5-5 100.0

Officials: Lamont Simpson, Pat Driscoll, Mark Whitehead
Technical fouls: Illinois-None. Nebraska-None.
Attendance: 15514
Actual Attendance: 13794

Score by periods table for Illinois vs Nebraska.

Points In Off 2nd Fast Bench
ILL 16 4 4 4 7
NEB 16 6 6 4 7

Score tied - 3 times. Lead changed - 5 times.



Husker seniors Leslee Smith, David Rivers, Trevor Menke, Kye Kurkowski and Moses Abraham are honored during Senior Day ceremonies prior to the home finale with Maryland.

GAME 29 ILLINOIS 69, NEBRASKA 57

03/04/15 9 p.m. at State Farm Center; Champaign, Ill.

Nebraska 57 • 13-16, 5-12

#	Player	Total		3-Ptr		Rebounds			PF	TP	A	TO	Blk	Stl	Min
		FG-FGA	FG-FGA	FT-FTA	Off	Def	Tot								
02	Rivers, David	r	5-7	0-0	0-0	1	4	5	4	10	2	3	0	1	37
21	Smith, Leslee	r	4-9	0-0	0-1	3	6	9	3	8	2	1	1	1	32
31	Shields, Shavon	r	6-13	2-4	0-0	2	2	4	3	14	0	1	0	0	31
03	Parker, Benny	g	1-5	0-2	0-0	0	1	1	4	2	2	0	0	1	27
05	Petteway, Terran	g	5-15	1-9	2-2	1	2	3	1	13	2	1	0	0	37
00	Webster, Tai	g	1-2	1-2	0-0	0	2	2	1	3	3	1	0	0	11
11	Smith, Tarin	g	2-4	1-3	2-2	1	0	1	1	7	2	0	0	0	17
12	Abraham, Moses	g	0-1	0-0	0-0	0	2	2	2	0	1	2	1	0	8
	Team					1	0	1							
	Totals		24-56	5-20	4-5	9	19	28	19	57	14	10	2	3	200

FG % 1st Half:	10-27	37.0%	2nd half:	14-29	48.3%	Game:	24-56	42.9%	Deadball Rebounds:
3FG % 1st Half:	3-9	33.3%	2nd half:	2-11	18.2%	Game:	5-20	25.0%	1
FT % 1st Half:	2-3	66.7%	2nd half:	2-2	100.0%	Game:	4-5	80.0%	

Illinois 69 • 19-11, 9-8

#	Player	Total		3-Ptr		Rebounds			PF	TP	A	TO	Blk	Stl	Min
		FG-FGA	FG-FGA	FT-FTA	Off	Def	Tot								
32	Egwu, Nnanna	r	3-8	0-0	0-0	2	6	8	3	6	1	2	4	0	35
03	Starks, Ahmad	r	2-4	1-2	0-0	0	1	1	1	5	1	0	0	0	24
21	Hill, Malcolm	g	1-7	1-3	7-8	2	1	3	2	10	2	1	0	0	29
24	Rice, Rayvonte	g	7-14	4-7	5-5	1	4	5	3	23	0	1	0	2	36
25	Nunn, Kendrick	g	5-10	1-4	0-0	0	4	4	2	11	2	2	0	0	31
01	Tate, Jaylon	g	0-0	0-0	3-4	0	0	0	0	3	2	1	0	0	21
10	LaTulip, Mike	g	0-0	0-0	0-0	0	1	1	0	0	0	0	0	0	0+
12	Black, Leron	g	3-5	0-0	5-6	3	2	5	2	11	1	0	0	1	14
14	Schmidt, Ryan	g	0-0	0-0	0-0	0	0	0	0	0	0	0	0	0	0+
22	Morgan, Maverick	g	0-0	0-0	0-0	0	0	0	0	0	0	0	0	0	0+
31	Colbert, Austin	g	0-1	0-0	0-0	1	2	3	0	0	1	1	0	1	10
45	Liss, Cameron	g	0-0	0-0	0-0	0	0	0	0	0	0	0	0	0	0+
	Team					1	0	1							
	Totals		21-49	7-16	20-23	10	21	31	13	69	9	8	4	4	200

FG % 1st Half:	9-26	34.6%	2nd half:	12-23	52.2%	Game:	21-49	42.9%	Deadball Rebounds:
3FG % 1st Half:	3-7	42.9%	2nd half:	4-9	44.4%	Game:	7-16	43.8%	2,2
FT % 1st Half:	10-11	90.9%	2nd half:	10-12	83.3%	Game:	20-23	87.0%	

Officials: Terry Wymer, Gene Statorone, John Gaffney
 Technical fouls: Nebraska-None. Illinois-None.
 Attendance: 17085

Score by periods	1st	2nd	Total
Nebraska	25	32	57
Illinois	31	38	69

Last FG - NEB 2nd-00:21, ILL 2nd-00:23.
 Largest lead - NEB by 6 1st-15:12, ILL by 12 2nd-00:10.
 NEB led for 12:01, ILL led for 23:26. Game was tied for 04:26.

Points	In Paint	Off T/O	2nd Chance	Fast Break	Bench
NEB	22	9	10	2	10
ILL	20	9	8	2	14

Score tied - 4 times.
 Lead changed - 8 times.

GAME 30 NO. 10 MARYLAND 64, NEBRASKA 61

03/08/15 6:36 p.m. at Pinnacle Bank Arena (Lincoln, Neb.)

Maryland 64 • 26-5, 14-4

#	Player	Total		3-Ptr		Rebounds			PF	TP	A	TO	Blk	Stl	Min
		FG-FGA	FG-FGA	FT-FTA	Off	Def	Tot								
10	Jake Layman	r	3-9	1-5	4-4	1	0	1	3	11	0	2	3	0	30
35	Damonte Dodd	r	2-3	0-0	1-2	2	2	4	2	5	0	1	0	0	13
44	Dez Wells	r	6-14	0-1	6-7	4	8	12	2	18	4	4	0	0	35
02	Melo Trimble	g	5-9	2-3	9-10	7	7	7	2	21	4	3	0	0	29
20	Richaud Pack	g	1-2	1-2	0-0	1	2	3	4	3	0	1	1	0	24
01	Evan Smotrycz	g	0-2	0-2	0-0	0	3	3	4	0	1	2	0	0	14
05	Dion Wiley	g	0-2	0-2	1-2	0	2	2	1	1	0	2	0	0	12
11	Jared Nickens	g	1-3	1-3	0-0	0	0	0	2	3	0	0	1	0	19
15	Michal Cekovsky	g	1-3	0-0	0-0	0	4	4	4	2	0	0	0	0	12
21	Varun Ram	g	0-0	0-0	0-0	0	1	1	1	0	0	1	1	0	7
25	Jon Graham	g	0-0	0-0	0-0	0	0	1	1	0	0	1	0	0	5
	Team					1	2	3	1						
	Totals		19-47	5-18	21-25	9	32	41	27	64	10	17	5	0	200

FG % 1st Half:	8-21	38.1%	2nd half:	11-26	42.3%	Game:	19-47	40.4%	Deadball Rebounds:
3FG % 1st Half:	2-10	20.0%	2nd half:	3-8	37.5%	Game:	5-18	27.8%	1
FT % 1st Half:	13-15	86.7%	2nd half:	8-10	80.0%	Game:	21-25	84.0%	

Nebraska 61 • 13-17, 5-13

#	Player	Total		3-Ptr		Rebounds			PF	TP	A	TO	Blk	Stl	Min
		FG-FGA	FG-FGA	FT-FTA	Off	Def	Tot								
02	Rivers, David	r	1-3	0-0	1-6	4	1	5	5	3	0	0	0	1	25
21	Smith, Leslee	r	0-2	0-0	2-4	2	2	4	4	2	0	0	0	1	19
31	Shields, Shavon	r	8-16	0-2	10-11	2	4	6	3	26	3	3	0	4	29
03	Parker, Benny	g	0-3	0-1	1-2	0	2	2	2	1	0	1	0	3	28
05	Petteway, Terran	g	5-22	1-6	8-10	2	8	10	4	19	1	2	0	0	35
00	Webster, Tai	g	1-4	0-0	1-2	1	0	1	2	3	0	0	0	1	18
11	Smith, Tarin	g	0-2	0-1	0-0	0	0	0	0	0	0	1	0	0	14
12	Abraham, Moses	g	0-0	0-0	0-0	0	0	0	0	2	0	1	0	0	6
23	Fuller, Nick	g	0-0	0-0	0-0	0	1	1	0	0	0	0	0	0	6
35	Pitchford, Walter	g	3-7	1-4	0-2	1	3	4	1	7	0	0	0	0	20
	Team					4	1	5	1						
	Totals		18-59	2-14	23-37	16	22	38	24	61	5	7	0	10	200

FG % 1st Half:	9-28	32.1%	2nd half:	9-31	29.0%	Game:	18-59	30.5%	Deadball Rebounds:
3FG % 1st Half:	0-6	0.0%	2nd half:	2-8	25.0%	Game:	2-14	14.3%	7
FT % 1st Half:	11-15	73.3%	2nd half:	12-22	54.5%	Game:	23-37	62.2%	

Officials: Terry Oglesby, Larry Scirotto, Eric Curry
 Technical fouls: Maryland-TEAM. Nebraska-TEAM.
 Attendance: 15856
 Technical Fouls: 1st half - NEB Bench (14:36)
 2nd half - UMD Bench (16:55)

Score by periods	1st	2nd	Total
Maryland	31	33	64
Nebraska	29	32	61

Last FG - UMD 2nd-00:09, NEB 2nd-00:41.
 Largest lead - UMD by 6 2nd-04:11, NEB by 6 1st-11:31.
 UMD led for 17:12, NEB led for 17:30. Game was tied for 05:18.

Points	In Paint	Off T/O	2nd Chance	Fast Break	Bench
UMD	22	6	11	4	6
NEB	16	13	8	4	10

Score tied - 8 times.
 Lead changed - 5 times.

2014-15 BOXSCORES

GAME 31 PENN STATE 68, NEBRASKA 65

3/11/15 3:30 p.m. at United Center, Chicago, IL

Penn State 68 • 17-15, 4-14

#	Player	Total	3-Ptr		Rebounds			PF	TP	A	TO	Blk	Stl	Min	
			FG-FGA	FG-FGA	FT-FTA	Off	Def								Tot
43	Travis, Ross	f	1-3	0-0	1-5	1	2	3	3	3	1	1	0	24	
32	Dickerson, Jordan	c	0-1	0-0	0-0	1	0	1	5	0	1	2	1	8	
13	Thorpe, Geno	g	1-5	0-3	3-4	0	4	4	4	5	1	1	1	26	
2	Newbill, D.J.	g	9-22	4-8	4-5	0	0	0	2	26	2	3	4	38	
33	Garner, Shep	g	6-11	5-8	2-2	0	2	2	1	19	2	2	0	37	
10	Taylor, Brandon	g	4-6	0-1	0-0	0	6	6	2	8	0	3	5	28	
3	Foster, Devin	g	1-3	0-0	2-4	1	7	8	2	4	1	0	0	17	
44	Moore, Julian	g	1-1	0-0	0-0	0	1	1	1	2	0	0	2	11	
5	Jack, Donovan	g	0-3	0-2	1-2	0	4	4	4	1	0	0	3	11	
Team						5	0	5				1			
Totals			23-55	9-22	13-22	8	26	34	24	68	8	13	16	8	200

FG % 1st Half: 13-29 44.8% 2nd half: 10-26 38.5% Game: 23-55 41.8% Deadball Rebounds 6
 3FG % 1st Half: 4-12 33.3% 2nd half: 5-10 50.0% Game: 9-22 40.9%
 FT % 1st Half: 4-6 66.7% 2nd half: 9-16 56.3% Game: 13-22 59.1%

Nebraska 65 • 13-18, 5-13

#	Player	Total	3-Ptr		Rebounds			PF	TP	A	TO	Blk	Stl	Min	
			FG-FGA	FG-FGA	FT-FTA	Off	Def								Tot
2	Rivers, David	f	1-3	0-0	0-0	5	2	7	2	2	0	1	1	0	25
21	Smith, Leslee	f	1-4	0-0	1-2	3	5	8	1	3	1	3	1	0	14
31	Shields, Shavon	f	6-21	0-2	8-10	2	8	10	3	20	4	4	0	1	35
3	Parker, Benny	g	0-2	0-1	1-2	0	2	2	2	1	1	1	0	2	25
5	Petteway, Terran	g	7-17	4-7	11-13	0	3	3	3	29	2	3	0	2	38
0	Webster, Tai	g	1-3	1-2	0-0	1	1	2	3	3	2	1	0	1	23
11	Smith, Tarin	g	2-8	0-1	0-0	0	1	1	1	4	1	0	0	0	17
12	Abraham, Moses	g	1-2	0-0	1-3	6	4	10	4	3	0	1	0	0	11
35	Pitchford, Walter	g	0-3	0-1	0-1	0	0	0	0	0	0	0	0	0	12
Team						7	1	8							
Totals			19-63	5-14	22-31	24	27	51	19	65	11	14	2	6	200

FG % 1st Half: 9-32 28.1% 2nd half: 10-31 32.3% Game: 19-63 30.2% Deadball Rebounds 3
 3FG % 1st Half: 4-9 44.4% 2nd half: 1-5 20.0% Game: 5-14 35.7%
 FT % 1st Half: 7-11 63.6% 2nd half: 15-20 75.0% Game: 22-31 71.0%

Officials: DJ Carstensen, Paul Szelc, Buddy Mayborg
 Technical fouls: Penn State-None, Nebraska-Petteway, Terran.
 Attendance: 16098

2015 Big Ten Men's Basketball Tournament
 Game #1

Penn State- New tournament record for blocks (Pre 12 Wis v NU 3/9/00)

Score by periods	1st	2nd	Total
Penn State	34	34	68
Nebraska	29	36	65

	In	Off	2nd	Fast	Bench
Points	Paint	T/O	Chance	Break	
PSU	18	10	9	4	15
NEB	24	12	20	7	10

Last FG - PSU 2nd-02:44, NEB 2nd-03:54
 Largest lead - PSU by 16 2nd-15:52, NEB by 4 1st-16:01.
 PSU led for 36:16, NEB led for 02:06. Game was tied for 01:38.

Score tied - 2 times.
 Lead changed - 2 times.



Terran Petteway had 29 points, including four 3-pointers, against Penn State in the 2015 Big Ten Tournament at the United Center in Chicago.



Moses Abraham came off the bench and grabbed a season-high 10 rebounds in just 11 minutes against Penn State.

RECORDS



DAVE HOPPEN

NEBRASKA ALL-TIME SCORING CHART

CAREER POINTS (TOP 60 SCORERS)

No.	Player Seasons	G	FG-FGA (Pct.)	FT-FTA (Pct.)	Points (3pt.)	Avg.
1.	Dave Hoppen, 1983-84-85-86	111	804-1,341 (.600)	559-724 (.772)	2,167	19.5
2.	Eric Piatkowski, 1991-92-93-94	123	676-1,436 (.471)	380-489 (.777)	1,934 (202)	15.7
3.	Jerry Fort, 1973-74-75-76	105	777-1,793 (.433)	328-486 (.675)	1,882	17.9
4.	Andre Smith, 1978-79-80-81	114	673-1,148 (.586)	371-562 (.660)	1,717	15.1
5.	Aleks Maric, 2005-06-07-08	121	589-1,102 (.534)	448-679 (.660)	1,630 (4)	13.5
6.	Jaron Boone, 1993-94-95-96	127	575-1,327 (.433)	274-387 (.708)	1,609 (184)	12.7
7.	Erick Strickland, 1993-94-95-96	127	535-1,219 (.439)	337-434 (.776)	1,586 (179)	12.5
8.	Tyronn Lue, 1996-97-98	99	560-1,255 (.446)	312-396 (.788)	1,577 (145)	15.9
9.	Cookie Belcher, 1997-98-99-2000-01	131	576-1,291 (.446)	255-400 (.638)	1,552 (146)	11.9
10.	Rich King, 1988-89-90-91	124	564-1,000 (.564)	345-510 (.676)	1,475 (2)	11.9
11.	Venson Hamilton, 1996-97-98-99	129	528-1,002 (.527)	360-590 (.610)	1,416	11.0
12.	Carl McPipe, 1976-77-78-79	104	546-1,126 (.485)	208-317 (.656)	1,300	12.5
13.	Tom Baack, 1966-67-68	75	526-1,138 (.462)	247-297 (.832)	1,299	17.3
14.	Stuart Lantz, 1966-67-68	75	488-1,007 (.485)	293-395 (.742)	1,269	16.9
15.	Chuck Jura, 1970-71-72	77	500-910 (.549)	255-427 (.597)	1,255	16.3
16.	Larry Florence, 1997-98-99-2000	123	496-1,150 (.431)	220-325 (.677)	1,223 (11)	9.6
17.	Jack Moore, 1979-80-81-82	105	379-830 (.457)	446-495 (.901)	1,204	11.5
18.	Brian Carr, 1984-85-86-87	123	447-942 (.475)	230-287 (.801)	1,182 (58)	9.6
19.	Brian Banks, 1976-77-78-79	110	471-986 (.478)	208-298 (.698)	1,150	10.5
20.	Terran Petteway, 2014-15	63	398-979 (.410)	307-410 (.749)	1,143 (116)	18.1
21.	Marvin Stewart, 1969-70-71	66	435-921 (.472)	268-359 (.747)	1,138	17.2
22.	Clifford Scales, 1988-89-90-91	123	441-902 (.489)	209-272 (.768)	1,136 (45)	9.2
	Carl Hayes, 1990-91-92	90	439-945 (.465)	221-360 (.614)	1,136 (47)	12.6
24.	Shavon Shields, 2013-14-15	91	381-851 (.448)	316-418 (.756)	1,127 (39)	12.4
25.	Ryan Anderson, 2007-08-09-10	122	390-888 (.439)	160-213 (.751)	1,125 (185)	9.2
26.	Cary Cochran, 1999-2000-01-02	119	333-800 (.416)	147-164 (.896)	1,081 (268)	9.1
27.	Herschell Turner, 1958-59-60	72	371-898 (.413)	314-474 (.662)	1,056	14.7
28.	Mikki Moore, 1994-95-96-97	114	374-676 (.553)	235-359 (.655)	986 (3)	8.6
29.	Beau Reid, 1988-89-90-91	102	320-775 (.413)	320-775 (.413)	976 (86)	9.6
30.	Bob Siegel, 1974-75-76-77	101	405-973 (.416)	160-232 (.690)	970	9.6
31.	Tom Scantlebury, 1968-69-70	75	369-835 (.442)	227-303 (.749)	965	12.9
32.	Nate Branch, 1965-66-67	75	367-871 (.421)	224-320 (.700)	958	12.8
33.	Terrance Badgett, 1993-94-95-96	127	395-764 (.517)	141-229 (.616)	953 (22)	7.5
34.	Jamar Johnson, 1992-93-94	87	333-723 (.461)	166-210 (.790)	927 (95)	10.7
35.	Jason Dourisseau, 2003-04-05-06	117	330-726 (.455)	214-380 (.563)	912 (38)	7.8
36.	Jake Muhleisen, 2002-03-04-05	100	319-751 (.425)	178-241 (.739)	911 (95)	9.1
37.	John Turek, 2002-03-04-05	115	352-779 (.452)	194-358 (.545)	901 (2)	7.8
38.	Brandon Ubel, 2010-11-12-13	125	312-646 (.480)	240-299 (.803)	893 (29)	7.1
39.	Rex Ekwall, 1955-56-57	65	296-690 (.429)	288-394 (.731)	880	13.5
40.	Bruce Chubick, 1991-92-93-94	119	303-540 (.561)	264-400 (.660)	878 (8)	7.4
41.	Sek Henry, 2007-08-09-10	128	296-719 (.412)	185-284 (.651)	872 (95)	6.8
42.	Grant Simmons, 1964-65-66	74	305-709 (.430)	239-350 (.683)	849	11.5
43.	Dapreis Owens, 1989-90-91-92	117	329-679 (.484)	187-302 (.619)	845	7.2
44.	Bob Gratopp, 1968-69-70	76	255-608 (.419)	316-400 (.790)	826	10.9
45.	Jim Buchanan, 1950-51-52	69	345-942 (.366)	131-203 (.645)	821	11.9
46.	Bill Johnson, 1952-53-54	65	264-652 (.405)	286-484 (.591)	814	12.5
	Claude Retherford, 1947-48-49	74	318-1,090 (.292)	178-283 (.629)	814	11.0
48.	Bernard Day, 1986-87	63	309-567 (.545)	184-264 (.697)	802	12.7
49.	Brandon Richardson, 2009-12	119	238-569 (.418)	230-278 (.827)	794 (88)	6.7
50.	Ray Gallegos, 2010-14	118	292-816 (.358)	49-79 (.620)	791 (158)	6.7
51.	Stan Cloudy, 1983-84	62	347-672 (.516)	81-119 (.681)	775	12.5
52.	Bus Whitehead, 1948-49-50	72	275-831 (.331)	215-314 (.685)	765	10.6
53.	Jorge Brian Diaz, 2010-12	81	340-655 (.519)	85-157 (.541)	765	9.4
54.	Nate Johnson, 2003-04	58	263-606 (.434)	186-234 (.795)	762 (50)	13.1
55.	Fred Seger, 1952-53-54	65	263-724 (.363)	236-360 (.656)	762	11.7
56.	Toney McCray, 2009-12	95	291-644 (.451)	97-148 (.655)	759(80)	9.0
57.	Larry Cox, 1974-75-76	74	270-432 (.625)	217-297 (.731)	757	10.2
58.	Daryl Petsch, 1962-63-64	69	315-709 (.444)	124-197 (.629)	754	10.9
59.	Kimani Ffriend, 2000-01	58	267-460 (.580)	212-440 (.482)	746	12.9
60.	Andrew Drevo, 2003-04	60	262-608 (.431)	133-187 (.711)	737 (80)	12.3

*Records kept only since 1948. NOTE: Year listed is for the second half of the season played, i.e., '82 would be for the 1981-82 season. () Number in parenthesis following point total indicates number of career 3-point field goals made.

SINGLE-GAME POINTS (all games over 30 points)

No.	Player	Opponent (Date)	Points
1.	Eric Piatkowski	vs. Oklahoma (3/11/94)	42
2.	Aleks Maric	Kansas State (2/13/07)	41
3.	Rich King	Northern Illinois (2/18/91)	40
	Jerry Fort	Missouri (2/22/75)	40
5.	Tom Russell	Kansas (2/21/62)	38
6.	Aleks Maric	at Iowa State (2/15/06)	37
7.	Aleks Maric	Iowa State (2/28/07)	36
	Tyronn Lue	Virginia (12/27/97)	36
	W.W. Walsh	Crete (1906-07)	36
10.	Shavon Shields	Omaha (11/25/14)	35
	Terran Petteway	Minnesota (1/26/14)	35
	Eric Piatkowski	Texas (11/28/93)	35
	Dave Hoppen	Southern Colo. (11/29/84)	35
	Herschell Turner	vs. Missouri (12/30/59)	35
14.	Tyronn Lue	Western Illinois (11/19/97)	34
	Andre Smith	E. Washington (12/3/79)	34
	Jerry Fort	at Kansas State (1/17/76)	34
	Chuck Jura	at Oklahoma St. (1/26/72)	34
	Bill Johnson	Missouri (1/18/54)	34
	W.E. Anderson	Kansas (3/2/1900)	34
20.	Shavon Shields	Illinois (2/12/14)	33
	Eric Piatkowski	Kansas (2/23/94)	33
	Dave Hoppen	at Oklahoma St. (1/19/85)	33
	Dave Hoppen	vs. Calif.-Irvine (12/28/84)	33
	Andre Smith	Wisconsin-Oshkosh (1/4/80)	33
	Andre Smith	Ala.-Birmingham (12/22/79)	33
	Jerry Fort	Missouri (2/16/74)	33
	Chuck Jura	Kansas (2/19/72)	33
	Marvin Stewart	Nevada (12/14/70)	33
	Tom Baack	vs. Marshall (3/13/67)	33
	Fred Hare	at Texas (12/18/64)	33
31.	Terran Petteway	Michigan State (1/24/15)	32
	Aleks Maric	Missouri (2/13/08)	32
	Eric Piatkowski	Oklahoma State (3/2/94)	32
	Dave Hoppen	at Montana St. (12/14/85)	32
	Dave Hoppen	at Oklahoma (2/6/85)	32
	Dave Hoppen	at Colorado State (1/12/85)	32
	Jerry Fort	Oklahoma (2/12/75)	32
	Marvin Stewart	Iowa State (1/16/71)	32
	Marvin Stewart	Iowa State (2/15/69)	32
39.	Aleks Maric	Missouri (2/24/07)	31
	Tyronn Lue	at Colorado (2/21/98)	31
	Jaron Boone	at Colorado (2/8/95)	31
	Rich King	Harvard (12/1/89)	31
	Eric Johnson	Creighton (11/26/88)	31
	Jerry Fort	vs. Oklahoma St. (12/28/73)	31
	Harold Cebrun	Wyoming (12/2/63)	31
	Herschell Turner	at Missouri (3/2/59)	31
47.	Terran Petteway	vs. UMass (11/21/13)	30
	Ray Gallegos	at Minnesota (1/29/13)	30
	Aleks Maric	IPFW (11/26/07)	30
	Tyronn Lue	Colorado (1/11/98)	30
	Tyronn Lue	at Iowa State (2/22/97)	30
	Tyronn Lue	at Oklahoma (1/25/97)	30
	Tyronn Lue	vs. Oregon (11/25/95)	30
	Jaron Boone	vs. Oregon (11/25/95)	30
	Dapreis Owens	E. Washington (12/21/91)	30
	Eric Johnson	Michigan State (11/30/89)	30
	Dave Hoppen	South Dakota (12/1/84)	30
	Andre Smith	vs. Michigan (3/6/80)	30
	Lee Harris	Texas Christian (12/11/72)	30
	Marvin Stewart	at Missouri (2/27/71)	30
	Charlie Jones	at Texas Tech (12/1/62)	30
	Herschell Turner	Detroit (1/31/59)	30
	Herschell Turner	vs. Oklahoma St. (12/27/58)	30
	Don Weber	vs. Kansas State (12/28/53)	30

SINGLE-GAME POINTS, FRESHMAN

No.	Player	Points	Opponent	Date	No.	Player	Points	Opponent	Date
1.	Tyronn Lue	30	vs. Oregon	11/25/95					
2.	Shavon Shields	29	at Penn State	1/19/13	7.	Jerry Fort	27	vs. Kansas	12/29/72
3.	Ryan Anderson	29	at Hawaii	12/22/06		Joe McCray	26	Iowa State	2/8/05
4.	Jamel White	28	Missouri	1/28/06		Bob Siegel	26	Iowa State	2/5/74
	Erick Strickland	28	Missouri	1/30/93	10.	Christian Standhardinger	25	at Iowa State	2/24/10
6.	Dave Hoppen	27	Kansas State	1/26/83		Dave Hoppen	25	Iowa State	2/19/83

INDIVIDUAL RECORDS

POINTS - GAME

Overall:
42, Eric Piatkowski, vs. Oklahoma,
at Kansas City, March 11, 1994 (B8T)

At Home:
41, Aleks Maric, vs. Kansas State, Feb. 13, 2007

Away:
37, Aleks Maric, at Iowa State, Feb. 15, 2006

Neutral:
42, Eric Piatkowski, vs. Oklahoma,
at Kansas City, March 11, 1994 (B8T)

Half:
24, Aleks Maric, vs. Missouri, Feb. 13, 2008 (2nd)
24, Tyronn Lue, vs. Virginia, Dec. 27, 1997 (2nd)
24, Dave Hoppen, vs. South Dakota, Dec. 1, 1984 (1st)
24, Jerry Fort, vs. Missouri, Feb. 22, 1975 (2nd)

Losing Effort:
38, Tom Russell, vs. Kansas, Feb. 21, 1962

Freshman:
30, Tyronn Lue, vs. Oregon, Nov. 25, 1995

Sophomore:
37, Aleks Maric, at Iowa State, Feb. 15, 2006

Junior:
41, Aleks Maric, vs. Kansas State, Feb. 13, 2007

Senior:
42, Eric Piatkowski, vs. Oklahoma,
at Kansas City, March 11, 1994 (B8T)

Two Players:
65, Eric Piatkowski (42) and Bruce Chubick (23),
vs. Oklahoma, at Kansas City,
March 11, 1994 (B8T)

By Opponent:
46, Wilt Chamberlain, at Kansas, Feb. 8, 1958
46, Joe Scott, at Missouri, March 6, 1961
46, George Stone, Marshall, March 13, 1967 (NIT)

By Opponent, Half:
28, Jim McKean, Washington St., Dec. 12, 1966

By Opponent, Two Players:
70, George Stone (46) and Danny D'Antoni (24),
Marshall, March 13, 1967 (NIT)

POINTS - SEASON

Overall:
704, Dave Hoppen, 1984-85 (30 games)

Conference:
349, Tyronn Lue, 1997-98 (16 games)

Average:
23.5, Dave Hoppen, 1984-85 (704 in 30 games)

Conference Average:
23.0, Dave Hoppen, 1984-85 (322 in 14 games)

Freshman:
445, Dave Hoppen, 1982-83 (32 games)

Sophomore:
603, Tyronn Lue, 1996-97 (32 games)

Junior:
704, Dave Hoppen, 1984-85 (30 games)

Senior:
646, Eric Piatkowski, 1993-94 (31 games)

20-Point-or-Better Scoring Games:
21, Dave Hoppen, 1984-85

Consecutive 20-Point-or-Better Scoring Games:
10, Dave Hoppen, 1984-85

**Consecutive Double-Figure Scoring Games
by a Freshman:**
9, Joe McCray, Dec. 18, 2004 to Jan. 22, 2005
and Feb. 8 to March 10, 2005

POINTS - CAREER

Overall:
2,167, Dave Hoppen, 1983-86 (111 games)

Conference:
1,055, Jerry Fort, 1973-76 (56 games)

Average:
19.5, Dave Hoppen, 1983-86
(2,167 in 111 games)

Conference Average:
20.3, Dave Hoppen, 1983-86
(975 in 48 games)

20-Point-or-Better Scoring Games:
56, Dave Hoppen, 1983-86

Consecutive Games in Double Figures:
84, Dave Hoppen, March 11, 1983 to Feb. 1, 1986

FIELD GOALS - GAME

Made:
16, Marvin Stewart, vs. Nevada,
Dec. 14, 1970 (24 attempts)

Conference Made:
15, Aleks Maric, vs. Iowa State, Feb. 28, 2007
15, Jerry Fort, three times

Attempted:
34, by several players

No Misses:
9, Chuck Jura, vs. Iowa, Dec. 5, 1970
9, Dave Hoppen, vs. S. Illinois, Nov. 26, 1985
9, Venson Hamilton, vs. Iowa St., Feb. 3, 1996
9, Mikki Moore at Nevada, March 18, 1997 (NIT)
9, Ade Dagunduro vs. UMBC, Dec. 23, 2008

No Misses, Conference Game:
9, Venson Hamilton, vs. Iowa St., Feb. 3, 1996

Consecutive Made (Multiple Games):
15, Ade Dagunduro, Dec. 20 to Dec. 30, 2008 (3 games)

Opponent Made:
20, George Stone, Marshall,
March 13, 1967 (NIT, 38 attempts)

Opponent Attempted:
38, George Stone, Marshall,
March 13, 1967 (NIT, 20 made)

Opponent Made, No Misses:
11, Lanny Van Eman, at Wichita St., Dec. 4, 1961

FIELD GOALS - SEASON

Made:
270, Dave Hoppen, 1984-85 (418 attempts)

Conference Made:
132, Jerry Fort, 1974-75 (294 attempts)

Attempted:
547, Tyronn Lue, 1997-98 (240 made)

Conference Attempted:
294, Jerry Fort, 1974-75 (132 made)

Percentage*:
.672, Larry Cox, 1975-76 (133-198)

Conference Percentage*:
.648, Dave Hoppen, 1984-85 (127-196)

Freshman Percentage:
.563, Mike Naderer, 1977-78 (63-112)

*Minimum 5 attempts per team game

FIELD GOALS - CAREER

Made:
804, Dave Hoppen, 1983-86 (1,341 attempts)

Conference Made:
438, Jerry Fort, 1973-76 (1,018 attempts)

Attempted:
1,793, Jerry Fort, 1973-76 (777 made)

Conference Attempted:
1,018, Jerry Fort, 1973-76 (438 made)

Percentage*:
.625, Larry Cox, 1974-76 (270-432)

Conference Percentage:**
.619, Larry Cox, 1974-76 (159-257)

*Minimum 400 attempts; **Minimum 200 attempts

3-PT. FIELD GOALS - GAME

Made:
8, Cary Cochran, vs. Baylor, Feb. 27, 2002 (13 att.)

Conference Made:
8, Cary Cochran, vs. Baylor, Feb. 27, 2002 (13 att.)

Attempted:
16, Ray Gallegos, at Michigan, Jan. 9, 2013 (4 made)



Nebraska's all-time leading scorer and the only player in school history with more than 2,000 career points, Dave Hoppen was the first Husker player to have his jersey (42) retired.

INDIVIDUAL RECORDS

Percentage*:

- 1.000, Ryan Anderson (5-5), at Rutgers, Dec. 2, 2006
- 1.000, Brian Conklin (5-5), vs. Missouri, Feb. 7, 2004
- 1.000, Cary Cochran (5-5), at Missouri, Jan. 6, 2001

Conference Percentage*:

- 1.000, Brian Conklin (5-5), vs. Missouri, Feb. 7, 2004
- 1.000, Cary Cochran (5-5), at Missouri, Jan. 6, 2001

Opponent Made:

- 8, Obi Muonelo, Oklahoma State, March 5, 2007 (11 att.)
- 8, Josh Carter, Texas A&M, Feb. 10, 2007 (11 att.)
- 8, Devin Brown, UT-San Antonio, Nov. 28, 2001 (13 att.)
- 8, Eric Martin, at Oklahoma, Jan. 20, 1999 (10 att.)
- 8, Jerald Brown, Texas A&M, Jan. 11, 1997 (10 att.)
- 8, Randy Rutherford, Oklahoma State, Feb. 1, 1995 (14 att.)
- 8, Dave Sieger, at Oklahoma, Feb. 21, 1987 (13 att.)

Opponent Attempted:

- 17, Dominick Young, at Fresno State, March 22, 1996 (5 made)

Opponent, No Misses:

- 6, Craig Michaelis, at Miami (Ohio), Nov. 27, 1989

*Minimum 5 attempts

3-PT. FIELD GOALS - SEASON

Made:

- 89, Cary Cochran, 2001-02 (207 att.)

Conference Made:

- 53, Cary Cochran, 2001-02 (121 att.)

Freshman Made:

- 80, Joe McCray, 2004-05 (226 att.)

Attempted:

- 271, Ray Gallegos, 2012-13 (83 made)

Conference Attempted:

- 166, Ray Gallegos, 2012-03 (49 made)

Percentage*:

- .559, Brian Conklin, 2003-04 (66-118)

Conference Percentage*:

- .617, Brian Conklin, 2003-04 (37-60)

Freshman Percentage*:

- .463, Jay-R Strowbridge, 2006-07 (25-54)

Consecutive Games 3-Point Goal Scored:

- 35, Cary Cochran, Dec. 20, 2000 to Jan. 5, 2002

*Minimum 1.5 attempts per team game

3-PT. FIELD GOALS - CAREER

Made:

- 268, Cary Cochran, 1999-02 (630 att.)

Conference Made:

- 156, Cary Cochran, 1999-02 (356 att.)

Attempted:

- 630, Cary Cochran, 1999-02 (268 made)

Conference Attempted:

- 356, Cary Cochran, 1999-02 (156 made)

Percentage:

- .431, Brian Conklin, 2001-04 (173-401)

Conference Percentage:

- .463, Henry T. Buchanan, 1987-88 (38-82)

FREE THROWS - GAME

Made:

- 18, David Ponce, at Creighton, Dec. 4, 1982 (19 att.)

Conference Made:

- 16, Tom Russell, vs. Kansas, Feb. 21, 1962 (17 att.)

Attempted:

- 25, Aleks Maric, vs. Kansas State, Feb. 13, 2007 (15 made)

Conference Attempted:

- 25, Aleks Maric, vs. Kansas State, Feb. 13, 2007 (15 made)

No Misses:

- 15, Shavon Shields, vs. Illinois, Feb. 12, 2014
- 15, Jack Moore, vs. Oklahoma St., Feb. 10, 1982

Opponent Made:

- 18, Wilt Chamberlain, at Kansas, Feb. 8, 1958 (23 att.)

Opponent Attempted:

- 23, Wilt Chamberlain, at Kansas, Feb. 8, 1958 (18 made)

Opponent Made, No Misses:

- 15, Kyle Randall, Central Michigan, Dec. 22, 2012
- 15, John Crawford, Iowa State, at Kansas City Dec. 29, 1956 (Holiday Tournament)

FREE THROWS - SEASON

Made:

- 184, Jack Moore, 1979-80 (211 att.)

Conference Made:

- 93, Terran Petteway, 2013-14 (118 att.)

Attempted:

- 227; Kimani Ffriend, 1999-00 (115 made)

Conference Attempted:

- 132; Aleks Maric, 2006-07 (88 made)

Percentage*:

- .939, Jack Moore, 1981-82 (123-131)

Conference Percentage*:

- .938, Jack Moore, 1981-82 (60-64)

Freshman Percentage*:

- .837, Eric Piatkowski, 1990-91 (72-86)

Consecutive Made:

- 39, Jack Moore, Jan. 27 to Feb. 15, 1982

*Minimum 2 attempts per team game

FREE THROWS - CAREER

Made:

- 559, Dave Hoppen, 1983-86 (724 att.)

Conference Made:

- 267, Dave Hoppen, 1983-86 (338 att.)

Attempted:

- 724, Dave Hoppen, 1983-86 (559 made)

Conference Attempted:

- 371, Aleks Maric, 2005-08 (254 made)

Percentage*:

- .901, Jack Moore, 1979-82 (446-495)

Conference Percentage*:

- .877, Jack Moore, 1979-82 (185-211)

*Minimum 200 attempts

REBOUNDS - GAME

Rebounds:

- 26, Bill Johnson, vs. Iowa State, Jan. 4, 1954

Half:

- 15, Carl McPipe, vs. California-Davis, Dec. 16, 1977 (1st)

Two Players:

- 39, Leroy Chalk (20) and Chuck Jura (19), vs. Colorado, March 6, 1971

Opponent:

- 24, Bill Bridges, Kansas, twice
- 24, Andy Hopson, at Oklahoma St., Jan. 26, 1974

Opponent Two Players:

- 39, Dave DeBusschere (23) and Charlie North (16) at Detroit, Dec. 17, 1960

REBOUNDS - SEASON

Overall:

- 335, Aleks Maric, 2007-08 (33 games)
- 335, Venson Hamilton, 1998-99 (33 games)

Conference:

- 186, Aleks Maric, 2007-08 (16 games)

Freshman:

- 169, Aleks Maric, 2004-05 (27 games)

Average:

- 11.7, Chuck Jura, 1971-72 (305 in 26 games)

Conference Average:

- 11.6, Aleks Maric, 2007-08 (186 in 16 games)



Eric Piatkowski helped Nebraska to four straight NCAA Tournament appearances in the early 1990s and posted 1,934 career points to rank second on the Nebraska scoring chart.



Brian Carr holds the Husker career assist record with 682 and is more than 200 assists ahead of second place.

REBOUNDS - CAREER

Overall:
1,080, Venson Hamilton, 1996-99 (129 games)
Conference:
574, Aleks Maric, 2005-08 (64 games)
Average:
10.4, Rex Ekwall, 1955-57 (679 in 65 games)
Conference Average:
10.5, Leroy Chalk, 1969-71 (442 in 42 games)

ASSISTS - GAME

Assists:
18, Brian Carr, at Evansville, Jan. 3, 1985
Conference*:
13, Brian Carr, vs. Missouri, Jan. 28, 1987
Half:
10, Brian Carr, at Evansville, Jan. 3, 1985 (2nd)
10, Charles Richardson Jr., at Rutgers,
Dec. 2, 2006 (2nd)

Opponent:
18, Tom Kivisto, Kansas, at Kansas City,
Dec. 29, 1973 (Big Eight Holiday Tournament)

*Note: Carr had 14 assists at Kansas in a Big Eight Tournament game, March 5, 1985.

ASSISTS - SEASON

Assists:
237, Brian Carr, 1984-85 (30 games)
Conference:
113, Brian Carr, 1984-85 (14 games)
Freshman:
144, Tyronn Lue, 1995-96 (35 games)
Average:
7.90, Brian Carr, 1984-85 (237 in 30 games)
Conference Average:
8.10, Brian Carr, 1984-85 (113 in 14 games)

ASSISTS - CAREER

Assists:
682, Brian Carr, 1984-87 (123 games)
Conference:
297, Brian Carr, 1984-87 (56 games)
Average:
5.54, Brian Carr, 1984-87 (682 in 123 games)

Conference Average:

5.30, Brian Carr, 1984-87 (297 in 56 games)
Note: Assist records available only since 1974.

STEALS - GAME

Steals:
8, Greg Downing, vs. UMKC, Dec. 8, 1982
8, Cookie Belcher, at Texas Tech, Feb. 20, 1999
8, Venson Hamilton, vs. Texas Tech,
March 4, 1999 (B12T)
8, Cookie Belcher, vs. Oklahoma St., Feb. 7, 2001
Conference:
8, Cookie Belcher, at Texas Tech, Feb. 20, 1999
8, Cookie Belcher, vs. Oklahoma St., Feb. 7, 2001

Opponent:
8, Alvin Robertson, at Arkansas, Jan. 3, 1983
8, Dominick Young, at Fresno St., March 22, 1996
8, Jose Winston, Colorado, Jan. 23, 1999

STEALS - SEASON

Steals:
102, Cookie Belcher, 1998-99 (32 games)
Freshman:
87, Cookie Belcher, 1996-97 (33 games)

STEALS - CAREER

Steals:
353, Cookie Belcher, 1997-2001 (131 games)
Conference:
163, Cookie Belcher, 1997-2001 (64 games)
Note: Steal statistics available only since 1978.

BLOCKS - GAME

Blocks:
9, Mikki Moore, vs. Coppin State, Dec. 6, 1996
Conference:
7, Rich King, at Oklahoma State, Jan. 20, 1990
7, Kimani Ffriend, at Kansas St., Jan. 30, 2001
7, John Turek, vs. Colorado, March 2, 2005
Opponent:
8, Walter Downing, DePaul, March 28, 1983 (NIT)
8, John Flippen, Baylor, March 9, 2000 (B12)

BLOCKS - SEASON

Blocks:
91, Derrick Chandler, 1991-92 (29 games)
Conference:
43, Venson Hamilton, 1998-99 (16 games)
Freshman:
41, Jorge Brian Diaz, 2009-10 (33 games)

BLOCKS - CAREER

Blocks:
241, Venson Hamilton, 1996-99 (129 games)
Conference:
106, Venson Hamilton, 1996-99 (59 games)
Note: Blocked shot statistics available only since 1978.

MINUTES PLAYED - GAME

Minutes Played:
60, Jack Moore and Andre Smith,
vs. UAB, Dec. 22, 1979 (4OT)

PLAYING TIME - SEASON

Games Played:
35, Terrance Badgett, Bernard Garner,
Tyronn Lue, Mikki Moore, Erick Strickland, 1995-96
Games Started:
34, Beau Reid, Clifford Scales, 1990-91
34, Jaron Boone, Bernard Garner, Tyronn Lue,
Erick Strickland, 1995-96

Minutes Played:
1,237, Ray Gallegos, 2012-13 (33 games)
Conference Minutes Played:
694, Ray Gallegos, 2012-13 (18 games)
Minutes Played Per Game:
38.5, Dave Hoppen, 1984-85 (1,155 in 30 games)
Conference Minutes Played Per Game:
39.1, Dave Hoppen, 1984-85 (548 in 14 games)

PLAYING TIME - CAREER

Games Played:
131, Cookie Belcher, 1997-2001
Consecutive Games Played:
128, Sek Henry, 2007-10
Games Started:
128, Cookie Belcher, 1997-2001 (131 games)
Consecutive Games Started:
111, Dave Hoppen, 1983-86
Minutes Played:
4,095, Cookie Belcher, 1997-2001 (131 games)
Conference Minutes Played:
2,004, Cookie Belcher, 1997-2001 (64 games)
Minutes Played Per Game, Four-Year Career:
33.4, Dave Hoppen, 1983-86 (3,711 in 111 games)
Minutes Played Per Game, Three-Year Career:
34.5, Andre Smith, 1979-81 (2,901 in 84 games; minutes not available for Smith's freshman year, 1978)
Minutes Played Per Game, Two-Year Career:
33.3, Stan Cloudy, 1983-84 (2,066 in 62 games)
Conference Minutes Played Per Game:
35.5, Tyronn Lue, 1996-98 (1,633 in 46 games)

TEAM RECORDS

POINTS - GAME

Overall:
117, vs. Oklahoma (113), at Kansas City, Mo., March 8, 1991 (OT, B8T); vs. Harvard (79), Dec. 1, 1989

Conference:
111, at Oklahoma (99), Jan. 26, 1991;
at Oklahoma (115), Feb. 14, 1994 (OT)

Home Court:
117, vs. Harvard (79), Dec. 1, 1989

Opponent's Court:
111, at Oklahoma (99), Jan. 26, 1991
111, at Oklahoma (115), Feb. 14, 1994 (OT)

Neutral Court:
117, vs. Oklahoma (113), at Kansas City, Mo., March 8, 1991 (OT, B8T)

First Half:
64, vs. Tennessee Tech, Dec. 14, 1990

Second Half:
66, vs. Oklahoma, Feb. 16, 1991

Both Teams:
230, at Oklahoma (133), Nebraska (97), Feb. 21, 1987
230, Nebraska (117), Oklahoma (113), at Kansas City, Mo., March 8, 1991 (OT, B8T)

Losing Effort:
111, at Oklahoma (115), Feb. 14, 1994 (OT)

Margin of Victory:
74, Nebraska (82), at Crete (8), Jan. 4, 1907

Margin of Defeat:
56, at Kansas (102), Nebraska (46), Feb. 8, 1958

Players Scoring in Double Figures:
8, at Oklahoma, Jan. 26, 1991,
[Tony Farmer (22), Carl Hayes (16), Beau Reid (14), Rich King (12), Jose Ramos (12), Eric Piatkowski (11), Keith Moody (11), Clifford Scales (10)]
8, vs. Appalachian State, Dec. 31, 1994,
[Erick Strickland (21), Jaron Boone (17), Mikki Moore (12), Chris Sallee (12), Tom Wald (11), Melvin Brooks (10), Terrance Badgett (10), Chester Surles (10)]

Opponent:
133, at Oklahoma (NU 97), Feb. 21, 1987

Opponent, Half:
70, at Oklahoma, Feb. 21, 1987 (2nd)

POINTS - SEASON

Overall:
2,977, 1990-91 (34 games)

Conference:
1,219, 1993-94 (14 games)

Average:
87.6, 1990-91 (2,977 in 34 games)

Conference Average:
87.1, 1993-94 (1,219 in 14 games)

Opponent:
2,672, 1990-91 (34 games)

Opponent, Conference:
1,297, 1989-90 (14 games)

Opponent Average:
86.1, 1989-90 (2,410 points in 28 games)

Opponent Conference Average:
92.6, 1989-90 (1,297 in 14 games)

NU 100-Point Games:
7, 1990-91

Opponent 100-Point Games:
6, 1989-90

FIELD GOALS - GAME

Made:
51, vs. Nevada, Dec. 14, 1970 (81 att.)

Conference Made:
44, vs. Missouri, Jan. 28, 1967 (86 att.)

Attempted:
97, vs. Cal State Fullerton, Dec. 4, 1967 (41 made)

Conference Attempted:
83, vs. Oklahoma, Jan. 25, 1992 (28 made)

Percentage:
.750, vs. Nebraska-Omaha, Jan. 25, 1988 (42-56)

Conference Percentage:
.679, at Kansas, Feb. 5, 1980 (19-28)

Half Percentage:
.840, vs. Nebraska-Omaha, Jan. 25, 1988 (21-25, 1st)

Conference Half Percentage:
.833, vs. Iowa State, Feb. 21, 1985 (15-18, 2nd)

Opponent Made:
50, at Oklahoma, Feb. 21, 1987 (88 att.)

Opponent Attempted:
91, three times, most recently at Southern Utah, Nov. 30, 1991 (39 made)

Opponent Percentage:
.771, Kansas State, at Nebraska, Feb. 3, 1982 (27-35)

Opponent Half Percentage:
.857, Kansas State, at Nebraska, Feb. 3, 1982 (12-14, 1st)

FIELD GOALS - SEASON

Made:
1,081, 1990-91 (2,185 att.)

Conference Made:
439, 1997-98 (976 att.)

Attempted:
2,185, 1990-91 (1,081 made)

Conference Attempted:
976, 1997-98 (439 made)

Percentage:
.514, 1983-84 (786-1,529)

Conference Percentage:
.511, 1982-83 (346-677)

Opponent Percentage:
.521, 1979-80 (856-1,644)

Opponent Conference Percentage:
.530, 1979-80 (366-694)

3-PT. FIELD GOALS - GAME

Made:
18, vs. Kansas, Feb. 24, 2002 (37 att.)

Attempted:
37, vs. Kansas, Feb. 24, 2002 (18 made)

Percentage*:
.750, vs. Texas-Pan American, Dec. 2, 2009 (9-12)

Conference Percentage*:
.667, at Kansas State, Feb. 17, 2010 (14-21)

Opponent Made:
17, at Oklahoma, Feb. 21, 1987 (27 att.)

Opponent Attempted:
37, Baylor, Feb. 14, 1998 (9 made)

Opponent Percentage*:
.765, at Kansas State, Jan. 10, 1987 (13-17)

*Minimum 10 attempts

3-PT. FIELD GOALS - SEASON

Made:
267, 2001-02 (729 att.)

Conference Made:
167, 2001-02 (447 att.)

Attempted:
729, 2001-02 (267 made)

Conference Attempted:
447, 2001-02 (167 made)

Percentage:
.397, 2009-10 (217-547)

Conference Percentage:
.413, 1986-87 (52-126)

Opponent Percentage:
.423, 1986-87 (143-338)

Opponent Conference Percentage:
.500, 1986-87 (59-118)



Before leaving a year early for the NBA Draft, Tyronn Lue led NU to three postseason tournament appearances. He ranks eighth on the Nebraska career scoring chart and fourth in career assists and was inducted into the Nebraska Basketball Hall of Fame in 2013.

FREE THROWS - GAME

Made:
43, vs. Texas, Jan. 3, 1996 (59 att.)

Attempted:
60, vs. Kansas State, Jan. 11, 1954 (36 made)

No Misses:
17, at Oklahoma State, Jan. 31, 1979

No Misses, Half:
17, vs. Oklahoma, at Kansas City,
March 8, 1991 (1st, B8T)

Consecutive Made:
25 vs. Oklahoma, at Kansas City, Dec. 28, 1967

Opponent Made:
44, Oklahoma State, at Nebraska, Feb. 14, 1990 (52 att.)

Opponent Attempted:
52, Oklahoma St., at Nebraska, Feb. 14, 1990 (44 made)

Opponent No Misses:
16, at Kansas State, Jan. 26, 1980

FREE THROWS - SEASON

Made:
690, 1990-91 (981 att.)

Conference Made:
301, 1990-91 (417 att.)

Attempted:
981, 1990-91 (690 made)

Conference Attempted:
417, 1990-91 (301 made)

Percentage:
.767, 2011-12 (335-437)

Conference Percentage:
.782, 1993-94 (258-330)

Consecutive Made:
34, 1985-86 (last 13 at Oklahoma, Jan. 29;
first 21 at Colorado, Feb. 1)

Opponent Percentage:
.750, 1979-80 (389-519)

Opponent Conference Percentage:
.800, 1979-80 (179-212)

REBOUNDS - GAME

Rebounds:
77, vs. Kansas State, Feb. 18, 1957

Opponent:
77, at Kansas, Feb. 23, 1957

REBOUNDS - SEASON

Rebounds:
1,454, 1990-91 (34 games)

Conference:
655, 1959-60 (14 games)

Average:
48.8, 1959-60 (1,170 in 24 games)

Conference Average:
46.8, 1959-60 (655 in 14 games)

Highest Margin:
+6.6, 1990-91 (42.8-36.2)

Opponent Average:
49.6, 1959-60 (1,191 in 24 games)

ASSISTS - GAME

Assists:
36, vs. Montana State, Dec. 23, 1977

Conference:
31, vs. Iowa State, Feb. 4, 1973

Opponent:
36, at Oklahoma, Feb. 21, 1987

ASSISTS - SEASON

Assists:
696, 1990-91 (34 games)

Conference:
289, 1984-85 (14 games)

Average:
20.5, 1984-85 (615 in 30 games)

Conference Average:
20.6, 1984-85 (289 in 14 games)

Opponent:
579, 1990-91 (34 games)

Opponent Conference:
309, 1989-90 (14 games)

Note: Assist statistics available only since 1974.

TURNOVERS - GAME

Fewest:
2, vs. Purdue, Jan. 16, 2013

Most:
31, at Creighton, Dec. 11, 2005

Fewest by Opponent:
4, Missouri, March 10, 2010 (B12T)
4, Western Kentucky, March 14, 1986 (NCAA)
4, at Evansville, Jan. 3, 1985

Most by Opponent:
35, Denver, at Nebraska, Nov. 26, 1982

TURNOVERS - SEASON

Fewest:
302, 1981-82 (28 games)

Fewest Conference:
132, 1981-82 (14 games)

Most:
627, 1995-96 (35 games)

Most Conference:
310, 1999-00 (16 games)

Fewest Per Game:
10.7, 2012-13 (352 in 33 games)

Most Per Game:
19.3, 1999-00 (579 in 30 games)

Fewest Opponent:
363, 1985-86 (30 games)

Fewest Opponent Conference:
168, 1984-85 (14 games)

Most Opponent:
618, 1990-91 (34 games)

Most Opponent Conference:
291, 1998-99 (16 games)

Note: Turnover statistics available only since 1978.

BLOCKED SHOTS - GAME

Most:
15, vs. Coppin State, Dec. 6, 1996

Conference:
12, vs. Colorado, March 2, 2005

Opponent:
17, at Iowa State, Jan. 25, 2003

BLOCKED SHOTS - SEASON

Most:
202, 1996-97 (33 games)

Conference:
85, 1996-97 (16 games)

Opponent:
144, 2002-03 (30 games)

Opponent Conference:
95, 2002-03 (16 games)

Note: Blocked shot statistics available only since 1978.

STEALS - GAME

Steals:
23, vs. Texas Tech, March 4, 1999 (B12T)

Conference:
21, vs. Texas, Jan. 10, 1999

Opponent:
20, at Oklahoma, Jan. 14, 1993

STEALS - SEASON

Steals:
359, 1998-99 (33 games)

Conference:
166, 1998-99 (16 games)

Opponent:
327, 1995-96 (35 games)

Opponent Conference:
165, 1991-92 (14 games)

Note: Steal statistics available only since 1978.

GAMES PLAYED - SEASON

Played:
35, 1995-96 (21-14)

Victories:
26, 1990-91 (8 losses)

Conference Victories:
12, 1915-16 (12-0)
12, 1965-66 (12-2)

Home Victories:
17, 2010-11 (2 losses)
17*, 2007-08 (3 losses)
17, 1982-83 (1 loss)

* game at Qwest Center Omaha considered home game

Road Victories:
12, 1990-91 (7 losses)

Percentage:
.933, 1911-12 (14-1)

Conference Percentage:
1.000, 1911-12 (8-0)
1.000, 1912-13 (10-0)
1.000, 1913-14 (7-0)
1.000, 1915-16 (12-0)

Losses:
19, 1962-63 (6 wins); 1999-2000 (11 wins);
2002-03 (11 wins)

Conference Losses:
14, 2009-10 (2 wins); 2011-12 (4 wins)

Home Losses:
9, 1931-32 (1 win); 1962-63 (4 wins)

Road Losses:
13, 1951-52 (0 wins)
13, 1963-64 (1 win)
13, 1999-00 (1 win)
13, 2002-03 (3 wins)

Overtime Games:
4, 1955-56 (won 3)
4, 1979-80 (won 3)
4, 1986-87 (won 4)
4, 1996-97 (won 2)
4, 2007-08 (won 1)

Overtimes, Single Game:
4, Nebraska 92, UAB 84, at Nebraska, Dec. 22, 1979

SINGLE-SEASON RECORDS

POINTS SCORED

1.	Dave Hoppen (1985)	704
2.	Tyronn Lue (1998)	678
3.	Eric Piatkowski (1994)	646
4.	Tyronn Lue (1997)	603
5.	Andre Smith (1980)	600
6.	Dave Hoppen (1984)	598
7.	Terran Petteway (2014)	579
8.	Terran Petteway (2015)	564
9.	Jaron Boone (1995)	559
10.	Aleks Maric (2007)	556
	Marvin Stewart (1971)	556

SCORING AVERAGE (min. 400 pts.)

	G	Pts.	Avg.	
1.	Dave Hoppen (1985)	30	704	23.5
2.	Dave Hoppen (1986)	19	420	22.1
3.	Eric Piatkowski (1994)	30	646	21.5
4.	Marvin Stewart (1971)	26	556	21.4
5.	Chuck Jura (1972)	26	551	21.2
6.	Tyronn Lue (1998)	32	678	21.2
7.	Jerry Fort (1975)	26	525	20.2
8.	Dave Hoppen (1984)	30	598	19.9
9.	Andre Smith (1980)	31	600	19.4
10.	Stuart Lantz (1968)	25	482	19.3

FIELD GOALS MADE

1.	Dave Hoppen (1985)	270
2.	Tyronn Lue (1998)	240
3.	Andre Smith (1980)	237
4.	Eric Piatkowski (1994)	226
5.	Dave Hoppen (1984)	220
	Chuck Jura (1972)	220
7.	Jerry Fort (1975)	218
8.	Marvin Stewart (1971)	215
	Tyronn Lue (1997)	215
10.	Jerry Fort (1974)	207

FIELD GOALS ATTEMPTED

1.	Tyronn Lue (1998)	547
2.	Jerry Fort (1975)	508
3.	Jerry Fort (1974)	484
	Jim Buchanan (1952)	484
5.	Tyronn Lue (1997)	476
6.	Terran Petteway (2015)	465
7.	Eric Piatkowski (1994)	456
8.	Jaron Boone (1995)	455
9.	Jerry Fort (1976)	452
10.	Dylan Talley (2013)	433

FIELD GOAL PCT. (min. 5 att./team game)

	FG-FGA	Pct.	
1.	Larry Cox (1976)	133-198672
2.	Dave Hoppen (1985)	270-418646
3.	Kimani Ffriend (2001)	144-231623
4.	Dave Hoppen (1986)	151-245616
5.	Andre Smith (1980)	237-388611
6.	Steffon Bradford (2001)	155-257603
7.	Dave Hoppen (1984)	220-367599
8.	Chuck Jura (1971)	181-306592
9.	Pete Manning (1988)	111-188590
10.	Andre Smith (1981)	185-314589

3-POINT FIELD GOALS MADE

1.	Cary Cochran (2002)	89
2.	Ray Gallegos (2013)	83
3.	Joe McCray (2005)	80
4.	Cary Cochran (2001)	78
	Tyronn Lue (1998)	78
6.	Jaron Boone (1995)	70
7.	Terran Petteway (2015)	68
8.	Marcus Perry (2007)	67
9.	Brian Conklin (2004)	66
10.	Brian Conklin (2002)	65

3-POINT FIELD GOALS ATTEMPTED

1.	Ray Gallegos (2013)	271
2.	Joe McCray (2005)	226
3.	Terran Petteway (2015)	217
4.	Tyronn Lue (1998)	209
5.	Cary Cochran (2002)	207
6.	Bo Spencer (2012)	185
7.	Jaron Boone (1995)	182
8.	Eric Piatkowski (1994)	172
9.	Jaron Boone (1996)	167
10.	Cary Cochran (2001)	165

3-POINT PCT. (min. 25 made)

	3FG-Att.	Pct.	
1.	Brian Conklin (2004)	66-118559
2.	Cary Cochran (2001)	78-165473
3.	Jay-R Strowbridge (2007)	25-54473
4.	Clifford Scales (1991)	26-57456
5.	Henry T. Buchanan (1987)	28-62452
6.	Eshaunte Jones (2010)	40-92435
7.	Brian Conklin (2002)	65-150433
8.	Ryan Anderson (2007)	48-111432
9.	Cary Cochran (2002)	89-207430
10.	Ryan Anderson (2010)	54-126429

FREE THROWS MADE

1.	Jack Moore (1980)	184
2.	Terran Petteway (2014)	167
3.	Dave Hoppen (1985)	164
4.	Dave Hoppen (1984)	158
5.	Aleks Maric (2007)	147
6.	Bob Gratopp (1969)	141
7.	Tom Russell (1962)	140
8.	Shavon Shields (2015)	139
9.	Tony Farmer (1991)	137
10.	Aleks Maric (2008)	136
	Stuart Lantz (1968)	136
	Herschell Turner (1959)	136

FREE THROWS ATTEMPTED

1.	Kimani Ffriend (2000)	221
2.	Aleks Maric (2007)	216
3.	Kimani Ffriend (2001)	213
4.	Bill Johnson (1954)	212
5.	Jack Moore (1980)	211
6.	Dave Hoppen (1985)	210
7.	Dave Hoppen (1984)	208
8.	Aleks Maric (2008)	207
9.	Terran Petteway (2014)	204
10.	Venson Hamilton (1999)	198

FREE THROW PCT. (min. 2 att./game)

	FT-FTA	Pct.	
1.	Jack Moore (1982)	123-131939
2.	Cary Cochran (2002)	71-779221
3.	Jack Moore (1981)	118-1289219
4.	Bo Spencer (2012)	92-105876
5.	Jack Moore (1980)	184-211872
6.	David Ponce (1984)	67-77870
7.	Nate Johnson (2004)	103-119866
8.	Kent Reckewey (1973)	35-41854
9.	Tom Baack (1966)	92-108852
10.	Brian Carr (1986)	79-93849

REBOUNDS

1.	Aleks Maric (2008)	335
	Venson Hamilton (1999)	335
3.	Venson Hamilton (1998)	315
4.	Chuck Jura (1972)	305
5.	Leroy Chalk (1971)	290
6.	Rich King (1991)	274
7.	Venson Hamilton (1997)	269
8.	Kimani Ffriend (2000)	263
9.	Aleks Maric (2007)	260
10.	Dave Hoppen (1985)	258

REBOUND AVG. (min. 175 rebounds)

	G	Reb.	Avg.	
1.	Chuck Jura (1972)	26	305	11.7
2.	Rex Ekwall (1955)	21	241	11.5
3.	Bill Johnson (1954)	21	236	11.2
4.	Leroy Chalk (1971)	26	290	11.1
5.	Rex Ekwall (1956)	21	224	10.7
6.	Aleks Maric (2008)	33	335	10.2
	Venson Hamilton (1999)	33	335	10.2
8.	Leroy Chalk (1969)	26	257	9.9
9.	Venson Hamilton (1998)	32	315	9.8
10.	Leroy Chalk (1970)	24	235	9.8

ASSISTS

1.	Brian Carr (1985)	237
2.	Brian Carr (1986)	201
3.	Charles Richardson Jr. (2007)	179
4.	Brian Carr (1987)	166
5.	Tyronn Lue (1998)	152
	Lance Jeter (2011)	145
	Jack Moore (1980)	145
8.	Tyronn Lue (1996)	144
	Cookie Belcher (1999)	138
10.	Tyronn Lue (1997)	136

ASSISTS PER GAME (min. 100 Assists)

	G	Assists	APG	
1.	Brian Carr (1985)	30	237	7.90
2.	Brian Carr (1986)	30	201	6.70
3.	Charles Richardson Jr. (2007)	31	179	5.77
4.	Brian Carr (1987)	33	166	5.03
5.	Tyronn Lue (1998)	32	152	4.75
6.	Jack Moore (1980)	31	145	4.68
7.	Jamar Johnson (1992)	28	130	4.64
8.	Lance Jeter (2011)	32	145	4.53
9.	Jamar Johnson (1994)	28	123	4.39
10.	Cookie Belcher (2001)	30	131	4.37

STEALS

1.	Cookie Belcher (1999)	102
2.	Erick Strickland (1995)	89
3.	Cookie Belcher (1997)	87
4.	Cookie Belcher (2001)	82
5.	Cookie Belcher (1998)	75
6.	Eric Johnson (1989)	68
7.	Venson Hamilton (1999)	67
	Brian Carr (1987)	67
9.	Clifford Scales (1991)	64
10.	Tyronn Lue (1998)	63

BLOCKED SHOTS

1.	Derrick Chandler (1992)	91
2.	Mikki Moore (1997)	88
3.	Kimani Ffriend (2000)	85
4.	Venson Hamilton (1999)	80
5.	Kimani Ffriend (2001)	74
6.	Mikki Moore (1996)	71
7.	Rich King (1991)	68
8.	Mikki Moore (1995)	67
9.	Venson Hamilton (1998)	66
10.	Wes Wilkinson (2006)	61

MINUTES PLAYED

1.	Ray Gallegos (2013)	1,237
2.	Dylan Talley (2013)	1,173
3.	Dave Hoppen (1985)	1,155
4.	Tyronn Lue (1997)	1,150
5.	Tyronn Lue (1998)	1,149
6.	Jack Moore (1980)	1,143
7.	Andre Smith (1980)	1,141
8.	Charles Richardson Jr. (2007)	1,125
9.	Brian Carr (1985)	1,120
10.	Jaron Boone (1996)	1,105

CAREER RECORDS

POINTS

1. Dave Hoppen (1983-86).....	2,167
2. Eric Piatkowski (1991-94).....	1,934
3. Jerry Fort (1973-76).....	1,882
4. Andre Smith (1978-81).....	1,717
5. Aleks Maric (2005-08).....	1,630
6. Jaron Boone (1993-96).....	1,609
7. Erick Strickland (1993-96).....	1,586
8. Tyronn Lue (1996-98).....	1,577
9. Cookie Belcher (1997-2001).....	1,552
10. Rich King (1988-91).....	1,475

SCORING AVERAGE (min. 675 Points)

	G	Pts.	Avg.
1. Dave Hoppen (1983-86).....	111	2,167	19.5
2. Terran Petteway (2014-15).....	63	1,143	18.1
3. Jerry Fort (1973-76).....	105	1,882	17.9
4. Tom Baack (1966-68).....	75	1,299	17.3
5. Marvin Stewart (1969-71).....	75	1,138	17.2
6. Stuart Lantz (1969-71).....	75	1,269	16.9
7. Chuck Jura (1970-72).....	77	1,255	16.3
8. Tyronn Lue (1996-98).....	99	1,577	15.9
9. Eric Piatkowski (1991-94).....	123	1,934	15.7
10. Andre Smith (1978-81).....	114	1,717	15.1

FIELD GOALS MADE

1. Dave Hoppen (1983-86).....	804
2. Jerry Fort (1973-76).....	777
3. Eric Piatkowski (1991-94).....	676
4. Andre Smith (1978-81).....	673
5. Aleks Maric (2005-08).....	589
6. Jaron Boone (1993-96).....	575
7. Rich King (1988-91).....	564
8. Tyronn Lue (1996-98).....	560
9. Carl McPipe (1976-79).....	546
10. Erick Strickland (1993-96).....	535

FIELD GOALS ATTEMPTED

1. Jerry Fort (1973-76).....	1,793
2. Eric Piatkowski (1991-94).....	1,436
3. Dave Hoppen (1983-86).....	1,341
4. Jaron Boone (1993-96).....	1,327
5. Tyronn Lue (1996-98).....	1,255
6. Erick Strickland (1993-96).....	1,219
7. Larry Florence (1997-2000).....	1,150
8. Andre Smith (1978-81).....	1,148
9. Tom Baack (1966-68).....	1,138
10. Carl McPipe (1976-79).....	1,126

FIELD GOAL PCT. (min. 400 att.)

	FG-FGA	Pct.
1. Larry Cox (1974-76).....	270-432	.625
2. Dave Hoppen (1983-86).....	804-1,341	.600
3. Andre Smith (1978-81).....	673-1,148	.586
4. Kimani Ffriend (2000-01).....	267-460	.580
5. Rich King (1988-91).....	564-1,000	.564
6. Bruce Chubick (1991-94).....	303-540	.561
7. Mikki Moore (1994-97).....	274-676	.553
8. Chuck Jura (1970-72).....	500-910	.549
9. Bernard Day (1985-86).....	309-567	.545
10. Pete Manning (1988-89).....	242-446	.543

3-POINT FIELD GOALS MADE

1. Cary Cochran (1999-2002).....	268
2. Eric Piatkowski (1991-94).....	202
3. Ryan Anderson (2007-10).....	185
4. Jaron Boone (1993-96).....	181
5. Erick Strickland (1993-96).....	179
6. Brian Conklin (2001-04).....	176
7. Ray Gallegos (2010-14).....	158
8. Cookie Belcher (1997-2001).....	146
9. Tyronn Lue (1996-98).....	145
10. Paul Velander (2006-09).....	128

3-POINT FIELD GOALS ATTEMPTED

1. Cary Cochran (1999-2002).....	630
2. Eric Piatkowski (1991-94).....	564
3. Ray Gallegos (2010-14).....	517
4. Erick Strickland (1993-96).....	512
5. Jaron Boone (1993-96).....	501
6. Ryan Anderson (2007-10).....	470
7. Cookie Belcher (1997-2001).....	450
8. Brian Conklin (2001-04).....	407
9. Tyronn Lue (1996-98).....	407
10. Terran Petteway (2014-15).....	364

3-POINT FG PCT. (min. 100 att.)

	3FG-Att.	Pct.
1. Brian Conklin (2001-04).....	176-407	.432
2. Cary Cochran (1999-2002).....	268-630	.425
3. Jay-R Strowbridge (2007-08).....	50-122	.410
4. Clifford Scales (1988-91).....	45-110	.409
5. Henry T. Buchanan (1987-88).....	67-165	.406
6. Chris Cresswell (1990-92).....	103-261	.3946
7. Ryan Anderson (2007-10).....	185-470	.3936
8. Marcus Perry (2006-07).....	98-249	.3935
9. Eshaunte Jones (2010-2011).....	68-172	.390
10. Paul Velander (2006-09).....	128-329	.389

FREE THROWS MADE

1. Dave Hoppen (1983-86).....	559
2. Aleks Maric (2005-08).....	448
3. Jack Moore (1979-82).....	446
4. Eric Piatkowski (1991-94).....	380
5. Andre Smith (1978-81).....	371
6. Venson Hamilton (1996-99).....	360
7. Rich King (1988-91).....	345
8. Erick Strickland (1993-96).....	337
9. Jerry Fort (1973-76).....	328
10. Bob Grattopp (1968-70).....	316
Shavon Shields (2013-present).....	316

FREE THROW ATTEMPTS

1. Dave Hoppen (1983-86).....	724
2. Aleks Maric (2005-08).....	679
3. Venson Hamilton (1996-99).....	590
4. Andre Smith (1978-81).....	562
5. Rich King (1988-91).....	510
6. Jack Moore (1979-82).....	495
7. Eric Piatkowski (1991-94).....	489
8. Jerry Fort (1973-76).....	486
9. Bill Johnson (1952-54).....	484
10. Herschell Turner (1958-60).....	474

FREE THROW PCT. (min. 200 att.)

	FT-FTA	Pct.
1. Jack Moore (1979-82).....	446-495	.901
2. Tom Baack (1966-68).....	247-297	.832
3. Brandon Richardson (2009-12).....	230-278	.827
4. Brandon Ubel (2010-13).....	240-299	.803
5. Brian Carr (1984-87).....	230-287	.801
6. Nate Johnson (2003-04).....	186-233	.798
7. Jamar Johnson (1992-94).....	166-210	.790
8. Bob Grattopp (1968-70).....	316-400	.790
9. Tyronn Lue (1996-98).....	312-396	.788
10. Charles Richardson Jr. (2004-07).....	156-200	.780

REBOUNDS (since 1952)

1. Venson Hamilton (1996-99).....	1,080
2. Aleks Maric (2005-08).....	1,015
3. Leroy Chalk (1969-71).....	782
4. Dave Hoppen (1983-86).....	773
5. Rich King (1988-91).....	761
6. Andre Smith (1978-81).....	753
7. Chuck Jura (1970-72).....	740
8. Carl McPipe (1976-79).....	723
9. John Turek (2002-05).....	682
10. Rex Ekwall (1955-57).....	679

REBOUND AVG. (min. 400 rebounds)

	G	Reb.	Avg.
1. Rex Ekwall (1955-57).....	65	679	10.4
2. Leroy Chalk (1969-71).....	76	782	10.3
3. Chuck Jura (1970-72).....	77	740	9.6
4. Bill Johnson (1952-54).....	65	569	9.5
5. Tom Russell (1961-62).....	49	432	8.8
6. Herschell Turner (1958-60).....	72	626	8.7
7. Kimani Ffriend (2000-01).....	58	492	8.5
8. Aleks Maric (2005-08).....	121	1,015	8.4
9. Venson Hamilton (1996-99).....	129	1,080	8.4
10. Derrick Chandler (1992-93).....	60	490	8.2

ASSISTS (since 1974)

1. Brian Carr (1984-87).....	682
2. Cookie Belcher (1997-2001).....	477
3. Jaron Boone (1993-96).....	446
4. Tyronn Lue (1996-98).....	432
5. Erick Strickland (1993-96).....	414
6. Charles Richardson Jr. (2004-07).....	399
7. Jack Moore (1979-82).....	382
8. Jamar Johnson (1992-94).....	355
9. Clifford Scales (1988-91).....	354
10. Beau Reid (1988-91).....	344

STEALS (since 1978)

1. Cookie Belcher (1997-2001).....	353
2. Eric Strickland (1993-96).....	257
3. Venson Hamilton (1996-99).....	186
4. Clifford Scales (1988-91).....	177
5. Ryan Anderson (2007-10).....	166
6. Brian Carr (1984-87).....	159
7. Tyronn Lue (1996-98).....	154
8. Brandon Richardson (2009-12).....	145
9. Larry Florence (1997-2000).....	137
10. Jaron Boone (1993-96).....	131

BLOCKED SHOTS (since 1978)

1. Venson Hamilton (1996-99).....	241
2. Mikki Moore (1994-97).....	236
3. Rich King (1988-91).....	183
4. John Turek (2002-05).....	163
5. Kimani Ffriend (2000-01).....	159
6. Aleks Maric (2005-08).....	145
7. Derrick Chandler (1992-93).....	144
8. Wes Wilkinson (2003-06).....	113
9. Jorge Brian Diaz (2010-12).....	110
10. Cookie Belcher (1997-2001).....	83

GAMES PLAYED

1. Cookie Belcher (1997-2001).....	131
2. Venson Hamilton (1996-99).....	129
3. Sek Henry (2007-10).....	128
4. Terrance Badgett (1993-96).....	127
Erick Strickland (1993-96).....	127
Jaron Boone (1993-96).....	127
7. Brandon Ubel (2010-13).....	125
8. Andy Markowski (1996-99).....	124
Rich King (1988-91).....	124
10. Larry Florence (1997-2000).....	123
Eric Piatkowski (1991-94).....	123
Brian Carr (1984-87).....	123
Clifford Scales (1988-91).....	123

GAMES STARTED

1. Cookie Belcher (1997-2001).....	129
2. Dave Hoppen (1983-86).....	111
3. Larry Florence (1997-2000).....	105
4. Jaron Boone (1993-96).....	102
5. Ryan Anderson (2007-10).....	101
6. Sek Henry (2007-10).....	99
Aleks Maric (2005-08).....	99
8. Jake Muhleisen (2002-05).....	98
9. Jerry Fort (1973-76).....	97
10. Tyronn Lue (1996-98).....	96

SINGLE-SEASON RECORDS BY CLASS

POINTS SCORED (since 1970)

Senior		Sophomore		Sophomore	
1. Eric Piatkowski (1994).....	646	1. Dave Hoppen (1984).....	19.9	1. Dave Hoppen (1984).....	220
2. Marvin Stewart (1971).....	556	2. Tyronn Lue (1997).....	18.8	2. Tyronn Lue (1997).....	215
3. Chuck Jura (1972).....	551	3. Jerry Fort (1974).....	18.0	3. Jerry Fort (1974).....	207
4. Rich King (1991).....	526	4. Terran Petteway (2014).....	18.1	4. Carl McPipe (1977).....	183
5. Aleks Maric (2008).....	519	5. Carl McPipe (1977).....	15.2	5. Terran Petteway (2014).....	182
6. Venson Hamilton (1999).....	518	6. Jack Moore (1980).....	14.8	6. Brian Banks (1977).....	160
7. Erick Strickland (1996).....	516	7. Eric Piatkowski (1992).....	14.3	7. Jorge Brian Diaz (2011).....	150
8. Jerry Fort (1976).....	513	8. Andre Smith (1979).....	13.5	8. Andre Smith (1979).....	146
9. Cookie Belcher (2001).....	492	9. Brian Banks (1977).....	13.3	9. Eric Piatkowski (1992).....	144
10. Andre Smith (1981).....	475	10. Shavon Shields (2014).....	12.8	10. Jaron Boone (1994).....	138
Junior		Freshman		Freshman	
1. Dave Hoppen (1985).....	704	1. Joe McCray (2005).....	15.5	1. Dave Hoppen (1983).....	163
2. Tyronn Lue (1998).....	678	2. Jerry Fort (1973).....	14.5	2. Jerry Fort (1973).....	151
3. Andre Smith (1980).....	600	3. Dave Hoppen (1983).....	13.9	3. Joe McCray (2005).....	143
4. Jaron Boone (1995).....	559	4. Jake Muhleisen (2002).....	11.7	4. Jorge Brian Diaz (2010).....	133
5. Terran Petteway (2015).....	564	5. Eric Piatkowski (1991).....	10.9	5. Cookie Belcher (1997).....	117
6. Aleks Maric (2007).....	556	6. Ryan Anderson (2007).....	10.1	6. Jake Muhleisen (2002).....	115
7. Jerry Fort (1975).....	525	7. Andre Smith (1978).....	9.3	7. Tyronn Lue (1996).....	105
8. Erick Strickland (1995).....	505	8. Cookie Belcher (1997).....	9.2	Andre Smith (1978).....	105
9. Eric Piatkowski (1993).....	502	9. Ron Taylor (1974).....	8.83	9. Ryan Anderson (2007).....	103
10. Shavon Shields (2015).....	478	10. Jorge Brian Diaz (2010).....	8.82	10. Larry Florence (1997).....	92
Sophomore		FIELD GOALS MADE (since 1970)		3-POINTERS MADE (since 1987)	
1. Tyronn Lue (1997).....	603	Senior		Senior	
2. Dave Hoppen (1984).....	598	1. Eric Piatkowski (1994).....	226	1. Cary Cochran (2002).....	89
3. Terran Petteway (2014).....	579	2. Chuck Jura (1972).....	220	2. Marcus Perry (2007).....	67
4. Jerry Fort (1974).....	468	3. Marvin Stewart (1971).....	215	3. Brian Conklin (2004).....	66
5. Jack Moore (1980).....	458	4. Rich King (1991).....	202	4. Bo Spencer (2012).....	63
6. Carl McPipe (1977).....	440	5. Jerry Fort (1976).....	201	Eric Piatkowski (1994).....	63
7. Eric Piatkowski (1992).....	414	6. Aleks Maric (2008).....	191	6. Wes Wilkinson (2006).....	62
8. Shavon Shields (2014).....	409	7. Venson Hamilton (1999).....	194	7. Paul Velander (2009).....	60
9. Brian Banks (1977).....	386	8. Andre Smith (1981).....	185	8. Jaron Boone (1996).....	59
10. Beau Reid (1989).....	382	9. Stan Cloudy (1984).....	178	Chris Cresswell (1992).....	59
Freshman		10. Cookie Belcher (2001).....	177	10. Brian Carr (1987).....	58
1. Dave Hoppen (1983).....	445	Junior		Junior	
2. Joe McCray (2005).....	432	1. Dave Hoppen (1985).....	270	1. Ray Gallegos (2013).....	83
3. Jerry Fort (1973).....	376	2. Tyronn Lue (1998).....	240	2. Cary Cochran (2001).....	78
4. Eric Piatkowski (1991).....	372	3. Andre Smith (1980).....	237	Tyronn Lue (1998).....	78
5. Jake Muhleisen (2002).....	328	4. Jerry Fort (1975).....	218	Jaron Boone (1995).....	70
6. Cookie Belcher (1997).....	305	5. Aleks Maric (2007).....	203	Terran Petteway (2015).....	68
7. Tyronn Lue (1996).....	296	6. Jaron Boone (1995).....	199	7. Ray Richardson (1989).....	57
8. Jorge Brian Diaz (2010).....	291	7. Carl Hayes (1991).....	192	Erick Strickland (1995).....	54
9. Jamel White (2006).....	287	8. Carl McPipe (1978).....	190	Danny Walker (2000).....	53
10. Ryan Anderson (2007).....	283	9. Terran Petteway (2015).....	184	Andrew Drevo (2003).....	48
SCORING AVERAGE (since 1970)		10. Chuck Jura (1971).....	181	Eric Piatkowski (1993).....	48
Senior		Junior			
1. Dave Hoppen (1986).....	22.1	1. Dave Hoppen (1985).....	23.5		
2. Eric Piatkowski (1994).....	21.5	2. Tyronn Lue (1998).....	21.2		
3. Marvin Stewart (1971).....	21.4	3. Jerry Fort (1975).....	20.2		
4. Chuck Jura (1972).....	21.2	4. Andre Smith (1980).....	19.4		
5. Jerry Fort (1976).....	19.0	5. Tyronn Lue (1997).....	18.8		
6. Andre Smith (1981).....	18.3	6. Aleks Maric (2007).....	18.5		
7. Cookie Belcher (2001).....	16.4	7. Terran Petteway (2015).....	18.2		
8. Aleks Maric (2008).....	15.7	8. Jaron Boone (1995).....	17.5		
9. Venson Hamilton (1999).....	15.7	Chuck Jura (1971).....	17.5		
10. Rich King (1991).....	15.5	10. Eric Piatkowski (1993).....	16.7		



Jerry Fort held the Husker freshman scoring average record from 1973 until 2005 when Joe McCray bettered his mark by nearly 1.0 point per game. Fort was the first-ever Husker freshman to lead Nebraska in scoring average.

Sophomore

1. Brian Conklin (2002)	65
2. Cary Cochran (2000)	62
3. Ryan Anderson (2008)	50
4. Terran Petteway (2014)	48
Walter Pitchford (2014)	48
6. Tyronn Lue (1997)	47
Eric Piatkowski (1992)	47
8. Erick Strickland (1994)	41
9. Jamar Johnson (1992)	39
10. Joe McCray (2006)	37
Chris Cresswell (1990)	37

Freshman

1. Joe McCray (2005)	80
2. Ryan Anderson (2007)	48
3. Jamel White (2006)	44
Eric Piatkowski (1991)	44
5. Eshaunte Jones (2010)	40
6. Cary Cochran (1999)	39
7. Jake Muhleisen (2002)	35
8. Erick Strickland (1993)	32
9. Cookie Belcher (1997)	30
10. Marcus Walker (2006)	26
Beau Reid (1988)	26

REBOUNDS (since 1969)**Senior**

1. Aleks Maric (2008)	335
Venson Hamilton (1999)	335
3. Chuck Jura (1972)	305
4. Leroy Chalk (1971)	290
5. Rich King (1991)	274
6. Derrick Chandler (1993)	252
7. Mikki Moore (1997)	245
8. Steffon Bradford (2001)	244
9. Jason Dourisseau (2006)	240
10. Kimani Ffriend (2001)	229

Junior

1. Venson Hamilton (1998)	315
2. Kimani Ffriend (2000)	263
3. Aleks Maric (2007)	260
4. Dave Hoppen (1985)	258
5. Tony Farmer (1991)	251
Andre Smith (1980)	251
7. Steffon Bradford (2000)	243
Chuck Jura (1971)	243
9. Derrick Chandler (1992)	238
10. Leroy Chalk (1970)	235

Sophomore

1. Venson Hamilton (1997)	269
2. Leroy Chalk (1969)	257
3. Aleks Maric (2006)	251
4. Carl McPipe (1977)	241
5. Bob Siegel (1975)	227
6. Dave Hoppen (1984)	207
7. Mikki Moore (1995)	198
8. John Turek (2003)	197
9. Rich King (1989)	195
10. Chuck Jura (1970)	192

Freshman

1. Aleks Maric (2005)	169
2. John Turek (2002)	162
3. Venson Hamilton (1996)	161
Dave Hoppen (1983)	161
5. Shavon Shields (2013)	144
Andre Smith (1978)	144
7. Joe McCray (2005)	140
8. Jorge Brian Diaz (2010)	133
9. Ryan Anderson (2007)	129
10. Cookie Belcher (1997)	126

ASSISTS (since 1974)**Senior**

1. Charles Richardson Jr. (2007)	179
2. Brian Carr (1987)	166
3. Lance Jeter (2011)	145
4. Eric Johnson (1989)	135
5. Jaron Boone (1996)	134
6. Cookie Belcher (2001)	131
7. Beau Reid (1991)	130
8. David Ponce (1984)	124
9. Jamar Johnson (1994)	123
10. Erick Strickland (1996)	119
Allen Holder (1977)	119

Junior

1. Brian Carr (1996)	201
2. Tyronn Lue (1998)	152
3. Cookie Belcher (1999)	138
4. Lance Jeter (2010)	134
5. Erick Strickland (1995)	133
6. Tom Wald (1995)	128
7. Jaron Boone (1995)	116
8. Eric Johnson (1988)	112
9. Clifford Scales (1990)	110
10. Jack Moore (1981)	108

Sophomore

1. Brian Carr (1985)	237
2. Jack Moore (1980)	145
3. Tyronn Lue (1997)	136
4. Beau Reid (1989)	135
5. Jamar Johnson (1992)	130
6. Cookie Belcher (1998)	124
7. Cookie Miller (2009)	109
Jaron Boone (1994)	109
9. Eric Piatkowski (1992)	97
10. Erick Strickland (1994)	96
Brian Banks (1977)	96

Freshman

1. Tyronn Lue (1996)	144
2. Cookie Miller (2008)	109
3. Jake Muhleisen (2002)	105
4. Jaron Boone (1993)	87
5. Brian Carr (1984)	78
6. Marcus Walker (2006)	74
7. Benny Parker (2013)	69
8. Cookie Belcher (1997)	68
Eric Piatkowski (1991)	68
10. Charles Richardson Jr. (2004)	66
Erick Strickland (1993)	66

STEALS (since 1978)**Senior**

1. Cookie Belcher (2001)	82
2. Eric Johnson (1989)	68
3. Venson Hamilton (1999)	67
Brian Carr (1987)	67
5. Clifford Scales (1991)	64
6. Erick Strickland (1996)	61
7. Lance Jeter (2011)	57
8. Charles Richardson Jr. (2007)	56
9. Brandon Richardson (2012)	54
10. Ryan Anderson (2010)	53

Junior

1. Cookie Belcher (1999)	102
2. Erick Strickland (1995)	89
3. Tyronn Lue (1998)	63
4. Eric Johnson (1988)	60
5. Carl Hayes (1991)	54
6. Venson Hamilton (1998)	53
7. Jamar Johnson (1993)	52
8. Brennon Clemmons (2002)	48
9. Ray Gallegos (2013)	46
10. Stan Cloudy (1983)	45
Benny Parker (2015)	45

Sophomore

1. Cookie Belcher (1998)	75
2. Erick Strickland (1994)	60
3. Ryan Anderson (2008)	47
4. Venson Hamilton (1997)	46
5. Cookie Miller (2009)	45
6. Jack Moore (1980)	42
7. Tyronn Lue (1997)	41
8. Brian Carr (1985)	40
9. Jamar Johnson (1992)	38
Carl Hayes (1990)	38

Freshman

1. Cookie Belcher (1997)	87
2. Cookie Miller (2008)	57
3. Tyronn Lue (1996)	50
4. Erick Strickland (1993)	47
5. Joe McCray (2005)	32
Clifford Scales (1988)	32
7. Jake Muhleisen (2002)	28
8. Jaron Boone (1993)	26
9. Brandon Richardson (2009)	25
Ryan Anderson (2007)	25

BLOCKED SHOTS (since 1978)**Senior**

1. Mikki Moore (1997)	88
2. Venson Hamilton (1999)	80
3. Kimani Ffriend (2001)	74
4. Rich King (1991)	68
5. Wes Wilkinson (2006)	61
6. Aleks Maric (2008)	57
7. Derrick Chandler (1993)	53
8. John Turek (2005)	35
9. Andre Almeida (2013)	32
10. Carl McPipe (1979)	30

Junior

1. Derrick Chandler (1992)	91
2. Kimani Ffriend (2000)	85
3. Mikki Moore (1996)	71
4. Venson Hamilton (1998)	66
5. Rich King (1990)	45
6. Andre Almeida (2011)	39
John Turek (2004)	37
8. Aleks Maric (2007)	33
Wes Wilkinson (2005)	33
10. Jorge Brian Diaz (2012)	31

Sophomore

1. Mikki Moore (1995)	67
2. Venson Hamilton (1997)	56
3. John Turek (2003)	52
4. Rich King (1989)	50
5. Aleks Maric (2006)	39
6. Jorge Brian Diaz (2011)	38
7. Terrance Badgett (1994)	26
8. Louis Truscott (2000)	24
Terran Petteway (2014)	24
10. Bruce Chubick (1992)	23

Freshman

1. Jorge Brian Diaz (2010)	41
2. John Turek (2002)	39
Venson Hamilton (1996)	39
4. Cookie Belcher (1997)	20
Rich King (1988)	20
6. Brant Harriman (1988)	19
Dave Hoppen (1983)	19
8. Toney McCray (2009)	18
Eric Piatkowski (1991)	18
10. Aleks Maric (2005)	16

TEAM SEASON AND GAME TOP-10 LISTS

VICTORIES

1.	1991	26
2.	1983	22
	1978	22
	1920	22
5.	1996	21
	1987	21
7.	2008	20
	1999	20
	1998	20
	1966	20
	1994	20
	1993	20

LOSSES

1.	1963	19
	2000	19
	2003	19
4.	1964	18
	1988	18
	1990	18
	2010	18
	2012	18
	2013	18
	2015	18

SCORING AVERAGE

1.	1991	87.6
2.	1994	87.3
3.	1990	80.7
4.	1992	80.5
	1993	80.5
6.	1996	80.2
7.	1967	78.9
8.	1995	78.4
9.	1968	78.2
10.	1966	77.2

FIELD GOALS MADE

1.	1991	1,081
2.	1996	1,007
3.	1994	956
4.	1989	936
5.	1993	908
6.	1995	907
7.	1987	904
8.	1997	895
9.	1985	873
10.	1998	867

FIELD GOALS ATTEMPTED

1.	1991	2,185
2.	1996	2,089
3.	1989	1,991
4.	1994	1,978
5.	1993	1,975
6.	1995	1,947
7.	1998	1,938
8.	1987	1,933
9.	1997	1,927
10.	1992	1,826

FIELD GOAL PERCENTAGE

1.	1984	.514
2.	1983	.513
3.	1985	.512
4.	1986	.511

5.	1980	.508
6.	1971	.505
7.	1991	.495
8.	1981	.490
9.	1978	.489
10.	2001	.487

3-POINT FG MADE

1.	2002	267
2.	2007	244
3.	2006	221
4.	2010	217
5.	2004	210
6.	2009	206
7.	2012	194
	1994	194
9.	2008	190
10.	2014	188

3-POINT FG ATTEMPTED

1.	2002	729
2.	2007	650
3.	2006	637
4.	2012	599
5.	2009	571
6.	2015	566
7.	1994	564
	2014	564
9.	2008	555
10.	2005	550

3-POINT FG PERCENTAGE

1.	2010	.397
2.	2004	.389
3.	2001	.383
4.	2007	.375
5.	1992	.374
6.	1987	.369
7.	2002	.366
8.	1989	.364
9.	2009	.361
10.	1988	.358

FREE THROWS MADE

1.	1991	690
2.	1996	618
3.	1987	544
4.	1989	541
5.	1969	527
6.	1993	523
	1995	523
8.	1994	514
9.	2014	511
10.	1953	510

FREE THROWS ATTEMPTED

1.	1991	981
2.	1996	897
3.	1989	808
4.	1953	795
5.	1987	778
6.	1954	772
7.	1995	766
8.	1993	765
9.	2006	758
10.	1997	752

FREE THROW PERCENTAGE

1.	2012	.766
2.	1968	.765
3.	1981	.750
4.	1980	.749
5.	1994	.745
6.	1986	.743
7.	1982	.741
8.	1967	.727
9.	1976	.724
10.	1985	.720

REBOUNDS

1.	1991	1,454
2.	1996	1,353
3.	1994	1,320
4.	1992	1,305
5.	1997	1,295
6.	1989	1,292
7.	1993	1,283
8.	2006	1,277
9.	1998	1,263
10.	2000	1,217

REBOUND AVERAGE

1.	1961	48.8
	1960	48.8
3.	1962	45.1
4.	1992	45.0
5.	1959	44.9
6.	1963	44.0
7.	1974	43.4
8.	1991	42.8
9.	1964	42.5
10.	1966	42.4

ASSISTS (since 1974)

1.	1991	696
2.	1985	615
3.	1996	608
4.	1989	592
5.	1994	581
6.	1995	572
7.	1986	558
8.	1983	555
9.	1993	540
	1992	540

FEWEST TURNOVERS (since 1977)

1.	1982	302
2.	2002	317
3.	1981	318
4.	1985	339
5.	1986	341

MOST TURNOVERS (since 1977)

1.	1996	627
2.	1991	610
3.	1999	597
4.	1997	585
5.	1989	580

BLOCKED SHOTS (since 1978)

1.	1997	202
2.	1996	185
3.	1992	169
4.	1991	165

5.	1999	158
6.	1998	156
7.	1995	151
8.	2000	145
9.	1993	131
10.	2006	130

STEALS (since 1978)

1.	1999	359
2.	1998	319
3.	1991	315
4.	1995	299
5.	1997	298
6.	1996	292
7.	2008	277
8.	1988	274
9.	1994	267
10.	2009	265

FEWEST POINTS ALLOWED, SEASON

1.	1950	1,233
2.	1949	1,322
3.	1951	1,345
4.	1948	1,356
5.	1953	1,432
6.	1958	1,478
7.	1959	1,504
8.	1955	1,508
9.	1960	1,516
10.	1957	1,519

FEWEST POINTS ALLOWED PER GAME

1.	1949	50.8
2.	1950	53.6
3.	1982	55.3
4.	1948	56.5
5.	1951	58.5
6.	1959	60.2
7.	2009	60.4
8.	2011	60.5
9.	2008	60.7
10.	1983	60.9

MOST POINTS ALLOWED, SEASON

1.	1991	2,977
2.	1996	2,643
3.	1988	2,578
4.	1987	2,454
5.	1994	2,419

MOST POINTS ALLOWED PER GAME

1.	1990	86.1
2.	1994	80.6
3.	1991	78.2
4.	1989	78.1
5.	1967	77.6



Cary Cochran helped the Huskers set the school record with 267 3-pointers as a team during the 2001-02 season.

FEWEST POINTS ALLOWED, SINGLE GAME (since 1947)

1. 26 vs. Bethune-Cookman, Dec. 20, 2003 (NU 70)
2. 28 vs. North Carolina Central, Dec. 22, 2007 (71)
3. 32 vs. South Dakota, Dec. 3, 1949 (61)
4. 34 vs. Morgan State, Dec. 6, 2004 (64)
- 34 vs. Kansas, Jan. 8, 1949 (52)
6. 37 vs. Savannah State, Dec. 11, 2007 (82)
7. 38 vs. South Dakota, Dec. 16, 1947 (65)
- 38 vs. Santa Clara, Dec. 12, 1950 (53)
- 38 vs. Kansas, Feb. 11, 1961 (33)
10. 39 vs. Grambling, Dec. 21, 2010
- 39 at San Jose State, Dec. 29, 1947 (38)
- 39 vs. Northwest Missouri State, Dec. 1, 1948 (59)
- 39 at Kansas, Feb. 11, 1961 (33)
- 39 vs. Northwest Missouri State, Dec. 8, 1949 (58)
- 39 vs. Northwest Missouri State, Dec. 4, 1950 (61)
- 39 vs. Air Force, Dec. 8, 1962 (43)
- 39 vs. Delaware State, Dec. 8, 2003 (68)
- 39 vs. Chicago State, Dec. 10, 2009 (74)

FEWEST POINTS BY NU, SINGLE GAME (since 1947)

1. 28 at Kansas State (53), March 1, 1949
2. 33 vs. Kansas (38), Feb. 11, 1961
3. 34 vs. Kansas State (48), Dec. 27, 1948
- 34 at Michigan State (62), Feb. 25, 2012
5. 35 vs. Oklahoma State (52), March 16, 1949 (NCAA Playoff)
6. 36 at Kansas (49), Feb. 11, 1950
- 36 at Kansas State (71), Jan. 12, 1952
8. 38 at San Jose State (39), Dec. 29, 1947
- 38 at Oregon (60), Dec. 15, 2012
10. 39 at Oklahoma (66), Feb. 10, 1958
- 39 at Oklahoma State (54), Feb. 7, 1959
- 39 vs. Kansas (45), Feb. 23, 1963
- 39 vs. Kansas State (41), March 7, 1984 (B8T)
- 39 vs. Kansas (92), Feb. 17, 2007
- 39 vs. Oklahoma State (54), March 8, 2007 (B12T)

MOST POINTS, BOTH TEAMS

1. 230 at Oklahoma 133, Nebraska 97, Feb. 21, 1987
- 230 Nebraska 117, Oklahoma 113, March 8, 1991 (B8T, OT)
3. 226 at Oklahoma 115, Nebraska 111, Feb. 14, 1994 (OT)
4. 220 Nebraska 114, Oregon 106, Nov. 25, 1995 (OT)
5. 217 at Oklahoma 117, Nebraska 100, Jan. 13, 1996 (3OT)
6. 213 Northern Iowa 109, Nebraska 104, Dec. 16, 1995
7. 211 at Nebraska 116, Texas-Arlington 95, Dec. 21, 1992
8. 210 Nebraska 111, at Oklahoma 99, Jan. 26, 1991
- 210 at California-Irvine 109, Nebraska 101, Nov. 28, 1986
10. 207 Marshall 119, Nebraska 88, March 13, 1967 (NIT)
- 207 Nebraska 106, at Southern Utah 101, Nov. 30, 1991

FEWEST POINTS, BOTH TEAMS

1. 71 Kansas 38, at Nebraska 33, Feb. 11, 1961
2. 77 at San Jose State 39, Nebraska 38, Dec. 29, 1947
3. 80 Kansas State 41, at Nebraska 39, March 7, 1984 (B8T)
4. 81 at Kansas State 53, Nebraska 28, March 1, 1949
5. 82 Kansas State 48, Nebraska 34, Dec. 27, 1948 (KC,B7HT)
- 82 at Nebraska 43, Air Force 39, Dec. 8, 1962
7. 84 at Nebraska 43, Kansas 41, Feb. 22, 1958
- 84 Kansas 45, at Nebraska 39, Feb. 23, 1963
9. 85 Nebraska 44, at Iowa State 41, Feb. 19, 1949
- 85 at Kansas 49, Nebraska 36, Feb. 11, 1950

100-POINT HUSKER GAMES

1. 117 vs. Harvard (79), Dec. 1, 1989
- 117 vs. Oklahoma (113), March 8, 1991 (B8T, OT)
3. 116 vs. Nevada (71), Dec. 14, 1970
- 116 vs. Texas-Arlington (95), Dec. 21, 1992
5. 114 vs. Oregon (106), Nov. 25, 1995 (OT)
6. 113 vs. Augustana, S.D. (69), Nov. 26, 1983
- 113 vs. Tennessee Tech (92), Dec. 14, 1990
8. 111 vs. Cal State Fullerton (74), Dec. 4, 1967
- 111 at Oklahoma (99), Jan. 26, 1991
- 111 vs. Portland (85), Dec. 4, 1993
- *111 at Oklahoma (115), Feb. 14, 1994 (OT)
12. 110 vs. Oklahoma (90), Jan. 27, 1968
13. 108 vs. Appalachian State (71), Dec. 31, 1994
- 108 vs. Colgate (76), Dec. 4, 1992
15. 107 vs. Saint Louis (79), Nov. 23, 1990
- 107 vs. North Carolina A&T (57), Dec. 19, 2005
17. 106 at Southern Utah (101), Nov. 30, 1991
- 106 vs. Colorado (67), Jan. 8, 1994
19. 105 vs. Eastern Washington (71), Jan. 14, 1984
- 105 vs. Northwest Missouri St. (64), Jan. 5, 1987
- 105 vs. Toledo (68), Dec. 8, 1990
- 105 vs. Oklahoma (93), Feb. 16, 1991
- 105 vs. Oklahoma (88), March 11, 1994 (B8T)
24. 104 vs. Montana State (60), Dec. 23, 1978
- 104 vs. Pepperdine (100), Dec. 2, 1989
- 104 vs. Northern Iowa (109), Dec. 16, 1995
27. 102 vs. Eastern Washington (67), Dec. 21, 1991
- 102 vs. Iowa State (86), Feb. 12, 1994
29. 101 at Wisconsin (88), Dec. 1, 1965
- 101 vs. South Dakota (69), Dec. 1, 1984
- 101 at California-Irvine (109), Nov. 28, 1986
- 101 vs. Northeastern Illinois (60), Dec. 21, 1994
33. 100 vs. Washington State (75), Dec. 12, 1966
- 100 vs. South Dakota State (83), Nov. 30, 1979
- 100 vs. Illinois (73), Nov. 24, 1990
- 100 vs. Creighton (83), Dec. 10, 1992
- 100 vs. Southern Utah (85), Jan. 5, 1993
- 100 at Colorado (86), Feb. 8, 1995
- 100 at Oklahoma (117), Jan. 13, 1996 (3OT)

Note: Nebraska is 35-4 when it has scored 100 or more points. *Most points scored in loss

100-POINT GAMES AGAINST NU

1. 133 at Oklahoma, Feb. 21, 1987 (NU 97)
2. 119 by Marshall, March 13, 1967 (88, NIT)
3. 117 at Oklahoma, Jan. 13, 1996 (100, 3OT)
4. 115 at Oklahoma, Feb. 14, 1994 (111, OT)
5. 114 at Kansas State, Jan. 10, 1987 (82)
- 114 at Iowa State, Jan. 28, 1988 (76)
7. 113 at Oklahoma, March 5, 1988 (93)
- 113 by Oklahoma, March 8, 1991 (117, B8T, OT)##
9. 112 at Houston, Dec. 12, 1969 (82)
10. *111 by Missouri, Jan. 13, 1990 (95)
11. 110 at Kansas, Feb. 26, 1966 (73)
12. 109 at California-Irvine, Nov. 28, 1986 (101)
- 109 by SW Louisiana, Dec. 29, 1992 (80)
- 109 by Northern Iowa, Dec. 16, 1995 (104)
15. 108 at Kansas State, March 10, 1953 (80)
16. 107 at Missouri, Feb. 10, 1990 (85)
- 107 by Oklahoma, March 13, 1992 (85, B8T)
18. 106 at Oklahoma, March 7, 1992 (97)
- 106 by Oregon, Nov. 25, 1995 (114, OT)##
20. 105 at Oklahoma, Jan. 31, 1990 (64)
- 105 at Texas, Jan. 21, 1998 (91)
22. 103 at Ohio State, Dec. 14, 1988 (76)
- 103 at Oklahoma, March 4, 1989 (76)
- 103 vs. Oklahoma State, Feb. 14, 1990 (84)
- 103 at Kansas, Jan. 25, 1992 (78)
26. 102 at Kansas, Feb. 8, 1958 (46)
- 102 at Wyoming, Dec. 7, 1966 (98)
- 102 at Oklahoma, Jan. 14, 1993 (89)
- 102 at Texas, Jan. 4, 1995 (74)
30. 101 at Iowa State, Feb. 24, 1990 (85)
- 101 at Michigan State, Dec. 4, 1991 (78)
- 101 at Southern Utah, Nov. 30, 1992 (106)##
- 101 at Texas Christian, March 15, 1999 (89)
34. 100 vs. Kansas State, Dec. 26, 1963 (78)
- 100 at Kansas, Feb. 17, 1970 (87)
- 100 vs. Pepperdine, Dec. 2, 1989 (104)##

Note: Nebraska is 4-32 when allowing 100 or more points, (wins indicated with ##). *Most points scored against NU in Lincoln.

TEAM SEASON AND GAME TOP-10 LISTS



Aleks Maric helped the Huskers to a pair of postseason appearances during his Husker career from 2005-08.

LARGEST VICTORY MARGIN

No.	Margin	Score	H/A	Opponent	Season
1.	74	82-8	A	Crete	1906-07
2.	57	97-40	H	Arkansas-Pine Bluff	2004-05
3.	54	57-3	H	Doane	1899-1900
	54	57-3	A	Nebraska Wesleyan	1898-99
5.	52	98-46	H	Southwest Missouri State	1982-83
	52	62-10	H	Morningside	1911-12
7.	50	107-57	H	North Carolina A&T	2005-06
	50	93-43	H	Missouri Western State	1982-83
9.	49	91-42	H	Sam Houston State	1991-92
	49	63-14	H	Nebraska Wesleyan	1901-02
11.	47	88-41	H	Delaware State	1995-96
12.	45	82-37	H	Savannah State	2007-08
	45	116-71	H	Nevada	1970-71
	45	56-11	H	Cotner	1913-14
	45	57-12	H	Brown College "B"	1905-06
	45	52-7	H	Doane	1898-99

Note: Nebraska's largest margin of victory over a conference opponent was 40 points vs. Kansas, March 2, 1901 (48-8).

LARGEST LOSING MARGIN

No.	Margin	Score	Opponent	Season
1.	56	46-102	at Kansas	1957-58
2.	53	39-92	at Kansas	2006-07
3.	44	29-73	at Haskell Institute	1901-02
4.	43	9-52	at Minnesota	1901-02
5.	42	54-96	at Kansas	2005-06
	42	27-69	at Illinois	1942-43
	42	30-72	at Kansas	1945-46
	42	47-89	vs. Colorado (at K.C.)	1954-55
9.	41	64-105	at Oklahoma	1989-90
10.	40	51-91	at Texas	2009-10
	40	15-55	at DePaul	1943-44
	40	53-93	at Oklahoma State	1994-95
13.	39	4-43	at Wisconsin	1907-08
	39	16-55	at Missouri	1921-22
	39	54-93	at Oklahoma State	1964-65
	39	55-94	at Oklahoma State	1999-2000
	39	57-96	at Kansas	2001-02

HUSKER WINNING STREAKS

No.	Season	Win Streak*	Date Started	Date Ended
1.	1990-91	14 games	11-28-90	1-22-91
	1911-12/12-13	14 games	1-27-12	1-25-13
3.	1919-20/20-21	13 games	2-6-20	1-3-21
	1897-98/1900-01	13 games	2-22-1898	1901**
5.	1912-13	12 games	1-31-13	3-12-13
6.	2010-11	11 games	11-20-10	1-12-11
	1993-94	11 games	12-3-93	1-19-94
	1905-06/06-07	11 games	2-25-06	2-15-07
9.	1994-95	10 games	11-27-94	1-4-95
	1977-78	10 games	12-2-77	12-29-77

**Dates unavailable

Consecutive Conference Victories:

29, all eight in 1911-12, all 10 in 1912-13, all seven in 1913-14, first four in 1914-15 (ended at Kansas, 43-18, Jan. 22, 1915)

Consecutive Home Victories:

20, all 11 games in 1965-66, first nine games in 1966-67 (ended by Kansas, 64-57, March 4, 1967)

Consecutive Home Conference Victories:

15, all four games in 1911-12, all five games in 1912-13, all four games in 1913-14, first two games in 1914-15 (ended by Drake, 20-19, Feb. 19, 1915)

Consecutive Losses:

13, final six games of 1931-32, first seven games of 1932-33 (ended vs. Kansas State, 31-25, Jan. 14, 1933)

Consecutive Conference Losses:

12, last six in 1943-44, first six in 1944-45 (ended vs. Kansas, 59-45, Feb. 10, 1945)

Consecutive Home Losses:

7, games five through 11 in 1962-63 (ended vs. Oklahoma State, 49-48, Feb. 25, 1963)

Consecutive Home Conference Losses:

9, last four games of 1961-62, first five games of 1962-63 (ended vs. Oklahoma State, 49-48, Feb. 25, 1963)



Derrick Chandler blocked 144 shots during his two-year career. He holds the Nebraska single-season blocked shots record with 91 rejections in 1991-92.

STATISTICAL LEADERS (SINCE 1947)

POINTS SCORED

Year	Leader	G	Pts.	PPG
2015	Terran Petteway, Jr., G	31	564	18.2
2014	Terran Petteway, So., G/F	32	579	18.1
2013	Dylan Talley, Sr., G	33	453	13.7
2012	Bo Spencer, Sr., G	30	461	15.4
2011	Lance Jeter, Sr., G	32	373	11.7
2010	Ryan Anderson, Sr., G	31	351	11.3
2009	Ade Dagunduro, Sr., G	31	398	12.8
2008	Aleks Maric, Sr., C	33	519	15.7
2007	Aleks Maric, Jr., C	30	556	18.5
2006	Wes Wilkinson, Sr., F	32	382	11.9
2005	Joe McCray, Fr., G	28	433	15.5
2004	Nate Johnson, Sr., G	30	389	13.0
2003	Andrew Drevo, Jr., F	29	402	13.9
2002	Cary Cochran, Sr., G	28	392	14.0
2001	Cookie Belcher, Sr., G	30	492	16.4
2000	Larry Florence, Sr., F	30	389	13.0
1999	Venson Hamilton, Sr., C	33	518	15.7
1998	Tyrone Lue, Jr., G	32	678	21.2
1997	Tyrone Lue, So., G	32	603	18.8
1996	Erick Strickland, Sr., G	35	516	14.7
1995	Jaron Boone, Jr., G	32	559	17.5
1994	Eric Piatkowski, Sr., F	30	646	21.5
1993	Eric Piatkowski, Jr., F	30	502	16.7
1992	Eric Piatkowski, So., F	29	414	14.3
1991	Rich King, Sr., C	34	526	15.5
1990	Rich King, Jr., C	28	450	16.1
1989	Beau Reid, So., F	32	382	11.9
1988	Derrick Vick, Sr., F	31	348	11.2
1987	Bernard Day, Sr., F	33	410	12.4
1986	Dave Hoppen, Sr., C	19	420	22.1
1985	Dave Hoppen, Jr., C	30	704	23.5
1984	Dave Hoppen, So., C	30	598	19.9
1983	Dave Hoppen, Fr., C	32	445	13.9
1982	Jack Moore, Sr., G	27	343	12.7
1981	Andre Smith, Sr., C	26	475	18.3
1980	Andre Smith, Jr., C	31	600	19.4
1979	Andre Smith, So., C	27	364	13.5
1978	Carl McPipe, Jr., C	29	445	15.3
1977	Carl McPipe, So., C	29	440	15.2
1976	Jerry Fort, Sr., G	27	513	19.0
1975	Jerry Fort, Jr., G	26	525	20.2
1974	Jerry Fort, So., G	26	468	18.0
1973	Jerry Fort, Fr., G	26	376	14.5
1972	Chuck Jura, Sr., C	26	551	21.2
1971	Marvin Stewart, Sr., G	26	556	21.4
1970	Tom Scantlebury, Jr., G	25	361	14.4
1969	Marvin Stewart, So., G	26	381	14.6
1968	Stuart Lantz, Sr., G	25	482	19.3
1967	Stuart Lantz, Jr., G	25	481	19.2
1966	Tom Baack, So., F	25	386	15.4
1965	Fred Hare, So., F	25	380	15.2
1964	Charlie Jones, F	25	322	12.9
1963	Daryl Petch, G	25	369	14.8
1962	Tom Russell, Sr., F/C	25	412	16.5
1961	Tom Russell, Jr., F/C	24	300	12.5
1960	Herschell Turner, G	24	382	15.9
1959	Herschell Turner, G	25	428	17.1
1958	Wilson Fitzpatrick, G	23	264	11.5
1957	Rex Ekwall, F	23	264	11.5
1956	Rex Ekwall, F	23	307	13.3
1955	Willard Fagler, C	21	285	13.6
1954	Bill Johnson, C	21	382	18.2
1953	Bill Johnson, C	20	277	13.9
1952	Jim Buchanan, G	24	400	16.7
1951	Bob Pierce, C	23	384	16.7
1950	Bus Whitehead, C	23	360	15.7
1949	Claude Retherford, G	26	311	12.0
1948	Claude Retherford, G	24	259	10.8

FIELD GOAL PERCENTAGE

Year	Leader*	G	FG-FGA	Pct.
2015	Shavon Shields, Jr., F	31	161-366	.440
2014	Walter Pitchford, So., F	32	107-226	.473
2013	Brandon Ubel, Sr., F	31	129-269	.480
2012	Caleb Walker, Sr., G	30	78-172	.453
2011	Jorge Brian Diaz, So., C	32	150-279	.538
2010	Jorge Brian Diaz, Fr., C	33	133-255	.522
2009	Ade Dagunduro, Sr., G	31	143-275	.520
2008	Aleks Maric, Sr., C	33	191-332	.575
2007	Aleks Maric, Jr., C	30	203-359	.565
2006	Jason Dourisseau, Sr., G	33	127-266	.477

2005	John Turek, Sr., F	28	88-170	.518
2004	Nate Johnson, Sr., G	30	127-271	.469
2003	Corey Simmons, So., G	29	77-167	.461
2002	Cary Cochran, Sr., G	28	116-277	.419
2001	Kimani Ffriend, Sr., C	28	144-231	.623
2000	Kimani Ffriend, Jr., C	30	123-229	.537
1999	Larry Florence, Jr., F	33	133-262	.508
1998	Venson Hamilton, Jr., C	32	139-269	.517
1997	Mikki Moore, Sr., C	33	144-247	.583
1996	Mikki Moore, Jr., C	35	118-202	.584
1995	Terrance Badgett, Jr., F	32	106-212	.500
1994	Bruce Chubick, Sr., F	31	121-215	.563
1993	Bruce Chubick, Jr., F	31	90-173	.520
1992	Dapreis Owens, Sr., F	29	116-213	.545
1991	Rich King, Sr., C	34	202-352	.574
1990	Rich King, Jr., C	28	170-305	.557
1989	R. van Poelgeest, Jr., C	29	103-177	.582
1988	Pete Manning, Jr., F	31	111-188	.590
1987	Derrick Wick, Jr., F	32	131-240	.546
1986	Bernard Day, Jr., F	30	158-280	.564
1985	Dave Hoppen, Jr., C	30	270-418	.646
1984	Dave Hoppen, So., C	30	220-367	.599
1983	Greg Downing, Sr., G/F	31	101-174	.580
1982	Ray Collins, Sr., G/F	28	111-221	.502
1981	Andre Smith, Sr., C	26	185-314	.589
1980	Andre Smith, Jr., C	31	237-388	.611
1979	Andre Smith, So., C	27	146-256	.570
1978	Andre Smith, Fr., C	27	105-190	.553
1977	Carl McPipe, Jr., C	29	183-376	.487
1976	Larry Cox, Sr., C	27	133-198	.672
1975	Larry Cox, Jr., C	26	72-151	.589
1974	Tom Novak, Sr., G	22	62-140	.443
1973	Brendy Lee, Jr., C/F	26	88-192	.458
1972	Chuck Jura, Sr., C	26	111-181	.613
1971	Chuck Jura, Jr., C	26	181-306	.592
1970	Sam Martin, Sr., C	22	58-116	.500
1969	Leroy Chalk, So., C	26	98-182	.538
1968	Stuart Lantz, Sr., G	25	173-349	.496
1967	Stuart Lantz, Jr., G	25	190-368	.516
1966	Grant Simmons, So., G	25	131-267	.491
1965	Willie Campbell, G	18	47-111	.423
1964	Charlie Jones, F	25	143-320	.447
1963	Ivan Grube, F	25	100-210	.476
1962	Tom Russell, F/C	25	136-243	.560
1961	Tom Russell, F/C	24	97-201	.483
1960	Herschell Turner, G	24	143-326	.439
1959	Wayne Hester, G	25	68-147	.463
1958	Gary Reimers, G	23	84-203	.414
1957	Gary Reimers, G	23	106-229	.463
1956	Rex Ekwall, F	21	102-237	.430
1955	Rex Ekwall, F	21	88-194	.454
1954	Bill Johnson, C	21	130-301	.432
1953	Bill Johnson, C	20	80-199	.422
1952	Jim Buchanan, G	24	173-484	.357
1951	Bob Pierce, C	23	131-327	.401
1950	Jim Buchanan, G	23	58-159	.365
1949	Bus Whitehead, C	26	99-284	.349
1948	Rodney Cox, F	24	62-180	.344

*Minimum of 5 att. per game while playing in 75 percent of team's games.

REBOUNDS

Year	Leader	G	Reb.	RPG
2015	Shavon Shields, Jr., F	31	186	6.0
2014	Shavon Shields, So., G/F	32	184	5.8
2013	Brandon Ubel, Sr., F	31	209	6.7
2012	Brandon Ubel, Jr., F	30	160	5.3
2011	Caleb Walker, Jr., G	32	145	4.5
2010	Ryan Anderson, Sr., G	31	164	5.3
2009	Ade Dagunduro, Sr., G	31	135	4.4
2008	Aleks Maric, Sr., C	33	335	10.2
2007	Aleks Maric, Jr., C	30	260	8.7
2006	Aleks Maric, So., C	31	251	8.1
2005	Aleks Maric, Fr., C	27	169	6.3
2004	John Turek, Jr., F	31	182	5.9
2003	Andrew Drevo, Jr., F	29	212	7.3
2002	John Turek, Fr., F	26	162	6.2
2001	Kimani Ffriend, Sr., C	28	229	8.2
2000	Kimani Ffriend, Jr., C	30	263	8.8
1999	Venson Hamilton, Sr., C	33	335	10.2
1998	Venson Hamilton, Jr., C	32	315	9.8
1997	Venson Hamilton, So., C	32	269	8.4
1996	Bernard Garner, Jr., F	35	222	6.3
1995	Mikki Moore, So., C	32	198	6.2
1994	Bruce Chubick, Sr., F	31	219	7.3

1993	Derrick Chandler, Sr., C	31	252	8.1
1992	Derrick Chandler, Jr., C	29	238	8.2
1991	Rich King, Sr., C	34	274	8.1
1990	Rich King, Jr., C	28	208	7.4
1989	Pete Manning, Sr., F/C	33	201	6.1
1988	Derrick Vick, Sr., F	31	162	5.2
1987	Bill Jackman, Sr., F	33	213	6.5
1986	Bernard Day, Jr., F	30	198	6.6
1985	Dave Hoppen, Jr., C	30	258	8.6
1984	Dave Hoppen, So., C	30	207	6.9
1983	Claude Renfro, Sr., F	32	175	5.5
1982	Jerry Shoecraft, Sr., F	28	122	4.4
1981	Andre Smith, Sr., C	26	172	6.6
1980	Andre Smith, Jr., C	31	251	8.1
1979	Carl McPipe, Sr., C	26	196	7.5
1978	Carl McPipe, Jr., C	29	228	7.9
1977	Carl McPipe, So., C	29	241	8.3
1976	Larry Cox, Sr., C	27	166	6.1
1975	Bob Siegel, So., F	26	227	8.7
1974	Brendy Lee, Sr., F/C	26	197	7.6
1973	Brendy Lee, Sr., F/C	26	185	7.1
1972	Chuck Jura, Sr., C	26	305	11.7
1971	Leroy Chalk, Sr., C	26	290	11.2
1970	Leroy Chalk, Jr., C	24	235	9.4
1969	Leroy Chalk, So., C	26	257	9.9
1968	Stuart Lantz, Sr., G	25	179	7.2
1967	Stuart Lantz, Jr., G	25	193	7.7
1966	Stuart Lantz, So., G	25	199	8.0
1965	Fred Hare, So., F	25	185	7.4
1964	Charlie Jones, F	25	171	6.8
1963	Charlie Jones, F	25	204	8.2
1962	Tom Russell, Sr., F/C	25	200	8.0
1961	Tom Russell, Jr., F/C	24	232	9.7
1960	Herschell Turner, G	24	193	8.0
1959	Herschell Turner, G	25	244	9.8
1958	Herschell Turner, G	23	189	8.2
1957	Rex Ekwall, F	23	214	9.3
1956	Rex Ekwall, F	21	224	10.7
1955	Rex Ekwall, F	21	241	11.5
1954	Bill Johnson, C	21	236	11.2
1953	Bill Johnson, C	20	188	9.4
1952	Bill Johnson, C	19*	145	7.6

*Rebounding statistics missing for five games in 1952, and not available for seasons prior to 1952.

FREE THROW PERCENTAGE

Year	Leader*	G	FT-FTA	Pct.
2015	Shavon Shields, Jr., F	32	139-168	.827
2014	Terran Petteway, So., G/F	32	167-204	.819
2013	Brandon Ubel, Sr., F	31	93-116	.802
2012	Bo Spencer, Sr., G	30	92-105	.876
2011	Brandon Richardson, Jr., G	31	60-72	.833
2010	Brandon Richardson, So., G	31	85-103	.825
2009	Cookie Miller, So., G	30	58-71	.817
2008	Steve Harley, Jr., G	32	61-86	.709
2007	Charles Richardson, Sr., G	31	68-81	.840
2006	Jamel White, Fr., G	33	69-86	.802
2005	Marcus Neal Jr., Sr., G	28	54-68	.794
2004	Nate Johnson, Sr., G	30	103-119	.866
2003	Nate Johnson, Jr., G	28	83-114	.728
2002	Cary Cochran, Sr., G	28	71-77	.922#
2001	Cookie Belcher, Sr., G	30	90-121	.744
2000	Danny Walker, Jr., G	29	59-76	.776
1999	Larry Florence, Sr., F	33	73-99	.737
1998	Tyrone Lue, Jr., G	32	120-145	.828
1997	Tyrone Lue, So., G	32	126-155	.813
1996	Erick Strickland, Sr., G	35	116-141	.823
1995	Tom Wald, Jr., G	32	80-96	.833
1994	Erick Strickland, So., G	30	77-95	.811
1993	Eric Piatkowski, Jr., F	30	98-129	.760
1992	Jamar Johnson, So., G	28	53-63	.841
1991	Eric Piatkowski, Fr., F	34	72-86	.837
1990	Clifford Scales, Jr., G	26	84-100	.840
1989	Eric Johnson, Sr., G	32	94-121	.777
1988	Jeff Rekeeweg, Sr., F	31	74-88	.841
1987	Brian Carr, Sr., G	33	84-104	.808
1986	Brian Carr, Sr., G			

STATISTICAL LEADERS (SINCE 1947)

Year	Player	G	pts	Pct.
1979	Andre Smith, So., C	27	72-110	.655
1978	Brian Banks, Jr., G	30	73-103	.709
1977	Carl McPipe, So., C	29	74-108	.685
1976	Larry Cox, Sr., C	27	92-124	.742
1975	Larry Cox, Jr., C	26	78-104	.750
1974	Bob Siegel, So., F	26	42-56	.750
1973	Ricky Marsh, So., G	26	43-56	.768
1972	Kent Reckewey, So., G	19	35-41	.854
1971	Tony Riehl, Jr., G/F	26	44-58	.759
1970	Leroy Chalk, Jr., C	26	52-63	.825
1969	Tom Scantlebury, Jr., G	25	81-104	.779
1968	Bob Grattop, So., F	26	141-178	.792
1967	Tom Baack, Jr., F	25	82-99	.828
1966	Tom Baack, So., F	25	73-90	.811
1965	Tom Baack, Fr., F	25	92-108	.852
1964	Grant Simmons, So., G	25	82-121	.678
1963	Coley Webb	24	56-88	.636
1962	Ivan Grupe, F	25	66-90	.733
1961	Tom Russell, Jr., F/C	25	140-182	.769
1960	Jim Kowalke	18	46-62	.742
1959	Jan Wall	24	46-62	.742
1958	Jan Wall	18	31-39	.795
1957	Herschell Turner, G	25	136-183	.743
1956	Gary Reimers, G	23	96-123	.780
1955	Rex Ekwall, F	23	95-127	.748
1954	Rex Ekwall, F	21	108-151	.715
1953	Gary Renzelman	21	53-68	.779
1952	Fred Seger	21	90-139	.647
1951	Gerald Sandbulte	18	35-47	.745
1950	Joe Good	22	52-75	.693
1949	Bob Pierce	23	122-158	.772
1948	Bob Gates	23	37-49	.755
1947	Bus Whitehead	26	75-108	.694
1946	Rodney Cox	24	38-57	.667

*Minimum of 2 att. per game while playing in 75 percent of team's games. #Led nation in free throw percentage.

3-POINT PERCENTAGE

Year	Leader*	G	3FG-Att.	Pct.
2015	Terran Petteway, Jr., G	32	68-217	.313
2014	Walter Pitchford, So., F	32	48-117	.410
2013	Dylan Talley, Sr., G	33	51-149	.342
2012	Dylan Talley, Jr., G	35	38-103	.369
2011	Toney McCray, Jr., G	32	35-86	.407
2010	Eshaunte Jones, Fr., G	29	40-92	.435
2009	Paul Velandar, Sr., G	31	60-150	.400
2008	Paul Velandar, Jr., G	31	36-94	.383
2007	Jay-R Strowbridge, Fr., G	29	25-54	.463
2006	Wes Wilkinson, Sr., F	32	62-148	.419
2005	Joe McCray, Fr., G	28	80-226	.354
2004	Brian Conklin, Sr., F	31	66-118	.559
2003	Andrew Drevo, Jr., F	29	48-149	.322
2002	Brian Conklin, So., F	28	65-150	.433
2001	Cary Cochran, Jr., G	30	78-165	.473
2000	Cary Cochran, So., G	29	62-160	.388
1999	Cary Cochran, Fr., G	32	39-98	.398
1998	Tyronn Lue, Jr., G	32	78-209	.373
1997	Cookie Belcher, Fr., G	33	30-76	.395
1996	Jaron Boone, Sr., G	34	59-167	.353
1995	Jaron Boone, Jr., G	32	70-182	.385
1994	Jaron Boone, So., G	30	35-95	.368
1993	Eric Piatkowski, Jr., F	30	48-129	.372
1992	Jamar Johnson, So., G	28	39-95	.411
1991	Clifford Scales, Sr., G	34	26-57	.456
1990	Chris Cresswell, Sr., G	26	37-97	.381
1989	Ray Richardson, Jr., G/F	32	57-145	.393
1988	Beau Reid, Fr., F	28	26-67	.388
1987	Henry T. Buchanan, Jr., G	33	28-62	.452

*Minimum of 1.5 att. per game while playing in 75 percent of team's games.

ASSISTS

Year	Leader	G	No.	Avg.
2015	Terran Petteway, Jr., G	31	87	2.7
2014	Tai Webster, Fr., G	32	63	2.0
2013	Dylan Talley, Sr., G	33	81	2.5
2012	Bo Spencer, Sr., G	30	98	3.8
	Brandon Richardson, Sr., G	30	98	3.8
2011	Lance Jeter, Sr., G	33	145	4.5
2010	Lance Jeter, Jr., G	33	134	4.1
2009	Cookie Miller, So., G	30	109	3.6
2008	Cookie Miller, Fr., G	30	109	3.6
2007	Charles Richardson Jr., Sr., G	31	179	5.8
2006	Charles Richardson Jr., Jr., G	30	100	3.3

Year	Player	G	pts	Pct.
2005	Marcus Neal Jr., Sr., G	28	93	3.3
2004	Charles Richardson Jr., Fr., G	31	66	2.1
2003	Brennon Clemmons, Sr., G	26	68	2.6
2002	Jake Muhleisen, Fr., G	28	105	3.8
2001	Cookie Belcher, Sr., G	30	131	4.4
2000	Danny Walker, Jr., G	29	97	3.3
1999	Cookie Belcher, Jr., G	32	138	4.3
1998	Tyronn Lue, Jr., G	32	152	4.8
1997	Tyronn Lue, So., G	32	136	4.3
1996	Tyronn Lue, Fr., G	35	144	4.1
1995	Erick Strickland, Jr., G	31	133	4.3
1994	Jamar Johnson, Sr., G	28	123	4.4
1993	Jamar Johnson, Jr., G	28	102	3.3
1992	Jamar Johnson, So., G	28	130	4.6
1991	Beau Reid, Sr., F	34	130	3.8
1990	Clifford Scales, Jr., G	26	110	4.2
1989	Eric Johnson, Sr., G	32	135	4.2
	Beau Reid, So., F	32	135	4.2
1988	Eric Johnson, Jr., G	31	112	3.6
1987	Brian Carr, Sr., G	33	166	5.0
1986	Brian Carr, Jr., G	30	201	6.7
1985	Brian Carr, So., G	30	237	7.9
1984	David Ponce, Sr., G	30	124	4.1
1983	Stan Cloudy, Jr., F	28	106	3.3
1982	Jack Moore, Sr., G	27	109	4.0
1981	Jack Moore, Jr., G	27	108	4.0
1980	Jack Moore, So., G	31	145	4.7
1979	Bob Moore, Sr., G	27	81	3.0
1978	Brian Banks, Jr., G	30	96	3.2
1977	Allen Holder, Sr., G/F	29	119	4.1
1976	Jerry Fort, Sr., G	27	85	3.1
1975	Steve Erwin, Sr., F	26	85	3.3
1974	Ricky Marsh, So., G	26	77	3.0

BLOCKED SHOTS

Year	Leader	G	No.	Avg.
2015	Terran Petteway, Jr., G	31	27	0.9
2014	Terran Petteway, So., G/F	32	24	0.8
2013	Andre Almeida, Sr., C	29	32	1.1
2012	Jorge Brian Diaz, Jr., C	16	31	1.9
2011	Andre Almeida, Jr., C	30	39	1.3
2010	Jorge Brian Diaz, Fr., C	33	41	1.2
2009	Toney McCray, Fr., G	30	18	0.6
2008	Aleks Maric, Sr., C	33	57	1.7
2007	Aleks Maric, Jr., C	30	33	1.1
2006	Wes Wilkinson, Sr., F	32	61	1.9
2005	John Turek, Sr., F	28	35	1.3
2004	John Turek, Jr., F	31	37	1.2
2003	John Turek, So., F	30	52	1.7
2002	John Turek, Fr., F	26	39	1.4
2001	Kimani Ffriend, Sr., C	28	74	2.6
2000	Kimani Ffriend, Jr., C	30	85	2.8
1999	Venson Hamilton, Sr., C	33	80	2.4
1998	Venson Hamilton, Jr., C	32	66	2.1
1997	Mikki Moore, Sr., C	33	88	2.7
1996	Mikki Moore, Jr., C	35	71	2.1
1995	Mikki Moore, So., C	32	67	2.1
1994	Terrance Badgett, So., F	29	26	0.9
1993	Derrick Chandler, Sr., C	31	53	1.7
1992	Derrick Chandler, Jr., C	29	91	3.1
1991	Rich King, Sr., C	34	68	2.0
1990	Rich King, Jr., C	28	45	1.6
1989	Rich King, So., C	33	50	1.5
1988	Derrick Vick, Sr., F	31	21	0.7
1987	Derrick Vick, Jr., F	32	19	0.6
1986	Dave Hoppen, Sr., C	19	11	0.6
1985	Ronnie Smith, Sr., C/F	29	13	0.4
	Dave Hoppen, Jr., C	30	13	0.4
1984	Dave Hoppen, So., C	30	12	0.4
1983	Dave Hoppen, Fr., C	32	19	0.6
1982	Lenard Johnson, Jr., F/C	27	23	0.9
1981	Andre Smith, Sr., C	26	20	0.8
1980	Greg Downing, Fr., G/F	31	15	0.5
1979	Carl McPipe, Sr., C	26	30	1.2
1978	Terry Novak, Sr., G/F	30	18	0.6

STEALS

Year	Leader	G	No.	Avg.
2015	Benny Parker, Jr., G	31	45	1.5
2014	David Rivers, Jr., F	25	25	1.0
2013	Ray Gallegos, Jr., G	33	46	1.4
2012	Brandon Richardson, Sr., G	30	54	1.8
2011	Lance Jeter, Sr., G	32	57	1.8
2010	Ryan Anderson, Sr., G	31	53	1.7
2009	Cookie Miller, So., G	30	45	1.5
	Steve Harley, Sr., G	31	45	1.5
2008	Cookie Miller, Fr., G	30	58	1.7
2007	Charles Richardson Jr., Sr., G	31	56	1.8
2006	Charles Richardson Jr., Jr., G	30	34	1.1
2005	Joe McCray, Fr., G	28	32	1.1
2004	Jake Muhleisen, Jr., G	31	36	1.2
2003	Brennon Clemmons, Sr., G	26	47	1.8
2002	Brennon Clemmons, Jr., G	28	48	1.7
2001	Cookie Belcher, Sr., G	30	82	2.7
2000	Larry Florence, Sr., F	30	44	1.5
1999	Cookie Belcher, Jr., G	32	102	3.2
1998	Cookie Belcher, So., G	32	75	2.3
1997	Cookie Belcher, Fr., G	33	87	2.6
1996	Erick Strickland, Sr., G	35	61	1.7
1995	Erick Strickland, Jr., G	31	89	2.9
1994	Erick Strickland, So., G	30	60	2.0
1993	Jamar Johnson, Jr., G	31	52	1.7
1992	Jamar Johnson, So., G	28	36	1.3
1991	Clifford Scales, Sr., G	34	64	1.9
1990	Clifford Scales, Jr., G	26	44	1.7
1989	Eric Johnson, Sr., G	32	68	2.1
1988	Eric Johnson, Jr., G	31	60	1.9
1987	Brian Carr, Sr., G	33	67	2.0
1986	Brian Carr, Jr., G	30	31	1.0
1985	Curtis Moore, Sr., F	30	45	1.5
1984	David Ponce, Sr., G	30	36	1.2
1983	Greg Downing, Sr., G/F	31	46	1.5
1982	Ray Collins, Sr., G/F	28	38	1.4
1981	Jack Moore, Jr., G	27	36	1.3
1980	Jack Moore, So., G	31	42	1.4
1979	Brian Banks, Sr., G	24	34	1.4
1978	Brian Banks, Jr., G	30	36	1.2

MINUTES PLAYED

Year	Leader	G	Min.	Avg.
2015	Shavon Shields, Jr., F	31	1095	35.3
2014	Shavon Shields, So., F	32	1042	32.6
2013	Ray Gallegos, Jr., G	33	1237	37.5
2012	Bo Spencer, Sr., G	30	976	32.5
2011	Lance Jeter, Sr., G	33	967	30.2
2010	Lance Jeter, Jr., G	33	1,024	31.0
2009	Steve Harley, Sr., G	31	937	30.2
2008	Ryan Anderson, So., G	33	980	29.7
2007	Charles Richardson Jr., Sr., G	31	1,125	36.3
2006	Jason Dourisseau, Sr., G	33	1,006	30.5
2005	Joe McCray, Fr., G	28	832	29.7
2004	Jake Muhleisen, Jr., G	31	827	26.7
2003	Nate Johnson, Jr., G	28	895	32.0
2002	Jake Muhleisen, Fr., G	28	821	29.3
2001	Cookie Belcher, Sr., G	30	1,024	34.1
2000	Steffon Bradford, Jr., F	30	904	30.1
1999	Venson Hamilton, Sr., C	33	1,074	32.5
1998	Tyronn Lue, Jr., G	32	1,149	35.9
1997	Tyronn Lue, So., G	32	1,150	35.9
1996	Jaron Boone, Sr., G	34	1,105	32.5
1995	Jaron Boone, Jr., G	32	1,043	32.6
1994	Eric Piatkowski, Sr., F	30	972	32.4
1993	Eric Piatkowski, Jr., F	30	892	29.7
1992	Eric Piatkowski, So., F	29	873	30.1
1991	Clifford Scales, Sr., G	34	982	28.9
1990	Clifford Scales, Jr., G	26	824	31.7
1989	Eric Johnson, Sr., G	32	996	31.1
1988	Eric Johnson, Jr., G	31	889	28.7
1987	Brian Carr, Sr., G	33	1,065	32.3
1986	Brian Carr, Jr., G	30	1,063	35.4
1985	Dave Hoppen, Jr., C	30	1,155	38.5
1984	Dave Hoppen, So., C	32	1,058	35.3
1983	Stan Cloudy, Jr., F	32	1,021	31.9
1982	Jack Moore, Sr., G	27	1,017	37.7
1981	Jack Moore, Jr., G	27	984	36.4
1980	Jack Moore, So., G	31	1,143	36.9
1979	Bob Moore, Sr., G	27	868	32.1

NEBRASKA YEAR BY YEAR TOTALS

Season	Won-Lost	FG-FGA	Pct.	FT-FTA	Pct.	Reb.-Avg.	Pts.-Avg.
1948	11-13	494-1,717	.288	356-613	.581	*	1,344-56.0
1949	16-10	504-1,719	.293	351-595	.590	*	1,359-52.3
1950	16-7	490-1,506	.325	369-598	.617	*	1,349-58.7
1951	9-14	440-1,283	.343	329-447	.662	*	1,209-52.6
1952	7-17	569-1,661	.343	357-603	.592	888-37.0	1,495-62.3
1953	9-11	444-1,252	.355	510-795	.642	835-41.8	1,398-69.9
1954	8-13	503-1,336	.376	463-772	.600	747-35.6	1,469-70.0
1955	9-12	506-1,288	.393	474-681	.696	882-42.0	1,486-70.8
1956	7-16	490-1,421	.345	452-715	.632	770-33.5	1,432-62.3
1957	11-12	487-1,301	.374	446-667	.669	905-39.3	1,420-61.7
1958	10-13	470-1,255	.375	387-637	.608	892-38.8	1,327-57.7
1959	12-13	531-1,422	.373	402-619	.649	1,122-44.9	1,464-58.6
1960	7-17	561-1,559	.360	370-573	.646	1,170-48.8	1,492-62.7
1961	10-14	554-1,447	.383	437-651	.671	1,162-48.4	1,545-64.4
1962	9-16	575-1,470	.391	389-592	.657	1,128-45.1	1,539-61.6
1963	6-19	573-1,502	.381	341-554	.616	1,101-44.0	1,487-59.5
1964	8-17	645-1,676	.385	289-521	.555	1,063-42.5	1,579-63.2
1965	10-15	635-1,611	.394	436-724	.602	1,053-42.1	1,706-68.2
1966	20-5	739-1,708	.433	450-650	.692	1,061-42.4	1,928-77.2
1967	16-9	784-1,749	.448	424-583	.727	1,032-41.3	1,992-78.9
1968	15-10	725-1,612	.450	504-659	.765 (3)	835-33.4	1,954-78.2
1969	12-14	690-1,587	.435	527-739	.713	908-34.9	1,908-73.4
1970	16-9	696-1,527	.455	421-620	.679	899-36.0	1,813-72.5
1971	18-8	753-1,490	.505 (6)	402-574	.700	890-34.2	1,908-73.4
1972	14-12	734-1,509	.486	367-579	.634	1,022-39.3	1,835-70.6
1973	9-17	704-1,647	.427	244-380	.642	972-37.4	1,652-63.5
1974	14-12	725-1,730	.419	291-443	.657	1,121-43.1	1,741-67.0
1975	14-12	741-1,679	.441	317-485	.654	1,032-39.7	1,799-69.2
1976	19-8	715-1,637	.465	385-532	.724	890-33.0	1,815-67.2
1977	15-14	732-1,638	.447	350-541	.647	1,010-34.8	1,814-62.6
1978	22-8	829-1,696	.489	374-551	.679	963-32.1	2,032-67.7
1979	14-13	720-1,555	.463	289-438	.660	882-32.7	1,729-64.0
1980	18-13	812-1,600	.508	507-677	.749 (15)	809-26.1	2,131-68.7
1981	15-12	666-1,360	.490	380-507	.750 (11)	737-27.3	1,712-63.4
1982	16-12	679-1,441	.471	409-552	.741 (11)	777-27.8	1,767-63.1
1983	22-10	855-1,667	.513	478-696	.687	979-30.6	2,188-68.4
1984	18-12	786-1,529	.514	376-534	.704	846-28.2	1,948-64.9
1985	16-14	873-1,706	.512	409-568	.720	913-30.4	2,155-71.8
1986	19-11	835-1,635	.511	455-612	.743	902-30.1	2,125-70.8

Season	Won-Lost	FG-FGA	Pct.	3FG-Att.	Pct.	FT-FTA	Pct.	Reb.-Avg.	Pts.-Avg.
1987	21-12	904-1,933	.468	120-325	.369	544-778	.699	1,119-33.9	2,472-74.9
1988	13-18	832-1,737	.479	88-246	.358	456-636	.718	1,016-32.8	2,208-71.2
1989	17-16	936-1,991	.470	122-335	.364	541-808	.670	1,292-39.2	2,535-76.8
1990	10-18	829-1,759	.471	106-302	.351	495-717	.690	1,069-38.2	2,259-80.7
1991	26-8	1,081-2,185	.495	125-358	.349	690-981	.703	1,454-42.8	2,977-87.6
1992	19-10	842-1,826	.461	183-489	.374	467-739	.632	1,305-45.0	2,334-80.5
1993	20-11	908-1,975	.460	158-468	.338	523-765	.684	1,283-41.4	2,497-80.5
1994	20-10	956-1,978	.483	194-564	.344	514-690	.745 (9)	1,201-40.0	2,620-87.3(11)
1995	18-14	907-1,947	.466	173-504	.343	523-766	.683	1,209-37.8	2,510-78.4
1996	21-14	1,007-2,089	.482	176-494	.356	618-897	.689	1,353-38.7	2,808-80.2
1997	18-15	895-1,927	.464	113-349	.324	504-752	.670	1,295-39.2	2,407-72.9
1998	20-12	867-1,938	.447	150-436	.344	406-649	.626	1,263-39.5	2,290-71.6
1999	20-13	799-1,764	.453	113-365	.310	466-716	.651	1,169-35.4	2,177-66.0
2000	11-19	737-1,729	.426	144-434	.332	432-700	.617	1,217-40.6	2,050-68.3
2001	14-16	755-1,591	.487 (11)	184-480	.383	400-670	.597	1,075-35.8	2,134-71.1
2002	13-15	656-1,668	.393	267-729#	.366	375-555	.676	998-35.6	1,954-69.8
2003	11-19	686-1,724	.398	139-504	.276	389-599	.649	1,114-38.1	1,900-63.3
2004	18-13	765-1,641	.466	210-540	.389 (19)	444-618	.718	1,120-36.1	2,184-70.5
2005	14-14	661-1,556	.425	174-550	.316	409-620	.660	1,072-38.3	1,905-68.0
2006	19-14	736-1,796	.410	221-637	.347	508-758	.670	1,277-38.7	2,201-66.7
2007	17-14	700-1,537	.455	244-650	.375	428-600	.713	928-29.9	2,072-66.8
2008	20-13	790-1,729	.457	190-555	.342	444-667	.666	1,131-34.3	2,214-67.1
2009	18-13	686-1,571	.437	206-571	.361	421-600	.702	861-27.8	1,999-64.5
2010	15-18	768-1,745	.440	217-547	.397 (15)	441-654	.674	1,069-32.4	2,194-66.5
2011	19-13	773-1,677	.461	164-522	.314	414-590	.702	1,131-35.3	2,124-66.4
2012	12-18	649-1,521	.427	194-599	.324	335-437	.767 (7)	901-30.0	1,827-60.9
2013	15-18	708-1,741	.407	165-537	.307	342-494	.692	1,041-31.5	1,923-58.3
2014	19-13	719-1,684	.427	188-564	.333	511-713	.717	1,059-33.1	2,137-66.8
2015	13-18	664-1,613	.412	161-566	.284	416-588	.707	1,022-33.0	1,905-61.5

*Rebounding statistics unavailable prior to 1952 and for five games in 1952. #Third nationally in 3-pointers made per game. Note: National top-25 rank, if any, indicated in ().

OPPONENT YEAR BY YEAR

Season	Games	FG-FGA	Pct.	FT-FTA	Pct.	Reb.-Avg.	Pts.-Avg.
1948	24	503*	*	350-588	.627	*	1,356-56.5
1949	26	487*	*	348-600	.580	*	1,322-50.8
1950	23	437*	*	359-586	.613	*	1,233-53.6
1951	23	531-1,462	.363	283-445	.636	*	1,345-58.5
1952	24	*	*	*	*	*	1,580-65.8
1953	20	487-1,409	.346	458-707	.648	790-39.5	1,432-71.6
1954	21	546-1,407	.388	461-721	.639	707-33.7	1,553-74.0
1955	21	497-1,451	.343	514-748	.687	940-44.8	1,508-71.8
1956	23	574-1,626	.353	491-712	.690	1,019-44.3	1,639-71.3
1957	23	513-1,475	.348	493-754	.654	1,010-43.9	1,519-66.0
1958	23	567-1,526	.372	344-539	.638	985-42.8	1,478-64.3
1959	25	565-1,538	.367	374-559	.669	1,135-45.4	1,504-60.2
1960	24	545-1,476	.369	426-655	.650	1,191-49.6	1,516-63.2
1961	24	595-1,621	.367	381-571	.667	1,161-48.4	1,571-65.5
1962	25	656-1,584	.414	364-518	.703	1,052-42.1	1,676-67.0
1963	25	622-1,457	.427	441-639	.690	1,062-42.5	1,685-67.4
1964	25	661-1,633	.405	478-698	.685	1,097-43.9	1,800-72.0
1965	25	676-1,631	.414	486-714	.681	946-37.8	1,838-73.5
1966	25	718-1,666	.431	367-575	.638	987-39.5	1,803-72.1
1967	25	730-1,635	.446	480-691	.695	992-39.7	1,940-77.6
1968	25	750-1,526	.491	370-550	.673	799-32.0	1,870-74.8
1969	26	736-1,639	.449	451-656	.688	886-34.1	1,923-74.0
1970	25	674-1,457	.462	456-675	.676	839-33.6	1,804-72.1
1971	26	689-1,483	.465	384-600	.640	906-34.8	1,762-67.7 (15)
1972	26	654-1,519	.431	451-657	.686	973-37.4	1,759-67.7
1973	26	767-1,706	.450	275-423	.650	1,194-45.9	1,809-69.2
1974	26	716-1,729	.414	301-448	.672	1,084-41.7	1,733-66.7
1975	26	716-1,598	.448	365-525	.695	1,121-43.1	1,797-69.1
1976	27	674-1,447	.468	347-518	.670	907-33.6	1,695-62.8 (8)
1977	29	694-1,572	.441	383-547	.700	1,049-36.2	1,771-61.1 (6)
1978	30	735-1,546	.475	418-608	.688	967-32.2	1,888-62.9 (8)
1979	27	646-1,333	.485	391-552	.708	931-34.5	1,683-62.3 (9)
1980	31	856-1,644	.521	389-519	.750	952-30.7	2,101-67.8
1981	27	631-1,265	.499	350-473	.739	753-29.0	1,612-62.0 (14)
1982	28	607-1,351	.449	335-474	.707	883-31.5	1,549-55.3 (10)
1983	32	766-1,606	.477	418-609	.686	963-30.1	1,950-60.9
1984	30	723-1,452	.498	403-565	.713	821-27.4	1,849-61.6
1985	30	834-1,652	.505	401-574	.699	935-31.2	2,069-69.0
1986	30	822-1,669	.493	356-537	.663	923-30.8	2,000-66.7

Season	Games	FG-FGA	Pct.	3FG-Att.	Pct.	FT-FTA	Pct.	Reb.-Avg.	Pts.-Avg.
1987	33	887-1,888	.470	143-338	.423	537-773	.695	1,201-36.4	2,454-74.4
1988	31	803-1,684	.477	120-317	.379	602-844	.713	1,018-32.8	2,328-75.1
1989	33	916-2,011	.455	160-420	.381	586-880	.666	1,204-36.5	2,578-78.1
1990	28	863-1,817	.475	168-417	.403	516-715	.722	1,065-38.0	2,410-86.1
1991	34	950-2,173	.437	209-605	.345	563-891	.632	1,230-36.2	2,672-78.6
1992	29	846-2,016	.429	178-544	.327	345-563	.613	1,118-38.6	2,215-76.4
1993	31	827-1,923	.430	154-508	.303	538-833	.646	1,175-37.9	2,346-75.7
1994	30	850-1,951	.436	196-599	.327	523-791	.661	1,165-38.8	2,419-80.6
1995	32	831-1,997	.416	230-652	.353	475-707	.672	1,272-39.8	2,367-74.0
1996	35	900-2,174	.414	212-613	.346	631-956	.660	1,319-37.7	2,643-75.5
1997	33	791-1,928	.410	185-519	.356	589-864	.682	1,162-35.2	2,356-71.4
1998	32	774-1,935	.400	202-635	.318	442-671	.659	1,222-38.2	2,192-68.5
1999	33	752-1,809	.416	207-609	.340	410-639	.642	1,139-34.5	2,121-64.3
2000	30	797-1,888	.422	228-661	.345	398-609	.654	1,113-37.1	2,220-74.0
2001	30	742-1,720	.431	184-543	.339	418-594	.704	980-32.7	2,086-69.5
2002	28	706-1,631	.433	213-610	.349	355-510	.696	1,135-40.5	1,980-70.7
2003	30	724-1,776	.408	193-639	.302	413-585	.706	1,172-39.1	2,054-68.5
2004	31	685-1,711	.400 (20)	180-551	.327	399-583	.684	995-32.1	1,949-62.9
2005	28	618-1,493	.414	169-520	.325	385-567	.679	926-33.1	1,790-63.9
2006	33	793-1,928	.411	252-693	.364	342-522	.655	1,159-35.1	2,180-66.1
2007	31	686-1,593	.431	236-624	.378	381-541	.704	994-32.1	1,989-64.2
2008	33	687-1,710	.402 (28)	243-668	.364	385-548	.703	1,063-32.2	2,002-60.7 (18)
2009	31	638-1,482	.431	191-563	.339	405-586	.691	1,066-34.4	1,872-60.4 (22)
2010	33	725-1,682	.431	233-625	.373	486-700	.694	1,080-32.7	2,169-65.7
2011	32	773-1,677	.389 (7)	229-681	.336	393-581	.676	1,016-31.8	1,936-60.5 (16)
2012	30	696-1,533	.454	218-596	.366	359-509	.705	932-31.1	1,969-65.6
2013	33	736-1,695	.434	177-530	.344	445-659	.675	1,161-35.2	2,094-63.5
2014	32	696-1,658	.420	186-590	.315	507-744	.681	1,121-35.0	2,085-65.2
2015	31	657-1,627	.404	208-622	.334	435-627	.694	1,085-35.0	1,957-63.1

*Rebounding statistics unavailable prior to 1952 and for five games in 1952. Note: NU's national defensive rank, if any, indicated in ().

PINNACLE BANK ARENA

Opened on Aug. 29, 2013, Pinnacle Bank Arena is the home of the Nebraska men's and women's basketball programs. Located in the Haymarket District in downtown Lincoln, Pinnacle Bank Arena has a basketball capacity of 15,000 and is quickly becoming one of the premier concert destinations in the Midwest. In its first year, it hosted concerts ranging from Jay-Z, Paul McCartney, Jason Aldean, Katy Perry, The Eagles and Michael Bublé.

Pinnacle Bank Arena opened to rave reviews during its first year of operation. It was a nominee for best New Major Concert Venue by Pollstar Magazine, one of five facilities in the world chosen for the honor. In April of 2014, the facility was chosen as the Best Arena in College Basketball by Athletic Business, a magazine source for athletic, fitness and recreation professionals.

The 470,400-square foot arena was created with basketball in mind. The facility features a split upper concourse, allowing fans to be closer to the floor than in a typical arena. Pinnacle Bank Arena also features expansive premium seating with 36 suites, 20 loge boxes and over 800 club seats in addition to courtside seating. Other arena amenities include free wi-fi, a Panasonic video board which is 16 1/2 feet tall and 22 feet wide, as well as an upper video board which is six feet tall and 22 feet wide, and retractable seating to allow an intimate environment on game days as well as over 160 concession points of sale. The arena also features an expansive student section with 1,000 seats on the 100 Level, including behind both team benches.

The \$179-million dollar arena is easily accessible in downtown Lincoln as nearly 5,100 parking stalls are within walking distance of the facility, including three new parking garages and the Festival Space to the north of Pinnacle Bank Arena. Pinnacle Bank Arena is part of a \$344 million project in the Haymarket District in downtown Lincoln which also includes a 200-room hotel, 100,000 square feet of retail space, another 100,000 square feet of office space and 100 residential units.

PINNACLE BANK ARENA TIMELINE

May 11, 2010	Lincoln Arena Bond Issue Passes
Sept. 7, 2011	Arena Groundbreaking
Dec. 6, 2011	Naming rights awarded to Pinnacle Bank Arena
June 2, 2012	Removal of BNSF Railroad begins
Sept. 14, 2012	Canopy Street Groundbreaking
Dec. 12, 2012	Arena Topping Off Ceremony
Aug. 12, 2013	Arena Completion Date
Aug. 16, 2013	UNL Graduate Commencement
Aug. 17, 2013	UNL Undergraduate Commencement
Aug. 29, 2013	Pinnacle Bank Arena Grand Opening
Sept. 13, 2013	Michael Bublé Concert (1st concert)
Oct. 27, 2013	NU WBB vs. Pittsburg State (exhibition)
Nov. 4, 2013	NU MBB vs. UNK (exhibition)
Nov. 8, 2013	NU Women's Basketball Opener vs. UCLA
Nov. 8, 2013	NU Men's Basketball Opener vs. FGCU

PINNACLE BANK ARENA CONSTRUCTION

Owner: City of Lincoln

Owner's Representative: PC Sports

Operator: SMG

Construction Managers: M.A. Mortenson Company/
Hampton Construction Company


Architect: DLR Group

Associate Architects: BVH Architects/The Clark Enersen
Partners

Food Service Consultant: SMG/Savor and Williams Caruso
& Associates



OPENING NIGHT AT PINNACLE BANK ARENA



Opening night for the Huskers at Pinnacle Bank Arena was a smashing success. The pregame ceremonies included performances from Tommy Lee and DJ Aero (upper left), the Cornhusker Marching Band (middle and lower left) while Karmin (top right) sang the national anthem. A sellout crowd of 15,119 was on hand as Nebraska defeated Florida Gulf Coast, 79-55, behind a game-high 28 points from Shavon Shields. Use your smart phone to watch some of the highlights from opening night at Pinnacle Bank Arena.

PINNACLE BANK ARENA

PINNACLE BANK ARENA FACTS

Games: 32 in 2 seasons
 Record: 25-7 (.781)
 Overtime Record: 1-0 (1.000)
 Record vs. Ranked Opponents: 2-2 (.500)
 Record vs. Unranked Opponents: 23-5 (.821)
 Most Consecutive Home Winning Seasons: 2, 2014-15
 Most Home Games, Season: 16, 2013-14; 2014-15
 Most Wins in Pinnacle Bank Arena, Season: 15, 2013-14
 Most Home Wins, Season: 15, 2013-14
 Most Home Losses, Season: 6, 2014-15
 Most Consecutive Home Wins: 12, Jan. 20-Nov. 18, 2014
 Most Consecutive Home Losses:
 3, Feb. 10, 2015-current
 Most Consecutive Home Conference Wins:
 8, Jan. 20-March 8, 2014
 Most Consecutive Home Conference Losses:
 3, Feb. 10, 2015-current

TOP-10 PINNACLE BANK ARENA CROWDS

No.	Attend.	Opponent	Date
1.	15,998	Wisconsin	March 9, 2014
2.	15,987	Tennessee-Martin	Nov. 28, 2014
4.	15,978	Northwestern	March 1, 2014
5.	14,949	Arkansas State	Dec. 14, 2013
6.	15,945	Minnesota	Jan. 26, 2014
7.	15,933	Iowa	Feb. 22, 2015
8.	15,891	Purdue	Feb. 23, 2014
9.	15,889	Omaha	Nov. 22, 2014
10.	15,856	Maryland	March 8, 2015

15,000-plus crowds

27 (Last time, March 8, 2015 vs. Maryland)

14,000-plus crowds

32 (Last time, March 8, 2015 vs. Maryland)

Season Opener Record

15,479, vs. Northern Kentucky, Nov. 16, 2014

Opening-Night Attendance

15,119, vs. Florida Gulf Coast, Nov. 8, 2013

Last Conference Sellout

15,856 vs. Maryland, March 8, 2015

Last Non-Conference Sellout

15,607 vs. Cincinnati, Dec. 13, 2014



PINNACLE BANK ARENA YEAR BY YEAR

Season	Overall		Conference		Losses
	W-L	Pct.	W-L	Pct.	
2013-14	15-1	.938	8-1	.889	Michigan
2014-15	10-6	.625	5-4	.555	Creighton, Incarnate Word, Indiana, Wisconsin, Iowa, Maryland
2 Years	25-7	.781	13-5	.722	



RECORD VS. OPPONENTS

AT PINNACLE BANK ARENA

Opponent	W-L	(Pct.)
Arkansas State	1-0	(1.000)
Central Arkansas	1-0	(1.000)
Cincinnati	1-0	(1.000)
Creighton	0-1	(.000)
Florida Gulf Coast	1-0	(1.000)
Illinois	2-0	(1.000)
Incarnate Word	0-1	(.000)
Indiana	1-1	(.500)
Iowa	0-1	(.000)
Maryland	0-1	(.000)
Miami (Fla.)	1-0	(1.000)
Michigan	0-1	(.000)
Michigan State	1-0	(1.000)
Minnesota	2-0	(1.000)

Northern Illinois	1-0	(1.000)
Northern Kentucky	1-0	(1.000)
Northwestern	2-0	(1.000)
Ohio State	1-0	(1.000)
Omaha	1-0	(1.000)
Penn State	1-0	(1.000)
Purdue	1-0	(1.000)
Rutgers	1-0	(1.000)
South Carolina State	1-0	(1.000)
Tennessee-Martin	1-0	(1.000)
The Citadel	1-0	(1.000)
Western Illinois	1-0	(1.000)
Wisconsin	1-1	(.500)
Non-Conference Totals	12-2	(.857)
Conference	13-5	(.722)
All-Time Record	25-7	(.781)

PINNACLE BANK ARENA RECORDS

NEBRASKA INDIVIDUAL

Points:
35, Terran Petteway vs. Minnesota, Jan. 26, 2014
35, Shavon Shields vs. Omaha, Nov. 25, 2014

Field Goals:
12, Shavon Shields vs. Omaha, Nov. 25, 2014

Field Goal Attempts:
24, Terran Petteway vs. Wisconsin, Feb. 10, 2015 (9 made)

Field Goal Percentage:
1.000, David Rivers vs. No. Kentucky, Nov. 16, 2014 (5-5)

Field Goals, No Misses:
5, David Rivers vs. No. Kentucky, Nov. 16, 2014 (5-5)

3-Point Field Goals:
6, Ray Gallegos vs. South Carolina St., Nov. 17, 2013 (10 att.)
6, Walter Pitchford vs. Tenn.-Martin, Nov. 28, 2014 (10 att)
6, Terran Petteway vs. No. Kentucky, Nov. 16, 2014 (9 att)

3-Point Field Goals Attempted:
11, Terran Petteway vs. Northwestern, Feb. 3, 2015 (5 made)
11, Terran Petteway vs. Creighton, Dec. 7, 2014 (4 made)

3-Point Field Goal Percentage: (Most w/o Miss)
1.000, Shavon Shields vs. Omaha, Nov. 22, 2014 (4-4)

Free Throws:
15, Shavon Shields vs. Illinois, Feb. 12, 2014 (15 att.)

Free Throw Attempts:
19, Terran Petteway vs. Penn State, Feb. 20, 2014 (14 made)

Free Throws, No Misses:
15, Shavon Shields vs. Illinois, Feb. 12, 2014

Rebounds:
12, Terran Petteway vs. Omaha, Nov. 25, 2014

Assists:
8, Shavon Shields vs. Northwestern, Feb. 3, 2015
8, Terran Petteway vs. Tennessee-Martin, Nov. 28, 2014

Blocked Shots:
3, Walter Pitchford vs. Northern Kentucky, Nov. 16, 2014
3, David Rivers vs. Purdue, Feb. 23, 2014
3, Terran Petteway vs. Miami (Fla.), Dec. 4, 2013
3, Walter Pitchford vs. Northern Illinois, Nov. 30, 2013

Steals:
4, Shavon Shields vs. Maryland, March 8, 2015
4, Tai Webster vs. Central Arkansas, Nov. 18, 2014
4, Benny Parker vs. Illinois, Feb. 12, 2004
4, Shavon Shields vs. Indiana, Jan. 30, 2014
4, Tai Webster vs. Miami (Fla.), Dec. 4, 2013

Minutes Played:
48, Walter Pitchford vs. Cincinnati (2 OT), Dec. 13, 2014

NEBRASKA OPPONENT

Points:
29, Malik Smith, Minnesota, Jan. 26, 2014

Field Goals:
11, Kirk Van Slyke, Arkansas State, Dec. 14, 2013 (15 att.)

Field Goal Attempts:
24, Travis Trice, Michigan State, Jan. 24, 2015 (9 made)

Field Goal Percentage:
.857, Jake Zuilhof, Central Arkansas, Nov. 18, 2014 (6-7)

Field Goals, No Misses:
Has Not Happened

3-Point Field Goals:
8, Malik Smith, Minnesota, Jan. 26, 2014 (12 att.)

3-Point Field Goals Attempted:
12, Malik Smith, Minnesota, Jan. 26, 2014 (8 made)

3-Point Field Goal Percentage: (Most w/o Miss)
1.000, JerShon Cobb, Northwestern, Feb. 3, 2015 (3-3)
1.000, Rick Kreklow, Creighton, Dec. 7, 2014 (3-3)

Free Throws:
9, Melo Trimble, Maryland, March 8, 2014 (10 att.)

Free Throw Attempts:
11, Rayvonte Rice, Illinois, Feb. 12, 2014 (7 made)

Free Throws, No Misses:
7, Myles Taylor, Tennessee-Martin, Nov. 28, 2014

Rebounds:
18, Brandon Dawson, Michigan State, Jan. 24, 2015

Assists:
8, Mike Gessell, Iowa, Feb. 22, 2015
8, Yogi Ferrell, Indiana, Dec. 31, 2014

Blocked Shots:
4 Jarror Uthoff, Iowa, Feb. 22, 2015
4 Frank Kaminsky, Wisconsin, March 9, 2014
4 Alex Olah, Northwestern, March 1, 2014
4 A.J. Hammons, Purdue, Feb. 23, 2014

Steals:
5, Tony Caupain, Cincinnati, Dec. 13, 2014
5, Denzel Livingston, Incarnate Word, Dec. 10, 2014
5, CJ Carter, Omaha, Nov. 25, 2014

Minutes Played:
45, Tony Caupain, Cincinnati, Dec. 13, 2014 (2 OT)

NEBRASKA TEAM

Points in a Game:
83, vs. South Carolina State, Nov. 17, 2013

Fewest Points in a Game:
46, vs. Iowa, Feb. 22, 2015

Points in a Half:
50, vs. Arkansas State, Dec. 14, 2013 (1st)

Fewest Points in a Half:
13, vs. Wisconsin, Feb. 10, 2015 (1st)

Margin of Victory:
26, vs. South Carolina State, Nov. 17, 2013 (83-57)
26, vs. Central Arkansas, Nov. 18, 2014 (82-56)

Margin of Defeat:
28, vs. Iowa, Feb. 22, 2015 (46-74)

Field Goals:
29, vs. Arkansas State, Dec. 14, 2013 (60 att.)

Field Goal Attempts:
62, vs. Wisconsin, Feb. 20, 2014 (22 made)

Field Goal Percentage:
.628, vs. Northwestern, Feb. 3, 2015 (27-43)

Lowest Field Goal Percentage:
.305, vs. Maryland, March 8, 2015 (18-59)

3-Point Field Goals:
11, vs. Minnesota, Jan. 26, 2014 (22 att.)

3-Point Field Goals Attempted:
23, vs. Creighton, Dec. 7, 2014 (6 made)
23, vs. Tennessee-Martin, Nov. 28, 2014 (10 made)

3-Point Field Goal Percentage:
.545, vs. Wisconsin, March 9, 2014 (6-11)

Free Throws Made:
37, vs. Penn State, Feb. 20, 2014 (48 att.)

Fewest Free Throws Made:
3, vs. Creighton, Dec. 7, 2014 (8 att.)

Free Throw Attempts:
48, vs. Penn State, Feb. 20, 2014 (37 made)

Fewest Free Throws Attempted:
5, vs. Illinois, Jan. 11, 2015 (5 made)

Free Throw Percentage (Min. 10 att.):
.917, vs. Michigan, Jan. 9, 2014 (11-12)

Rebounds:
42, vs. Cincinnati, Dec. 13, 2014
42, vs. Omaha, Nov. 25, 2014

Fewest Rebounds:
22, vs. Indiana, Jan. 30, 2014

Personal Fouls:
26, vs. Purdue, Feb. 23, 2014

Fewest Personal Fouls:
10, vs. Illinois, Jan. 11, 2015

Assists:
19, vs. Minnesota, Jan. 26, 2014
19, vs. Arkansas State, Dec. 14, 2013

Turnovers:
22, vs. Cincinnati, Dec. 13, 2014

Fewest Turnovers:
5, vs. South Carolina State, Nov. 17, 2013
5, vs. Wisconsin, March 9, 2014

Blocked Shots:
6, vs. Wisconsin, March 9, 2014
6, vs. Purdue, Feb. 23, 2014

Steals:
13, vs. Omaha, Nov. 25, 2014

OPPONENT TEAM

Points in a Game:
78, by Minnesota, Jan. 26, 2014

Fewest Points in a Game:
43, by Illinois, Jan. 11, 2014

Points in a Half:
52, by Michigan State, Jan. 24, 2014 (2nd)

Fewest Points in a Half:
13, by Miami (Fla.), Dec. 4, 2013 (1st)

Margin of Victory:
28, by Iowa, Feb. 22, 2015 (74-46)

Field Goals:
31, by Michigan, Jan. 9, 2014 (50 att.)

Field Goal Attempts:
66, by Michigan State, Jan. 24, 2015 (27 made)

Field Goal Percentage:
.620, by Michigan, Jan. 9, 2014 (31-50)

Lowest Field Goal Percentage:
.273, by Illinois, Jan. 11, 2015 (15-55)

3-Point Field Goals:
11, by Northwestern, Feb. 3, 2015 (27 att.)
11, by Tennessee-Martin, Nov. 28, 2015 (27 att.)

3-Point Field Goals Attempted:
29, by Illinois, Jan. 11, 2015 (6 made)

3-Point Field Goal Percentage:
.500, by Minnesota, Jan. 26, 2014 (10-20)
.500, by Iowa, Feb. 22, 2015 (5-10)

Free Throws:
24, by Wisconsin, Feb. 10, 2015 (31 att.)

Fewest Free Throws:
3, by Michigan, Jan. 9, 2014 (9 att)

Free Throw Attempts:
31, by Wisconsin, Feb. 10, 2015 (24 made)

Fewest Free Throw Attempts:
7, by Tennessee-Martin, Nov. 28, 2014 (7 att.)

Free Throw Percentage (Min. 10 att.):
.846, by Iowa, Feb. 22, 2015 (11-13)

Rebounds:
48, by Michigan State, Jan. 24, 2014

Fewest Rebounds:
18, by Northwestern, Feb. 3, 2015

Personal Fouls:
27, by Maryland, March 8, 2015
27, by Michigan State, Jan. 24, 2015
27, by Penn State, Feb. 20, 2014

Fewest Fouls:
12, by Wisconsin, Feb. 10, 2015

Assists:
17, by Iowa, Feb. 22, 2015

Turnovers:
21, by Arkansas State, Dec. 14, 2013

Fewest Turnovers:
6, by Penn State, Feb. 20, 2014

Blocked Shots:
6, by Purdue, Feb. 23, 2014
6, by Wisconsin, March 9, 2014

Steals:
13, by Omaha, Nov. 25, 2014

PINNACLE BANK ARENA

BOB DEVANEY SPORTS CENTER

Year	Total			Conference		
	G	Att.	Avg.	G	Att.	Avg.
1976-77	11	106,868	9,715	7	74,243	10,606
1977-78	17	172,892	10,170	7	90,514	12,931
1978-79	11	131,769	11,979	7	87,502	12,500
1979-80	16	145,626	9,102	7	79,015	11,288
1980-81	15	136,483	9,099	7	82,009	11,716
1981-82	14	143,819	10,273	7	79,329	11,333
1982-83	18	195,333	10,852	7	86,511	12,359
1983-84	17	173,721	10,219	7	82,233	11,746
1984-85	15	176,045	11,736	7	95,221	13,603
1985-86	15	146,117	9,741	7	78,208	11,173
1986-87	17	197,395	11,611	7	81,680	11,669
1987-88	14	159,100	11,364	7	90,875	12,982
1988-89	18	193,545	10,753	7	87,283	12,469
1989-90	15	150,190	10,013	7	81,894	11,699
1990-91	15	199,605	13,307	7	100,740	14,391
1991-92	16	207,950	12,997	7	100,079	14,297
1992-93	16	213,715	13,357	7	100,620	14,374
1993-94	16	212,447	13,278	7	100,973	14,475
1994-95	17	202,688	11,923	7	95,768	13,681
1995-96	16	168,225	10,514	7	87,065	12,438
1996-97	16	174,119	10,882	8	99,167	12,396
1997-98	15	141,472	9,431	8	87,060	10,883
1998-99	16	146,653	9,166	8	77,477	9,685
1999-2000	16	117,466	7,342	8	70,321	8,790
2000-01	14	122,602	8,757	8	77,057	9,632
2001-02	16	130,053	8,128	8	78,637	9,830
2002-03	15	121,179	8,079	8	70,264	8,783
2003-04	18	144,663	8,037	8	79,274	9,909
2004-05	16	131,763	8,235	8	72,869	9,109
2005-06	19	125,267	6,593	8	72,233	9,029
2006-07	16	134,981	8,436	8	75,009	9,376
2007-08	19	155,258	8,171	8	80,875	10,109
2008-09	18	146,964	8,164	8	81,744	10,218
2009-10	18	122,387	6,799	8	66,777	8,347
2010-11	19	178,507	9,395	8	90,131	11,266
2011-12	17	170,019	10,019	9	96,264	10,696
2012-13	18	186,342	10,352	9	98,909	10,990

PINNACLE BANK ARENA

Year	Total			Conference		
	G	Att.	Avg.	G	Att.	Avg.
2013-14	16	246,702	15,419	9	140,700*	15,633*
2014-15	16	249,101*	15,569*	9	139,693	15,521

*Single-season record

LARGEST CROWDS TO SEE NEBRASKA

1. 25,348 Xavier, at Minneapolis, Minn., March 14, 1991 (NCAA)
2. 21,229 Ohio State, at Chicago, March 16, 2013 (B1GT)
3. 19,667 Purdue, at Chicago, March 15, 2013 (B1GT)
4. 18,999 Kansas, at Dallas, March 11, 2006 (B12T)
5. 18,910 Oklahoma State, at Kansas City, Mo., March 9, 2011 (B12T)
6. 18,892 Oklahoma, at Dallas, March 10, 2006 (B12T)
7. 18,879 Oklahoma State, at Oklahoma City, March 8, 2007 (B12T)
8. 18,596 Ohio State, at Indianapolis, March 14, 2014 (B1GT)
9. 18,268 Missouri, Dallas, Texas, March 10, 2004 (B12T)
10. 17,876 Iowa State, at Kansas City, Mo., March 8, 1996 (B8T)



CONFERENCE TOURNAMENT HISTORY

BIG EIGHT

1977 (NU, 0-1)
at Kansas 61, Nebraska 58,
Tournament Champion: Kansas State
Regular-Season Champion: Kansas State

1978 (NU, 1-1)
Nebraska 71, Oklahoma State 63
Missouri 61, Nebraska 58
Tournament Champion: Missouri
Regular-Season Champion: Kansas

1979 (NU, 0-1)
at Kansas State 61, Nebraska 60 (2OT)
Tournament Champion: Oklahoma
Regular-Season Champion: Oklahoma

1980 (NU, 1-1)
Nebraska 75, Oklahoma 68
Kansas State 60, Nebraska 59
Jack Moore, All-Tournament
Regular-Season Champion: Missouri
Tournament Champion: Kansas State

1981 (NU, 0-1)
Colorado 70, Nebraska 66
Tournament Champion: Kansas
Regular-Season Champion: Missouri

1982 (NU, 1-1)
Nebraska 60, Oklahoma State 49
Missouri 58, Nebraska 53
Tournament Champion: Missouri
Regular-Season Champion: Missouri

1983 (NU, 1-1)
Nebraska 94, Iowa State 71
Missouri 69, Nebraska 63
Tournament Champion: Oklahoma St.
Regular-Season Champion: Missouri

1984 (NU, 0-1)
Kansas State 41, Nebraska 39
Tournament Champion: Kansas
Champion: Oklahoma St. (13-1, 29-5)

1985 (NU, 0-1)
at Kansas 74, Nebraska 69
Tournament Champion: Oklahoma
Champion: Oklahoma (13-1, 31-6)

1986 (NU, 1-1)
Nebraska 82, Oklahoma State 75
Iowa State 75, Nebraska 58
Bernard Day, All-Tournament
Tournament Champion: Kansas
Champion: Kansas (13-1, 35-4)

1987 (NU, 0-1)
Kansas State 47, Nebraska 45
Tournament Champion: Missouri
Regular-Season Champion: Missouri

1988 (NU, 0-1)
Kansas State 75, Nebraska 70
Tournament Champion: Oklahoma
Regular-Season Champion: Oklahoma

1989 (NU, 0-1)
Missouri 98, Nebraska 70
Tournament Champion: Missouri
Regular-Season Champion: Oklahoma

1990 (NU, 0-1)
Oklahoma 78, Nebraska 65
Tournament Champion: Oklahoma
Regular-Season Champion: Missouri

1991 (NU, 2-1)
Nebraska 117, Oklahoma 113 (OT)
Nebraska 87, Kansas 83
Missouri 90, Nebraska 82
Clifford Scales and Tony Farmer,
All-Tournament
Tournament Champion: Missouri
Regular-Season Co-Champions: Oklahoma St.; Kansas

1992 (NU, 0-1)
Oklahoma 107, Nebraska 85
Tournament Champion: Kansas
Regular-Season Champion: Kansas

1993 (NU, 0-1)
Kansas State 47, Nebraska 45
Tournament Champion: Missouri
Regular-Season Champion: Kansas

1994 (NU, 3-0)
Nebraska 105, Oklahoma 88
Nebraska 98, Missouri 91
Nebraska 77, Oklahoma State 66
Tournament Champion: Nebraska
All-Tournament: Eric Piatkowski (MVP),
Bruce Chubick, Jaron Boone,
Regular-Season Champion: Missouri

1995 (NU, 0-1)
Oklahoma State 68, Nebraska 48
Tournament Champion: Oklahoma St.
Regular-Season Champion: Kansas

1996 (NU, 0-1)
Iowa State 62, Nebraska 60
Tournament Champion: Iowa State
Regular-Season Champion: Kansas

BIG 12

1997 (NU, 0-1)
Missouri 78, Nebraska 72
Tournament Champion: Kansas
Regular-Season Champion: Kansas

1998 (NU, 1-1)
Nebraska 65, Baylor 46
Kansas 91, Nebraska 59
Tournament Champion: Kansas
Regular-Season Champion: Kansas

1999 (NU, 1-1)
Nebraska 69, Texas Tech 50
Kansas 77, Nebraska 58
Tournament Champion: Kansas
Regular-Season Champion: Texas

2000 (NU, 0-1)
Baylor 63, Nebraska 55
Tournament Champion: Iowa State
Regular-Season Champion: Iowa State

2001 (NU, 0-1)
Kansas State 72, Nebraska 68
Tournament Champion: Oklahoma
Regular-Season Champion: Iowa State

2002 (NU, 0-1)
Colorado 67, Nebraska 60
Tournament Champion: Oklahoma
Regular-Season Champion: Kansas

2003 (NU, 0-1)
Missouri 70, Nebraska 61
Tournament Champion: Oklahoma
Regular-Season Champion: Kansas

2004 (NU, 0-1)
Oklahoma 63, Nebraska 59
Tournament Champion: Oklahoma St.
Regular-Season Champion: Oklahoma St.

2005 (NU, 0-1)
Missouri 70, Nebraska 67
Tournament Champion: Oklahoma St.
Regular-Season Co-Champions: Oklahoma, Kansas

2006 (NU, 2-1)
Nebraska 71, Missouri 64
Nebraska 69, Oklahoma 63
Kansas 79, Nebraska 65
Tournament Champion: Kansas
Regular-Season Co-Champion: Texas, Kansas

2007 (NU, 0-1)
Oklahoma State 54, Nebraska 39
Tournament Champion: Kansas
Regular-Season Champion: Kansas

2008 (NU, 1-1)
Nebraska 61, Missouri 56
Kansas 64, Nebraska 54
Tournament Champion: Kansas
Regular-Season Co-Champions: Texas & Kansas

2009 (NU, 0-1)
Baylor 65, Nebraska 49
Tournament Champion: Missouri
Regular-Season Champion: Kansas

2010 (NU, 1-1)
Nebraska 75, Missouri 60
Texas A&M 70, Nebraska 64
Tournament Champion: Kansas
Regular-Season Champion: Kansas

2011 (NU, 0-1)
Oklahoma State 53, Nebraska 52
Tournament Champion: Kansas
Regular-Season Champion: Kansas

BIG TEN

2012 (NU, 0-1)
Purdue 79, Nebraska 61
Tournament Champion: Michigan State
Regular-Season Champions: Ohio State,
Michigan State, Michigan

2013 (NU, 1-1)
Nebraska 57, Purdue 55
Ohio State 70, Nebraska 51
Tournament Champion: Ohio State
Regular-Season Champion: Indiana

2014 (NU, 0-1)
Ohio State 71, Nebraska 67
Tournament Champion: Michigan State
Regular-Season Champion: Michigan

2015 (NU, 0-1)
Penn State 68, Nebraska 65
Tournament Champion: Wisconsin
Regular-Season Champion: Wisconsin

BIG TEN TOURNEY RECORD VS. OPPONENT

NU Opponent	League	League	League
	Tourney	Tourney	Tourney
Illinois	0-0	0-0	0-0
Indiana	0-0	0-0	0-0
Iowa	0-0	0-0	0-0
Maryland	0-0	0-0	0-0
Michigan	0-0	0-0	0-0
Michigan State	0-0	0-0	0-0
Minnesota	0-0	0-0	0-0
Northwestern	0-0	0-0	0-0
Ohio State	0-2	0-1	0-1
Penn State	0-1	0-0	0-1
Purdue	1-1	0-1	1-0
Rutgers	0-0	0-0	0-0
Wisconsin	0-0	0-0	0-0
Total	1-4	0-2	1-2

CONFERENCE TOURNAMENTS

NEBRASKA BY ROUND

First*

Indianapolis: 0-1
Chicago: 1-1
Big Ten: 1-1
All-Time: 5-12

Quarterfinals

Indianapolis: 0-1
Chicago: 0-1
Big Ten: 0-1
All-Time: 9-18

Semifinals

Indianapolis: 0-0
Chicago: 0-0
Big Ten: 0-0
All-Time: 2-7

Championship

Indianapolis: 0-0
Chicago: 0-0
Big Ten: 0-0
All-Time: 1-1

Totals

Indianapolis: 0-2
Chicago: 1-1
All-Time: 17-38

*-First round refers to opening round of Big 12 tourney or Big Ten Tournament; quarterfinals are opening round of Big Eight tourney, quarterfinals of Big 12 or quarterfinals of Big Ten Tournament.

CONFERENCE TOURNAMENT RECORDS

INDIVIDUAL GAME

Points--42; Eric Piatkowski vs. Oklahoma, 1994
 Opponent--34; Jeff Webster, Oklahoma, 1994
 Field Goals--14; Eric Piatkowski vs. Oklahoma, 1994 (23 att.)
 Opponent--12; Jeff Webster, Oklahoma, 1994 (21 att.)
 Field Goal Attempts--23; Eric Piatkowski vs. Oklahoma, 1994 (14 made); Tyronn Lue vs. Missouri, 1997 (10 made)
 Opponent--22; D.J. Newbill, Penn State, March 11, 2015 (9 made)
 Field Goals, No Misses--6; Andre Smith vs. Colorado, 1981
 Opponent--8; Ed Nealy, Kansas State, 1980
 3-Point Field Goals--6; Cary Cochran vs. Colorado, 2002 (11 att.)
 Opponent--6; Randy Rutherford, Oklahoma State, 1994 (11 att.); Blair Wilson, Colorado, 2002 (11 att.)
 3-Point Field Goal Attempts--11; Cary Cochran vs. Colorado, 2002 (6 made)
 Opponent--14; Mark Atkins, Missouri, 1994 (4 made)
 3-Point Field Goal Pct.--1.000; Clifford Scales vs. Oklahoma, 1991 (3-3); Marcus Perry, vs. Oklahoma, 2006 (3-3)
 Opponent--.750; Askia Jones, Kansas State, 1993 (3-4).750; Curtis Jerrells, Baylor, 2009 (3-4)
 Free Throws--13; Tony Farmer, vs. Kansas, 1991 (16 att.)
 Opponent--12; Doug Smith, Missouri, 1991 (14 att.)
 Free Throw Attempts--16; Tony Farmer vs. Kansas, 1991 (13 made)
 Opponent--14; Doug Smith, Missouri, 1991 (12 made)
 Free Throws Made, No Misses--*12; Tony Farmer vs. Oklahoma, 1991
 Opponent--11; Mark Tucker, Oklahoma State, 1978
 Rebounds--16; Bruce Chubick vs. Missouri, 1994
 Opponent--20; Kevin Rogers, Baylor, 2009
 Assists--14; Brian Carr at Kansas, 1985
 Opponent--9; Lee Coward, Missouri, 1989
 Blocked Shots--5; Derrick Chandler vs. Kansas State, 1993
 Opponent--8; John Flippen, Baylor, 2000
 Steals--8; Venson Hamilton vs. Texas Tech, 1999
 Opponent--6; Nick Bradford, Kansas, 1998
 Minutes--50; Andre Smith and Brian Banks at Kansas State, 1979
 Opponent--50; Glenn Marshall, Kansas State, 1979

INDIVIDUAL CAREER

Points--136; Eric Piatkowski, 1991-94 (8 games)
 Field Goals--45; Eric Piatkowski, 1991-94 (110 att., 8 games)
 Field Goal Attempts--110; Eric Piatkowski, 1991-94 (45 made, 8 games)
 Field Goal Percentage--.667; Mike Naderer, 1978-81 (24-36, 6 games)
 3-Point Field Goals--13; Eric Piatkowski, 1991-94 (47 att., 8 games); Erick Strickland, 1993-96 (30 att., 6 games)
 3-Point Field Goal Attempts--47; Eric Piatkowski, 1991-94 (13 made, 8 games)
 3-Point Field Goal Pct.--.556; Eric Johnson, 1988-89 (5-9, 2 games)
 Free Throws--33; Eric Piatkowski, 1991-94 (41 att., 8 games)
 Free Throw Attempts--41; Eric Piatkowski, 1991-94 (33 made, 8 games)
 Free Throw Percentage--.900; Jack Moore, 1980-82 (27-30, 5 games)
 Rebounds--54; Aleks Maric, 2005-08 (7 games)
 Assists--29; Brian Carr, 1984-87 (5 games)
 Blocked Shots--15; Venson Hamilton, 1996-99 (6 games)
 Steals--15; Venson Hamilton, 1996-99 (6 games)
 Minutes Played--255; Eric Piatkowski, 1991-94 (8 games)
 Minutes Per Game--*40.75; Brian Banks, 1977-79 (163 in 4 games)
 *Indicates overall tournament record

TEAM GAME

Points--117; vs. Oklahoma, 1991 (OT)
 Opponent--113; Oklahoma, 1991 (OT)
 Points in Half--59; vs. Oklahoma, 1991 (2nd)
 Opponent--59; Missouri, 1994 (2nd)
 Field Goals--38; vs. Oklahoma, 1991 (84 att.)
 Opponent--39; Missouri, 1989 (68 att.); Oklahoma, 1992 (73 att.)
 Field Goal Attempts--84; vs. Oklahoma, 1991 (38 made)
 Opponent--82; Missouri, 1994 (32 made)

Field Goal Percentage--.646; vs. Oklahoma State, 1986 (31-48)
 Opponent--.610; Missouri, 1983 (25-41)
 3-Point Field Goals--10; vs. Missouri, 1994 (24 att.); vs. Missouri, 2003 (33 att.)
 Opponent--12; Baylor, 2000 (27 att.)
 3-Point Field Goals Attempted--*33; vs. Missouri, 2003 (10 made)
 Opponent--28; Missouri, 1994 (7 made)
 3-Point Field Goal Pct.--.571; vs. Kansas, 1991 (4-7)
 Opponent--.692; Oklahoma, 1992 (9-13)
 Free Throws--34; vs. Iowa State, 1983 (42 att.); Oklahoma, 1991 (41 att.)
 Opponent--37; Oklahoma, 1991 (51 att.)
 Free Throw Attempts--42; vs. Iowa State, 1983 (34 made)
 Opponent--*51; Oklahoma, 1991 (37 made)
 Free Throw Percentage--1.000; vs. Baylor, 2009 (10-10)
 Opponent--.923; Missouri, 1991 (12-13)
 Rebounds--55; vs. Oklahoma, 1991
 Opponent--53; Kansas, 1998
 Assists--22; vs. Oklahoma State, 1986
 Opponent--26; Kansas, 1998
 Blocked Shots--10; vs. Iowa State, 1996
 Opponent--16; Penn State, 2015
 Steals--23; vs. Texas Tech, 1999
 Opponent--15; Kansas, 1999



Venson Hamilton scored more than 1,400 career points and was the first player in Nebraska history to record more than 1,000 career rebounds.

POSTSEASON RESULTS

Year	Tournament/Round	Opponent	Result	Site	NU High Scorer	NU High Rebounds	NU High Assists
1948-49	*NCAA Playoff	Oklahoma State	L, 35-52	Kansas City, Mo.	N/A	N/A	N/A
1966-67	NIT/First Quarterfinals	Bye Marshall	L, 88-119	New York City	Tom Baack, 33	Tom Baack, 10	Tom Baack, 5
1977-78	NIT/First Quarterfinals	Utah State Texas	W, 67-66 L, 48-67	Lincoln, Neb. Austin, Texas	Andre Smith, 18 Carl McPipe, 16	Carl McPipe, 7 Carl McPipe, 7	Novak, Banks, 6 Terry Novak, 3
1979-80	NIT/First	Michigan	L, 69-76	Ann Arbor, Mich.	Andre Smith, 30	Andre Smith, 12	Jack Moore, 2
1982-83	NIT/First Second Quarterfinals Semifinals	Tulane Iona TCU DePaul	W, 72-65 W, 85-73 W, 67-57 L, 58-68	Lincoln, Neb. Lincoln, Neb. Lincoln, Neb. New York City	Stan Cloudy, 20 Stan Cloudy, 24 Stan Cloudy, 18 Dave Hoppen, 15	Stan Cloudy, 14 Stan Cloudy, 8 Stan Cloudy, 9 Dave Hoppen, 9	Stan Cloudy, 7 Cloudy, Williams, 5 Ponce, Downing, 7 Greg Downing, 5
1983-84	NIT/First Second	Creighton Xavier	W, 56-54 L, 57-58	Omaha, Neb. Cincinnati, Ohio	Dave Hoppen, 25 Dave Hoppen, 22	Dave Hoppen, 10 Dave Hoppen, 7	Carr, Ponce, 5 Eric Williams, 5
1984-85	NIT/First Second	Canisius UCLA	W, 79-66 L, 63-82	Lincoln, Neb. Los Angeles, Calif.	Dave Hoppen, 21 Dave Hoppen, 23	Bill Jackman, 10 Dave Hoppen, 9	Harvey Marshall, 5 Brian Carr, 6
1985-86	NCAA/First	Western Kentucky	L, 59-67	Charlotte, N.C.	Bernard Day, 18	Chris Logan, 12	Brian Carr, 5
1986-87	NIT/First Second Quarterfinals Semifinals Third Place	Marquette Arkansas Washington Southern Mississippi Arkansas-Little Rock	W, 78-76 W, 78-71 W, 81-76 L, 75-82 W, 76-67 (OT)	Lincoln, Neb. Lincoln, Neb. Lincoln, Neb. New York City New York City	Bernard Day, 18 Anthony Bailous, 20 Carr, Vick, 17 Derrick Vick, 19 Brian Carr, 18	Vick, Day, 6 Bill Jackman, 9 Derrick Vick, 8 Bill Jackman, 9 Derrick Vick, 12	Bernard Day, 5 Henry T. Buchanan, 6 Three with 3 Brian Carr, 7 Brian Carr, 9
1988-89	NIT/First Second	Arkansas State Ohio State	W, 81-79 L, 74-85	Lincoln, Neb. Columbus, Ohio	Eric Johnson, 18 Eric Johnson, 23	Pete Manning, 5 Reid, Owens, 7	Clifford Scales, 10 Reid, Johnson, 5
1990-91	NCAA/First	Xavier	L, 84-89	Minneapolis, Minn.	Rich King, 25	Rich King, 12	Rich King, 4
1991-92	NCAA/First	Connecticut	L, 65-86	Cincinnati, Ohio	Derrick Chandler, 17	Derrick Chandler, 11	Eric Piatkowski, 5
1992-93	NCAA/First	New Mexico State	L, 79-93	Syracuse, N.Y.	Eric Piatkowski, 29	Derrick Chandler, 10	Three with 3
1993-94	NCAA/First	Pennsylvania	L, 80-90	Uniondale, N.Y.	Eric Piatkowski, 23	Piatkowski, Chubbick, 8	Jamar Johnson, 5
1994-95	NIT/First Second	Georgia Penn State	W, 69-61 L, 59-65	Lincoln, Neb. Lincoln, Neb.	Erick Strickland, 21 Mikki Moore, 15	Erick Strickland, 10 Erick Strickland, 7	Jaron Boone, 6 Erick Strickland, 8
1995-96	NIT/First Second Third Semifinals Championship	Colorado State Washington State Fresno State Tulane St. Joseph's	W, 91-83 W, 82-73 W, 83-71 W, 90-78 W, 60-56	Fort Collins, Colo. Lincoln, Neb. Fresno, Calif. New York City New York City	Erick Strickland, 19 Erick Strickland, 18 Erick Strickland, 17 Garner, Strickland, 20 Erick Strickland, 13	Mikki Moore, 10 Venson Hamilton, 12 Moore, Garner, 10 Venson Hamilton, 9 Mikki Moore, 13	Tyronn Lue, 5 Boone, Strickland, 4 Erick Strickland, 5 Jaron Boone, 6 Lue, Boone, 4
1996-97	NIT/First Second Third	Washington Nevada Connecticut	W, 67-63 W, 78-68 L, 67-76	Lincoln, Neb. Reno, Nev. Storrs, Conn.	Tyronn Lue, 14 Mikki Moore, 21 Mikki Moore, 24	Venson Hamilton, 10 Mikki Moore, 15 Venson Hamilton, 6	Moore, Lue, 4 Tyronn Lue, 4 Belcher, Markowski 2
1997-98	NCAA/First	Arkansas	L, 65-74	Boise, Idaho	Tyronn Lue, 18	Venson Hamilton, 10	Tyronn Lue, 6
1998-99	NIT/First Second	UNLV TCU	W, 68-55 L, 89-101	Lincoln, Neb. Fort Worth, Texas	Cookie Belcher, 17 Cary Cochran, 23	Andy Markowski, 11 Venson Hamilton, 10	Cookie Belcher, 5 Three with 4
2003-04	NIT/Opening First Second	Creighton Niagara Hawaii	W, 71-70 W, 78-70 L, 83-84	Omaha, Neb. Lincoln, Neb. Honolulu, Hawaii	Andrew Drevo, 20 Turek, Johnson, 17 Nate Johnson, 26	Andrew Drevo, 9 John Turek, 8 Brian Conklin, 6	Marcus Neal, 4 Brian Conklin, 4 Marcus Neal, 3
2005-06	NIT/First	Hofstra	L, 62-73	Hempstead, N.Y.	Jason Dourisseau, 15	Aleks Maric, 12	Jamel White, 6
2007-08	NIT/First NIT/Second	Charlotte Mississippi	W, 67-48 L, 75-87 (ot)	Lincoln, Neb. Oxford, Miss.	Ade Dagunduro, 15 Aleks Maric, 18	Aleks Maric, 10 Aleks Maric, 10	Aleks Maric, 5 Sek Henry, 5
2008-09	NIT/First	New Mexico	L, 71-83	Albuquerque, N.M.	Sek Henry, 13	Ade Dagunduro, 5	Cookie Miller, 4
2010-11	NIT/First	Wichita State	L, 49-76	Wichita, Kan.	Jeter, Diaz, 12	Jorge Brian Diaz, 8	Lance Jeter, 3
2013-14	NCAA/Second	Baylor	L, 60-74	San Antonio, Texas	Terran Petteway, 18	Shields, Pitchford, 5	Ray Gallegos, 2



NEBRASKA IN THE POSTSEASON

All-Time Postseason Appearances*: 24 (7 NCAA, 17 NIT)

All-Time Postseason Record: 23-23

In the NCAA Tournament: 0-7 (1986, 1991, 1992, 1993, 1994, 1998, 2014)

In the NIT: 23-16 (1967, 1978, 1980, 1983, 1984, 1985, 1987, 1989, 1995, 1996, 1997, 1999, 2004, 2006, 2008, 2009, 2011)

In the NCAA Playoffs: 0-1* (1949)

*Playoff game between Big Seven and Missouri Valley Conference champions for berth in eight-team NCAA Tournament field. Not considered to be "official" participation in the NCAA Tournament.


POSTSEASON RECORDS

INDIVIDUAL GAME

Points--33, Tom Baack vs. Marshall, March 13, 1967
 Opponent--46, George Stone, Marshall, March 13, 1967
 Field Goals--13, Tom Baack vs. Marshall, March 13, 1967 (24 att.)
 Opponent--20, George Stone, Marshall, March 13, 1967 (38 att.)
 Field Goal Attempts--24, Tom Baack vs. Marshall, March 13, 1967 (13 made)
 Opponent--38, George Stone, Marshall, March 13, 1967 (20 made)
 Field Goal Percentage (min. 5 att.)--1.000, Mikki Moore at Nevada, March 18, 1997 (9-9)
 Opponent--1.000, Adrian Uter, Hofstra, March 16, 2006 (6-6)
 3-Point Field Goals--7, Cary Cochran at TCU, March 15, 1999 (7-9)
 Opponent--6, Jason Carter, Hawaii, March 22, 2004 (7 att.)
 3-Point Field Goal Attempts--12, Brian Conklin vs. Hawaii, March 22, 2004 (6 made)
 Opponent--17, Dominick Young, Fresno State, March 22, 1996 (5 made)
 3-Point Field Goal Pct.--.778, Cary Cochran at TCU, March 15, 1999 (7-9)
 Opponent--.857, Jason Carter, Hawaii, March 22, 2004 (6-7)
 Free Throws--13, Dave Hoppen vs. Canisius, March 13, 1985 (16 att.)
 Opponent--10, Brady Heslip, Baylor, March 21, 2014 (10 att.)
 Free Throw Attempts--16, Dave Hoppen vs. Canisius, March 13, 1985 (13 made)
 Opponent--11, Kevin Freeman, Connecticut, March 21, 1997 (7 made)
 Free Throws, No Misses--7, Sek Henry at New Mexico, March 17, 2009
 Opponent--10, Brady Heslip, Baylor, March 21, 2014
 Rebounds--15, Mikki Moore at Nevada, March 18, 1997
 Opponent--16, Bob Allen, Marshall, March 13, 1967;
 16, Tyrone Corbin, DePaul, March 28, 1983
 Assists--10, Clifford Scales vs. Arkansas State, March 16, 1989
 Opponent--16, Sam Crawford, New Mexico State, March 19, 1993
 Blocked Shots--5, Aleks Maric at Hofstra, March 16, 2006
 Opponent--8, Walter Downing, DePaul, March 28, 1983
 Steals--6, Brian Carr vs. Arkansas-Little Rock, March 26, 1987; Cookie
 Belcher vs. Washington, March 12, 1997; Cookie Belcher vs. Arkansas,
 March 12, 1998; Cookie Belcher vs. UNLV, March 10, 1999
 Opponent--8, Dominick Young, Fresno State, March 22, 1996

TEAM GAME

Points--91, vs. Colorado State, March 14, 1996
 Opponent--119, by Marshall, March 13, 1967
 Points in a Half--52, vs. Colorado State, March 14, 1996 (2nd)
 Opponent--61, by Marshall, March 13, 1967 (2nd)
 Field Goals--37, vs. Marshall, March 13, 1967 (90 att.)
 Opponent--46, by Marshall, March 13, 1967 (90 att.)
 Field Goal Attempts--90, vs. Marshall, March 13, 1967 (37 made)
 Opponent--90, by Marshall, March 13, 1967 (46 made)
 Field Goal Percentage--.588, vs. Washington State, March 19, 1996 (30-51)
 Opponent--.621, by TCU, March 15, 1999 (36-58)
 3-Point Field Goals--10, vs. Colorado State, March 14, 1996 (17 att.);
 10, at TCU, March 15, 1999 (19 att.)
 Opponent--12, by Penn State, March 21, 1995 (28 att.)
 3-Point Field Goal Attempts--27, at Hofstra, March 16, 2006 (9 made)
 Opponent--28, by Penn State, March 21, 1995 (12 made)
 3-Point Field Goal Pct.--.588, vs. Colorado State, March 14, 1996 (10-17)
 Opponent--.571, by Arkansas State, March 16, 1989 (8-14)
 Free Throws--33, vs. Canisius, March 13, 1985 (41 att.); vs. Tulane, March 26, 1996 (45 att.)
 Opponent--38, by Baylor, March 21, 2014 (48 att.)
 Free Throw Attempts--45, vs. Tulane, March 26, 1996 (33 made)
 Opponent--48, Baylor, March 21, 2014 (38 made)
 Free Throw Percentage--.900, at Ohio State, March 20, 1989 (9-10)
 Opponent--.905, Arkansas, March 12, 1998 (19-21)
 Rebounds--49, vs. Connecticut, March 19, 1992
 Opponent--63, by Marshall, March 13, 1967
 Assists--24, three times, most recently vs. Arkansas State, March 16, 1989
 Opponent--26, by TCU, March 15, 1999
 Blocked Shots--7, at Hofstra, March 16, 2006
 Opponent--10, by DePaul, March 28, 1983; by Connecticut, March 21,
 1997; by TCU, March 15, 1999;
 Steals--15, vs. Washington, March 12, 1997
 Opponent--16, by Tulane, March 26, 1996



Mikki Moore led Nebraska to the 1996 NIT championship game, where the Huskers defeated St. Joseph's, 60-56, to earn their first-ever basketball title on the national level.



Cookie Belcher shares the school record with six steals in a postseason game. He accomplished the feat on three occasions as a Husker.



THE HISTORY OF NEBRASKA BASKETBALL

By Mike Babcock

As near as anyone can determine, the University of Nebraska was first represented by a men's basketball team on Feb. 2, 1897, just six years after Dr. James A. Naismith set down the rules of the game at the International YMCA Training School in Springfield, Mass.

A team from the Lincoln YMCA was the opponent, and Nebraska posted an 11-8 victory at Grant Memorial Hall, the home of the Huskers for all but two seasons until the Coliseum opened in 1926. The same teams played in Grant Hall three weeks later with a similar result, as NU won 23-14. Nebraska had to rally in the second game. The *Hesperian*, a student newspaper, reported: "At the end of the first half the score stood 9 to 6 in favor of the visitors but during the second half our boys took a brace and some excellent work was done."

Such was the modest beginning of a program that has enjoyed its greatest success since 1980. In that span, NU has earned a 504-379 record and 18 postseason appearances, including six NCAA Tournaments, while adding a Phillips 66 Big Eight Tournament title in 1994 and the 1996 National Invitation Tournament championship.

Nebraska doubled its schedule in 1898, losing twice to the Lincoln YMCA and splitting two games with the Omaha YMCA. A 16-12 loss against the Omaha YMCA provided evidence as to why Nebraska finished 1-3 that season. According to *The Hesperian* account: "The great difficulty of the University team was mere recklessness. Our boys have been playing with a loose interpretation of the rules. The officials were strict and of course the resulting advantage was in favor of Omaha." Then as now, overly aggressive play had its drawbacks.

Nebraska played teams from other universities for the first time in 1899, winning two games against Nebraska Wesleyan and one against Doane en route to the unofficial state championship. The next season, Nebraska played an out-of-state opponent for the first time, defeating the University of Kansas, 48-8, at Lincoln. That game still ranks as the worst loss for a Jayhawk team and was the first for either school against a present-day NCAA Division I school and the first matching present-day Big 12 Conference institutions.

The Kansas team was coached by Dr. Naismith. The Nebraska student yearbook, *Sombrero*, wrote: "A closely contested game was looked for. The Jayhawkers were, however, completely outclassed, the score being 48-8." Based on the victory against Kansas and four other similarly decisive victories, "the basketball team for this year was undoubtedly superior to any in the west," the *Sombrero* concluded. It would be several years before such a claim could be made again.

Nebraska hired its first full-time coach in 1911. E.O. "Jumbo" Stiehm, who scored 24 points against Nebraska as a Wisconsin basketball player in 1908, coached both football and basketball. His first Husker basketball team won 14 of 15 games, its only loss coming

at Minnesota, 40-15. The student newspaper, *The Daily Nebraskan*, blamed the loss on Nebraska's inability to adjust to the Gophers' "100-foot floor."

A *Daily Nebraskan* account of Nebraska's 29-28 season-ending victory against Kansas at Lincoln in 1912 provides evidence that some fans' behavior hasn't changed much over the years.

"The game as a whole was entirely unsatisfactory, being marred by rough tactics of the visitors, incompetent work on the part of the referee and interruptions by the audience, which were in part justifiable."

Nebraska shared the Missouri Valley Conference championship with Kansas in 1912 and 1914 and won the title outright in 1913 under Stiehm's leadership. The 1913-14 team was "so fast it took a movie camera to catch 'em," according to the *Cornhusker* student yearbook. It was described as a "point-a-minute" team, which wasn't quite accurate. Typically, games lasted 40 minutes (though that wasn't always the case), and Nebraska averaged 30 points per game. Guard Sam Carrier became Nebraska's first All-America basketball player in 1913. He and Carl Underwood led the Huskers to 17 victories in 19 games. Underwood was the Missouri Valley Conference scoring leader with 66 points in 10 conference games.

Nebraska won another conference title outright in 1916, after Sam Waugh replaced Stiehm as the Cornhuskers' coach for one season. Stiehm, who coached the first game of the season before giving way to Waugh, had planned to remain at Nebraska through the basketball season before leaving to become coach and athletic director at Wisconsin. But the Nebraska Athletic Board decided to replace him.

Waugh was succeeded by E.J. "Doc" Stewart, whose three Cornhusker teams had a combined record of 29-23. Nebraska was 22-2 in 1919-20 and 11-3 in 1920-21 under Coach P.J. Schissler. After the 1919-20 season, Schissler challenged the University of Chicago to a game, but to no avail. The Cornhuskers also were invited to a postseason AAU tournament in Atlanta but didn't go.

Schissler's teams played as independents. Nebraska lost its affiliation with the Missouri Valley Conference because of a decision to play a football game against Oklahoma in Omaha in 1919. Conference rules prohibited such games (Oklahoma had not yet joined the Missouri Valley Conference). Nebraska returned to the Missouri Valley Conference in 1921, and Owen Frank replaced Schissler as basketball coach. The remainder of the Roaring 1920s was, for the most part, undistinguished.

Basketball was rough and tumble. There was a center jump after every basket and no requirement to cross mid-court in 10 seconds or less. The ball was a lot different, too, more like a medicine ball, which contributed to some dull games.

The most significant event during the 1920s was the building of the Coliseum, which was dedicated on Feb. 6, 1926. The Cornhuskers dropped a 25-14 decision to Kansas in the first game at their new home, which was built at a cost of \$445,000 and seated 8,000 for basketball. Prior to that, Nebraska played most of its home games in Grant Hall, which seated about a fourth as many fans as the Coliseum and was located just to the north of where the Sheldon Art Gallery now stands.

Athletic Director Fred Leuhring arranged for Nebraska to play its home basketball games at the State Fairgrounds Coliseum in 1921, in order to accommodate more spectators. The Cornhuskers played two seasons at the Fairgrounds Coliseum, which had a wider court than Grant Hall.


The first game there was played on Jan. 14, 1921. Nebraska defeated conference opponent Grinnell 31-10 before an audience of 1,500, according to newspaper estimates. After two seasons, the Cornhuskers returned to Grant Hall, which had been remodeled, and continued to play home games there until the NU Coliseum opened.

Nebraska ended the decade with an 11-5 season under Charles T. Black, a former Kansas All-American in 1928-29. In the next 19 seasons, the Huskers had just two winning records, back-to-back campaigns under Coach W.H. Browne in 1935-36 and 1936-37. The 1937 team tied Kansas for the Big Six championship, after finishing second to the Jayhawks in 1936.

The 1930s produced four more Cornhusker All-Americans: center Don Maclay in 1931, guard Steve Hokuf in 1933, guard George Wahlquist in 1936 and guard Robert Parsons in 1937. Maclay was the Big Six scoring leader in 1930, scoring 112 points in 10 league games.

Harry Good was hired as head coach in 1946 and after two losing seasons, turned Nebraska's fortunes around. In 1948-49, Good's Huskers went 16-10, tied Oklahoma for the Big Seven regular-season championship and defeated the Sooners, 57-56, in a conference playoff to qualify for an NCAA playoff game. The NCAA Tournament was structured differently then, and the Cornhuskers needed to win that playoff to advance into the NCAA field. They lost to Oklahoma A&M, the Missouri Valley Conference champion, 52-35, at Kansas City, Mo. Coach Henry P. Iba's Aggies went on to finish second to Kentucky, coached by Adolph Rupp, in the NCAA Tournament.

In 1949-50, Nebraska again won 16 games and shared the Big Seven crown with Kansas and Kansas State. That marks the last time the conference had a three-way tie at the top. "We were King in our day," Claude Retherford once told a newspaper reporter. "They



Bus Whitehead was a two-time All-Big Seven selection in 1949 and 1950. The court at the Hendricks Training Complex is named after Whitehead, who passed away in 2010.



Claude Retherford was the leading scorer on NU's 1949 Big Seven Championship team.

were firing football coaches left and right, but we packed 'em in. Oh, people were interested in football, but basketball was THE game on the Nebraska campus when we played." Retherford earned All-Big Seven recognition in 1949 after leading the conference in scoring with a 12.4 points-per-game average.

The Cornhuskers had another first-team All-Big Seven performer in 1949, Milton "Bus" Whitehead. The 6-10 center from Scottsbluff, Neb., also earned all-conference honors in 1950, when he averaged a then-school-record 15.7 points per game.

Whitehead was named to the District V All-America team by Collier's Magazine. Whitehead also was the first Cornhusker selected to play in the East-West All-Star Game in New York City's Madison Square Garden. When he graduated, Whitehead held nine school scoring records.

Nebraska basketball experienced another drought beginning in 1950-51, with 15 consecutive losing seasons. Despite playing for a team that finished last in the Big Seven in 1952, Husker guard Jim Buchanan earned All-America and all-conference honors. And even though the late Jerry Bush, dubbed the "Big Bear of the Coliseum," never produced a winning team in his nine seasons as head coach at Nebraska, his colorful personality and uncanny ability to fashion upsets kept Cornhusker fans entertained.

The most dramatic upset during Bush's tenure as coach came on Feb. 22, 1958, against Kansas. The Jayhawks featured 7-foot center Wilt Chamberlain and were ranked fourth in the nation when they came to Lincoln. Earlier in the season, the Jayhawks had defeated the Huskers, 102-46, at Lawrence, Kan., with Chamberlain matching Nebraska by scoring 46 points. Nebraska scored a 43-41 victory in the rematch, when 5-9 guard Jim Kubacki hit a 15-foot jump shot with two seconds remaining.

But that's only part of the drama. Kubacki, a senior from Toledo, Ohio, spent all but the final 6:53 of the game sitting on the bench in street clothes, forced there by a knee injury and the kind of fate from which legends are built. When the Cornhuskers' captain, Gary Reimers, left the game with leg cramps, Kubacki convinced Bush to let him suit up. Four minutes and seven seconds later, Kubacki went into the game. Two minutes and 44 seconds after that, he hit the winning shot.

Bush also had the distinction of coaching the school's first 1,000-point scorer, guard Herschell Turner, who came from Indianapolis, Ind., where he was rated the second-best high school player in the state as a senior, behind only crosstown-rival Oscar Robertson. Turner earned All-America honors in 1959 and followed with All-Big Eight honors in 1960 and ended his Cornhusker career with 1,056 points.

Following the 1962-63 season, Bush was replaced as head coach by Joe Cipriano, who brought the nickname "Slippery Joe" and up-tempo basketball to the Coliseum. His teams pressed full-court and ran a fast-break offense, which led the Big Eight in scoring average in 1966, 1967 and 1968.

Cipriano's first two teams had a combined record of 17-33. But his third team, in 1965-66, was one of the most successful in school history, finishing 20-5 and second to Kansas in the Big Eight. All-Big Eight guard Grant Simmons, the first Cornhusker to earn academic All-Big Eight honors, was the team's leader.

The 1966-67 team finished 16-9 and made the school's first appearance in the 16-team National Invitation Tournament, played at New York City's Madison Square Garden. Guard Stu Lantz was a two-time All-Big Eight pick and led the Cornhuskers in scoring and rebounding in both 1966-67 and 1967-68.

Guard Marvin Stewart and center Chuck Jura earned All-Big Eight honors for Cipriano in 1971 and 1972, respectively. Guard Jerry Fort, who finished his career with a then-school-

record 1,882 points, was the first Nebraska player chosen first-team all-conference three times, from 1974 through 1976. With Fort's leadership, Nebraska began a string of 14 winning seasons.

In the fall of 1976, Cornhusker basketball moved out of the Coliseum and into the state-of-the-art Bob Devaney Sports Center. Located on the State Fairgrounds, the \$13 million athletic complex was financed by a special cigarette tax.

Cipriano coached Nebraska to another 20-victory season in 1977-78. The Cornhuskers, led by All-Big Eight guard Brian Banks, finished with a 22-8 record and advanced to the second round of the NIT. Despite failing health – a battle against cancer that he finally lost – Cipriano shared coaching duties with his assistant, Moe Iba, in 1979-80, and took Nebraska to the NIT again. For their efforts, the duo shared United Press International Big Eight Coach-of-the-Year honors.

Cipriano brought Nebraska into the modern era, coaching 17 seasons and 450 games. His record was 253-197, and those 253 victories represent nearly one-fifth of Nebraska's all-time total. Following Cipriano's death, Iba was named head coach, and he continued Cipriano's winning ways. In Iba's six seasons on the bench, Nebraska was 106-71 and advanced to postseason play four times.

Center Andre Smith was the 1981 Big Eight MVP and twice earned All-Big Eight honors. However, it was the late Jack Moore, a 5-10 playmaker from Muncie, Ind., who captured the hearts of Nebraska fans from 1980 through 1982. Moore earned All-Big Eight honors in 1982, when he won the Naismith Award, given annually to the nation's top player under 6-feet tall. The first three-time academic All-Big Eight pick in Nebraska history, Moore scored 1,204 points and hit .901 from the free throw line during his career.

The cornerstone of Iba's teams from 1983 through 1986 was Omaha, Neb., native Dave Hoppen, a three-time All-Big Eight center and the first Nebraska basketball player to have his jersey number (42) retired by the school. In 1982-83, Hoppen's freshman season, the Cornhuskers were 22-10 and won three games in the NIT before losing to DePaul in the semifinals at Madison Square Garden. The Cornhuskers returned to the NIT each of the next



Andre Smith was the Big Eight Player of the Year for Nebraska in 1981.

THE HISTORY OF NEBRASKA BASKETBALL

two seasons, advancing to the second round both times.

Hoppen's college career, though, was ended by a knee injury he sustained in a game at Colorado on Feb. 1, 1986. He finished as the school's all-time scoring leader with 2,167 points and broke or tied 19 school records during his four-year stay. After Hoppen's injury, Iba's team regrouped and went on to earn the school's first-ever "official" NCAA Tournament berth. Nebraska lost to Western Kentucky in the first round of the Southeast Regional, 67-59. Following the game, Iba announced his resignation.

On March 27, 1986, Danny Nee was officially introduced as Nebraska's 24th basketball coach. During a news conference to announce his hiring, Nee said a "new era" in Cornhusker basketball was beginning.

Nee's 14 teams appeared in postseason play 11 times and topped the 20-victory mark in seven seasons. In his first season, Nebraska was 21-12 and finished third in the NIT.

After a 13-18 record in his second season, the Cornhuskers got back over the .500 mark with a 17-16 record in 1988-89 and advanced to the second round of the NIT.

Nebraska missed the school single-season record for losses by one in 1989-90 (10-18), then won a school-record 26 games, with only eight losses, in 1990-91. The Cornhuskers reached the Big Eight Tournament championship game for the first time and advanced to the NCAA Tournament, losing to Xavier 89-84 in the first round of the regionals at Minneapolis, Minn.

The 1990-91 team included two first-round NBA draft picks, senior Rich King and redshirt freshman Eric Piatkowski. The 7-2 King was the tallest player in Cornhusker history.

Piatkowski, Nebraska's sixth-man in 1990-91, went on to win first-team all-conference honors twice. He ranks second on the Cornhuskers' career-scoring list with 1,934 points, and he is the only Nebraska player to finish with at least 1,900 points, 600 rebounds (669) and 300 assists (322). In 2006, Piatkowski became the third Husker, joining Hoppen and Stu Lantz (No. 22), to have his jersey number (52) retired.

Three more NCAA Tournament appearances followed the record-shattering 1991 season. In 1992-93, the Huskers registered their highest league finish under Nee by tying for second in the Big Eight.

In addition to reaching the NCAA Tournament for a fourth consecutive season and recording back-to-back 20-victory seasons for the first time in school history, Nee's 1993-94 team made history by winning the school's first Phillips 66 Big Eight Tournament title. The Cornhuskers defeated Oklahoma, Missouri and Oklahoma State, in that order, to earn the tournament championship.

Nebraska's NCAA Tournament run ended at four in 1994-95, but the Huskers kept their postseason streak alive with an NIT berth, advancing to the second round. The 1995-96 team struggled down the stretch but was back in the NIT and capped its season with a run to the



Nebraska won its only Big Eight Tournament title during the 1994 season as the Huskers won three straight over Oklahoma, No. 3 Missouri and No. 23 Oklahoma State.



Nebraska won the 1996 NIT title at Madison Square Garden. It was the third time since 1980 that the Huskers reached at least the NIT semifinals.

tournament title.

The Huskers won two games on the road and scored more than 80 points in four of their five postseason games. They finished with a 60-56 victory against St. Joseph's at Madison Square Garden.

"The NIT run was incredible when you look at the teams we beat and how we beat them," Nee said after the remarkable run. "I don't care what anybody says, it was domination."

The 1996 NIT championship team was one of the most talented in school history. Two future NBA players, Erick Strickland and 1998 first-round draft pick Tyrone Lue, were in the backcourt. And two other players on the team scored 1,000 career points, Jaron Boone and freshman Venson Hamilton, who would finish his career in 1999 as the school's all-time leading rebounder and shot-blocker.

Lue's contributions as a freshman to the NIT championship team were only a preview of what was to come. The lightning-quick, 6-0 point guard finished his career as the seventh-leading scorer in school history, and he ranked in the top 10 in 12 other career categories. His leadership carried the 1996-97 Cornhusker team, the first to play in the Big 12, to another NIT appearance.

Behind a late-season run, which included Nebraska's longest conference winning streak in 20 years, Nee's 12th team finished fourth in the Big 12 and returned to the NCAA Tournament. The bid was the Cornhuskers' fifth during the 1990s and extended the school-record postseason run to eight.

The streak reached nine in 1999, as the Cornhuskers just missed an NCAA Tournament bid and advanced to the second round of the NIT. In the process, NU reached the 20-victory mark for a second consecutive season, and Hamilton was named Big 12 Player of the Year.

The optimism that preceded the 1999-2000 season, Nee's last, quickly faded with the loss of guard Cookie Belcher, who was sidelined by a wrist injury and forced to take a medical redshirt. The Cornhuskers were off-balance almost from the beginning of the season and fell far short of expectations.

Even though Nee became the winningest coach in school history in 1999-2000, getting



Venson Hamilton was the second Husker to be named conference player of the year when he earned the award in 1999.

victory No. 254 to pass Joe Cipriano in the Cornhuskers' final home game against Colorado, his final team finished with an 11-19 record. The 19 losses tied for the most in school history.

With then-Director of Athletics Bill Byrne setting his sites on bringing NU basketball back to national prominence, he hired Barry Collier as the Cornhuskers' new coach on April 5, 2000. In Collier's first season with the Huskers, Nebraska finished with a 14-16 mark as Belcher returned to the lineup and earned second-team All-Big 12 Conference honors while finishing third in NCAA history for career steals with 353.

In Collier's fourth season, Nebraska ran to an 18-13 record and its first postseason bid in five years. Nebraska won its first two games in the 2004 NIT, including an exhilarating 71-70 road victory over in-state foe Creighton in the opening round. After a home-court victory over Niagara, the Huskers' season came to an end three days later in a valiant effort at Hawaii when NU came back from 17 points down at halftime to tie the game at the first media timeout of the second period before eventually falling by a point.

Nebraska struggled the following season but an influx of young talent helped the Huskers move forward. Freshman 6-11 center Aleks Maric made an immediate impact as he broke the NU freshman rebounds record and ranked in the rookie top 10 for blocked shots. Maric – the first Australian to ever play basketball for the Huskers – was a force in the paint as he tied the school freshman record for double-doubles. It was a sign of good things to come as he finished his four-year career ranked fifth all-time in scoring and was only the second Husker ever to record at least 1,000 career rebounds.

NU made its second postseason appearance in three years in 2006 before finishing with a 19-14 record. It was the most wins under Collier and the first time his Huskers won a game at the Big 12 Championship as NU reached the semifinals of the conference tourney for the first time since winning the Big Eight Tournament title in 1994.

Collier looked to have a solid base in place for 2006-07 before abruptly resigning in early August to take the position of athletic director at his alma mater, Butler University, ending his career at Nebraska with an 89-91 overall record.

The late opening posed little challenge for Nebraska as one week later, on Aug. 8, 2006, Kenneth "Doc" Sadler was introduced as the 26th head coach in program history. Sadler's forte on the defensive end helped the Huskers to three postseason appearances.

Nebraska finished first in the Big 12 and 18th nationally in scoring defense in 2007-08, allowing just 60.7 points per game. Sadler's specialty was highlighted again in 2008-09 as the Huskers proved it was no fluke, claiming another first-place defense in the league while ranking 22nd nationally by giving up just 60.4 points per contest. It was the second-lowest total in the Husker record book since 1951, giving Sadler-coached squads three of the top four Husker scoring defenses in the past half century. In 2010-11, Nebraska led the Big 12 for the third time in four seasons, allowing just 60.5 points per game and ranking seventh nationally in field goal defense (.389).

The Huskers' 20-13 record in 2007-08 included a 7-9 record in league play, after starting the Big 12 campaign with an 0-4 mark. In 2008-09, Sadler helped Nebraska continue its



Aleks Maric finished his career ranked fifth all-time in scoring and second in rebounding, becoming only the third player in Big 12 history to record at least 1,600 points and 1,000 rebounds in a career.

upward trend with eight league victories, marking NU's first .500 record in conference play in a decade. Nebraska's 2010-11 season was highlighted by wins over three ranked teams, including No. 3 Texas, as the victory over the Longhorns was marked the highest ranked team Nebraska had defeated since 1994.

The 2011-12 season began a new era for Nebraska basketball, as the Huskers joined the Big Ten Conference. That season also marked the opening of the Hendricks Training Complex, an 84,000-foot facility for the Husker basketball program which includes practice courts, locker room, team lounge, offices as well as strength and nutrition areas, giving Nebraska one of the best facilities in the nation.

In March of 2012, Nebraska moved in a different direction as Athletic Director Tom Osborne chose Tim Miles to run the basketball program. Miles guided a short-handed roster to 15 wins in his first season, including the program's first-ever Big Ten Tournament win, and has worked tirelessly to build Nebraska's basketball brand.

The 2013-14 season was a rebirth for the Husker program. Nebraska moved into the \$179 million dollar Pinnacle Bank Arena in downtown Lincoln in August of 2014 and presold the entire season six months before the opener. The Huskers flourished in their new home, going 15-1 including a win over ninth-ranked Wisconsin in front of a record crowd of 15,998. The Huskers went 19-13 on the season and earned their first NCAA appearance in 16 years. Terran Petteway earned consensus All-Big Ten honors while Miles was named Big Ten and National Coach of the Year after leading the Huskers to the NAAs following a 1-5 start in Big Ten play.

Since the opening of Pinnacle Bank Arena, Husker fans have been coming out in record numbers, as the program broke its attendance record for the second straight year in 2014-15. Nebraska averaged 15,569 fans per game to rank 10th nationally.



A crowd of nearly 2,500 were on hand to celebrate with the Huskers on their first NCAA berth since 1998.

ALL-TIME LETTERWINNERS

Note: Lettermen lists are not available for 1894, 1895, 1897, 1904 and 1906. The year listed is for the year in which the season ended. For example 1918 represents the 1917-18 season. Hometowns are listed, when available. If you have any updates or corrections, email them to sportsinfo@huskers.com.

A A A

Abraham, Moses, 2015.....Kano, Nigeria
Adkins, R.F., 1918
Akromis, Bernard, 1951.....Omaha, Neb.
Almeida, Andre, 2011-13.....Sao Paulo, Brazil
Alexander, Boyd Amberson, 1910...Superior, Neb.
Amen, Paul, 1936-37-38.....Lincoln, Neb.
Anderson, Chuck, 1980.....North Platte, Neb.
Anderson, Kenneth, 1947-49.....Creston, Iowa
Anderson, R.D., 1899
Anderson, R.R., 1900
Anderson, Ryan, 2007-08-09-10.....Seattle, Wash.
Anderson, W.E., 1899-1900
Andresen, Roy H., 1925-26-27....Bloomfield, Neb.
Antulov, Bob, 1964.....New York City, N.Y.
Artman, Allan, 1942-43-44.....Kearney, Neb.
Arwood, Jim, 1956-57-58.....Fostoria, Ohio
Augustine, Kevin, 2001.....Santa Ana, Calif.

B B B

Baack, Tom, 1966-67-68.....Ft. Wayne, Ind.
Babson, (no first name), 1901
Badgett, Terrance, 1993-94-95-96....Omaha, Neb.
Bailey, Russell M., 1919-20-21.....Carleton, Neb.
Bailous, Anthony, 1986-87.....Los Angeles, Calif.
Baker, Howard, 1935-36-37.....Grand Island, Neb.
Balham, Chris, 2007-08-09.....Kansas City, Kan.
Banks, Brian, 1976-77-78-79.....Hammond, Ind.

Bargen, Jed, 1988-89.....Lincoln, Neb.
Barger, Gerald, 1932.....Ashland, Neb.
Barry, Donald, 1946
Barth, Phil, 1960.....Omaha, Neb.
Beerkle, Wilmer J., 1924-25-26.....Omaha, Neb.
Beers, Frank R., 1905.....Osage, Neb.
Bekins, Melvin, 1920-21.....Omaha, Neb.
Belcher, Cookie, 1997-98-99-01.....Cooxie, Mo.
Belka, Robert, 1933.....Crete, Neb.
Bell, Dwight D., 1907-08-09.....Lincoln, Neb.
Bell, Paul T., 1905-07-08.....Lincoln, Neb.
Benedict, Maurice, 1903.....Lincoln, Neb.
Beranek, Drake, 2011.....Ravenna, Neb.
Berwald, Lance, 1980-81.....Minneapolis, Minn.
Best, Tom, 1993-94.....South Holland, Ill.
Black, Leo, 1924-25.....Grand Island, Neb.
Bloss, Dale, 1945.....Wayne, Neb.
Boeker, Justin, 2001-02.....Houston, Texas
Bohac, Adam, 2001-02-03-04.....Kimball, Neb.
Boich, Arnold, 1955.....Peoria, Ill.
Booker, Kenny, 2000.....Clarksdale, Miss.
Boone, Jaron, 1993-94-95-96...Salt Lake City, Utah
Bornschneggl, Larry, 1963-64.....Geneva, Neb.
Boswell, Hubert, 1932-33.....Lincoln, Neb.
Bottorf, John, 1942-43.....Lincoln, Neb.
Bowers, Bill, 1960-61-62.....Lincoln, Neb.
Bradford, Steffon, 2000-01.....Clewiston, Fla.
Branch, Nate, 1965-66-67.....Palo Alto, Calif.
Brand, Daniel, 1956.....Bellevue, Neb.
Brooks, Jim, 1969.....Akron, Ohio
Brooks, Melvin, 1994-95.....Elizabeth City, N.C.
Brothers, Ralph, 1896
Brown, Burton, 1943.....Lincoln, Neb.
Brown, Darren, 1986.....Detroit, Mich.
Brown, John, 1926-27-28.....Lincoln, Neb.
Brown, Joseph, 1946-47-48-50.....Nashville, Tenn.
Bryan, Tom, 1969-71.....Fort Recovery, Ohio
Buchanan, Demetrius, 1985.....South Bend, Ind.

Buchanan, Henry T., 1987-88.....Muncie, Ind.
Buchanan, James, 1950-51-52.....Ft. Wayne, Ind.
Buckendahl, Ross, 1999-2000-02...Battle Creek, Neb.
Buel, Duane, 1954-55-56.....Malcolm, Neb.
Burbach, Chad, 1997-98.....Columbus, Neb.
Burke, A.G., 1896
Burrus, Russell M., 1905-07-08.....Lincoln, Neb.
Buuck, A. Allen, 1960-61.....Ft. Wayne, Ind.

C C C

Cahill, John, 1959.....Dakota City, Neb.
Caldwell, James, 1977.....Cottonport, La.
Campbell, Henry W., 1916-17
Campbell, Willie, 1965-66-67.....Seattle, Wash.
Carman, Frank D., 1921-22.....Minden, Neb.
Carr, Brian, 1984-85-86-87.....Muncie, Ind.
Carrier, Sam, 1911-12-13.....Omaha, Neb.
Cassidy, Fred, 1943.....Lincoln, Neb.
Caulbe, Ken, 1968-69-70.....Midland, Texas
Cebrun, Harold, 1964.....Houston, Texas
Cech, Henry, 1948-49-50.....Berwyn, Ill.
Cerv, Bob, 1947-48-49-50.....Weston, Neb.
Chalk, Leroy, 1970-70-71.....Big Sandy, Texas
Chambers, Phil, 1975.....Denver, Colo.
Chandler, Derrick, 1992-93.....Mitchellville, Md.
Chesnut, Ben, 2001.....Omaha, Neb.
Christine, Cal, 1971-72-73.....Sterling, Neb.
Chubick, Bruce, 1991-92-93-94.....Atkinson, Neb.
Clemmons, Brennon, 2002-03.....Indianapolis, Ind.
Cloudy, Stan, 1983-84.....Center, Texas
Coard, Eric, 1975-76-77.....Washington, D.C.
Cochran, Cary, 1999-2000-01-02....Minden, Iowa
Coker, Fred, 1974.....Redondo Beach, Calif.
Collins, J.C., 1917
Collins, Ray, 1979-80-81-82.....Chicago, Ill.
Conklin, Brian, 2001-02-03-04.....Hubbard, Ohio
Conklin, Leonard N., 1931.....Minatere, Neb.
Cook, Thomas, 1946.....Culver, Ind.
Coppel, Leland, 1932-33-34.....Rosalia, Neb.
Cortelyou, Spencer, 1899-1900-01-02...Omaha, Neb.
Coulaf, Norman, 1955-56.....David City, Neb.
Cox, Larry, 1974-75-76.....Denver, Colo.
Cox, Rodney, 1947-48-49.....Lincoln, Neb.
Cozier, Kenneth J., 1923-24.....Aurora, Neb.
Cresswell, Chris, 1990-91-92.....Merced, Calif.
Cunningham, Bill, 1979.....Ft. Wayne, Ind.
Curran, Sammy, 1980.....Liberal, Kan.

D D D

Dagunduro, Ade, 2008-09.....Inglewood, Calif.
Damm, Jim, 1966-67-68.....Bellflower, Calif.
Davey, G. Seldon, 1930-31.....Lincoln, Neb.
Davison, Charles Minot, 1931-32.....Lincoln, Neb.
Davison, Matt, 2000.....Tecumseh, Neb.
Day, Bernard, 1986-87.....Washington, D.C.
Despot, Srebrenko, 1978.....Zagreb, Yugoslavia
Dewitz, Rufus, 1924.....Stanton, Neb.
Diaz, Jorge Brian, 2010-11-12.....Caguas, Puerto Rico
Dock, Titus, 1984.....Perkins, Ga.
Doebelle, Dudley, 1956-57.....Elmwood, Neb.
Dohrmann, Elmer, 1936-37-38...Staplehurst, Neb.
Dolezal, Eric, 1989.....La Porte, Ind.
Dourisseau, Jason, 2003-04-05-06...Omaha, Neb.
Downing, Greg, 1980-81-82-83.....Duluth, Minn.
Drevo, Andrew, 2003-04.....Lincoln, Neb.
Dworak, Thomas, 1944.....Lincoln, Neb.

E E E

Ebaugh, Floyd, 1936-37-38.....Superior, Neb.
Eckelman, Eric, 1979.....Muncie, Ind.
Edwards, Alonzo, 2009.....Houston, Texas
Ekstrom, Fred, 1924-25-26.....Newman Grove, Neb.
Ekwall, Rex, 1955-56-57.....Holmesville, Neb.
Eldridge, Bruce, 1918.....Omaha, Neb.
Elliott, Newell J., 1903.....Beatrice, Neb.
Elliott, Robert, 1937-38-39.....West Point, Neb.
Elliott, Thomas, 1926-27-28.....West Point, Neb.

Elson, Kenneth, 1942-43.....North Platte, Neb.
Empkey, Frank, 1966-67.....Omaha, Neb.
Enright, Mark, 1974.....Cedar Rapids, Iowa
Enright, Roy, 2003.....Omaha, Neb.
Erwin, Steve, 1973-74-75.....Laurel, Neb.
Extrom, LeGrant, 1952.....Holdrege, Neb.

F F F


Fagler, Willard, 1952-53-54-55.....Harvard, Neb.
Farmer, Tony, 1991.....Los Angeles, Calif.
Ferguson, J. Malcolm, 1903.....Aurora, Neb.
Ffriend, Kimani, 2000-01.....Kingston, Jamaica
Fields, Rodney, 2000-01.....Tampa, Fla.
Fisher, Morris, 1929-30-31.....Lincoln, Neb.
Fitz, Don, 1939-40-41.....Lincoln, Neb.
Fitzgibbon, John, 1941-42-43.....Tobias, Neb.
Fitzpatrick, Wilson, 1958.....Marshall, Mo.
Florence, Larry, 1997-98-99-2000...Phenix City, Ala.
Flothow, Paul, 1917.....Omaha, Neb.
Flynn, W.H., 1917
Ford, Kedrick, 2001-02.....Macon, Ga.
Fort, Jerry, 1973-74-75-76.....Chicago, Ill.
Fox, Mike, 2010-11-12.....Beatrice, Neb.
Frank, Owen, A., 1911-12.....Grand Island, Neb.
Fredstrom, Paul, 1952-53.....Lincoln, Neb.

G G G

Gallegos, Ray, 2010-11-13-14....Salt Lake City, Utah
Galter, Morris, 1944.....Lincoln, Neb.
Gardner, Charles H., 1916
Gardner, J., 1916
Garner, Bernard, 1996-97.....Many, La.
Gates, Bob, 1950.....Lincoln, Neb.
Gerelick, Phillip, 1926-27.....Omaha, Neb.
Gerhart, Harold, 1918.....Newman Grove, Neb.
Getter, Lewis, 1990.....Columbus, Ohio
Gibson, James P., 1911-12.....Holdrege, Neb.
Gillilan, Charles, 1919.....Hardy, Neb.
Gillreath, Ivan, 1981.....Omaha, Neb.
Glock, Jason, 1992-94-95-96.....Wahoo, Neb.
Goetze, Hartmann, 1940-41-42....St. Joseph, Mo.
Gohde, George H., 1928.....Lincoln, Neb.
Good, Joseph, 1951-52-53.....Lincoln, Neb.
Goodson, Orr, 1924-25.....Lincoln, Neb.
Grace, Harvey, 1928-29-30.....Masco, Neb.
Gratopp, Bob, 1968-69-70.....Geneva, Neb.
Graves, Allen, 1958.....Lincoln, Neb.
Gregory, Amos, 1993.....Nashville, Tenn.
Gregory, Tom, 1971-72.....Fullerton, Calif.
Gribble, George, 1942.....Greenwood, Neb.
Grimm, Lloyd, 1937-38-39.....Omaha, Neb.
Grupe, Ivan, 1961-62-63.....Byron, Neb.
Gutleben, J.S., 1896

H H H

Hagensick, Edmund H., 1902-03-04-05.....Lincoln, Neb.
Hagensick, Harry E., 1902.....Lincoln, Neb.
Hahn, Robert, 1945.....Fremont, Neb.
Hale, Leland, 1935-36-37.....Lincoln, Neb.
Hammond, Jake, 2015.....Comanche, Okla.
Hamilton, Venson, 1996-97-98-99...Forest City, N.C.
Hankins-Cole, Quincy, 2010.....Roosevelt, N.Y.
Hanzlik, M., 1912-14
Hare, Fred, 1965-66.....Omaha, Neb.
Hare, Jerry, 1954.....Grand Island, Neb.
Harley, Steve, 2008-09.....Temple Hills, Md.
Harriman, Brant, 1998.....Mason City, Iowa
Harris, Lee, 1972.....Omaha, Neb.
Harris, Rickey, 1974-75-76-77.....Denver, Colo.
Harry, Robert, 1958-59-60.....York, Neb.
Hartley, Harold S., 1921.....Harvard, Neb.
Haskell, Ross K., 1912-13-14
Hassler, Francis, 1943.....McCook, Neb.
Hawkins, Earl, 1913-14-15.....Oshkosh, Wis.
Hawkins, Nathan, 2014.....Garland, Texas
Hay, John, 1940-41.....Lincoln, Neb.
Hayes, Carl, 1990-91-92.....Chicago, Ill.



Floyd Ebaugh helped the Huskers win the 1936 Big Six Conference title and was a three-year performer for Nebraska from 1936 to 1938.

Hecox, Fred, 1945-46..... Cozad, Neb.
Hedberg, Curt, 1975-77-78-79Lincoln, Neb.
Heimos, Dan, 2002-03 Waterloo, Ill.
Heinzelman, Robert, 1942-43..... Falls City, Neb.
Held, Sidney, 1940-41-42.....Lincoln, Neb.
Henrion, Walter, 1932-33..... Wichita, Kan.
Henry, Sek, 2007-08-09-10 Los Angeles, Calif.
Hester, Wayne, 1958-59-60Lincoln, Neb.
Hewitt, Irenaues P., 1902-03Lincoln, Neb.
Hilliard Jr., Corey, 2012 Kansas City, Mo.
Hiltner, Arthur H., 1910-11-12.....Lincoln, Neb.
Hiltner, Walter G., 1903.....Lincoln, Neb.
Hinckley, Ryan, 1997.....Pocatello, Idaho
Hoar, J.W., 1903-05-07..... Lyons, Neb.
Hoemann, Vic, 1945Newell, Iowa
Hoffman, J.F., 1991-92.....Cambridge, Neb.
Hokuf, Stephen, 1930-31-33..... Crete, Neb.
Holder, Allen, 1976-77..... Las Vegas, Nev.
Holley, Myles, 2010Norfolk, Va.
Hollins, Kenneth, 1944-45Valley, Neb.
Holm, Elmer, 1927-28-29..... Omaha, Neb.
Holmes, Joe, 1999Seat Pleasant, Md.
Hoppen, Dave, 1983-84-85-86 Omaha, Neb.
Howard, Terry, 1957Elkhorn, Neb.
Howard, Warren, 1914 Omaha, Neb.
Hubka, Ernest, 1918Virginia, Neb.
Huge, Jim, 1961-63.....Holdrege, Neb.
Hugg, Ed, 1914-15-16.....Cambridge, Neb.
Hughes, Brett, 1982-83Waterloo, Ind.
Hughes, Michael, 1992.....Peoria, Ill.
Hussey, John W., 1920Cambridge, Neb.
Hutchinson, W.C., 1910-11Lincoln, Neb.
Hyde, Leslie E., 1913.....Lincoln, Neb.

III

Ideus, Chad, 1996.....Adams, Neb.
Ingersoll, Arthur E., 1909-10.....Tescumseh, Neb.

JJJ

Jackman, Bill, 1985-86-87..... Grant, Neb.
Jackson, Don, 1973Chatsworth, Calif.
Jackson, Jack, 1939..... Omaha, Neb.
Jackson, Stanley, 1977 Las Vegas, Nev.
Jackson, Wm. Carl, 19 18-19.....Lincoln, Neb.
Jaeger, Chad, 1994..... Lexington, Neb.
Jensen, Clifford, 1930 Omaha, Neb.
Jeter, Lance, 2010-11..... Beaver Falls, Pa.
Johnette, Michael, 1997-98..... Omaha, Neb.
Johnson, Bill, 1987-88 Plainview, Neb.
Johnson, Chad, 1998-99 Monticello, Fla.
Johnson, Eric, 1988-89 Brooklyn, N.Y.
Johnson, Handy, 1982-83 Chicago, Ill.
Johnson, Jamar, 1992-93-94..... Elkhart, Ind.
Johnson, Lenard, 1982-83 Kirkwood, Mo.
Johnson, Nate, 2003-04..... Kansas City, Kan.
Johnson, William, 1952-53-54..... Lincoln, Neb.
Jones, Charles, 1962-63-64 Washington, D.C.
Jones, Eshaunte, 2010-11..... Fort Wayne, Ind.
Jones, Wilbur A., 1910 Omaha, Neb.
Jungmeier, Walter, 1920Lincoln, Neb.
Jungmeier, Wesley, 1920Lincoln, Neb.
Jura, Chuck, 1970-71-72.....Schuyler, Neb.

KKK

Kacer, Oldyn, 1919..... Crete, Neb.
Karn, Matt, 2010-11Philipot, Ky.
King, Lyle, 1940-41-42Lincoln, Neb.
King, Rich, 1988-89-90-91 Omaha, Neb.
Kipper, Paul, 1951.....Lincoln, Neb.
Kirfin, Albert, 1947..... Havelock, Neb.
Klepser, Merritt J., 1923-25-27 Omaha, Neb.
Knutzen, Owen, 1943 Cedar Bluffs, Neb.
Koca, Todd, 1988-89..... Papillion, Neb.
Koehler, John P., 1901-02.....
Koenig, Robert, 1945.....Yankton, S.D.
Kohl, Adam, 1922 Hastings, Neb.
Korte, Robert, 1946Fairbury, Neb.

Kortus, Joel, 1963-64-65.....Lincoln, Neb.
Koster, George, 1931-32.....Lincoln, Neb.
Kovanda, William, 1937-38-39 Elk Creek, Neb.
Kowalke, James, 1959-60-61 Sioux City, Iowa
Krake, Lee S., 1905-07West Point, Neb.
Krall, Robert, 1928-29.....Grand Island, Neb.
Krenk, Nick, 2007-08-09 Nebraska City, Neb.
Kubacki, Jim, 1956-57-58..... Toledo, Ohio
Kuhlman, Elza, 1944
Kurkowski, Kye, 2012-13-15 Grant, Neb.

LLL

Lantz, Stuart, 1966-67-68 Uniontown, Pa.
Lawry, Anton, 1947-48-49-50..... Omaha, Neb.
Lawson, Wm. Vinton, 1926..... Omaha, Neb.
Leacox, Robert, 1935-36.....Shenandoah, Iowa
Lebsack, Gayle, 1946-47Lincoln, Neb.
Ledsoe, Jim, 2006..... Severna Park, Md.
Lee, Brendy, 1972-73-74..... Brush, Colo.
Leitner, Roger, 1967-68.....McCook, Neb.
Lenser, Kurt, 1932.....Hildreth, Neb.
LeRossignol, Curt, 1971-72Lincoln, Neb.
Letts, Madison, 1932St. Joseph, Mo.
Lewandowski, Adolph J., 1928-29-30. Chicago, Ill.
Lively, Kelly, 1989-90-91Torrington, Wyo.
Livingston, Dale, 1946 Hastings, Neb.
Livingston, Leslie, 1940-41-42
Loder, Dwight, 1934..... Waverly, Neb.
Logan, Chris, 1985-86..... Natchez, Miss.
Lue, Tyronn, 1996-97-98Mexico, Mo.
Lundholm, William, 1959 Mt. Morris, Ill.
Lunney, Kenneth, 1932-33-34 York, Neb.

MMM

MacFarlane, Dave, 1980 Plattsmouth, Neb.
MacLay, Donald, 1929-30-31..... Auburn, Neb.
Malecek, Joseph, 1949-50..... Osage, Iowa
Mann, Kyle, 1998..... Omaha, Neb.
Manning, Pete, 1988-89..... Trenton, N.J.
Maric, Aleks, 2005-06-07-08 Sydney, Australia
Markowski, Andy, 1996-97-98-99..... Ord, Neb.
Marks, Kyle, 2006-07 Riviera Beach, Fla.
Marquiss, Warren, 1943 Omaha, Neb.
Marsh, Ricky, 1973-74New York, N.Y.
Marshall, Harvey, 1985-86..... Jackson, Tenn.
Martin, Sam, 1968-69-70 Pawnee City, Neb.
Martin, Val, 1976..... South Bend, Ind.
Martz, Mike, 1984-85-86-87.....Beatrice, Neb.
Mason, Paul, 1932-33-34 Omaha, Neb.
Matson, Charles E., 1896..... Wisner, Neb.
Matzke, John, 1982-84-85-86.....Lincoln, Neb.
Matzke, Stan, 1952-53-54-55Lincoln, Neb.
Mauch, Arthur, 1931-32 Bassett, Neb.
Maxey Sr., Al, 1959-60 Indianapolis, Ind.
McCarty, Marques, 2002-03..... Sugarland, Texas
McCray, Joe, 2005.....Fort Lauderdale, Fla.
McCray, Toney, 2009-11-12 Missouri City, Texas
McDonald, Paul, 1977 Chisholm, Minn.
McPipe, Carl, 1976-77-78-79..... Hammond, Ind.
McVicker, Mark, 1977-78-79-80..... Hastings, Neb.
Menke, Trevor, 2012-13-14-15Beatrice, Neb.
Mercier, Bob, 1951Lincoln, Neb.
Mielenz, Frank, 1926 Stanton, Neb.
Miller, Cookie, 2008-09Charleston, W.V.
Mitchell, Alvin, 1997 Omaha, Neb.
Moller, Cliff, 1969New York, N.Y.
Moody, Keith, 1990-91 Herndon, Va.
Moore, Bob, 1978-79 Pittsburgh, Pa.
Moore, Curtis, 1984-85 Mount Vernon, N.Y.
Moore, Jack, 1979-80-81-82..... Muncie, Ind.
Moore, James, 1984 Omaha, Neb.
Moore, Josiah, 2012Norcross, Ga.
Moore, M.S., 1899
Moore, Mikki, 1994-95-96-97 Gaffney, S.C.
Morrill, (no first name), 1912
Morrison, C.C., 1899



Bill Jackman totaled 500 points, 418 rebounds and 101 assists in his three-year Husker career.

Morrison, C.E., 1896
Moser, W.A., 1905-07
Mossier, Cornelius, 1948 Cambridge, Ohio
Muhleisen, Jake, 2002-03-04-05Lincoln, Neb.
Mulvaney, Charles, 1946 Omaha, Neb.
Munger, Glen, 1922Columbus, Neb.
Munn, Glen B., 1929.....Lincoln, Neb.
Munn, Glenn, 1928.....Lincoln, Neb.
Munn, Monte, 1920-21.....Lincoln, Neb.
Munson, Bob, 1971Bradford, Vt.
Myers, C.B., 1914-15
Myrthil, Gerard, 1978-79.....New York, N.Y.

NNN

Naderer, Mike, 1978-79-80-81 Scottsdale, Ariz.
Nagl, (no first name), 1912
Nannen, Lyle, 1956-57Syracuse, Neb.
Nannen, Neil, 1962-63-64Syracuse, Neb.
Neal Jr., Marcus, 2004-05 Annapolis, Md.
Nelson, Ben, 2007-08-09-10.....Atwater, Minn.
Nelson, Douglas, 1944 Wausa, Neb.
Nelson, H., 1916-17
Nelson, Lawrence, 1936Curtis, Neb.
Nelson, Leif, 1996.....Riverside, Calif.
Neubert, Keith, 1984-86-87..... Fort Atkinson, Wis.
Newman, Richard, 1919-20-21.....Columbus, Neb.
Newton, Bernard A., 1903..... Beaver City, Neb.
Nielsen, R., 1901
Niemann, Christopher, 2011-12
..... Kuhlungsborn, Germany
Nissen, Al, 1970-71-72 Miller, S.D.
Novak, Terry, 1975-77-78Lincoln, Neb.
Novak, Tom, 1972-73-74Lincoln, Neb.

OOO

Olson, Carl, 1928-29Lincoln, Neb.
Othmer, Kenneth, 1927-28 Omaha, Neb.
Owen, L.R., 1911
Owens, Dapreis, 1989-90-91-92... Mansfield, Ohio

PPP

Page, Theodore, 1927..... Crete, Neb.
Parker, Benny, 2013-14-15..... Kansas City, Kan.
Parsons, Robert, 1936-37-38.....Lincoln, Neb.
Parsons, Rollin, 1933-34-35Lincoln, Neb.
Parsons, Ronald, 1957 Cleveland, Ohio

Patty, Jesse, 1919-20 Omaha, Neb.
Pearson, Brice, 1965San Mateo, Calif.
Peltz, Mike, 2013-14..... Alliance, Neb.
Perry, Harry O., 1908-09-10.....Lincoln, Neb.
Perry, Marcus, 2006-07Anniston, Ala.
Peterson, Arthur, 1945Millard, Neb.
Peterson, Mike, 1970-71-72 Omaha, Neb.
Petrashek, G.L., 1909-10.....Humboldt, Neb.
Petsch, Daryl, 1962-63-64 Marysville, Kan.
Petteway, Terran, 2014-15 Galveston, Texas
Phifer, Ryan, 1997-98..... North Platte, Neb.
Phillips, Albert, 1918Beatrice, Neb.
Phipps, Hansel, 1931Whitman, Neb.
Piatkowski, Eric, 1991-92-93-94Rapid City, S.D.
Piatkowski, Troy, 1997-98-99Rapid City, S.D.
Pickett, John, 1919-20Scottsbluff, Neb.
Pierce, Robert, 1949-50-51Lincoln, Neb.
Pillsbury, Melville P., 1899-1902.....Lincoln, Neb.
Ping, Shang, 2008Haerbin, China
Pitcaithley, Harry, 1939-40Lincoln, Neb.
Pitchford, Walter, 2014-15 Grand Rapids, Mich.
Placek, Emil E., 1896 Wahoo, Neb.
Ploetz, John, 1978 Shorewood, Wis.
Ponce, David, 1983-84..... San Jose, Calif.
Poynter, Floyd, 1920
Puelz, Dennie, 1962-63.....Lincoln, Neb.

RRR

Ramos, Jose, 1991Miami, Fla.
Randall, Albert, 1939-40-41 Omaha, Neb.
Raymond, Isaac P., 1902
Reckeweg, Kent, 1973-74-75Lincoln, Neb.
Reid, Beau, 1988-89-90-91 Lancaster, Ohio
Reimers, Gary, 1956-57-58Millard, Neb.
Reiners, Al, 1966..... Hastings, Neb.
Rekeweg, Jeff, 1987-88Kendallville, Ind.
Renfro, Claude, 1981-82-83 Winslow, Ariz.
Renzelman, Gary, 1953-54-55 Scottsbluff, Neb.
Retherford, Claude, 1947-48-49...French Lick, Ind.
Reynolds, Harry Burch, 1919Lincoln, Neb.
Reynolds, James, 2004 Los Angeles, Calif.
Richardson Jr., Charles, 2004-05-06-07 ... Maywood, Ill.
Richardson, Brandon, 2009-10-11-12..... Los Angeles, Calif.
Richardson, Ray, 1989-90South Bend, Ind.
Riddell, Ted, 1917Beatrice, Neb.
Riddlesbarger, William P., 1922-23Iowa City, Iowa

ALL-TIME LETTERWINNERS



Clifford Scales helped the Huskers set a school record with 26 wins during the 1990-91 season. Scales averaged 10.2 points per game, as he was one of five Huskers who averaged double figures.

Riehl, Tony, 1971-72-73 Louisville, Ky.
 Ritchie, Max, 2013 Nebraska City, Neb.
 Rivers, David, 2012-13-14-15 Little Rock, Ark.
 Robinson II, John, 2001-02 Channelview, Texas
 Robinson, Magnus, 1946 Norfolk, Neb.
 Rooney, Patrick, 1944 Brownville, Neb.
 Roots, Al, 1960-61 Kansas City, Kan.
 Roy, William, 1955 Berwyn, Ill.
 Russell, Robert C., 1920-22 Washington, D.C.
 Russell, Thomas R., 1961-62 Independence, Kan.
 Rutherford, Richard B., 1914-15-16 Beatrice, Neb.

SSS

Sallee, Chris, 1995-96 Scottsdale, Ariz.
 Salomon, Cole, 2008-09 Omaha, Neb.
 Sandbulte, Gerald, 1952-53 Sioux Center, Iowa
 Sandstedt, James, 1946 Omaha, Neb.
 Sauer, George, 1932-33 Lincoln, Neb.
 Scales, Clifford, 1988-89-90-91 Maywood, Ill.
 Scantlebury, Tom, 1968-69-70 Oakland, Calif.
 Scarlett, Trent, 1982-83 Las Vegas, Nev.
 Schleiger, Richard, 1947-48-49 Omaha, Neb.
 Schliep, Bronsen, 2003-04-05-06 Fairfield, Neb.
 Schmidt, A., 1908-09
 Schmidt, August C., 1909-10 Lincoln, Neb.
 Schneider, Leo, 1946 Rock Island, Ill.
 Schwindt, Andy, 1997 Palos Verdes, Calif.
 Sealer, Joel, 1985-86-87 Omaha, Neb.
 Seger, Fred, 1952-53-54 Omaha, Neb.
 Shaver, Dan, 1966-67 La Crecenta, Calif.
 Schellenberg, Elmer, 1918-19-20 Beatrice, Neb.
 Shields, Paul, 1915-16 Omaha, Neb.
 Shields, Paul, 1947-48 Monrovia, Ind.
 Shields, Shavon, 2013-14-15 Olathe, Kan.
 Shipwright, Richard, 1959 Pender, Neb.
 Shoecraft, Jerry, 1979-80-81-82 Muncie, Ind.
 Siegel, Bob, 1974-75-76-77 Fairbury, Neb.
 Simmons, Grant, 1964-65-66 Omaha, Neb.
 Simmons, Ron, 1966-67-68 Sumner, Neb.
 Simms, Corey, 2002-03-04-05 St. Louis, Mo.
 Sladovnic, Charles, 1962 Omaha, Neb.
 Smaha, Clark, 1925-26-27 Ravenna, Neb.
 Smidt, Don, 1956-57-58 Helena, Mont.
 Smith, Andre, 1978-79-80-81 Chicago, Ill.
 Smith, Austin H., 1920-21-22

Smith, Charles L., 1954-55-56 Anderson, Ind.
 Smith, H.B., 1899
 Smith, Leslee, 2014-15 Long Look, British Virgin Islands
 Smith, Mike, 2007 Bronx, N.Y.
 Smith, Richard, 1988 Chicago, Ill.
 Smith, Ronnie, 1984-85 Galveston, Texas
 Smith, Tarin, 2015 Ocean Township, N.J.
 Smith, Terry, 1982-83 Moberly, Mo.
 Smith, Todd, 1999 Milledgeville, Ga.
 Snyder, James, 1951 Winchester, Ind.
 Sorensen, Harry, 1934-35-37 Hardy, Neb.
 Spear, John, 1922 Genoa, Neb.
 Spear, Wallace, 1918-19 Genoa, Neb.
 Spears, Jerry, 1964-65 Columbus, Ohio
 Spencer, Bo, 2012 Baton Rouge, La.
 Sprague, Leon, 1926 York, Neb.
 Srb, Richard, 1947-48-49 Lincoln, Neb.
 Standhardinger, Christian, 2010 Munich, Germany
 Stange, Drew, 1981-82 Lincoln, Neb.
 Stebbins, (no first name), 1900
 Stegall, Shuan, 2004 Stone Mountain, Ga.
 Steinbrook, Lee, 1995 Columbus, Neb.
 Stewart, Marvin, 1969-70-71 Chicago, Ill.
 Stipsky, Ed, 1931 Hooper, Neb.
 Stone, Charles, 1967 Oakland, Calif.
 Story, C.M., 1899
 Strahan, James, 1945 Wayne, Neb.
 Strickland, Erick, 1993-94-95-96 Bellevue, Neb.
 Stromer, Byron W., 1918 Hanover, Neb.
 Strowbridge, Jay-R, 2007-08 Ardmore, Ala.
 Stryker, Frank H, 1912-13 Omaha, Neb.
 Surlis, Chester, 1995-96 Saginaw, Mich.
 Svehla, Matt, 1988-89 Clarkson, Neb.
 Swank, George, 1959 Mansfield, Ohio
 Swett, Rex, 1960-61-62 Huron, S.D.

TTT

Talley, Dylan, 2012-13 Camden, N.J.
 Tallman, Frank, 1938-39-40 Creston, Iowa
 Tangeman, Robert, 1944 Gretna, Neb.
 Taylor, Ron, 1974-75 Midland, Texas
 Theisen, Ralph, 1916 West Point, Neb.
 Therien, Robert, 1939-40 Lincoln, Neb.
 Thom, Jim, 1956 Lincoln, Neb.
 Thomas, (no first name), 1901

Thomas, Dwight P., 1918 Lincoln, Neb.
 Thomas, Grant, 1938-39 Kearney, Neb.
 Thomas, Ryan, 2000-01 St. Joseph, Mich.
 Thomas, Wilson, 2001-02 Omaha, Neb.
 Thompson, John, 1941-42-43 Lincoln, Neb.
 Thornton, Marcus, 2001 Rochester, N.Y.
 Tipton, Milo, 1923-24-25 Tabor, Iowa
 Torrens, Lee, 1969-70 Bellevue, Neb.
 Truscott, Louis, 1999-2000 Houston, Texas
 Turek, John, 2002-03-04-05 Council Bluffs, Iowa
 Turner, Herschell, 1958-59-60 Indianapolis, Ind.
 Tyrance, Jordan, 2012-13 Lincoln, Neb.

UUU

Ubel, Brandon, 2010-11-12-13 Overland Park, Kan.
 Underwood, Clinton, 1912-13 Omaha, Neb.
 Usher, Willard O., 1923-24-25 Omaha, Neb.

VVV

Vacanti, Charles, 1940 Omaha, Neb.
 Van Poelgeest, Richard, 1987-88-89-90 Ryswijk, Netherlands
 Vance, Deak, 1986 Muncie, Ind.
 Velandier, Paul, 2007-08-09 Blacksburg, Va.
 Vick, Derrick, 1987-88 Chicago, Ill.
 Vincent, William, 1962-63 Omaha, Neb.
 Volz, Mathias G., 1923-24-25 Omaha, Neb.
 Von Seggern, Dale, 1968-69-70 Orchard, Neb.
 Vucetic, Sergej, 2013-14 Vrbas, Serbia

WWW

Wagner, Robert, 1967-68 Erie, Pa.
 Wahlquist, George, 1933-35-36 Hastings, Neb.
 Wald, Tom, 1995-96 Brooklyn Park, Minn.
 Walin, Elmer, 1961 Lincoln, Neb.
 Walker, B.J., 2006 Cincinnati, Ohio
 Walker, Caleb, 2011-12 Hutchinson, Kan.
 Walker, Danny, 2000 Los Angeles, Calif.
 Walker, G.E., 1899
 Walker, Marcus, 2006 Kansas City, Mo.
 Wall, Jan, 1960-61 Lincoln, Neb.
 Walsh, Larry, 1950 Ponca, Neb.

Walsh, Walter W., 1907-08-09 Lincoln, Neb.
 Walton, Kenny, 1981-82-83 Indianapolis, Ind.
 Wampler, Lloyd, 1936 Dorchester, Neb.
 Ward, Harrison, 1951 Plainfield, Ind.
 Warfield, G.A., 1896
 Warren, (no first name), 1901
 Warren, Glen, 1921-22-23 Lincoln, Neb.
 Waterman, R.L., 1900
 Watters, F.E., 1911
 Watts, Randy, 1971-72 Richmond, Ky.
 Webb, Coley, 1964-65-66 Elkhart, Ind.
 Weber, Don, 1952-53-54 Estherville, Iowa
 Webster, Tai, 2014-15 Auckland, New Zealand
 Wells, William, 1954-57 West Baden, Ind.
 Werner, Alton, 1937-38-39 Kansas City, Mo.

Wertz, L.E., 1917
 West, Tim, 1980 Urbana, Mo.
 Whitaker, Henry, 1934-35-36 St. Joseph, Mo.
 White, Anthony, 1984-85 Wichita, Kan.
 White, Jamel, 2006 Brooklyn, N.Y.
 Whitehead, Milton, 1948-49-50 Scottsbluff, Neb.
 Wicklund, Andrew, 2008 Colorado Springs, Colo.
 Widman, Harvey, 1934-35-36 Mead, Neb.
 Wilbrand, Tony, 2003-04-05-06 Alliance, Neb.
 Wilkinson, Wes, 2003-04-05-06 Grand Island, Neb.
 Williams, Eric, 1980-81-83-84 South Bend, Ind.
 Williams, Rodney, 1998 Houston, Texas
 Willis, Stephen, 1975-76 Indianapolis, Ind.
 Wilnes, Norman, 1950-51 North Platte, Neb.
 Wilson, Dow, 1938 Dow City, Iowa
 Wischmeier, B. Scott, 1932 Turkey Creek, Neb.
 Witte, Willard, 1928-29-30 Lincoln, Neb.
 Wood, Wilbur S., 1908-09-10 Lincoln, Neb.
 Woolridge, Andre, 1993 Omaha, Neb.
 Wortmann, Craig, 1999-2000 Hartington, Neb.
 Wright, Earl, 1963-64 Lincoln, Neb.
 Wyant, Harlan, 1924 Newman Grove, Neb.

YYY

Yaffee, Irvin, 1939-40 Omaha, Neb.
 Yates, James, 1961-64 Randolph, Iowa
 Young, Max, 1941-42-43 Lincoln, Neb.



Grand Island native Wes Wilkinson led the Huskers with 11.9 points and averaged 6.2 rebounds and 1.9 blocks per game as a senior in 2005-06 to help the Huskers reach the NIT.

HUSKER AWARD WINNERS

ALL-AMERICANS (8)

1913 Sam Carrier, Guard
 1931 Don Maclay, Center
 1933 Steve Hokuf, Guard
 1936 George Wahlquist, Guard
 1937 Robert Parsons, Guard
 1952 James Buchanan, Guard
 1959 Herschell Turner, Guard
 1978 Carl McPipe, Center

ALL-CONFERENCE (43)

Missouri Valley (10)

1909 W.W. Walsh, Forward
 1910 H.O. Perry, Forward
 1911 J.P. Gibson, Forward
 O.A. Frank, Guard
 1913 Ross Haskell, Forward
 Sam Carrier, Guard
 1919 Carl Jackson, Forward
 1925 Orr Goodson, Center
 Mathias "Mutt" Volz, Guard
 1927 Clark Smaha, Forward

Big Six (8)

1930 Don Maclay, Center
 1931 Steve Hokuf, Guard
 1933 Steve Hokuf, Guard
 1936 George Wahlquist, Forward
 1937 Robert Parsons, Guard
 1938 Robert Parsons, Guard
 1941 Sid Held, Guard
 Don Fitz, Guard

Big Seven (4)

1949 Claude Retherford, Guard
 Milton "Bus" Whitehead, Forward
 1950 Milton "Bus" Whitehead, Forward
 1952 James Buchanan, Guard

Big Eight (18)

1960 Herschell Turner, Guard

1966 Grant Simmons, Guard
 1967 Stuart Lantz, Guard
 1968 Stuart Lantz, Guard
 1971 Marvin Stewart, Guard
 1972 Chuck Jura, Center
 1974 Jerry Fort, Guard
 1975 Jerry Fort, Guard
 1976 Jerry Fort, Guard
 1978 Brian Banks, Guard
 1980 Andre Smith, Center
 1981 Andre Smith, Center
 1982 Jack Moore, Guard
 1984 Dave Hoppen, Center
 1985 Dave Hoppen, Center
 1986 Dave Hoppen, Center
 1993 Eric Piatkowski, Guard
 1994 Eric Piatkowski, Guard

Big 12 (3)

1998 Tyronn Lue, Guard
 1999 Venson Hamilton, Center
 2008 Aleks Maric, Center

Big Ten (1)

2014 Terran Petteway, Guard

JIM PHELAN NATIONAL COACH OF THE YEAR (1)

2014 Tim Miles

CONFERENCE COACH OF THE YEAR (7)

Big Eight (6)

1966 Joe Cipriano (AP)
 1978 Joe Cipriano (UPI)
 1980 Moe Iba (AP/UPI)
 Joe Cipriano (UPI)
 1981 Moe Iba (UPI)
 1991 Danny Nee (AP/UPI)

Big Ten (1)

2014 Tim Miles (Coaches)

CONFERENCE PLAYER OF THE YEAR (2)

Big Eight (1)

1981 Andre Smith (AP/UPI)

Big 12 (1)

1999 Venson Hamilton (AP/Coaches)

BIG EIGHT FRESHMAN OF THE YEAR (1)

1993 Erick Strickland (AP/Coaches)

OLYMPIANS (2)

2012 Aleks Maric, Center (Australia)
 2012 Ade Dagunduro, Guard (Nigeria)

WORLD UNIVERSITY GAMES (2)

1985 Dave Hoppen, Center (Silver)
 1993 Eric Piatkowski, Guard (Gold)

FIBA WORLD CUP (3)

1954 Bill Johnson, Forward (U.S., Gold)
 2014 Tai Webster, Guard (New Zealand)
 2014 Jorge Brian Diaz, Center (Puerto Rico)

22 & UNDER WORLD CHAMPIONSHIPS (1)

1997 Tyronn Lue, Guard (U.S., Fifth)

21 & UNDER WORLD CHAMPIONSHIPS (1)

2005 Aleks Maric, Center (Australia, Fourth)

U.S. OLYMPIC FESTIVAL (3)

1983 Dave Hoppen, Center (Bronze)
 Moe Iba, Coach, North (Bronze)
 1991 Eric Piatkowski, Guard (Gold)


Note: Piatkowski was named to the 1991 U.S. Olympic Festival All-Tournament Team.

NABC ALL-STAR GAME (5)

1972 Chuck Jura, Center
 1991 Rich King, Center
 1994 Eric Piatkowski, Guard
 2008 Aleks Maric, Center
 2015 Tim Miles, Coach



After earning all-league honors as a junior, Tyronn Lue was a first-round NBA selection in 1998. During his collegiate career, he helped Nebraska to three postseason appearances and finished eighth in school history in scoring.



Bill Johnson won a gold medal for the United States at the 1954 FIBA World Championships (now called the FIBA World Cup) in Rio de Janeiro, Brazil. Johnson averaged 9.5 rebounds per game during his three-year career at Nebraska.



Danny Nee is the winningest coach in Nebraska history with 254 career victories over 14 seasons. A 2009 Nebraska Basketball Hall of Fame inductee, Nee was the Big Eight Coach of the Year in 1991 after leading NU to a school-record 26 victories.

HUSKER AWARD WINNERS



PETTEWAY SELECTED AS JACK MOORE AWARD WINNER

Terran Petteway was selected by a vote of his teammates as the Jack Moore Award winner, which is annually presented to the team's most valuable player. Petteway became the sixth two-time winner of the award and the first since Jason Dourisseau (2005-06). Other two-time winners include Tyronn Lue (1996-97), Eric Piatkowski (1993-94), Clifford Scales (1990-91) and Dave Hoppen (1985-86).

The award is named for late Husker guard Jack Moore, a 5-9 playmaker who set 17 school records in a career that ended in 1982. Moore was presented with the 1982 Francis Pomeroy-Naismith Award as the best collegiate player in the nation under six feet tall. A consensus All-Big Eight performer in 1982, Moore was killed in a plane crash in March of 1984.

Petteway earned third-team All-Big Ten honors in 2014-15, ranking fourth in the Big Ten in scoring at 18.2 points per game, while also placing among the Big Ten leaders in 3-pointers (2.2, eighth), assists (2.8, 14th) and steals (1.1, 15th) per game. He led NU in scoring, assists and blocked shots (27), while ranking second on the team in rebounding (4.9 per game) and steals (35). He reached double figures in 29 games in 2014-15, including 13 performances with at least 20 points.

Benny Parker was chosen as the team's top defender, as he ranked eighth in the Big Ten with 1.5 steals per game. The 5-foot-9 guard had two or more steals in 16 contests, including four steals in the wins over both Florida State and Loyola Marymount.

Trevor Menke claimed the team's Unsung Hero Award for his efforts and leadership on and off the court. The senior guard played an integral role on the Huskers' scout team while providing depth in the Husker backcourt throughout his career.

Nick Fuller earned the team's Most Improved Player for his strides during the season. The 6-foot-6 wing played in 16 games and had four of his five highest-scoring performances during Big Ten play. Fuller set season highs in points (12) and rebounds (five) at Maryland and played a season-best 30 minutes against Iowa.

Andrew White III was selected as the team's Lifter of the Year for his work in the weightroom during his redshirt season, improving not only his strength but his flexibility and mobility.

Jack Moore Award

Year	Player	Position
1984-85	Dave Hoppen	Center
1985-86	Dave Hoppen	Center
	Bernard Day	Forward
1986-87	Brian Carr	Guard
1987-88	Henry T. Buchanan	Guard
1988-89	Eric Johnson	Guard
1989-90	Clifford Scales	Guard
1990-91	Rich King	Center
	Beau Reid	Forward
	Clifford Scales	Guard
1991-92	Jamar Johnson	Guard
1992-93	Eric Piatkowski	Forward
1993-94	Eric Piatkowski	Forward
1994-95	Jaron Boone	Guard
1995-96	Erick Strickland	Guard
1996-97	Tyronn Lue	Guard
1997-98	Tyronn Lue	Guard
1998-99	Venson Hamilton	Center
1999-2000	Larry Florence	Forward
2000-01	Cookie Belcher	Guard
2001-02	Cary Cochran	Guard
2002-03	Andrew Drevo	Forward
2003-04	Nate Johnson	Guard
2004-05	Joe McCray	Guard
	Jason Dourisseau	Guard
2005-06	Jason Dourisseau	Guard
	Wes Wilkinson	Forward
2006-07	Charles Richardson Jr.	Guard
	Marcus Perry	Guard
2007-08	Aleks Maric	Center
2008-09	Paul Velander	Guard
2009-10	Ryan Anderson	Guard
2010-11	Lance Jeter	Guard
2011-12	Brandon Richardson	Guard
2012-13	Brandon Ubel	Forward
2013-14	Terran Petteway	Guard
2014-15	Terran Petteway	Guard

COSIDA ACADEMIC

ALL-AMERICANS (7)

1972	Chuck Jura, 3rd team
1978	Curt Hedberg, 5th team
1981	Jack Moore, 2nd team
1984	John Matzke, 2nd team
1989	Beau Reid, 3rd team
1991	Beau Reid, 3rd team
2015	Shavon Shields, 1st team

POSTGRADUATE SCHOLARS (6)

NCAA (5)

1972	Al Nissen
1986	John Matzke
1987	Bill Jackman
1991	Beau Reid
2006	Bronsen Schliep

Big Eight (1)

1976	Kent Reckeway
------	---------------

Big 12 (1)

2006	Bronsen Schliep
------	-----------------

ACADEMIC ALL-CONFERENCE (67)

Big Eight (25)

1966	Grant Simmons, Guard
1972	Chuck Jura, Center
1974	Tom Novak, Guard
1975	Larry Cox, Forward/Center
1976	Larry Cox, Forward/Center
1978	Curt Hedberg, Forward
1979	Curt Hedberg, Forward
1980	Jack Moore, Guard
1981	Jack Moore, Guard
1982	Jack Moore, Guard
1984	John Matzke, Forward
1985	John Matzke, Forward
	Dave Hoppen, Center
1986	John Matzke, Forward
	Brian Carr, Guard
1987	Brian Carr, Guard
	Bill Jackman, Forward
1988	Henry T. Buchanan, Guard
1989	Beau Reid, Forward
1990	Rich King, Center
1991	Beau Reid, Forward
1992	Bruce Chubick, Forward
1993	Bruce Chubick, Forward
1994	Bruce Chubick, Forward
1995	Jason Glock, Guard

Big 12 (26)

1996	Leif Nelson, Center
	Erick Strickland, Guard
1997	Andy Markowski, Forward
1998	Andy Markowski, Forward
1999	Andy Markowski, Forward
2002	Cary Cochran, Guard
	Brian Conklin, Forward
2003	John Turek, Forward
2004	Adam Bohac, Guard
	Brian Conklin, Forward
	Jason Dourisseau, Guard
	Jake Muhleisen, Guard
	John Turek, Forward
	Tony Wilbrand, Center
2005	Jason Dourisseau, Guard
	Jake Muhleisen, Guard
	Bronsen Schliep, Forward
	John Turek, Forward
	Tony Wilbrand, Center
2006	Jason Dourisseau, Guard
	Bronsen Schliep, Forward
	Tony Wilbrand, Center
2007	Paul Velander, Guard
2008	Paul Velander, Guard
2009	Paul Velander, Guard
	Nick Krenk, Guard
2011	Brandon Ubel, Forward
	Ray Gallegos, Guard

Big Ten (16)

2012	Mike Fox, Forward
	Kye Kurkowski, Forward
	Trevor Menke, Guard
	Christopher Niemann, Center
	Brandon Ubel, Forward
2013	Kye Kurkowski, Forward
	Brandon Ubel, Forward
	Trevor Menke, Guard
2014	Kye Kurkowski, Forward
	Trevor Menke, Guard
	Shavon Shields, Forward
2015	Nick Fuller, Guard/Forward
	Kye Kurkowski, Forward
	Trevor Menke, Guard
	Shavon Shields, Forward
	Leslee Smith, Forward

NOTE: No team selected from 1967 to 1971.



Shavon Shields became the first basketball player in school history to be a first-team CoSIDA Academic All-American in 2015.

HUSKER 1,000-POINT SCORERS

1. DAVE HOPPEN - 2,167 POINTS

6-11, 235, C, 1983-86, Omaha, Neb. (Benson)

Three-time All-Big Eight center Dave Hoppen finished his career as Nebraska's all-time leading scorer with 2,167 points. Hoppen, whose four-year collegiate career was cut short by a knee injury in a game at Colorado, Feb. 1, 1986, broke or tied 19 Nebraska records and five Big Eight marks during his standout career. A native of Omaha, Neb., Hoppen was the first player in Husker basketball history to have his jersey number (42) retired. Originally drafted by the NBA's Atlanta Hawks in the third round of the 1986 draft, he played with both Charlotte and Philadelphia, and a stint in the CBA. Hoppen was inducted into the Nebraska Basketball Hall of Fame in 1996.



Season	G-GS	FG-FGA	Pct.	FT-FTA	Pct.	Reb.-Avg.	TP-Avg.
1982-83	32-32	163-311	.524	119-159	.784	161-5.0	445-13.9
1983-84	30-30	220-367	.599	158-208	.760	207-6.9	598-19.9
1984-85	30-30	270-418	.646	164-210	.781	258-8.6	704-23.5
1985-86	19-19	151-245	.616	118-147	.803	147-7.7	420-22.1
Totals	111-111	1,804-1,341	.600	559-724	.772	773-7.0	2,167-19.5

2. ERIC PIATKOWSKI - 1,934 POINTS

6-7, 215, F, 1991-94, Rapid City, S.D. (Stevens)

One of only two players in school history to play on four consecutive NCAA Tournament teams, Eric Piatkowski finished his career as the second-leading scorer in school history with 1,934 points. The Most Valuable Player in the 1994 Phillips 66 Big Eight Tournament, Piatkowski had a school and tournament-record 42-point outburst in Nebraska's first-round victory over Oklahoma. A two-time, first-team All-Big Eight pick, Piatkowski averaged 21.5 points in his final season as a Husker, and became the first player in school history to score 1,900 points (1,934), grab 600 rebounds (669) and dish out 300 assists (322). A first-round draft pick of the NBA's Indianapolis Pacers, Piatkowski's draft rights were then traded to the Los Angeles Clippers, who he played with for eight seasons. He also played with the Houston Rockets, Chicago Bulls and Phoenix Suns. Piatkowski's jersey No. 52 was retired by the Huskers in 2006, the same year he was inducted into the Nebraska Basketball Hall of Fame.



Season	G-GS	FG-FGA	Pct.	3Pt FG	Pct.	FT-FTA	Pct.	Reb.-Avg.	Pts.-Avg.
1990-91	34-1	128-275	.465	44-127	.346	72-86	.837	125-3.7	372-10.9
1991-92	29-28	144-338	.426	47-136	.346	79-109	.725	184-6.3	414-14.3
1992-93	30-30	178-367	.485	48-129	.372	98-129	.760	171-5.7	502-16.7
1993-94	30-30	226-456	.496	63-172	.366	131-165	.794	189-6.3	646-21.5
Totals	123-89	676-1,436	.471	202-564	.358	380-489	.777	669-5.4	1,934-15.7

3. JERRY FORT - 1,882 POINTS

6-3, 170, G, 1973-76, Chicago, Ill. (Franciscan)

The first Husker basketball player to earn All-Big Eight honors for three straight seasons, Jerry Fort finished his career with 1,882 points – a record that stood for nine seasons, until Dave Hoppen broke it on Dec. 15, 1985. Fort was a third-round draft pick of the Boston Celtics following his senior season. He scored a then-school-record 40 points against Missouri as a junior. Fort was inducted into the Nebraska Basketball Hall of Fame in 1991.



Season	G-GS	FG-FGA	Pct.	FT-FTA	Pct.	Reb.-Avg.	TP-Avg.
1972-73	26-18	151-349	.433	74-104	.712	106-4.0	376-14.5
1973-74	26-26	207-484	.428	54-88	.614	110-4.2	468-18.0
1974-75	26-26	218-508	.429	89-138	.645	91-3.5	525-20.2
1975-76	27-27	201-452	.445	111-156	.712	87-3.2	513-19.0
Totals	105-97	777-1,793	.433	328-486	.675	394-3.8	1,882-17.9

4. ANDRE SMITH - 1,717 POINTS

6-7, 215, C/F, 1978-81, Chicago, Ill. (Kennedy)

Andre Smith closed his brilliant four-year career in 1980-81 when he led the Big Eight Conference in scoring with a 19.5 average in league-only games. Smith was named the conference's player of the year for his efforts – the only Husker to earn that honor in the Big Eight era. Smith was also a two-time all-conference selection. He scored 1,717 points and grabbed 753 rebounds during his Husker career and was chosen in the seventh round of the 1981 NBA Draft by the Cleveland Cavaliers. He was inducted into the Nebraska Basketball Hall of Fame in 1994.



Season	G-GS	FG-FGA	Pct.	FT-FTA	Pct.	Reb.-Avg.	TP-Avg.
1977-78	30-2	105-190	.533	68-111	.613	144-4.8	278-9.3
1978-79	27-27	146-256	.570	72-110	.655	186-6.9	364-13.5
1979-80	31-31	237-388	.610	126-189	.670	251-8.1	600-19.4
1980-81	26-26	185-314	.589	105-152	.691	172-6.6	475-18.3
Totals	114-86	673-1,148	.586	371-562	.660	753-6.6	1,717-15.1

5. ALEKS MARIC - 1,630 POINTS

6-11, 275, C, 2005-08, Sydney, Australia (Life Center (N.J.)/Australian Institute for Sport)

Aleks Maric was one of the most dominant big men in the first 12 years of the Big 12 era. The Aussie was a first-team All-Big 12 selection by the Associated Press as a senior and a two-time second-team pick by the coaches. During his senior year, he became only the third player in league history to record at least 1,500 points and 1,000 rebounds in a career. Maric tied the school single-season record with 335 boards as a senior in 2007-08. Maric led NU and ranked in the top seven in the league in scoring, rebounding, field-goal percentage and blocked shots as a senior. He finished his career tying or breaking 19 Nebraska and Big 12 Conference records. After declaring for the NBA Draft following his sophomore season, Maric withdrew and returned to Nebraska where he became just the ninth player in program history to reach 1,000 points before the start of his senior campaign (and 24th player overall). He has played overseas following his career and was an All-Euroleague first-team selection in 2010. In 2011, he helped Panathinaikos win a Euroleague title and represented Australia in the 2012 Olympics. Maric played most recently for Gran Canaria in Spain in 2015.




Season	G-GS	FG-FGA	Pct.	3Pt FG	Pct.	FT-FTA	Pct.	Reb.-Avg.	Pts.-Avg.
2004-05	27-10	79-165	.479	0-2	.000	58-81	.716	169-6.3	216-8.0
2005-06	31-26	116-246	.472	0-0	.000	107-175	.611	251-8.1	339-10.9
2006-07	30-30	203-359	.565	3-10	.300	147-216	.681	260-8.7	556-18.5
2007-08	33-33	191-332	.575	1-6	.167	136-207	.657	335-10.2	519-15.7
Totals	121-99	589-1,102	.534	4-18	.222	448-679	.660	1,015-8.4	1,630-13.5

6. JARON BOONE - 1,609 POINTS

6-6, 195, G, 1993-96, Salt Lake City, Utah (Skyline)

Jaron Boone played in 127 games and started 102 to rank third and fourth, respectively, in school history. Boone became the 17th player in school history to reach 1,000 points, but just the fifth to do so before completing his junior season. Boone earned second-team All-Big Eight honors as a junior and helped Nebraska to the NIT championship his senior year. Boone's 559 points in his junior season is the seventh-highest single-season output in school history. Boone scored at least 20 points 18 times in his career and ranks among the school leaders in 3-point shots made (fourth, 181) and attempted (fourth, 501), assists (third, 446) and minutes (fourth, 3,624).




Season	G-GS	FG-FGA	Pct.	3Pt FG	Pct.	FT-FTA	Pct.	Reb.-Avg.	Pts.-Avg.
1992-93	31-8	76-185	.411	17-57	.298	46-56	.821	72-2.3	215-6.9
1993-94	30-28	138-290	.476	35-95	.368	55-78	.705	78-2.6	366-12.2
1994-95	32-32	199-455	.437	70-182	.385	91-134	.679	106-3.3	559-17.5
1995-96	34-34	162-397	.408	59-167	.353	86-123	.699	92-2.7	469-13.8
Totals	127-102	575-1,327	.433	184-501	.367	274-387	.708	348-2.7	1,609-12.7

7. ERICK STRICKLAND - 1,586 POINTS

6-3, 210, G, 1993-96, Bellevue, Neb. (West)

One of two 1,000-point scorers on the 1995-96 team, Erick Strickland finished his career with 1,586 points. Strickland was a second-team all-conference selection as a senior when he led the team in scoring (14.7) and was named the MVP of the NIT. Strickland played in 127 career games, tied for third in school history, and started 84. His 516 points during his senior season rank 14th in school single-season history. A three-time member of the Big Eight All-Defensive Team, he is second in steals at NU with 257. Strickland ranks fifth in 3-point field goals made (179), third in 3-point field goal attempts (512) and fifth in assists (414). He spent nine years in the NBA, including four with the Dallas Mavericks and two with the Milwaukee Bucks. He was inducted into the Nebraska Basketball Hall of Fame in 2009.




HUSKER 1,000-POINT SCORERS

Season	G-GS	FG-FGA	Pct.	3FG-Att.	Pct.	FT-FTA	.Pct.	Reb.-Avg.	Pts.-Avg.
1992-93	31-6	84-185	.454	32-88	.364	43-59	.729	63-2.0	243-7.8
1993-94	30-13	102-241	.423	41-117	.350	77-95	.811	103-3.4	322-10.7
1994-95	31-31	175-394	.444	54-160	.338	101-139	.727	167-5.4	505-16.3
1995-96	35-34	174-399	.436	52-148	.351	116-141	.823	170-4.9	516-14.7
Totals	127-84	535-1,219	.439	179-512	.350	337-434	.776	503-4.0	1,586-12.5

8. TYRONN LUE - 1,577 POINTS

6-0, 175, G, 1996-98, Mexico, Mo. (Raytown)

Tyronn Lue became one of the few Huskers to eclipse the 1,000-point mark by early in his junior season. He finished his career with 1,577 points before turning pro a year early. Lue was a first-round NBA draft pick of the Denver Nuggets before being traded on draft night to the Los Angeles Lakers where he won a pair of NBA titles. He also played for the Washington Wizards, Orlando Magic, Houston Rockets, Atlanta Hawks, Dallas Mavericks and Milwaukee Bucks. Lue ranks in the top 10 in 13 Husker career categories, including assists (fourth, 432), 3-pointers (eighth, 145), games started (ninth, 96) and steals (seventh, 154). Lue started 96 of 99 games in his Husker career and led NU to three straight postseason appearances, including an NCAA berth in 1998. A 2013 inductee into the Nebraska Basketball Hall of Fame, Lue is in his second season as the associate head coach in Cleveland after spending stints on the coaching staffs with the Los Angeles Clippers and Boston Celtics.




Season	G-GS	FG-FGA	Pct.	3FG-Att.	Pct.	FT-FTA	.Pct.	Reb.-Avg.	Pts.-Avg.
1995-96	35-34	105-232	.453	20-61	.328	66-96	.688	106-3.0	296-8.5
1996-97	32-30	215-476	.452	47-137	.343	126-155	.813	93-2.9	603-18.8
1997-98	32-32	240-547	.439	78-209	.373	120-145	.828	137-4.3	678-21.2
Totals	99-96	560-1,255	.446	145-407	.356	312-396	.788	336-3.4	1,577-15.9

9. COOKIE BELCHER - 1,552 POINTS

6-4, 205, G, 1997-2001, Mexico, Mo. (Mexico)

During the 1999 season, Cookie Belcher became the 21st player in school history to join the Huskers' 1,000-point club. With another stellar campaign in 2001, he moved into the Huskers' all-time top 10, finishing his career with 1,552 points. He was just the eighth player in NU history to reach 1,000 points before the start of his senior season. Belcher made a strong mark on the Husker record books in other areas. He owns the Nebraska game, season and career records for steals and finished his career ranked third in NCAA history with 353 steals. He also ranks in the top 10 on NU's career 3-point (seventh, 146) and assist lists (second, 477) and owns the school records for most career starts (129) and games played (131). He enjoyed a successful professional career in Italy, Israel and Greece for a decade before going into coaching at the IMG Academy.



Season	G-GS	FG-FGA	Pct.	3FG-Att.	Pct.	FT-FTA	.Pct.	Reb.-Avg.	Pts.-Avg.
1996-97	33-33	117-256	.457	30-76	.395	41-83	.494	126-3.8	305-9.2
1997-98	32-32	135-305	.443	29-102	.284	55-87	.632	126-3.9	354-11.1
1998-99	32-32	137-320	.428	39-128	.305	64-102	.627	107-3.3	377-11.8
1999-00	4-2	10-16	.625	0-1	.000	4-7	.571	15-3.8	24-6.0
2000-01	30-30	177-394	.449	48-143	.336	90-121	.744	152-5.1	492-16.4
Totals	131-129	576-1,291	.446	146-450	.324	255-400	.638	526-4.0	1,552-11.9

10. RICH KING - 1,475 POINTS

7-2, 260, C, 1988-91, Omaha, Neb. (Burke)

The tallest player in Nebraska history at 7-2, Rich King finished his career with 1,475 points and then-school records for blocked shots (183) and games played (124). King had a big hand in the Huskers' record-breaking 26-8 campaign in 1990-91, as he led the team in scoring (15.5 ppg) and rebounding (8.1 rpg) en route to honorable-mention All-America honors from both AP and UPI. A first-round draft pick of the Seattle SuperSonics in the 1991 NBA Draft, King tied Jerry Fort's then-school single-game scoring record with a 40-point outburst against Northern Illinois, Feb. 18, 1991. He was inducted into the Nebraska Basketball Hall of Fame in 2001.




Season	G-GS	FG-FGA	Pct.	3FG-Att.	Pct.	FT-FTA	.Pct.	Reb.-Avg.	Pts.-Avg.
1987-88	29-5	56-108	.519	0-0	---	24-34	.706	84-2.9	136-4.7
1988-89	33-22	136-235	.579	0-0	---	91-139	.655	195-5.9	363-11.0
1989-90	28-21	170-305	.557	0-0	---	110-158	.696	208-7.4	450-16.1
1990-91	34-27	202-352	.574	2-5	.400	120-179	.670	274-8.1	526-15.5
Totals	124-75	564-1,000	.564	2-5	.400	345-510	.676	761-6.1	1,475-11.9

11. VENSON HAMILTON - 1,416 POINTS

6-10, 240, C, 1996-99, Forest City, N.C. (Oak Hill Academy)

One of two Huskers to reach the 1,000-point plateau in 1998-99, Venson Hamilton was a four-year standout for Coach Danny Nee. Hamilton finished his career with 1,416 points and ranks 11th on NU's all-time scoring list. His senior season was one of the finest campaigns in school history. For his efforts, Hamilton earned Big 12 Player-of-the-Year honors, the first Husker since 1981 to capture the league honor. Hamilton still owns NU records for rebounds (1,080) and blocked shots (241) and is second in games played (129). Hamilton was just the fourth player all-time among Big 12 schools to score 1,000 points, grab 1,000 rebounds and block 200 shots in his collegiate career. He was a second-round draft pick of the Houston Rockets in 1999, and has enjoyed a successful professional career in Europe and Morocco.



Season	G-GS	FG-FGA	Pct.	3FG-Att.	Pct.	FT-FTA	.Pct.	Reb.-Avg.	Pts.-Avg.
1995-96	32-1	71-130	.546	0-1	.000	54-100	.540	161-5.0	196-6.1
1996-97	32-25	124-215	.577	0-0	---	96-148	.649	269-8.4	344-10.8
1997-98	32-30	139-269	.517	0-0	---	80-144	.556	315-9.8	358-11.2
1998-99	33-32	194-388	.500	0-1	.000	130-198	.657	335-10.2	518-15.7
Totals	129-88	528-1,002	.527	0-2	.000	360-590	.610	1,080-8.4	1,416-11.0

12. CARL MCPipe - 1,300 POINTS

6-8, 225, C, 1976-79, Hammond, Ind. (Technical)

One-half of the "Hammond Hustlers" (Brian Banks was the other), 'Pipe' and 'BB' provided Nebraska with a great four-year, one-two punch. McPipe, a three-year starter, finished his career with 1,300 points. As a junior, McPipe earned USBWA District V honors and was one of 12 starters designated as an All-American by the Citizens Savings Athletic Foundation. In his final year in a Husker uniform, McPipe was a repeat pick on the USBWA team and a fifth-round draft selection of the Philadelphia 76ers.



Season	G-GS	FG-FGA	Pct.	FT-FTA	.Pct.	Reb.-Avg.	TP-Avg.
1975-76	20-1	25-67	.373	16-22	.727	58-2.9	66-3.3
1976-77	29-29	183-376	.487	74-108	.685	241-8.3	440-15.2
1977-78	29-29	190-357	.532	65-97	.670	228-7.9	445-15.3
1978-79	26-26	148-326	.454	53-90	.589	196-7.5	349-13.4
Totals	104-85	546-1,126	.485	208-317	.656	723-7.0	1,300-12.5

13. TOM BAACK - 1,299 POINTS

6-5, 192, F, 1966-68, Fort Wayne, Ind. (Concordia)

Tom Baack, a 1995 Nebraska Hall of Fame inductee, finished his career with 1,299 points, a figure that stood as the school record until guard Jerry Fort came along 10 years later. Baack played on three straight winning NU teams from 1965 through 1968, and helped the Huskers to an NIT appearance in 1966-67—NU's first-ever bid to the nation's oldest postseason tournament. Known for his satin-smooth jump shot, Baack had a 17.3 points-per-game average for his career, which still ranks third in school history. Baack served as an assistant at Nebraska for eight seasons after his playing days. He was selected in the 10th round of the 1968 NBA Draft by the Detroit Pistons.



Season	G-GS	FG-FGA	Pct.	FT-FTA	.Pct.	Reb.-Avg.	TP-Avg.
1965-66	25	147-325	.452	92-108	.852	106-4.2	386-15.4
1966-67	25	188-401	.469	73-90	.811	152-6.1	449-18.0
1967-68	25	191-412	.466	82-99	.828	134-5.4	464-18.6
Totals	75	526-1,138	.462	247-297	.832	392-5.2	1,299-17.3

14. STUART LANTZ - 1,269 POINTS

6-3, 175, G, 1966-68, Uniontown, Pa.

Stuart Lantz teamed with Tom Baack to give Nebraska a potent one-two offensive punch. Lantz finished his career with 1,269 points and 571 rebounds. A two-time All-Big Eight pick, Lantz went on to play eight years in the NBA with four teams (San Diego/Houston Rockets, Detroit Pistons, New Orleans Jazz, Los Angeles Lakers). A charter member of the Nebraska Basketball Hall of Fame, Lantz had his jersey (No. 22) retired in the fall of 1989. He has been the Lakers' television color commentator since 1987.



Season	G-GS	FG-FGA	Pct.	FT-FTA	.Pct	Reb.-Avg.	TP-Avg.
1965-66	25	125-290	.431	56-85	.659	199-8.0	306-12.2
1966-67	25	190-368	.516	101-129	.783	193-7.7	481-19.2
1967-68	25	173-349	.495	136-181	.757	179-7.2	482-19.2
Totals	75	488-1,007	.485	293-395	.742	571-7.6	1,269-16.9

15. CHUCK JURA - 1,255 POINTS

6-10, 220, C, 1970-72, Schuyler, Neb.

One of the top all-around centers in Nebraska history, Chuck Jura's 1,255 points rank 15th on the school's all-time list, and trail Stuart Lantz's career total by 14 points. Jura earned All-Big Eight honors as a senior and was an academic All-Big Eight choice. One of only six players in NU history to average more than 20 points in a season (21.2), Jura ranks sixth on the rebounding chart (740) and his 11.7 rebounds per game (305 total) in his final season are still an NU single-season record. Like Lantz, Jura was a charter member of the Nebraska Basketball Hall of Fame. A third-round NBA draft pick by the Chicago Bulls, Jura played professional basketball in Europe for several seasons.



Season	G-GS	FG-FGA	Pct.	FT-FTA	.Pct	Reb.-Avg.	TP-Avg.
1969-70	25	99-205	.483	51-86	.593	192-7.7	249-9.9
1970-71	26	181-306	.592	93-160	.594	243-9.3	455-17.5
1971-72	26	220-399	.551	111-181	.613	305-11.7	551-21.2
Totals	77	500-910	.549	255-427	.597	740-9.6	1,255-16.3

16. LARRY FLORENCE - 1,223 POINTS

6-5, 220, F, 1997-2000, Phenix City, Ala.

Forward Larry Florence surpassed the 1,000-point milestone midway through the 1999-2000 season. Florence ranks third at Nebraska in career starts (105) and is tied for ninth in games played (123). A four-year starter, Florence was Nebraska's captain as a senior and led the Huskers in scoring at 13.0 points per game. In his senior season, Florence earned honorable-mention All-Big 12 honors from the league's coaches. Florence also earned the reputation as a strong defender and a hard worker in the weight room. He was named the Husker Power Male Athlete of the Year for all sports in 1999 and was a three-time men's basketball lifter of the year.



Season	G-GS	FG-FGA	Pct.	3FG-Att.	Pct.	FT-FTA	.Pct.	Reb.-Avg.	Pts.-Avg.
1996-97	30-29	92-240	.383	1-7	.143	41-58	.707	113-3.8	226-7.5
1997-98	30-19	115-259	.444	1-5	.200	37-63	.587	110-3.7	268-8.9
1998-99	33-27	133-262	.508	1-4	.250	73-99	.737	135-4.1	340-10.3
1999-00	30-30	156-389	.401	8-32	.250	69-105	.657	161-5.4	389-13.0
Totals	123-105	496-1,150	.431	11-48	.229	220-325	.677	519-4.2	1,223-9.9

17. JACK MOORE - 1,204 POINTS

5-9, 165, G, 1979-82, Muncie, Ind. (Central)

Jack Moore will long be remembered by Husker faithful for his gutty play on the basketball court. He was honored with the 1982 Francis Pomeroy-Naismith Award, which is presented annually to the nation's top player under 6-feet tall. During his four-year career, Moore scored 1,204 points, and shot .901 from the free-throw line – among the all-time best career marks in NCAA Division I history. Moore's .901 free-throw percentage broke the Big Eight record for career marksmanship, which had been held by his coach, Moe Iba. A consensus All-Big Eight selection as a senior, Moore was the first Husker cager to earn first-team academic All-Big Eight honors for three straight seasons, and his 382 career assists stand seventh on NU's all-time chart. Nebraska's MVP Award is named in honor of Moore, who was killed in a March 1984 plane crash. Moore was inducted into the Nebraska Basketball Hall of Fame in 1993.




Season	G-GS	FG-FGA	Pct.	FT-FTA	.Pct	Reb.-Avg.	TP-Avg.
1978-79	20-0	21-61	.344	21-25	.840	19-1.0	63-3.2
1979-80	31-30	137-291	.471	184-211	.872	53-1.7	458-14.8
1980-81	27-27	111-221	.502	118-128	.922	54-2.0	340-12.6
1981-82	27-27	110-257	.428	123-131	.939	58-2.1	343-12.7
Totals	105-84	379-830	.457	446-495	.901	184-1.8	1,204-11.5

18. BRIAN CARR - 1,182 POINTS

6-0, 165, G, 1984-87, Muncie, Ind. (Burris)

Brian Carr is the only player in Nebraska history to score 1,000 points and collect more than 600 assists in a career. Carr, who finished his four-year career with 14 Nebraska school records, scored 1,182 points and collected 682 assists. The 682 assists ranked as the third-best total in Big Eight history, behind only former Kansas stars Cedric Hunter and Jacques Vaughn. Carr also ranks second in career minutes played at NU. A second-team All-Big Eight selection as a senior (UPI), Carr was a two-time, first-team academic All-Big Eight performer. Carr was inducted into the Nebraska Basketball Hall of Fame in 2001.



Season	G-GS	FG-FGA	Pct.	3FG-Att.	Pct.	FT-FTA	.Pct.	Reb.-Avg.	Pts.-Avg.
1983-84	30-0	59-114	.518	---	.000	19-32	.594	22-0.7	137-4.6
1984-85	30-30	118-210	.562	---	.000	48-58	.828	58-1.9	284-9.5
1985-86	30-30	139-293	.464	---	.000	79-93	.849	51-1.7	357-11.9
1986-87	33-33	131-325	.403	58-157	.369	84-104	.808	47-1.4	404-12.2
Totals	123-93	447-942	.475	58-157	.369	230-287	.801	178-1.4	1,182-9.6

19. BRIAN BANKS - 1,150 POINTS

6-0, 160, G, 1976-79, Hammond, Ind.

The other half of the "Hammond Hustlers," along with Carl McPipe, Brian Banks was a three-year starter at guard for the Huskers from 1976-77 through 1978-79. His best season was as a junior in 1977-78, when he averaged 14 points and helped NU to a 22-8 record and an NIT bid. For his efforts, Banks earned first-team All-Big Eight honors. He was inducted into the Nebraska Basketball Hall of Fame in 1999.




Season	G-GS	FG-FGA	Pct.	FT-FTA	.Pct	Reb.-Avg.	TP-Avg.
1975-76	27-1	42-93	.452	38-49	.776	33-1.2	122-4.5
1976-77	29-29	160-330	.485	66-100	.660	73-2.5	386-13.3
1977-78	30-30	173-351	.493	73-103	.709	84-2.8	419-14.0
1978-79	24-23	96-212	.453	31-46	.674	66-2.8	223-9.3
Totals	110-83	471-986	.478	208-298	.698	256-2.3	1,150-10.5

20. TERRAN PETTEWAY - 1,143 POINTS

6-6, 215, G, 2014-15, Galveston, Texas (Ball/Texas Tech)

Terran Petteway finished his two-year career as one of the most prolific scorers in school history. Petteway's career scoring average of 18.1 points per game ranked second in school history, while he was one of only two Huskers to reach the 1,000-point plateau in his first two seasons at Nebraska. As a sophomore, Petteway led the Big Ten in scoring at 18.1 points per game to earn first-team All-Big Ten honors. In his final season, he averaged 18.2 points per game and was among the Big Ten leaders in scoring, assists, and 3-pointers per game. Petteway was signed by the Atlanta Hawks as a free agent in July of 2015.




Season	G-GS	FG-FGA	Pct.	3FG-Att.	Pct.	FT-FTA	.Pct.	Reb.-Avg.	Pts.-Avg.
2013-14	32-32	182-427	.426	48-147	.327	167-204	.819	155-4.8	579-18.1
2014-15	31-31	184-465	.396	68-217	.313	128-180	.711	153-4.9	564-18.2
TOTAL	63-63	366-892	.410	116-364	.319	295-384	.768	308-4.9	1143-18.1

21. MARVIN STEWART - 1,138 POINTS

6-3, 180, G, 1969-71, Chicago, Ill. (Dunbar)

Marvin Stewart finished his three-year career with 1,138 points, and is remembered by Husker fans as one of the finest fast-breaking guards in NU history. In his senior season, Stewart averaged 21.4 points, the fourth-best season average in school history, and earned first-team All-Big Eight honors. Stewart owns the distinction of being one of only two members of NU's 1,000-point club member to top the mark in fewer than 70 games, as he appeared in just 66 contests. Stewart was a second-round draft selection of the NBA's Chicago Bulls in 1971. He was inducted into the Nebraska Basketball Hall of Fame in 1994.




Season	G-GS	FG-FGA	Pct.	FT-FTA	.Pct	Reb.-Avg.	TP-Avg.
1968-69	26	137-321	.426	107-150	.713	66-2.5	381-14.6
1969-70	14	83-174	.477	35-56	.625	28-2.0	201-14.4
1970-71	26	215-426	.505	126-153	.824	54-2.1	556-21.4
Totals	66	435-921	.472	268-359	.747	148-2.2	1,138-17.2

HUSKER 1,000-POINT SCORERS

T22. CLIFFORD SCALES - 1,136 POINTS

6-2, 170, G, 1988-91, Maywood, Ill. (Westchester St. Joseph)

A steady player throughout his four-year Nebraska career, Clifford Scales tallied 1,136 points from 1988 through 1991. An honorable-mention All-Big Eight pick as a senior and a member of UPI's All-Big Eight Defensive team, Scales' 177 career steals ranked as the most ever by a Cornhusker cager when he completed his career. One of five double-figure scorers on the 1990-91 Nebraska team at 10.2 points per game, Scales hit a then-school-record 45.6 percent from 3-point range as a senior. He co-captained the Huskers' record-setting 26-8 squad during the 1990-91 season. He was inducted into the Nebraska Basketball Hall of Fame in 2002.




Season	G-GS	FG-FGA	Pct.	3FG-Att.	Pct.	FT-FTA	Pct.	Reb.-Avg.	Pts.-Avg.
1987-88	31-5	71-139	.511	3-10	.300	25-35	.714	41-1.3	170-5.5
1988-89	32-27	122-253	.482	6-19	.316	52-77	.675	91-2.8	302-9.4
1989-90	26-26	112-219	.511	10-24	.417	84-100	.840	93-3.6	318-12.2
1990-91	34-34	136-291	.467	26-57	.456	48-60	.800	110-3.2	346-10.2
Totals	123-96	441-901	.489	45-110	.409	209-272	.768	335-2.7	1,136-9.2

T22. CARL HAYES - 1,136 POINTS

6-9, 200, F, 1990-92, Chicago, Ill. (Westchester St. Joseph)

An exciting player in the open court, Carl Hayes finished his three-year Nebraska career with 1,136 points, which is tied for 21st on NU's all-time chart along with former high school and college teammate Clifford Scales. A two-time honorable-mention All-Big Eight performer, Hayes was a starter on NU teams that earned back-to-back NCAA Tournament bids, including the Husker squad that won a school-record 26 games in 1991.



Season	G-GS	FG-FGA	Pct.	3FG-Att.	Pct.	FT-FTA	Pct.	Reb.-Avg.	Pts.-Avg.
1989-90	28-19	121-261	.464	5-16	.313	92-132	.697	138-4.9	339-12.1
1990-91	34-28	192-390	.492	1-12	.600	75-125	.600	179-5.3	460-13.5
1991-92	28-16	126-294	.429	31-84	.369	54-103	.524	155-5.5	337-12.0
Totals	90-63	439-945	.465	37-112	.330	221-360	.614	472-5.2	1,136-12.6

24. SHAVON SHIELDS - 1,127 POINTS

6-7, 221, G/F, 2013-Pres., Olathe, Kan. (Northwest)

One of two Huskers to reach the 1,000-point club in 2014-15, Shavon Shields has been a prolific scorer throughout his Husker career. He begins his senior season as one of only 14 players in school history with 1,000 points and 500 rebounds. As a sophomore, he earned honorable-mention All-Big Ten honors, averaging 12.8 points and a team-high 5.8 rebounds per game. In 2014-15, Shields was ninth in the Big Ten in scoring with 15.4 points per game while grabbing 6.0 rebounds per contest. Shields was also a first-team Academic All-American in 2015.



Season	G-GS	FG-FGA	Pct.	3FG-Att.	Pct.	FT-FTA	Pct.	Reb.-Avg.	Pts.-Avg.
2012-13	28-19	89-189	.471	14-39	.359	48-71	.676	144-5.1	240-8.6
2013-14	32-32	131-296	.443	18-57	.316	129-179	.721	184-5.8	409-12.8
2014-15	31-31	161-366	.440	17-87	.195	139-168	.827	186-6.0	478-15.4
TOTAL	91-82	381-851	.448	49-183	.268	316-418	.756	514-5.6	1127-12.4

25. RYAN ANDERSON - 1,125 POINTS

6-4, 195, G, 2006-2010, Seattle, Wash. (Rainier Beach)

One of the most versatile players in Nebraska history, the 6-4 Anderson played out of position all four years, working in the '4' spot where he made a name for himself. Anderson created mismatches on the offensive end, where his ability from 3-point range was evident. He finished his career ranked third in 3-pointers at Nebraska with 185 and was in the top 10 in Nebraska history for 3-point percentage (.394), steals (166) and games started (101), while also ranking in the top 25 for points, rebounds, assists and games played. He was named to the Big 12 All-Defense Team as a junior and the All-Underrated team as a senior, when he became the first Husker in the Big 12 era to record 1,000 points, 500 rebounds and 150 3-pointers. Anderson played in Europe, the NBA D-League and in Canada during his professional career.



Season	G-GS	FG-FGA	Pct.	3FG-Att.	Pct.	FT-FTA	Pct.	Reb.-Avg.	Pts.-Avg.
2006-07	28-25	103-219	.470	48-111	.432	29-39	.744	129-4.6	283-10.1
2007-08	33-33	98-232	.422	59-136	.368	23-40	.800	176-5.3	278-8.4
2008-09	30-12	72-179	.402	33-97	.340	36-50	.720	115-3.8	213-7.1
2009-10	31-31	117-258	.453	54-126	.429	63-84	.750	164-5.3	351-11.3
Totals	122-101	390-888	.439	185-470	.394	160-213	.751	584-4.8	1,125-9.2

26. CARY COCHRAN - 1,082 POINTS

6-1, 190, G, 1999-2002, Minden, Iowa (Tri-Center)

One of the most dangerous long-distance threats in Nebraska and Big 12 history, Cary Cochran topped the 1,000-point mark during his senior campaign. Cochran set Nebraska records for career (268), single-season (89) and single-game (8) 3-pointers during his senior season. He led the team in scoring at 14.0 points per game as a senior, and led the conference and nation in free-throw percentage by hitting 92.2 percent at the charity stripe. For his career, Cochran was an 89.6 percent shooter from the foul line, and was second in Nebraska history by hitting 42.5 percent from behind the arc. Cochran was an honorable-mention All-Big 12 pick by the coaches as a senior, and earned academic all-district and all-conference honors.



Season	G-GS	FG-FGA	Pct.	3FG-Att.	Pct.	FT-FTA	Pct.	Reb.-Avg.	Pts.-Avg.
1998-99	32-0	52-130	.400	39-98	.398	29-31	.935	45-1.4	173-5.4
1999-00	29-11	73-193	.378	62-160	.388	20-25	.800	73-2.5	228-7.9
2000-01	30-23	92-200	.460	78-165	.473	27-31	.871	71-2.4	289-9.6
2001-02	28-28	116-277	.419	89-207	.430	71-77	.922	93-3.3	392-14.0
Totals	119-62	333-800	.416	268-630	.425	147-164	.896	282-2.4	1,082-9.1

27. HERSCHELL TURNER - 1,056 POINTS

G, 1958-60, Indianapolis, Ind. (Shortbridge)

The first Husker cager to top the 1,000-point mark, Herschell Turner finished his career with 1,056 points. Turner teamed with Al Maxey to provide a strong offensive punch for Coach Jerry Bush's teams in the late 1950s. A first-team All-Big Eight selection as a senior, Turner earned All-America honors as a junior. Turner was a strong rebounder and held NU's single-season rebounding record (244) for 10 seasons, until Leroy Chalk grabbed 257 rebounds in 1969. Turner finished his career with 626 rebounds, which ranks 13th on NU's all-time chart. He was a sixth-round draft choice of the NBA's Syracuse Nationals in 1960. He was inducted into the Nebraska Basketball Hall of Fame in 1990.



Season	G-GS	FG-FGA	Pct.	FT-FTA	Pct.	Reb.-Avg.	TP-Avg.
1957-58	23	82-211	.389	82-136	.603	189-8.2	246-10.7
1958-59	25	146-361	.404	136-183	.743	244-9.8	428-17.1
1959-60	24	143-326	.439	96-155	.619	193-8.0	382-15.9
Totals	72	371-898	.413	314-474	.662	626-8.7	1,056-14.7

HUSKERS FROM A TO Z

A

Academic All-Conference– NU has had 67 academic all-league picks in program history, including 16 players since joining the Big Ten in 2011-12.

Academic All-Americans– The Huskers have produced seven of Nebraska's nation-leading 320 CoSIDA Academic All-Americans across all sports. Shavon Shields became the program's first player to garner first-team Academic All-America honors in 2015.

All-Americans– Nebraska has had eight.

Armory– Home of Husker basketball until the NU Coliseum opened its doors in the mid-1920s.

Attendance– Nebraska set its single-season attendance record in 2014-15, averaging 15,569 fans per game. The Huskers ranked 10th nationally in average attendance. The 2014-15 season marked the second straight year and the fifth time in program history that NU has ranked in the top-20 nationally in attendance.

B

Baack, Tom– Ranks 13th on Nebraska's all-time scoring list with 1,299 points and served as an assistant coach under Moe Iba.

Belcher, Cookie– Holds Nebraska single-game, season and career steals records, along with the Big 12 steals record at 353. He owns NU's career record for games played, games started and minutes played.

Big 12– Nebraska's conference from 1997 until 2011.

Big Eight– Nebraska's conference from 1960 until 1996.

Big Ten– Nebraska's current conference, as Nebraska became the 12th member on July 1, 2011. The Big Ten now consists of 14 members with the addition of Maryland and Rutgers on July 1, 2014.

Boone, Jaron– Husker swingman from 1993 to 1996 who ranks in the top five in nine career categories, including scoring (6th, 1,609) and assists (3rd, 446).

Branch, Nate– Former Husker who went on to fame with the Harlem Globetrotters.

Browne, William– Guided Huskers to 1937 Big Six title.

Bush, Jerry– Known as the "Big Bear of the Coliseum," this popular Husker coach guided NU from 1955 to 1963, and directed two of the greatest upsets ever – a 43-41 victory over top-ranked Kansas and Wilt Chamberlain, and a 55-48 victory over No. 4 Kansas State and Olympian Bob Boozer during the 1957-58 campaign.

C

Carr, Brian– Nebraska's all-time assist leader, with 682 from 1984 to 1987.

Carrier, Sam– First Husker cager to earn All-America honors (1913).

Chalk, Leroy– Third on Nebraska's all-time rebounding list with 782 boards.

Cipriano, Joe– Second-winningest coach in school history with an all-time mark of 253-197 from 1964 through 1980. He was a three-time conference coach of the year and guided the Huskers to three postseason appearances.

Coliseum– Home of Nebraska basketball from the 1926-27 season through the 1975-76 campaign.



Cookie Belcher set the Nebraska and Big 12 record for steals and ranks fifth in NCAA history with 353 during his Husker career.

D

Day, Bernard– Ranks as highest-scoring junior college transfer in school history with 802 points from 1985 to 1987.

Devaney, Bob– Longtime Nebraska football coach and athletic director who passed away in May of 1997. Nebraska's home court from 1976 until 2013, the Bob Devaney Sports Center, bore his name.

E

Ekwall, Rex– Standout for NU in mid-1950s whose 10.4 career rebound average still ranks as a school record.

ESPN– The national cable network that features a Big Ten game on its weekly "Super Tuesday" package and also features Big Ten games on Thursday and Saturday on its networks.

F

First-Round Draft Choices– Nebraska had three in the 1990s, Rich King (1991), Eric Piatkowski (1994) and Tyronn Lue (1998).

Fort, Jerry– First three-time first-team All-Big Eight selection in school history who finished his career with 1,882 points, which currently ranks third all-time at Nebraska.

G

Good, Harry– Served as NU head coach from 1947 through 1954 and guided the Huskers to shares of the 1949 and 1950 Big Seven titles. He was enshrined into the Citizens Savings College Basketball Hall of Fame in 1975.

H

Hamilton, Venson– The 1999 Big 12 Player of the Year and Nebraska's all-time leader in career rebounds and blocked shots.

Hammond Hustlers– Nickname given to Hammond, Ind., natives Brian Banks and Carl McPipe, who finished their careers with 1,150 and 1,300 points, respectively.

Hare, Fred– His follow-up basket at the buzzer with no time left gave Nebraska a 74-73 upset of No. 1 Michigan and Cazzie Russell in Lincoln during the 1964-65 season.

Hokuf, Steve– Standout all-around athlete who earned first-team all-conference honors in football, won the Big Six javelin title and earned All-America and all-conference honors in basketball.

Hoppen, Dave– NU's all-time leading scorer with 2,167 points who was the second three time first-team All-Big Eight pick in school history and the first player in school history to have his jersey number (42) retired.

I

Iba, Moe– The son of legendary coach Henry P. Iba, Moe posted 106 wins on the Husker bench from 1981 to 1986 and guided the school to its first "official" NCAA Tournament berth in 1986.

International– The NCAA allows schools to take a foreign trip once every four years, allowing the Huskers to visit Australia (1988, 2004), Europe (1992), the Bahamas (2010) and Spain (2015).

J

Johnson, Bill– Grabbed a school single-game record 26 rebounds against Iowa State in 1954. He was also the first Husker to play in the FIBA World Cup, helping the United States to a gold medal in 1954.

Jura, Chuck– Earned first-team All-Big Eight honors on the court and in the classroom as a senior in 1972. Averaged a school-record 11.7 rebounds per game in 1971-72.

K

King, Rich– Became the first first-round NBA draft pick in school history when the Seattle SuperSonics selected him with the 14th selection of the 1991 draft.

Kubacki, Jim– Hit the game-winning jumper to beat No. 1 Kansas and Wilt Chamberlain, 43-41, during the 1957-58 season.

L

Lantz, Stuart– Two-time first-team All-Big Eight pick (1967-68) who went on to an eight-year NBA career and had his Husker jersey number (22) retired in 1989. He has been a broadcaster with the Lakers for 28 seasons, spending the last 12 years as a broadcaster on the Los Angeles Lakers' television network.

Lehmer, Frank– First basketball coach in school history (1897-99), he finished his career with a 7-3 record.

Lue, Tyronn– 1998 All-Big 12 pick who ranks eighth in career scoring at Nebraska and is tied for the school record with seven 30-point games. A first-round NBA draft pick in 1998, Lue won two NBA titles and played for seven teams during an 11-year NBA career and

HUSKERS FROM A TO Z

was inducted into the Nebraska Basketball Hall of Fame in 2013. He is currently in his second season as the associate head coach of the Cleveland Cavaliers.

M

Maclay, Don— Earned All-America honors in 1931.

Maric, Aleks— Australian big man finished his career fifth in scoring (1,630 points) and second in rebounding (1,080). He was only the third player in Big 12 history with more than 1,500 points and 1,000 rebounds. He represented Australia in the 2012 London Olympics.

Matzke, John and Stan— Stan lettered from 1952 through 1955, while his son, John, was a second-team academic All-America pick in 1984.

Moore, Jack— One of the most popular Cornhuskers ever, he earned the 1982 Francis-Pomeroy-Naismith Award as the nation's top player under six feet. Nebraska's most valuable player award is named in honor of Moore, who was killed in a 1984 plane crash.

Moore, Mikki— One of four Huskers to play in the NBA after signing as a free agent. Led the NBA in field-goal percentage in 2007, the first undrafted player in league history to accomplish the feat. He played for nine teams during his 13-year NBA career.

N

National Basketball Association— Twenty-six Huskers have been drafted by NBA teams over the years.

National Invitation Tournament— NU has made 17 appearances in the nation's oldest postseason tournament with its most recent berth coming in 2011. NU captured the 1996 tournament title, defeating St. Joseph's in Madison Square Garden.

NCAA Tournament— The Huskers have earned seven bids to the "Big Dance," including five bids in the 1990s. The Huskers made their most recent appearance in 2014.

Nee, Danny— Winningest coach in Nebraska history, who posted a 254-190 record in 14 seasons from 1986 to 2000 and led NU to 11 postseason appearances.

O

Overtime— The Huskers are 60-40 all-time in OT games, and went 2-1 in OT games in 2014-15.

P

Parsons, Robert— Two-time first-team All-Big Six performer who earned All-America honors in 1937.

Pinnacle Bank Arena— The home of Nebraska basketball that opened in August of 2013. The \$179 million facility seats more than 15,000 and is located in the Haymarket District of Lincoln.

Polish Rifle— Nickname of two-time All-Big Eight pick and 1994 Big Eight Tournament MVP Eric Piatkowski, Nebraska's second all-time leading scorer before spending 13 years in the NBA with four teams. He was inducted into the Nebraska Basketball Hall of Fame in 2006, the same year he had his jersey (No. 52) retired.

Postseason— Nebraska has made 24 all-time appearances.

Q

Quadruple— Nebraska and UAB played four overtimes on Dec. 22, 1979, (NU won 92-84), in the school's longest game ever.

R

Rankings— Nebraska posted its highest year-end national rankings ever in 1990-91, finishing at No. 9 in UPI and No. 11 in AP.

Red Zone— The Nebraska student section at Pinnacle Bank Arena. The group has nearly 1,000 seats in the lower bowl of Pinnacle Bank Arena.

Retherford, Claude— Leading scorer on NU's 1949 Big Seven championship team and a two-time first-team all-conference selection.

S


Sadler, Doc— Husker head coach from 2006-07 until 2011-12. He finished fourth on Nebraska's win chart with 101 in six seasons and guided Nebraska to three postseason appearances in his tenure.

Sauer, George— The only Husker football All-American to earn a basketball letter, he was an All-America fullback in 1933 and lettered on the hardwood in 1932 and 1933.

Simmons, Grant— First-team All-Big Eight pick in 1966 and the school's first first-team academic All-Big Eight selection.

Smith, Andre— 1981 Big Eight Player of the Year, and NU's only conference player of the year until Venson Hamilton in 1999.

Stewart, Marvin— The first player in school history to reach the 1,000-point plateau in fewer than 70 career games, as he was joined by Terran Petteway in 2014-15.



Andre Smith was the Big Eight Player of the Year in 1981, one of only two Huskers to earn the conference's top honor.

Stiehm, E.O.— NU's first full-time basketball coach (1912-15) and the only man in conference history to win league titles in football (1912, 1913, 1914) and basketball (1912, 1913, 1914) in the same year.

Strickland, Erick— A three-year starter for Nebraska who is second on the Huskers' steals list and seventh in scoring. Strickland played in the NBA for nine seasons, including his final two with the Milwaukee Bucks. He was inducted into the Nebraska Basketball Hall of Fame in 2009.

T

Three-Pointers— Nebraska hit a school-record 267 3-pointers during the 2001-02 campaign. Brian Carr hit the first 3-pointer in school history in a game at Cal-Irvine during the 1986-87 season.

Titles— Nebraska won or shared seven league titles, all prior to 1951. NU also captured the 1994 Phillips 66 Big Eight Tournament title.

Turner, Herschell— All-American player who was the first Husker to score 1,000 career points. Later went on to fame with the Harlem Globetrotters.

U

Upset— NU has knocked off three No. 1 teams, handing Kansas a 43-41 loss in 1958, Michigan a 74-73 loss in 1964-65 and Missouri a 67-51 loss at Columbia during the 1981-82 campaign. Nebraska nearly added a top-ranked victim in 1996-97 when it took Kansas to overtime before losing 82-77, and another in 2001-02 when it fell to Kansas by just one point, 88-87, in Lincoln as NU hit a school-record 18 3-pointers.

V

van Poelgeest, Richard— Born in The Netherlands, van Poelgeest was a four-year letterwinner from 1987 through 1990.

Volz, "Mutt"— First-team All-Missouri Valley Conference guard in 1925.

W

Wahlquist, George— All-America guard on NU's 1936 Big Six championship team.

Walsh, W.W.— The first first-team all-conference performer in school history (1909).

Whitehead, Bus— Two-time first-team All-Big Seven pick and the catalyst of the Huskers' 1949 and 1950 league title teams. Named as the captain of NU's all-time basketball team and earned the first Distinguished Hall of Fame Alumni award in 2003. The practice court at the Hendricks Training Complex is named after Whitehead for his contributions to the Husker program after his death in 2010.

X

Xavier— Ended Nebraska's most successful basketball season ever by handing the No. 3-seed Huskers an 89-84 loss in the first round of the 1991 NCAA Tournament at Minneapolis, Minn. NU finished with a school-record 26 victories against just eight losses.

Y

YMCA— Nebraska's first basketball game was played against a team from the Lincoln YMCA, Feb. 1, 1897. NU won 11-8.

Z

Zero— Number of home losing seasons by Nebraska in Devaney Center history, as the Huskers went .500 or better in all 37 seasons in the building.

NEBRASKA BASKETBALL HALL OF FAME



Tyronn Lue thanks the crowd during the 2013 Nebraska Basketball Hall of Fame Ceremony. Lue, a former All-Big 12 performer, is currently the associate head coach with the Cleveland Cavaliers.

The Nebraska Men's Basketball Hall of Fame was the brainchild of longtime Husker athletic supporter Jerry Solomon, who first approached the University about the project in the fall of 1988. Solomon, along with Jack Bock, Dale Herman and Dale Jensen, provided financial support for the Hall of Fame. The Hall is now co-sponsored by the Nebraska Athletic Department and the Rebounders Club with inductions held in conjunction with Legends Weekend. The first class was inducted in 1989 with 11 members. Since then, 58 players and five coaches have been inducted into the Hall of Fame, including 10 classes with at least three members.

Tyronn Lue joined this exclusive list in February of 2013. One of the most electrifying players in school history, Lue led the Huskers to 59 wins and postseason appearances in all three of his seasons at Nebraska, including an NCAA Tournament bid in 1997-98. Lue's name is all over the Husker record book, as the 6-foot guard from Mexico, Mo., finished his career in the top 10 in 13 categories and still ranks among Nebraska career leaders in 10 categories, including assists (432, fourth), scoring average (15.9, seventh), steals (154, seventh), points scored (1,577, eighth), 3-pointers (145, eighth), free throw percentage (.788, eighth) and games started (96, 10th).

As a junior in 1997-98, Lue earned first-team All-Big 12 honors, averaging 21.2 points, 4.8 assists and 4.3 rebounds per game, as the Huskers went 20-12 and reached the NCAA Tournament. His 678 points that season ranked second on Nebraska's single-season chart while his 152 assists that season was fifth on NU's single-season list. He had four of his school-record seven career 30-point efforts in 1997-98, including a career-high 36-point performance against Virginia in the Rainbow Classic. He was at his best in leading the Huskers back to the NAAs after a four-year absence. With the Huskers sitting at 4-6 in the Big 12, Lue carried the Huskers down the stretch, averaging 24.3 points and 4.5 assists per game in leading the Huskers to six consecutive conference wins and a fourth-place finish in the Big 12.

He earned second-team All-Big 12 honors during a record-setting sophomore campaign in leading the Huskers to the NIT. Lue led the Huskers in both scoring (18.8 ppg) and assists (4.3 apg), while ranking sixth in the Big 12 in scoring. Lue became an immediate contributor to the Huskers as a true freshman, starting 34 games on Nebraska's NIT Championship Team, as he averaged 8.5 points per game and set a school freshman mark with 144 assists. A member of the Big Eight All-Freshman team, Lue became the first Husker freshman to score 30 points in a game when he accomplished the feat against Oregon in just his second game as a Husker.

Following his Husker career, he was the No. 23 overall pick of the Denver Nuggets before he was traded to the Los Angeles Lakers shortly after the 1998 NBA Draft. Lue won two NBA titles with the Lakers, as part of an 11-year professional career. He played for seven teams during his NBA career, appearing in 554 career games and averaging 8.5 points and 3.1 assists per game. Following his retirement at the conclusion of the 2008-09 season, Lue joined the Boston Celtics as the organization's Director of Player Development in 2009 and was named an assistant coach in 2011. He is currently the associate head coach of the Cleveland Cavaliers.

A total of 22 people who have played supporting roles in shaping the Nebraska basketball program have also been enshrined by earning the Bud Cuca Special Merit Award. The award was renamed in honor of Cuca in 2003 after he passed away following a battle with cancer.

In 2003, the first Distinguished Hall of Fame Alumni Award was given, honoring a former player and Hall of Fame member who has been a positive force in the state and local community since his playing days ended. The award was named after Bus Whitehead, who passed away in 2010, to recognize his contributions to the Nebraska basketball program.

HALL OF FAME MEMBERS (62)

1989 (11)

James Buchanan, 1950-51-52
Sam Carrier, 1911-12-13
Steve Hokuf, 1930-31-33
Chuck Jura, 1970-71-72
Stuart Lantz, 1966-67-68
Don Maclay, 1929-30-31
Robert Parsons, 1936-37-38
Claude Retherford, 1947-48-49
Mathias "Mutt" Volz, 1923-24-25
George Wahlquist, 1933-35-36
Coach Harry Good, 1947-54

1990 (3)

Herschell Turner, 1958-59-60
Milton "Bus" Whitehead, 1948-49-50
Coach Joe Cipriano, 1964-80

1991 (3)

Leroy Chalk, 1969-70-71
Jerry Fort, 1973-74-75-76
Coach Jerry Bush, 1955-63

1992 (4)

Sid Held, 1940-41-42
Rex Ekwall, 1955-56-57
Marvin Stewart, 1969-70-71
Coach W.H. Browne, 1933-40

1993 (4)

Bob Pierce, 1949-50-51
Bill Johnson, 1952-53-54-55
Grant Simmons, 1964-65-66
Jack Moore, 1979-80-81-82

1994 (4)

Bob Cerv, 1947-48-49-50
Tom Russell, 1961-62
Nate Branch, 1965-66-67
Andre Smith, 1978-79-80-81

1995 (4)

Carl Olson, 1928-29
Don Fitz, 1939-40-41
Al Maxey, 1959-60
Tom Baack, 1966-67-68

1996 (7)

Walter Henrion, 1932-33
Gary Reimers, 1956-57-58
Wilson Fitzpatrick, 1958
Bob Gratopp, 1968-69-70
Bob Siegel, 1974-75-76-77
Dave Hoppen, 1983-84-85-86
Coach Moe Iba, 1981-86

1997 (3)

Elmer Dohrmann, 1936-37-38
Fred Seger, 1952-53-54
Tom Scantlebury, 1968-69-70

1998 (3)

Paul Amen, 1936-37-38
Willard Fagler, 1952-53-54-55
Willie Campbell, 1965-66-67

1999 (3)

Don Smidt, 1956-57-58
Jim Kubacki, 1956-57-58
Brian Banks, 1976-77-78-79

2000 (3)

Daryl Petsch, 1962-63-64
Larry Cox, 1974-75-76
Stan Cloudy, 1983-84

2001 (3)

Brian Carr, 1984-85-86-87
Rich King, 1988-89-90-91
Floyd Ebaugh, 1936-37-38

2002 (2)

Clifford Scales, 1988-89-90-91
Willard Witte, 1928-29-30

2003 (1)

Beau Reid, 1988-89-90-91

2006 (1)

Eric Piatkowski, 1991-92-93-94

2009 (2)

Erick Strickland, 1993-94-95-96
Coach Danny Nee, 1987-2000

2011 (1)

Bruce Chubick, 1991-92-93-94

2013 (1)

Tyronn Lue, 1996-97-98

NEBRASKA HALL OF FAME WHITEHEAD DISTINGUISHED ALUMNI AWARD

2003—Milton "Bus" Whitehead
2009—Rex Ekwall
2011—Albert Maxey Sr.
2013—Dave Hoppen

BUD CUCA SPECIAL MERIT AWARD

1989—Ed Childress and Bud Cuca, Lincoln
1990—Paul Schneider, Lincoln
1991—Bob Devaney, Lincoln
1992—Don Bryant, Lincoln
1993—Tony Sharpe, Lincoln
1994—George Sullivan, Lincoln
1995—Jerry Lott, Lincoln
1996—Al Papik, Lincoln
1997—Mel Worster
and Woody Varner, Lincoln
1998—Ed Kaplan, Houston, Texas
and Jerry Solomon, Lincoln
1999—Lloyd Castner, Columbus
and Dick Perry, Lincoln
2000—Larry Frederick, Lincoln
2001—George Andreas, Lincoln
2003—Jack "Butch" Lindley, Omaha
2009—Kent Pavelka, Omaha
2011—Harley and Marcia Bergmeyer, Dewitt
2013—Tom Osborne, Lincoln

NEBRASKA COACHING LEDGER



Tim Miles
2012-present



Doc Sadler
2007-2012



Barry Collier
2001-2006



Danny Nee
1987-2000



Moe Iba
1981-86



Joe Cipriano
1964-80



Jerry Bush
1955-63



Harry Good
1947-54



L.F. Klein
1946



A.J. Lewandowski
1941-45



William Browne
1933-40



Charles T. Black
1927-32



Ernest Bearg
1926



W.E. Kline
1924-25



Owen A. Frank
1922-23



Paul Schlisser
1920-21



Dr. E.J. Stewart
1917-19



Sam Waugh
1916



E.O. Stiehm
1912-15



O.F. Field
1911



T.J. Hewitt
1910



R.G. Clapp
1904-09




Fred Morrell
1902



E. Berry
1901



T.P. Hewitt
1900



Frank Lehmer
1897-99

ALL-TIME ASSISTANT COACHES

Name	Years		
Amen, Paul	1940-41	Hughes, Rex	1970-72
Anwar, David	2007-2010, 2011-12	Hunter, Kenya	2013-present
Armstrong, Charles	1938, 1942-40	Iba, Moe	1971-80
Baack, Tom	1978-86	Johnson, Ben	2012-13
Bargen, Gary	1987-95	Johnson, Bill	1996-97
Beckner, Phil	2015-present	Lewandowski, A.J.	1938-40
Benford, Tony	2006-2008	Mathews, Philip	2007-10
Broughton, Mike	2003	Mitchem, Lynn	1987-92
Campbell, Dave	2001-02	Molinari, Jim	2014-present
Carter, Tim	1984	Mouton, Kevin	2001
Cipriano, Randy	1982-86	Novsek, Doug	2003-06
Croft, Chris	2010-11	Porter, Lonnie	1973-77
Cox, Jeremy	2011-12	Rankin, Reggie	2001-03
Farley, Doug	1985-86	Reid, Arden	1987-89
Fisher, Morris	1935-37	Roese, Walter	2009-10
Flanigan, Wes	2010-12	Roth, Randy	1997-2000
Francis Jr., Jerome	2006	Sharpe, Tony	1947-63
Gates, Bob	1964-66	Smith, Craig	2012-2014
Gay, Larry	2000	Smith, Jeff	1990-95
Hammond, John	1981	Spinelli, Scott	2004-06
Harriman, Chris	2012-15	Spoonhour, Charlie	1982-83
Harshman, Dave	1978	Stevens, Ed	1967
Harrell, Bill	1968-69	Stewart, Ron	1980
Hill, Cleo	1999-2000	Webster, Tracy	2010-11
Howard, Scott	1996-98	Williams, Jimmy	1993-99
		Whitehead, Milton "Bus"	1955

HEAD COACHING RECORDS (BY WINS)

Coach	Season(s)	Years	Games	Won	Lost	Pct.	Conf. Titles
Danny Nee	1987-2000	14	444	254	190	.572	0 (1 B8T)
Joe Cipriano	1964-80	17	450	253	197	.562	0 (1 B8HT)
Moe Iba	1981-86	6	177	106	71	.599	0
Doc Sadler	2007-12	6	190	101	89	.532	0
Barry Collier	2001-06	6	180	89	91	.494	0
Harry C. Good	1947-54	8	185	86	99	.465	2
Jerry Bush	1955-63	9	213	81	132	.380	0
William Browne	1933-40	8	151	64	87	.424	1
R.G. Clapp	1904-09	6	102	59	43	.578	0
E.O. Stiehm	1912-15	4	70	56	14	.800	3
Charles T. Black	1927-32	6	108	51	57	.472	0
Paul Schlisser	1920-21	2	42	37	5	.881	0
Tim Miles	2012-present	3	96	47	49	.490	0
Dr. E.J. Stewart	1917-19	3	52	29	23	.558	0
A.J. Lewandowski	1941-45	5	87	24	63	.276	0
W.E. Kline	1924-25	2	35	23	12	.657	0
Owen A. Frank	1922-23	2	35	14	21	.400	0
Sam Waugh	1916	1	14	13	1	.929	1
O.F. Field	1911	1	18	9	9	.500	0
Ernest Bearg	1926	1	18	8	10	.444	0
Frank Lehmer	1897-99	3	10	7	3	.700	0
Walter Hiltner	1903	1	12	7	5	.583	0
L.F. Klein	1946	1	20	7	13	.350	0
T.J. Hewitt	1910	1	16	6	10	.375	0
T.P. Hewitt	1900	1	5	5	0	1.000	0
Fred Morrell	1902	1	8	5	3	.625	0
E. Berry	1901	1	6	3	3	.500	0
Totals	1897-2015	119	2,746	1,446	1,300	.529	7 (1B8T)

119 YEARS OF NEBRASKA BASKETBALL

Year	All Games		Conference		Conference Finish	Highlights, Notes							
	W	L	W	L									
1896-97	2	0	0	0	None	both games seven-on-seven							
1897-98	1	3	0	0	None	all games against YMCA teams							
1898-99	4	0	0	0	None	Neb. Wesleyan first collegiate foe							
1899-1900	5	0	0	0	None	first meeting with Kansas							
1900-01	3	3	0	0	None	win streak reaches 13 games							
1901-02	5	3	0	0	None								
1902-03	7	5	0	0	None								
1903-04	9	5	0	0	None	Wisconsin is first Big Ten foe							
1904-05	11	5	0	0	None								
1905-06	12	2	0	0	None	then-school record 12 wins							
1906-07	10	6	0	0	None	NU record 74-point win vs. Crete							
1907-08	9	10	4	2	2nd, MVC	first losing season in 10 years							
1908-09	8	15	5	5	2nd, MVC	W.W. Walsh, first-team MVC							
1909-10	6	10	6	2	2nd, MVC	E.O. Perry, first-team MVC							
1910-11	9	9	6	6	2nd, MVC	J.P. Gibson, A.O. Frank, All-MVC							
1911-12	14	1	8	0	1st, MVC	Won season's final nine games							
1912-13	17	2	10	0	1st, MVC	Sam Carrier, Ross Haskell, All-MVC; Carrier, All-American							
1913-14	15	3	7	0	1st, MVC								
1914-15	10	8	8	4	2nd, MVC	first MVC loss in four years							
1915-16	13	1	12	0	1st, MVC	perfect 12-0 in Missouri Valley							
1916-17	12	10	4	8	5th, MVC								
1917-18	7	7	4	5	5th, MVC								
1918-19	10	6	10	6	3rd, MVC	Carl Johnson, All-MVC pick							
1919-20	22	2	0	0	None	then-NU record 22 wins stood for 71 seasons, no conference affiliation							
1920-21	15	3	9	1	2nd, MVC								
1921-22	8	9	8	8	tie 4th, MVC								
1922-23	6	12	5	11	6th, MVC								
1923-24	11	7	10	6	3rd, MVC								
1924-25	12	5	11	5	2nd, MVC	Orr Goodson, Mutt Volz, All-MVC							
1925-26	8	10	7	7	5th, MVC	first season in NU Coliseum							
1926-27	12	6	7	5	4th, MVC	Clark Smatha, All-MVC pick							
1927-28	7	11	7	11	tie 7th, MVC	all games vs. league foes							
1928-29	11	5	5	5	3rd, Big Six	first season of play in Big Six							
1929-30	9	9	6	4	3rd, Big Six	Don Maclay, first-team All-Big Six							
1930-31	9	9	6	4	3rd, Big Six	Don Maclay, All-American; Steve Hokuf, first-team All-Big Six							
1931-32	3	17	2	8	6th, Big Six								
1932-33	3	13	2	8	tie 5th, Big Six	Hokuf, All-Big Six, All-American							
1933-34	7	11	5	5	4th, Big Six								
1934-35	6	12	3	7	5th, Big Six								
1935-36	13	8	7	3	2nd, Big Six	George Wahlquist, All-Big Six, All-American							
1936-37	13	7	8	2	tie 1st, Big Six	shared Big Six title, Robert Parsons, All-Big Six, All-American							
1937-38	9	11	4	6	tie 3rd, Big Six	Parsons, All-Big Six							
1938-39	7	13	3	7	5th, Big Six								
1939-40	6	12	2	8	tie 4th, Big Six								
1940-41	8	10	6	4	3rd, Big Six	Sid Held, Don Fritz, All-Big Six							
1941-42	6	13	4	6	4th, Big Six								
1942-43	6	10	5	5	tie 3rd, Big Six								
1943-44	2	13	1	9	tie 5th, Big Six	fewest wins in 46 seasons							
1944-45	2	17	1	9	6th, Big Six								
1945-46	7	13	3	7	tie 4th, Big Six								
1946-47	10	14	3	7	tie 5th, Big Six	league Holiday tourney begins							
1947-48	11	13	5	7	5th, Big Seven	first year of Big Seven							
1948-49	16	10	9	3	tie 1st, Big Seven	NU lost in NCAA District game, Claude Retherford, Big Seven MVP; Bus Whitehead, All-Big Seven							
1949-50	16	7	8	4	tie 1st, Big Seven	Bus Whitehead, All-Big Seven; tied for second straight league title							
1950-51	9	14	4	8	5th, Big Seven								
1951-52	7	17	3	9	7th, Big Seven	Jim Buchanan, All-American, All-Big Seven							
1952-53	9	11	4	8	6th, Big Seven								
1953-54	8	13	5	7	tie 4th, Big Seven								
1954-55	9	12	6	6	tie 3rd, Big Seven								
1955-56	7	16	3	9	6th, Big Seven	defeated Wooden-coached UCLA							
1956-57	11	12	5	7	tie 4th, Big Seven								
1957-58	10	13	5	7	tie 4th, Big Seven	defeated two No. 4 teams							
1958-59	12	13	5	9	tie 5th, Big Eight	first season of Big Eight							
1959-60	7	17	4	10	tie 7th, Big Eight	Herschell Turner, All-Big Eight, NU's first 1,000-point scorer							
1960-61	10	14	4	10	6th, Big Eight								
1961-62	9	16	5	9	tie 5th, Big Eight								
1962-63	6	19	1	13	8th, Big Eight	School-record 19 losses							
1963-64	7	18	5	9	tie 6th, Big Eight	Joe Cipriano's first season							
1964-65	10	15	5	9	tie 6th, Big Eight	beat No. 1 Michigan in Lincoln							
1965-66	20	5	12	2	2nd, Big Eight	first winning season in 15 years, school's second 20-win campaign; finished season ranked 11th (UPI); Grant Simmons, All-Big Eight							
1966-67	16	9	10	4	tie 2nd, Big Eight	first-ever NIT Tournament bid; Stuart Lantz, All-Big Eight							
1967-68	15	10	8	6	tie 3rd, Big Eight	Lantz, All-Big Eight pick; NU won Big Eight Holiday title							
1968-69	12	14	5	9	tie 6th, Big Eight								
1969-70	16	9	7	7	tie 3rd, Big Eight								
1970-71	18	8	8	6	4th, Big Eight	Marvin Stewart, All-Big Eight							
1971-72	14	12	7	7	4th, Big Eight	Chuck Jura, All-Big Eight							
1972-73	9	17	4	10	tie 6th, Big Eight								
1973-74	14	12	7	7	4th, Big Eight	Jerry Fort, All-Big Eight							
1974-75	14	12	7	7	4th, Big Eight	Jerry Fort, All-Big Eight; then-school-record 40 points against Missouri							
1975-76	19	8	10	4	3rd, Big Eight	Jerry Fort, All-Big Eight; finished with then-school-record 1,882 points; last season in NU Coliseum							
1976-77	15	14	7	7	5th, Big Eight	first season in Devaney Center; first NU-Creighton meeting in 45 years							
1977-78	22	8	9	5	2nd, Big Eight	NU makes 2nd NIT appearance; Brian Banks, All-Big Eight							
1978-79	14	13	7	7	5th, Big Eight								
1979-80	18	13	8	6	tie 2nd, Big Eight	Andre Smith, All-Big Eight; Moe Iba, Big Eight Coach of the Year							
1980-81	15	12	9	5	tie 2nd, Big Eight	Smith, Big Eight POW; Iba, Big Eight Coach of the Year							
1981-82	16	12	7	7	tie 4th, Big Eight	Jack Moore, All-Big Eight; NU defeated No. 1 Missouri							
1982-83	22	10	9	5	tie 3rd, Big Eight	NU reached NIT semifinals							
1983-84	18	12	7	7	3rd, Big Eight	Second straight NIT bid; Dave Hoppen, All-Big Eight							
1984-85	16	14	5	9	tie 5th, Big Eight	Hoppen, All-Big Eight, set six school records							
1985-86	19	11	8	6	3rd, Big Eight	NU's first-ever NCAA berth; Hoppen, All-Big Eight, finished as NU's all-time leading scorer							
1986-87	21	12	7	7	5th, Big Eight	third place in NIT							
1987-88	13	18	4	10	7th, Big Eight	first losing season in 15 years							
1988-89	17	16	4	10	7th, Big Eight	second NIT bid in three years							
1989-90	10	18	3	11	7th, Big Eight								
1990-91	26	8	9	5	3rd, Big Eight	School-record 26 wins, finished with highest-ever ranking at No. 9; NU-record tying 14 straight wins							
1991-92	19	10	7	7	5th, Big Eight	Second straight NCAA bid							
1992-93	20	11	8	6	tie 2nd, Big Eight	Third straight NCAA bid; Eric Piatkowski, All-Big Eight							
1993-94	20	10	7	7	4th, Big Eight	Fourth straight NCAA bid; second straight 20-win season; Big Eight Tournament champs; Piatkowski, All-Big Eight							
1994-95	18	14	4	10	7th, Big Eight	NIT bid, fifth straight postseason							
1995-96	21	14	4	10	7th, Big Eight	NIT Champions							
1996-97	18	15	7	9	7th, Big 12	School-record seventh straight postseason appearance (NIT)							
1997-98	20	12	10	6	4th, Big 12	First NCAA berth in four years; Tyrnon Lue, All-Big 12							
1998-99	20	13	10	6	tie 5th, Big 12	Ninth straight postseason (NIT); Venson Hamilton, Big 12 Player of Year							
1999-2000	11	19	4	12	tie 8th, Big 12	See is NU's winningest coach							
2000-01	14	16	7	9	7th, Big 12	Collier's first season with Huskers							
2001-02	13	15	6	10	tie 7th, Big 12	Cochran career record 268 3-ptrs.							
2002-03	11	19	3	13	12th, Big 12	tied school record for losses							
2003-04	18	13	6	10	9th, Big 12	First postseason bid under Collier							
2004-05	14	14	7	9	t8th, Big 12	McCray, Maric set NU frosh records							
2005-06	19	14	7	9	6th, Big 12	Second postseason bid in three years							
2006-07	17	14	6	10	t7th, Big 12	First season under Doc Sadler							

ALL-TIME RESULTS



Nebraska's first basketball team posted a 2-0 record in 1896-97.

1896-97

Overall Record: 2-0
 Home: 2-0 Away: 0-0
 Coach: Frank Lehmer
 H 2/2 Lincoln YMCA W 11 8
 H 2/23 Lincoln YMCA W 23 14
 Season Notes: Six years after Dr. James Naismith invented the game, NU fielded its first team...Coach Frank Lehmer guided first team...both games were played seven-on-seven.

1897-98

Overall Record: 1-3
 Home: 0-3 Away: 1-0
 Coach: Frank Lehmer
 H 1/8 Lincoln YMCA L 9 15
 H 1/15 Omaha YMCA L 12 16
 H 2/1 Lincoln YMCA L 13 20
 A 2/22 Omaha YMCA W 10 9
 Season Notes: After three straight losses to open season, Nebraska ended its second year of intercollegiate basketball with 10-9 win over Omaha YMCA in its first-ever road game.

1898-99

Overall Record: 4-0
 Home: 3-0 Away: 1-0
 Coach: Frank Lehmer
 H 12/13 Nebraska Wesleyan W 37 5
 H 1/17 Doane W 52 7
 H 1/20 Omaha YMCA W 21 14
 A 2/2 Nebraska Wesleyan W 57 3
 Season Notes: Second undefeated season in school history...final season for NU's first coach, Frank Lehmer...after six games in first two seasons of intercollegiate basketball against Lincoln and Omaha YMCA teams, Huskers faced first collegiate opponent in Nebraska Wesleyan.

1899-1900

Overall Record: 5-0
 Home: 5-0 Away: 0-0
 Coach: T.P. Hewitt
 H Nebraska Wesleyan W 42 9
 H Lincoln YMCA W 39 7
 H Doane W 57 3
 H Omaha YMCA W 26 14
 H 3/2 Kansas W 48 8
 Season Notes: Third and final undefeated season in school history...Kansas game at Lincoln was first-ever between Big Eight Conference schools and ranks as worst loss ever for Jayhawks... W.E. Anderson had school's first 30-point game with 34 vs. KU...Coach T.P. Hewitt's only season.

1900-01

Overall Record: 3-3
 Home: 2-1 Away: 1-2
 Coach: E. Berry
 A Omaha YMCA W 13 11
 H Lincoln YMCA W 10 8
 H Omaha YMCA W 20 12
 H Omaha YMCA L 20 28
 A Fond du Lac L 20 32
 A Stevens Point A.C. L 13 38
 Season Notes: NU opened season with three straight wins to run win streak to 13 straight, but then dropped final three games to finish .500...third consecutive .500 or better record...only season for Coach E. Berry.

1901-02

Overall Record: 5-3
 Home: 3-0 Away: 2-3
 Coach: Fred Morrell
 H 1/18 Nebraska Wesleyan W 63 14
 H 2/1 Lincoln YMCA W 32 30
 A 2/15 Minnesota L 9 52
 A 2/17 Sioux City YMCA W 42 24
 A 2/28 Haskell L 29 79
 A 3/1 Kansas W 35 29
 A 3/3 Topeka YMCA L 36 52
 H 3/22 Topeka YMCA W 27 13
 Season Notes: First and only season for Coach Fred Morrell...fourth straight .500 or better season.

1902-03

Overall Record: 7-5
 Home: 3-1 Away: 4-4
 Coach: Walter Hiltner
 H 12/18 Lincoln YMCA W 25 18
 A 1/17 Haskell L 18 25
 H 1/24 Lincoln YMCA L 24 35
 H 1/31 Kansas W 23 18
 A 2/3 Denver YMCA W 44 29
 A 2/4 Colorado College W 39 11
 A 2/5 Colorado W 28 12
 A 2/6 Greeley High W 25 15
 A 2/7 Cheyenne Business L 28 42
 H 2/20 Lincoln YMCA W 33 20
 A 3/6 Minnesota Ag. L 4 13
 A 3/7 Minnesota L 14 41
 Season Notes: In only season under Coach Walter Hiltner, Nebraska posted 7-5 record...fifth straight .500-plus campaign.

1903-04

Overall Record: 9-5
 Coach: R.G. Clapp
 (Sites and dates unavailable)
 Nebraska Wesleyan W 47 10
 Highland Park L N/A N/A
 Lincoln High W 49 26
 Nebraska Wesleyan L 31 32
 Lincoln YMCA L N/A N/A
 Lincoln YMCA W N/A N/A
 Lincoln YMCA W 31 12
 Nebraska Wesleyan W 25 9
 Omaha Christian W 35 26
 Sioux City YMCA L 14 49
 Morningside W 57 27
 Minnesota L 21 42
 Minneapolis YMCA W 15 10
 H Wisconsin W 25 22

Season Notes: In first season under Coach R.G. Clapp, Nebraska won school-record nine games...Wisconsin was first Big Ten school to play Huskers at Lincoln.

1904-05

Overall Record: 11-5
 Coach: R.G. Clapp
 (Sites and dates unavailable)
 Nebraska Wesleyan W 32 31
 Highland Park L 34 39
 Nebraska Wesleyan W 57 23
 Omaha YMCA W 24 21
 Fort Dodge W 53 27
 Shattuck W 44 22
 Minnesota W 22 21
 Minnesota W 28 25
 Omaha YMCA L 29 30
 Baker W 49 19
 Port Washington W 47 36
 Ripon L 28 32
 Menasha W 37 19
 Lawrence W 37 24
 Lewis L 32 61
 Chicago Central L 22 59
 Season Note: Huskers won then-school-record 11 games.

1905-06

Overall Record: 12-2
 Home: 4-1 Away: 8-1
 Coach: R.G. Clapp
 H 1/13 Kansas City A.C. W 33 22
 H 1/29 Kansas City YMCA W 25 24
 H 2/3 Baker W 34 23
 H 2/12 Kansas L 17 37
 A 2/19 Kansas State W 50 14
 A 2/20 Fort Riley W 43 13
 A 2/21 Baker W 33 27
 A 2/22 Independence W 41 16
 A 2/23 Kansas City A.C. L 21 49
 A 2/25 Kansas City A.C. W 26 25
 H 3/15 Brown "B" W 57 12
 A 3/20 Bellevue W 39 27
 A 3/21 Fort Dodge W 33 23
 A 3/22 Shattuck W 59 23
 Season Note: Nebraska won then-school-record 12 games with just two losses.

1906-07

Overall Record: 10-6
 Home: 5-0 Away: 5-6
 Coach: R.G. Clapp
 A 1/4 Crete W 82 8
 A 1/11 Nebraska Wesleyan W 38 26
 H 1/26 Central City W 40 9
 H 1/28 Iowa W 25 17
 H 2/9 Kansas W 32 19
 A 2/14 Fort Dodge W 34 22
 A 2/15 Minnesota L 19 20
 A 2/16 Minnesota L 18 20
 A 2/18 Hudson W 26 25
 A 2/19 Marshfield (Co. A) W 33 16
 A 2/20 Portage (Co. F) L 23 27

A 2/21 Wisconsin L 31 35
 A 2/22 Iowa L 29 32
 A 2/23 Grinnell L 21 27
 H 3/1 Denver W 40 13
 H 3/25 Nebraska Wesleyan W 59 11
 Season Notes: Nebraska posted ninth straight .500 or better record, third consecutive under Coach R.G. Clapp...74-point margin of victory over Crete (82-8) is largest in school history.

1907-08

Overall Record: 9-10
 Conference: 4-2 in Missouri Valley (2nd)
 Home: 3-3 (2-2) Away: 6-7 (2-0)
 Coach: R.G. Clapp
 A 12/18 Nebraska Wesleyan W 33 19
 H 1/11 Muscatine L 21 39
 A 1/15 Kansas State W 36 18
 A 1/16 Washburn W 26 25
 A 1/17 Kansas W 20 17
 A 1/18 Kansas W 23 21
 H 1/23 Highland Park W 51 23
 H 1/31 Missouri W 41 30
 H 2/1 Missouri W 43 31
 H 2/21 Kansas L 26 28
 H 2/22 Kansas L 25 28
 A 2/28 Minnesota L 12 43
 A 2/29 Minnesota L 10 32
 A 3/2 Portage L 16 39
 A 3/3 Wisconsin L 4 43
 A 3/4 DePaul W 25 18
 A 3/5 Morrison L 19 23
 A 3/6 Iowa L 26 39
 A 3/7 Grinnell L 14 37
 Season Notes: First season as member of Missouri Valley Conference...Huskers won MVC North Division title with 4-2 record, but because of scheduling difficulties, did not play a game against a team in own division... Husker Wilbur Wood was nation's second black college basketball player at a predominately white institution... Jumbo Stiehm, who would later become NU's football and basketball coach, scored 24 points in Wisconsin's 43-4 victory at Madison...second sub-.500 record in school history.

1908-09

Overall Record: 8-15
 Conference: 5-5 in Missouri Valley (2nd)
 Home: 5-5 (4-0) Away: 3-10 (1-5)
 Coach: R.G. Clapp
 H 12/12 Cotner W 28 24
 H 12/17 Lincoln YMCA L 16 34
 A 1/7 Kansas State W 36 31
 A 1/8 Kansas L 13 48
 A 1/9 Kansas L 17 36
 H 1/15 Iowa State W 42 20
 H 1/16 Iowa State W 40 21
 H 1/22 Drake W 39 30
 H 1/23 Drake W 34 12
 H 1/30 Kansas L 13 18
 H 2/1 Missouri L 24 26
 A 2/5 Minnesota L 17 24
 A 2/6 Minnesota L 21 39
 A 2/8 Iowa State L 16 22
 A 2/9 Iowa State W 31 17
 A 2/10 Drake L 12 34
 A 2/11 Drake L 15 25
 H 2/19 Minnesota L 26 28
 H 2/20 Minnesota L 20 29
 KC 3/4 Kansas L 22 28
 KC 3/5 Kansas L 15 24
 KC 3/6 Kansas W 32 29
 A 3/8 Nebraska Wesleyan L 32 62
 Season Notes: For second straight year, Nebraska captured MVC Northern Division title...Kansas took two of three games against Cornhuskers in playoff at Kansas City, Mo., and won conference title...W.W. Walsh earned first-team All-MVC honors, first NU player ever honored... Coach R.G. Clapp retired after six seasons.

1909-10

Overall Record: 6-10
Conference: 6-2 in Missouri Valley (2nd)
Home: 4-3 (4-0) Away: 2-7 (2-2)
Coach: T.J. Hewiat

A	1/6	Kansas State	L	16	27
A	1/7	Kansas	L	17	32
A	1/8	Kansas	L	16	40
H	1/21	Iowa State	W	24	21
H	1/22	Iowa State	W	29	26
H	1/28	Drake	W	40	14
H	1/29	Drake	W	27	6
A	2/8	Drake	W	20	16
A	2/10	Drake	W	22	13
A	2/11	Iowa State	L	23	34
A	2/12	Iowa State	L	17	18
H	2/14	Kansas State	L	17	28
A	2/18	Minnesota	L	14	33
A	2/19	Minnesota	L	9	27
H	2/26	Kansas	L	20	40
H	2/27	Kansas	L	13	40

Season Notes: In only season under Coach T.J. Hewiat, Nebraska finished 6-10...Huskies won MVC North Division title for third straight year, but Kansas had better division record than NU and was declared conference champion...E.O. Perry was first-team All-Missouri Valley Conference pick.

1910-11

Overall Record: 9-9
Conference: 6-6 in Missouri Valley (2nd)
Home: 6-3 (4-2) Away: 3-6 (2-4)
Coach: O.F. Field

H	1/7	Cotner	L	17	35
H	1/14	Nebraska Wesleyan	W	42	26
H	1/20	Iowa State	W	41	20
H	1/21	Iowa State	L	31	33
A	1/26	Morningside	W	23	19
A	1/27	Minnesota	L	10	25
A	1/28	Minnesota	L	15	40
H	2/4	South Dakota	W	30	25
A	2/6	Iowa State	L	27	31
A	2/7	Iowa State	W	22	19
A	2/8	Missouri	L	26	39
A	2/9	Missouri (OT)	L	36	37
A	2/10	Kansas	W	15	11
A	2/11	Kansas	L	12	37
H	2/24	Kansas	W	38	28
H	2/25	Kansas	W	34	24
H	2/26	Missouri	W	30	23
H	2/27	Missouri	L	20	23

Season Notes: NU finished second in Missouri Valley Conference, three games behind Kansas...J.P. Gibson and O.A. Frank earned first-team All-Missouri Valley Conference honors...NU's first-ever overtime game.

1911-12

Overall Record: 14-1
Conference: 8-0 in Missouri Valley (1st)
Home: 6-0 (4-0) Away: 8-1 (4-0)
Coach: E.O. "Jumbo" Stiehm

H	1/12	Drake	W	42	24
H	1/13	Drake	W	35	13
A	1/18	Kansas State	W	26	25
A	1/19	Kansas	W	30	27
A	1/20	Kansas	W	30	26
A	1/26	Minnesota	L	15	40
A	1/27	Morningside	W	62	10
H	2/2	Iowa State	W	33	12
H	2/3	Iowa State	W	40	14
A	2/21	Drake	W	33	15
A	2/22	Drake	W	46	14
A	2/23	Iowa State	W	31	21
A	2/24	Iowa State	W	31	12
H	3/1	Kansas	W	49	21
H	3/2	Kansas	W	29	28

Season Notes: Huskies claimed MVC North Division crown with 8-0 record...after 25-point loss at Minnesota in sixth game of season, Nebraska won final nine games...in first season as Husker mentor, Stiehm made history by becoming first coach in conference history to win football and basketball titles in the same academic year...he repeated the feat a year later.

1912-13

Overall Record: 17-2
Conference: 10-0 in Missouri Valley (1st)
Home: 10-0 (5-0) Away: 7-2 (5-0)
Coach: E.O. "Jumbo" Stiehm

H	1/11	Cotner	W	29	18
H	1/17	Omaha X	W	46	13
H	1/18	Nebraska Wesleyan	W	39	26
A	1/23	St. Joseph's	W	25	11
A	1/24	Sacred Heart	W	31	9
A	1/25	Minnesota	L	11	20
H	1/31	Drake	W	32	7
H	2/1	Drake	W	24	15
A	2/7	Nebraska Wesleyan	W	27	20
H	2/15	Kansas State	W	27	16
A	2/19	Drake	W	21	4
A	2/20	Drake	W	25	11
A	2/21	Iowa State	W	29	12
A	2/22	Iowa State	W	16	10
H	2/28	Iowa State	W	28	8
H	3/1	Iowa State	W	24	12
H	3/10	Kansas	W	40	25
A	3/11	Kansas	W	18	16
N	3/12	Kansas*	L	24	30

*Manhattan, Kan.

Season Notes: Huskies won North Division title with 10-0 record, recognized as league champion...dropped playoff game to South Division champ Kansas, 30-24, at

Manhattan, Kan....Ross Haskell and Sam Carrier were first-team All-Missouri Valley Conference selections; Carrier also earned All-America honors.

1913-14

Overall Record: 15-3 Conference: 7-0 in Missouri Valley (1st)
Home: 7-2 (4-0) Away: 8-1 (3-0)
Coach: E.O. "Jumbo" Stiehm

H	1/10	Omaha X	W	44	22
H	1/17	Cotner	W	56	11
H	1/23	Nebraska Wesleyan	W	29	20
H	1/24	Nebraska Wesleyan	L	18	24
A	2/5	St. Joseph's	W	48	11
A	2/6	Minnesota	W	21	16
A	2/7	Minnesota	W	14	9
A	2/9	Fort Dodge Co. G.	W	38	22
H	2/13	Drake	W	32	20
H	2/14	Drake	W	31	10
A	2/17	Omaha Alumni	W	40	19
A	2/18	Simpson	L	21	22
A	2/19	Drake	W	36	17
A	2/20	Iowa State	W	15	9
A	2/21	Iowa State	W	16	3
H	2/27	Iowa State	W	24	16
H	2/28	Iowa State	W	41	13
H	3/5	Wesleyan Auto	L	19	31

Season Notes: Nebraska captured Missouri Valley Conference North Division crown with 7-0 record...squad was known as "Point a Minute" team, because it was reported to be so fast it took a movie camera to catch it.

1914-15

Overall Record: 10-8
Conference: 8-4 in Missouri Valley (2nd)
Home: 3-2 (3-1) Away: 7-6 (5-3)
Coach: E.O. "Jumbo" Stiehm

A	1/6	Ft. Dodge (Co. G.)	L	18	23
A	1/7	Hamline	W	20	9
A	1/8	Minnesota	L	18	22
A	1/9	Minnesota	L	9	23
H	1/15	Iowa State	W	32	15
H	1/16	Iowa State	W	25	12
A	1/20	Kansas State	W	26	19
A	1/21	Kansas State	W	26	20
A	1/22	Kansas	L	18	43
A	1/23	Kansas	L	23	30
A	2/5	Nebraska Wesleyan	W	13	9
A	2/10	Drake	W	14	5
A	2/11	Drake	W	23	14
A	2/12	Iowa State	W	24	12
A	2/13	Iowa State	L	11	25
H	2/19	Drake	L	19	20
H	2/20	Drake	W	27	11
H	3/3	Nebraska Wesleyan	L	15	39

Season Notes: Huskies finished second in Missouri Valley Conference race, three games back of first-place Kansas...final season for Coach E.O. Stiehm.

1915-16

Overall Record: 13-1
Conference: 12-0 in Missouri Valley (1st)
Home: 8-0 (8-0) Away: 5-1 (4-0)
Coach: Sam Waugh

H	1/14	Kansas	W	34	33
H	1/15	Kansas	W	40	27
H	1/21	Drake	W	41	12
H	1/22	Drake	W	44	16
A	1/30	Burgess-Nash	W	24	20
H	2/4	Iowa State	W	35	21
H	2/5	Iowa State	W	31	14
H	2/11	Kansas State	W	21	20
H	2/12	Kansas State	W	26	25
A	2/18	Nebraska Wesleyan	L	19	23
A	2/23	Drake	W	34	24
A	2/24	Drake	W	40	15
A	2/25	Iowa State	W	23	14
A	2/26	Iowa State	W	29	17

Season Notes: Huskies won Missouri Valley Conference title with 12-0 record; finished 13-1 in only season under direction of Coach Sam Waugh...lone loss was 23-19 decision to cross-town rival Nebraska Wesleyan.

1916-17

Overall Record: 12-10
Conference: 4-8 in Missouri Valley (5th)
Coach: Dr. E.J. Stewart
(Some sites and dates unavailable)

Simpson	W	20	13		
Cotner	W	42	10		
Grinnell	L	9	22		
St. Joseph's	W	21	11		
St. Thomas (Minn.)	W	23	8		
Hamline	W	15	8		
Brandeis (Omaha)	W	29	11		
York College	W	23	14		
Nebraska Wesleyan	W	27	14		
H	2/9	Missouri	L	16	18
H	2/10	Missouri	L	7	18
A	2/16	Kansas State	L	13	45
A	2/16	Kansas State	L	10	34
A	2/16	Kansas	W	21	19
A	2/17	Kansas	L	10	30
A	2/22	Iowa State	L	7	19
A	2/23	Iowa State	L	17	24
A	2/23	Drake	W	23	13
Drake	W	26	18		
Nebraska Wesleyan	L	15	18		
H	3/9	Iowa State	L	22	24
H	3/10	Iowa State	W	24	21

Season Note: First season on sideline for Coach E.J. Stewart.

1917-18

Overall Record: 7-7
Conference: 4-5 in Missouri Valley (5th)
Home: 3-3 (1-1) Away: 4-4 (3-4)
Coach: Dr. E. J. Stewart

H	Camp Funston	L	14	43	
H	Fort Dodge	W	19	16	
H	Fort Dodge	L	14	21	
A	Washington (Mo.)	L	17	44	
A	2/8	Missouri	L	9	22
A	2/9	Missouri	L	8	16
H	2/15	Kansas	W	24	23
H	2/16	Kansas	L	25	31
A	Nebraska Wesleyan	W	18	10	
H	Nebraska Wesleyan	W	24	14	
A	Drake	W	32	10	
A	Drake	W	21	14	
A	Kansas State	W	31	23	
A	Kansas State	L	16	26	


Season Note: Eighth straight .500 or better record.

1918-19

Overall Record: 10-6
Conference: 10-6 in Missouri Valley (3rd)
Home: 6-3 (6-3) Away: 4-3 (4-3)
Coach: Dr. E.J. Stewart

A	1/22	Drake	W	34	13
A	1/23	Grinnell	W	24	14
A	1/24	Grinnell	L	15	16
A	1/25	Drake	W	24	14
H	1/30	Drake	L	15	22
H	2/1	Drake	W	19	9
H	2/7	Washington (Mo.)	W	35	25
H	2/8	Washington (Mo.)	W	28	13
H	2/14	Missouri	W	28	26
H	2/15	Missouri	W	21	14
A	3/5	Kansas	L	17	31
A	3/6	Kansas	W	29	24
H	3/8	Kansas State	L	32	34
A	3/9	Kansas State	L	21	30
H	3/12	Grinnell	W	27	15
H	3/13	Grinnell	L	21	22

Season Notes: NU finished third in Missouri Valley Conference race...Carl Jackson was first-team all-conference pick, first for Huskies in six seasons...final season for Coach E.J. Stewart.



The 1911-12 team captured the school's first Missouri Valley Conference title.

HUSKER HOOP HOMES OVER THE YEARS



GRANT HALL: 1897-1926



NEBRASKA COLISEUM: 1927-1976



BOB DEVANEY SPORTS CENTER: 1976-2013



PINNACLE BANK ARENA: 2013-PRESENT

ALL-TIME RESULTS

1919-20

Overall Record: 22-2
 Conference: No conference affiliation
 Home: 11-1 Away: 11-1
 Coach: Paul Schlisser

H	12/17	Morningside	W	37	14
H	12/18	Morningside	W	39	9
H	1/9	Omaha Athletic Club	W	51	10
H	1/10	Omaha Athletic Club	W	26	23
A	1/13	Hastings	W	47	9
A	1/14	Colorado College	W	32	19
A	1/15	Colorado College	L	23	25
A	1/16	Colorado	W	27	16
A	1/17	Colorado	W	24	17
H	1/23	South Dakota	W	41	12
H	1/24	South Dakota	W	33	12
H	2/5	Indiana	L	20	24
H	2/6	Indiana	W	38	18
H	2/13	Michigan State	W	43	26
H	2/14	Michigan State	W	39	20
A	2/20	Notre Dame	W	25	18
H	2/21	Notre Dame	W	31	15
A	2/24	Morningside	W	44	12
A	2/25	Morningside	W	50	13
A	2/26	Knox (OT)	W	31	24
A	2/27	Valparaiso	W	30	17
A	2/28	Valparaiso	W	35	20
H	3/5	Colorado College	W	23	9
H	3/6	Colorado College	W	33	12

Season Notes: Playing without a conference affiliation for first time since 1906-07 season, Nebraska finished with first 20-win season ever (22 victories)...fewest losses for NU since 1915-16 season...22 wins would stand as school record until 1990-91 campaign...first season on Husker sideline for Coach Paul Schlisser.

1920-21

Overall Record: 15-3
 Conference: 9-1 in Missouri Valley (2nd)
 Home: 10-1 (6-0) Away: 5-2 (3-1)
 Coach: Paul Schlisser

A	1/1	Illinois	W	30	25
A	1/3	Illinois	L	24	26
A	1/4	Illinois Wesleyan	W	32	1
H	1/14	Grinnell	W	31	10
H	1/15	Grinnell	W	28	15
H	1/21	South Dakota	W	39	13
H	1/31	Oklahoma	W	34	20
H	2/1	Oklahoma	W	28	15
A	2/9	Iowa State	L	30	38
A	2/10	Iowa State	W	32	23
A	2/11	Grinnell	W	31	16
A	2/12	Grinnell	W	29	22
H	2/18	Notre Dame	W	25	18
H	2/19	Notre Dame	W	39	21
H	2/25	Colgate	L	15	21
H	2/26	Colgate	W	24	15
H	3/4	Iowa State	W	33	16
H	3/5	Iowa State	W	37	11

Season Notes: Nebraska finished second in the conference race with 9-1 mark...final season for Coach Paul Schlisser.

1921-22

Overall Record: 8-9
 Conference: 8-8 in Missouri Valley (t-4th)
 Home: 4-4 (4-4) Away: 4-5 (4-4)
 Coach: Owen A. Frank

A	1/4	Wisconsin	L	14	27
H	1/7	Washington (Mo.)	W	31	23
A	1/9	Iowa State	W	21	14
H	1/13	Missouri	L	31	46
H	1/14	Grinnell	W	27	17
H	1/19	Kansas	L	15	25
A	1/27	Oklahoma	L	21	29
H	2/4	Iowa State	L	7	26
A	2/7	Grinnell	W	28	25
A	2/14	Kansas State	W	25	24
A	2/18	Drake	L	32	34
H	2/22	Oklahoma	W	39	34
A	2/24	Missouri	L	16	55
A	2/25	Washington (Mo.)	W	33	32

H	2/28	Drake	L	15	29
H	3/3	Kansas State	W	21	13
A	3/6	Kansas	L	18	41

Season Note: In first season under Coach Owen A. Frank, Nebraska finished 8-9 overall, 8-8 in MVC.

1922-23

Overall Record: 6-12
 Conference: 5-11 in Missouri Valley (6th)
 Home: 2-7 (1-7) Away: 4-5 (4-4)
 Coach: Owen A. Frank

A	1/5	Kansas	L	20	30
A	1/6	Kansas State	W	21	15
H		Drake	L	18	30
H		Oklahoma	W	25	19
H	1/22	Missouri	L	18	33
A	1/25	Drake	L	25	36
A	1/26	Iowa State	W	21	15
A	1/27	Grinnell	W	20	13
H		Grinnell	L	17	32
H	2/3	Iowa State	L	17	21
A		Oklahoma	L	25	31
H	2/12	Kansas	L	15	36
H		Kansas State	L	14	17
H		Washington (Mo.)	L	32	34
A	2/24	Missouri	L	22	39
A		Washington (Mo.)	W	24	22
H		Nebraska Wesleyan	W	24	22
A		Creighton	L	24	46

Season Note: Final season for Coach Owen A. Frank.

1923-24

Overall Record: 11-7
 Conference: 10-6 in Missouri Valley (3rd)
 Home: 8-2 (7-2) Away: 3-5 (3-4)
 Coach: W.E. Kline

A		Kansas City A.C.	L	18	27
H	1/5	Missouri	W	24	18
H		Oklahoma	W	35	21
H		Kansas State	W	27	14
A	1/17	Kansas State	L	23	26
A	1/18	Kansas	L	18	19
A		Oklahoma	L	20	32
H	1/26	Kansas	L	10	13
H		Creighton	W	25	21
A		Drake	L	15	19
A		Grinnell	W	32	19
A	2/8	Missouri	W	31	11
A	2/9	Washington (Mo.)	W	32	18
H		Grinnell	W	32	18
H		Washington (Mo.)	W	38	17
A	2/27	Iowa State	W	18	16
H	3/3	Iowa State	W	27	14
H		Drake	L	12	25

Season Note: Nebraska finished 11-7 in Coach W.E. Kline's rookie season.

1924-25

Overall Record: 12-5
 Conference: 11-5 in Missouri Valley (2nd)
 Home: 6-2 (6-2) Away: 6-3 (5-3)
 Coach: W.E. Kline

A	1/9	Kansas State	W	23	11
A	1/10	Oklahoma	W	23	18
H	1/17	Drake	W	20	8
H	1/31	Kansas	L	20	25
H	2/7	Oklahoma	W	31	17
H	2/9	Grinnell	W	35	27
H	2/13	Kansas State	W	32	20
A	2/17	Kansas	L	20	28
A	2/20	Washington (Mo.)	W	24	20
A	2/21	Missouri	W	25	20
H	2/24	Iowa State	W	37	17
H	2/27	Missouri	W	24	21
A	2/28	Creighton	W	15	11
A	3/2	Drake	L	10	18
A	3/3	Grinnell	L	21	36
A	3/4	Iowa State	W	28	13
H	3/5	Washington (Mo.)	L	16	36

Season Notes: In second and final season under Coach W.E. Kline, Huskers finished second to Kansas in Missouri Valley.

Valley Conference race...Orr Goodson and Mutt Volz were first-team all-conference picks, first time a Husker player had been so honored since 1918-19 season; first time two NU players landed spot on first unit since 1912-13.

1925-26

Overall Record: 8-10
 Conference: 7-7 in Missouri Valley (5th)
 Home: 4-5 (4-3) Away: 4-5 (3-4)
 Coach: Ernest Bearg
 H 12/18 South Dakota..... L 19 20
 A 1/2 Kansas City A.C..... L 20 36
 A 1/9 Creighton..... W 20 15
 H 1/16 Grinnell..... W 24 14
 H 1/23 Iowa State..... W 18 13
 A 1/30 Grinnell..... W 39 18
 A 2/1 Iowa State..... W 27 12
 A 2/2 Drake..... W 23 21
 H 2/6 Kansas..... L 14 25
 A 2/9 Kansas State..... L 26 41
 H 2/15 Creighton..... L 11 15
 H 2/16 Kansas State..... L 21 28
 H 2/19 Missouri..... L 24 26
 H 2/20 Washington (Mo.)..... W 26 20
 A 2/27 Kansas..... L 17 30
 H 3/1 Drake..... W 22 21
 A 3/5 Missouri..... L 22 24
 A 3/6 Washington (Mo.)..... L 14 22
 Season Notes: In only season under Coach Ernest Bearg, Huskers finished 8-10...after playing in Grant Hall since 1897, NU dropped first-ever game in NU Coliseum to Kansas, 25-14.

1926-27

Overall Record: 12-6
 Conference: 7-5 in Missouri Valley (4th)
 Home: 7-2 (4-2) Away: 5-4 (3-3)
 Coach: Charles T. Black
 A Hillyard's..... L 20 36
 A Kansas State..... L 23 34
 A Washington (Mo.)..... W 37 20
 A 1/15 Missouri..... W 35 23
 A 1/19 Kansas..... W 27 24
 H Drake..... L 34 35
 H 1/29 Iowa State..... W 35 19
 A Oklahoma..... W 37 29
 A Oklahoma State..... L 24 27
 H Grinnell..... W 30 22
 H Kansas State..... W 26 24
 H 2/14 Missouri..... W 27 22
 H Oklahoma..... W 36 26
 H Washington (Mo.)..... W 41 24
 H 2/26 Kansas..... L 25 34
 H Oklahoma State..... W 35 25
 A 3/3 Iowa State..... L 24 26
 A 3/4 Drake..... W 46 32
 Season Notes: In first season under Coach Charles T. Black, a former Kansas All-American, Huskers finished 12-6 and 7-5 in Missouri Valley, good for fourth place...Clark Smatha earned first-team All-Missouri Valley Conference honors.

1927-28

Overall Record: 7-11
 Conference: 7-11 in Missouri Valley (1-7th)
 Home: 5-4 (5-4) Away: 2-7 (2-7)
 Coach: Charles T. Black
 A 12/16 Washington (Mo.)..... L 27 28
 A 12/17 Missouri..... L 15 36
 H 1/7 Missouri..... W 36 26
 H 1/9 Washington (Mo.)..... L 19 30
 A 1/14 Drake..... L 28 32
 H 1/21 Kansas State..... L 24 29
 H 1/28 Iowa State..... W 37 26
 H 2/4 Oklahoma State..... L 21 32
 A 2/9 Iowa State..... W 32 26
 A 2/10 Grinnell..... W 35 22
 H 2/14 Drake..... W 34 27
 A 2/17 Kansas..... L 27 33
 A 2/18 Kansas State..... L 22 28

H 2/24 Kansas..... W 32 28
 H 2/25 Oklahoma..... L 36 38
 H 2/28 Grinnell..... W 35 16
 A 3/3 Oklahoma..... L 28 43
 A 3/5 Oklahoma State..... L 43 47
 Season Notes: Entire schedule was played against conference opponents...NU was 7-9 with two games left, but lost bid for .500 with losses at Oklahoma and Oklahoma State to end season.

1928-29

Overall Record: 11-5
 Conference: 5-5 in Big Six (3rd)
 Home: 6-2 (3-2) Away: 5-3 (2-3)
 Coach: Charles T. Black
 H 12/20 South Dakota..... W 36 25
 A 1/4 Colorado College..... W 32 24
 A 1/5 Colorado College..... W 48 26
 H 1/12 Missouri..... L 25 30
 H 1/15 South Dakota..... W 46 28
 H 1/19 Kansas..... W 30 29
 A 1/24 Kansas State..... L 21 30
 A 1/26 Oklahoma..... L 20 29
 H 2/2 Iowa State..... W 45 39
 A 2/7 Kansas..... W 37 31
 H 2/11 Oklahoma..... L 34 39
 H 2/16 Drake..... W 37 24
 A 2/22 Iowa State..... L 33 37
 A 2/23 Drake..... W 33 26
 A 2/25 Missouri..... W 39 33
 H 3/2 Kansas State..... W 62 45
 Season Notes: After being affiliated with the Missouri Valley Conference since 1907-08, Nebraska, Missouri, Kansas, Kansas State, Iowa State and Oklahoma formed the Big Six...second winning season in three years for Coach Charles T. Black.

1929-30

Overall Record: 9-9
 Conference: 6-4 in Big Six (3rd)
 Home: 6-3 (3-2) Away: 3-6 (3-2)
 Coach: Charles T. Black
 A 12/28 Saint Louis..... L 27 37
 A 12/30 Butler..... L 26 38
 A 1/2 West Virginia..... L 19 45
 A 1/4 Pittsburgh..... L 27 34
 A 1/10 Kansas State..... W 41 39
 H 1/11 Montana State..... L 30 61
 H 1/14 South Dakota State..... W 29 27
 A 1/18 Missouri..... L 21 27
 H 1/20 Oklahoma..... W 35 20
 A 1/22 Iowa State..... W 32 22
 H 1/25 Iowa..... W 41 26
 H 2/1 Kansas State..... L 42 46
 A 2/8 Oklahoma..... W 47 37
 A 2/10 Kansas..... L 20 27
 H 2/12 Saint Louis..... W 45 43
 H 2/15 Missouri..... W 34 31
 H 2/22 Iowa State..... W 52 50
 H 3/1 Kansas..... L 35 36
 Season Notes: Nebraska led Big Six in scoring at 34.9 points per game...Don Maclay was first-team All-Big Six center...NU finished two games back of league champion Missouri.

1930-31

Overall Record: 9-9
 Conference: 6-4 in Big Six (2nd)
 Home: 5-4 (3-2) Away: 4-5 (3-2)
 Coach: Charles T. Black
 A 12/13 South Dakota..... W 18 17
 H 12/19 Pittsburgh..... L 22 23
 A 12/27 Washington..... L 38 41
 A 12/29 Washington..... L 24 27
 A 12/30 Washington..... L 32 38
 H 1/5 Brigham Young..... L 44 55
 H 1/10 Missouri..... W 42 32
 A 1/17 Oklahoma..... W 36 30
 A 1/19 Kansas (OT)..... W 31 30
 H 1/24 Drake..... W 30 25
 H 1/31 Iowa State..... W 31 19

H 2/2 Butler..... W 32 14
 A 2/7 Missouri..... L 20 33
 A 2/9 Kansas State..... W 37 31
 H 2/14 Kansas..... L 29 34
 A 2/16 Iowa State..... L 28 42
 H 2/24 Kansas State..... L 30 32
 H 2/28 Oklahoma..... W 41 30
 Season Notes: Nebraska's second-place finish in Big Six race was its best since 1924-25 campaign...Huskers finished one game back of first-place Kansas...center Don Maclay earned All-America honors...Steve Hokuf earned first-team All-Big Six honors as a guard.

1931-32

Overall Record: 3-17
 Conference: 2-8 in Big Six (6th)
 Home: 1-9 (1-4) Away: 2-8 (1-4)
 Coach: Charles T. Black
 H 12/12 South Dakota..... L 36 41
 H 12/17 Brigham Young..... L 27 31
 A 12/19 Iowa..... L 29 34
 A 12/28 Wisconsin-Superior..... L 34 36
 A 12/29 Minnesota..... L 24 32
 H 1/4 Carleton..... L 30 40
 A 1/8 Iowa State..... W 28 24
 A 1/9 Drake..... W 33 19
 H 1/12 Kansas..... L 31 34
 A 1/16 Missouri..... L 18 30
 A 1/18 Kansas State..... L 20 32
 H 1/23 Oklahoma..... L 34 37
 H 2/1 Iowa State..... L 32 33
 H 2/6 Kansas State..... W 32 26
 H 2/10 Saint Louis..... L 28 31
 A 2/13 Oklahoma..... L 32 46
 A 2/15 Kansas..... L 19 51
 H 2/26 Missouri..... L 28 32
 A 3/4 Creighton..... L 18 47
 H 3/7 Creighton..... L 26 28
 Season Notes: Three wins were fewest for Huskers since 1900-01 season...last year of NU-Creighton series until 1977-78 campaign...final season for Coach Charles T. Black.

1932-33

Overall Record: 3-13
 Conference: 2-8 in Big Six (t-5th)
 Home: 2-7 (1-4) Away: 1-6 (1-4)
 Coach: William H. Browne
 H 12/16 Arkansas..... L 24 41
 A 12/22 Carleton..... L 19 23
 A 12/23 Minnesota..... L 25 27
 H 1/2 Minnesota..... L 22 32
 H 1/3 Stanford..... L 17 21
 A 1/6 Kansas..... L 29 32
 A 1/7 Missouri..... L 33 37
 H 1/14 Kansas State..... W 31 25
 H 1/30 Iowa State..... L 25 30
 H 2/4 Kansas..... L 20 34
 A 2/11 Oklahoma..... L 35 39
 A 2/13 Kansas State..... L 30 36
 H 2/18 South Dakota..... W 34 25
 H 2/25 Missouri..... L 31 39
 A 2/28 Iowa State..... W 43 16
 H 3/4 Oklahoma..... L 27 38
 Season Notes: Huskers finished with three wins for second consecutive season...debut for Coach William H. Browne...Steve Hokuf was first-team All-Big Six pick and earned All-America honors.

1933-34

Overall Record: 7-11
 Conference: 5-5 in Big Six (4th)
 Home: 5-2 (4-1) Away: 2-9 (1-4)
 Coach: William H. Browne
 A 12/20 Marquette..... L 22 25
 A 12/21 Northwestern..... L 22 35
 A 12/22 DePaul..... L 13 33
 A 12/29 North Dakota..... L 22 50
 A 12/30 North Dakota State..... W 32 29
 A 1/1 Minnesota..... L 16 32
 A 1/5 Iowa State (OT)..... W 37 31

H 1/9 Kansas..... W 24 21
 A 1/13 Missouri..... L 26 36
 A 1/15 Kansas State..... L 24 25
 H 1/20 Wyoming..... L 24 33
 H 1/27 Oklahoma..... L 36 44
 H 2/3 Kansas State..... W 38 31
 H 2/9 Missouri..... W 34 27
 A 2/17 Oklahoma..... L 23 53
 A 2/19 Kansas..... L 24 25
 H 2/24 Iowa State..... W 26 21
 H 3/3 Saint Louis..... W 29 25
 Season Note: Nebraska lost four straight to open the season, then went 7-7 over last 14 games.

1934-35


Overall Record: 6-12
 Conference: 3-7 in Big Six (5th)
 Home: 6-4 (3-2) Away: 0-8 (0-5)
 Coach: William H. Browne
 A 12/15 Wyoming..... L 23 26
 H 12/20 Iowa..... L 24 31
 H 12/22 North Dakota..... W 34 21
 H 12/29 Minnesota..... W 26 24
 H 1/2 Stanford..... L 31 34
 A 1/4 Millikin..... L 35 36
 A 1/5 Saint Louis..... L 28 30
 H 1/12 Iowa State..... W 32 31
 A 1/19 Missouri..... L 31 32
 A 1/21 Kansas State..... L 41 47
 H 1/26 Denver..... W 34 22
 H 2/4 Missouri..... L 21 23
 A 2/9 Oklahoma..... L 32 38
 A 2/11 Kansas..... L 21 32
 H 2/15 Kansas..... L 24 32
 H 2/18 Oklahoma..... W 32 24
 A 2/23 Iowa State..... L 14 22
 H 3/2 Kansas State..... W 28 21
 Season Note: NU won Big Six opener, then dropped six straight in conference play and finished with fourth consecutive losing record.

1935-36

Overall Record: 13-8
 Conference: 7-3 in Big Six (2nd)
 Home: 7-1 (4-1) Away: 6-7 (3-2)
 Coach: William H. Browne
 H 12/17 Brigham Young..... W 53 34
 A 12/20 Minnesota..... W 41 24
 A 12/27 Wyoming..... W 46 42
 A 12/28 Brigham Young..... L 39 46
 A 12/30 Utah..... W 48 47
 A 1/3 Santa Clara..... L 48 61
 A 1/4 Stanford..... L 39 42
 A 1/7 Denver..... L 35 45
 H 1/10 Missouri..... W 31 26
 H 1/13 Wyoming..... W 31 22
 A 1/18 Oklahoma..... W 40 33
 A 1/20 Kansas..... L 23 45
 A 1/25 Iowa State (OT)..... L 40 41
 H 2/1 Kansas State..... W 43 30
 H 2/3 South Dakota..... W 48 27
 A 2/8 Missouri..... W 43 33
 A 2/10 Kansas State..... W 40 32
 H 2/15 Iowa State..... W 49 20
 H 2/24 Oklahoma..... W 55 28
 H 2/29 Kansas..... L 36 43

Olympic Playoff
 KC 3/12 Oklahoma State..... L 19 36
 Season Notes: George Wahlquist was first-team All-Big Six selection and earned All-America honors...NU finished second to Kansas in Big Six race, three games back of 10-0 Jayhawks...13 wins were most for Huskers since school-record 22 victories in 1919-20.

ALL-TIME RESULTS



Elmer Dohrmann is the all-time leading letterwinner at Nebraska, earning 11 letters, including three each in football, basketball and baseball and two in track. He played basketball at Nebraska from 1936 to 1938, helping the Huskers to a conference title in 1935-36.

1936-37

Overall Record: 13-7

Conference: 8-2 in Big Six (t-1st)

Home: 7-1 (4-1) Away: 6-6 (4-1)

Coach: William H. Browne

A	12/11	South Dakota	L	31	33
H	12/19	Montana	W	53	39
H	12/21	Minnesota	W	29	24
H	12/22	Ohio State	W	32	23
A	12/26	Loyola (Ill.)	L	35	53
A	12/28	Western Reserve	W	41	35
A	12/29	Canisius	L	34	39
A	12/30	St. Thomas (Pa.)	W	42	41
A	1/1	Temple	L	27	43
A	1/2	George Washington	L	22	41
A	1/9	Missouri	W	31	22
H	1/16	Iowa State	W	45	33
H	1/18	Oklahoma	L	31	34
A	1/30	Kansas State	W	41	38
A	2/2	Kansas	L	22	27
A	2/12	Oklahoma	W	33	29
H	2/15	Kansas State	W	40	37
H	2/19	Missouri	W	50	21
H	2/27	Kansas	W	37	32
A	3/3	Iowa State	W	48	31

Season Notes: Nebraska closed season with five straight wins to earn a share of Big Six title for first time since 1915-16...Robert Parsons was first-team All-Big Six pick and earned All-America honors...NU had consecutive double-digit win total for first time in more than a decade.

1937-38

Overall Record: 9-11

Conference: 4-6 in Big Six (t-3rd)

Home: 7-3 (3-2) Away: 2-8 (1-4)

Coach: William H. Browne

A	12/11	Ohio State	L	31	42
H	12/17	South Dakota	W	44	28
A	12/20	Minnesota	L	28	33
A	12/23	Indiana	L	42	43
A	12/28	Detroit	L	33	34
A	12/30	Bradley	L	30	50
A	1/1	Niagara	W	43	37
H	1/7	California	W	38	32
H	1/10	Colorado	W	29	18

1939-40

Overall Record: 6-12

Conference: 2-8 in Big Six (t-4th)

Home: 5-6 (2-3) Away: 1-6 (0-5)

Coach: William H. Browne

H	12/9	South Dakota	W	39	15
H	12/15	Indiana	L	39	49
H	12/20	Stanford	W	48	47
A	12/23	Minnesota	L	37	61
H	12/27	Utah	L	40	63
A	12/30	Wisconsin	W	53	43
H	1/2	Detroit	L	46	47
H	1/6	California	W	46	32
H	1/8	Iowa State	W	44	28
A	1/13	Missouri	L	33	46
A	1/19	Kansas State	L	25	32
A	1/23	Kansas	L	24	40
H	1/27	Oklahoma	L	41	56
H	2/3	Missouri	L	40	41
A	2/9	Oklahoma	L	28	45
H	2/13	Kansas State	W	61	28
A	2/17	Iowa State	L	33	40
H	2/24	Kansas	L	41	48

Season Notes: Nebraska dropped eight of last nine games to spoil Coach W.H. Browne's final season... Huskers dropped 10-point decision to eventual national champion Indiana at Lincoln in second game of season.

1940-41

Overall Record: 8-10

Conference: 6-4 in Big Six (3rd)

Home: 5-4 (3-2) Away: 3-6 (3-2)

Coach: A.J. Lewandowski

A	12/6	South Dakota	L	39	40
H	12/14	Marquette	W	35	20
H	12/18	Kentucky	W	40	39
H	12/21	Minnesota	L	36	43
A	12/26	California	L	24	30
A	12/27	Stanford	L	46	57
A	12/30	Oregon State	L	38	61
H	1/4	Wisconsin	L	31	46
H	1/7	Kansas State	W	33	23
H	1/10	Oklahoma	L	29	40
A	1/17	Kansas State	L	32	35
H	1/20	Missouri	W	40	29
A	1/25	Iowa State	W	38	35
H	2/1	Iowa State	W	41	36
A	2/10	Kansas	L	38	44
A	2/15	Missouri	W	38	36
A	2/22	Oklahoma	W	43	42
H	3/1	Kansas	L	53	55

Season Notes: Two-point loss to Kansas in season finale kept Nebraska from .500 record for first time since 1936-37 season...Sid Held and Don Fritz earned first-team All-Big Six honors...first season of five-year tenure for Coach A.J. Lewandowski...for second straight year, NU lost game to eventual national champion (Wisconsin) in non-league play.

1941-42

Overall Record: 6-13

Conference: 4-6 in Big Six (4th)

Home: 4-4 (3-2) Away: 2-9 (1-4)

Coach: A.J. Lewandowski

H	12/12	South Dakota	W	48	28
A	12/15	Indiana	L	29	56
A	12/16	Kentucky	L	27	42
H	12/20	UCLA	L	36	42
H	12/22	Oregon	L	42	49
A	12/27	Minnesota	L	32	56
A	12/29	Detroit	L	29	33
A	12/30	Iowa	W	41	34
H	1/6	Kansas State	W	44	38
H	1/12	Missouri	W	51	45
A	1/17	Kansas	L	32	51
H	1/24	Great Lakes	L	40	50
A	1/31	Iowa State	L	33	39
A	2/2	Kansas State	L	35	38
H	2/7	Iowa State	W	39	31
A	2/14	Kansas	L	30	58
A	2/16	Oklahoma	L	29	37
H	2/21	Oklahoma	L	41	46

A 2/28 Missouri..... W 41 40
Season Note: After 2-0 Big Six start, NU lost four straight and seven of last nine games to finish with sub-.500 record for fifth straight season.

1942-43

Overall Record: 6-10

Conference: 5-5 in Big Six (t-3rd)

Home: 4-4 (3-2) Away: 2-6 (2-3)

Coach: A.J. Lewandowski

A	12/7	South Dakota	L	30	40
A	12/12	Illinois	L	27	69
H	12/19	Iowa	W	52	43
H	12/30	Indiana	L	39	40
A	1/5	Kansas State	W	41	32
A	1/16	Missouri	W	39	56
A	1/18	Iowa State	L	38	50
H	1/21	Gardner Naval	L	37	52
H	1/30	Oklahoma	L	32	56
KC	2/6	Gardner Naval	L	37	43
H	2/13	Kansas	L	24	56
H	2/17	Kansas State (OT)	W	50	47
H	2/20	Missouri	W	56	50
A	2/23	Kansas	L	33	52
H	2/27	Iowa State	W	51	36
A	3/1	Oklahoma	L	48	65

Season Notes: Huskers swept Missouri third straight season...also swept Kansas State for first time in seven seasons.

1943-44

Overall Record: 2-13 Conference: 1-9 in Big Six (t-5th)

Home: 2-5 (1-4) Away: 0-8 (0-5)

Coach: A.J. Lewandowski

A	12/10	Iowa	L	33	50
A	12/11	DePaul	L	15	55
A	12/13	Minnesota	L	21	40
H	12/18	South Dakota	W	41	31
A	1/8	Iowa State	L	24	56
A	1/15	Kansas	L	27	51
A	1/17	Oklahoma	L	35	45
H	1/22	Minnesota	L	32	45
H	2/1	Kansas State	W	54	47
H	2/5	Missouri (OT)	L	32	36
A	2/12	Missouri	L	29	44
A	2/14	Iowa State	L	35	58
H	2/19	Kansas	L	47	56
H	2/26	Oklahoma	L	32	43
A	2/29	Kansas State	L	37	40

Season Notes: Fewest wins in season for Huskers since 1897-98 campaign...Nebraska failed to win road game for first time in eight years.

1944-45

Overall Record: 2-17 Conference: 1-9 in Big Six (6th)

Home: 2-7 (1-4) Away: 0-10 (0-5)


Coach: A.J. Lewandowski

H	12/16	Iowa	L	45	61
H	12/22	Minnesota	L	54	55
KC	12/23	Kansas State	L	46	49
H	12/27	Pentathlon	W	54	40
A	12/29	Illinois	L	39	71
A	12/30	Indiana	L	42	65
H	1/3	Oklahoma	L	37	44
A	1/8	Iowa State	L	38	50
A	1/12	Kansas	L	33	48
A	1/13	Oklahoma*	L	45	48
A	1/15	NATTC**	L	34	57
A	1/20	Kansas State	L	48	70
H	1/30	Navy Pre-Flight	L	42	62
H	2/3	Missouri	L	41	47
H	2/10	Kansas	W	59	45
A	2/17	Missouri (2OT)	L	54	55
A	2/19	Iowa State	L	45	47
H	2/20	Navy Pre-Flight***	L	41	55
H	2/24	Kansas State	L	47	55

*at Oklahoma City, Okla.; **at Norman, Okla.;

***at Iowa City, Iowa

Season Notes: Final season for Coach A.J. Lewandowski... Huskers lost 10 straight from Dec. 27 through Feb. 3, ended streak with 14-point homecourt win over Kansas, then lost final four games of season.



Before starring with the New York Yankees, Bob Cerv lettered for the NU cagers from 1947 to 1950, one of seven athletes in NU history to earn eight or more monograms.

1945-46

Overall Record: 7-13
Conference: 3-7 in Big Six (t-4th)
Home: 5-4 (2-3) Away: 2-9 (1-4)
Coach: L.F. Klein
A 12/8 Minnesota L 30 55
H 12/11 South Dakota W 52 29
KC 12/14 Missouri L 54 63
KC 12/15 Kansas State W 62 47
A 12/17 Iowa L 35 61
H 12/20 Illinois L 51 62
H 12/28 Oregon State W 48 40
A 12/29 Bradley L 33 53
A 12/31 Marquette L 36 49
H 1/2 Kansas State W 44 37
A 1/7 Oklahoma L 48 70
H 1/11 Kansas L 45 56
A 1/14 Iowa State L 39 57
A 1/18 Missouri W 44 42
H 2/1 South Dakota State W 52 50
H 2/8 Iowa State L 45 57
H 2/11 Oklahoma L 44 51
A 2/15 Kansas L 30 72
H 2/25 Missouri W 42 39
A 2/28 Kansas State L 49 54
Season Note: L.F. Klein replaced A.J. Lewandowski as NU head coach and guided Huskers to 7-13 record in only season on bench.

1946-47

Overall Record: 10-14
Conference: 3-7 in Big Six (t-5th)
Home: 7-4 (3-2) Away: 3-10 (0-5)
Coach: Harry Good
H 12/4 South Dakota W 68 37
H 12/7 Ottumwa Navy W 65 45
H 12/9 Drake W 48 44
Big Six Holiday Tournament
KC 12/12 Arkansas L 46 57
KC 12/13 Iowa State W 54 51
KC 12/14 Oklahoma L 52 63
H 12/17 St. Mary's (Calif.) L 54 58
H 12/23 Minnesota L 58 66

A 12/28 Illinois L 37 72
A 12/30 Louisville L 53 68
A 12/31 Western Kentucky L 56 74
A 1/4 Kansas State L 54 63
H 1/6 Oklahoma W 44 41
H 1/14 Kansas W 48 46
A 1/18 Missouri L 41 47
A 1/20 Iowa State L 44 61
A 1/31 Drake W 65 44
A 2/1 Ottumwa Navy W 72 53
H 2/4 South Dakota State W 53 34
H 2/10 Iowa State L 54 56
A 2/15 Kansas L 37 69
A 2/17 Oklahoma L 49 63
H 2/22 Missouri L 49 60
H 2/27 Kansas State W 54 50
Season Notes: NU was 9-10 with five games to go, but lost four of last five games to end 10-14...Harry Good became the NU head coach after several seasons at the University of Indiana...first year of league-sponsored Holiday Tournament at Kansas City, Mo., an event that lasted through 1978-79.

1947-48

Overall Record: 11-13
Conference: 5-7 in Big Seven (5th)
Home: 6-4 (3-3) Away: 5-9 (2-4)
Coach: Harry Good
H 12/8 Purdue L 56 60
A 12/13 Minnesota L 59 63
H 12/16 South Dakota W 65 38
Big Seven Holiday Tournament
KC 12/18 Missouri W 46 44
KC 12/19 Oklahoma State L 46 47
KC 12/20 Kansas (OT) L 60 64
H 12/23 Colorado State W 67 47
A 12/27 Stanford* W 51 47
A 12/29 San Jose State L 38 39
A 12/30 Nevada-Reno L 58 63
A 1/2 Northern Colorado W 58 54
A 1/6 Iowa State L 44 55
H 1/12 Missouri L 54 66
A 1/17 Colorado W 59 55

H 1/31 Kansas State L 45 64
H 2/3 South Dakota State W 66 56
A 2/7 Kansas W 61 57
A 2/9 Oklahoma L 57 79
A 2/14 Missouri L 41 47
H 2/21 Iowa State W 62 57
H 2/25 Colorado W 58 53
A 2/27 Kansas State L 49 56
H 3/1 Oklahoma L 74 81
H 3/6 Kansas W 70 64

*San Francisco, Calif.
Season Notes: Claude Retherford led team in scoring, tallied school single-season record 244 points...Huskers were 10-11 going into final three games of season and had shot at first winning season since 1935-36, but dropped two of those games for 11th straight losing season...Colorado joined Big Six and the league changed its name to the Big Seven...NU led Big Seven in scoring at 55.9 points per game for all games.

1948-49

Overall Record: 16-10
Conference: 9-3 in Big Seven (t-1st)
Home: 9-2 (5-1) Away: 7-8 (4-2)
Coach: Harry Good
H 12/1 NW Missouri State W 59 39
H 12/6 Minnesota L 52 61
H 12/11 Northern Iowa W 63 52
A 12/17 Purdue L 47 64
A 12/18 Cincinnati L 46 64
A 12/20 Duquesne L 49 55
A 12/21 Western Reserve W 83 80

Big Seven Holiday Tournament
KC 12/28 Kansas State L 34 48
KC 12/29 Missouri L 50 52
KC 12/30 Harvard W 56 54
H 1/8 Kansas W 52 34
H 1/11 Washington (Mo.) W 48 45
H 1/15 Iowa State W 71 50
H 1/29 South Dakota W 72 50
H 1/31 Kansas State W 70 48
H 2/5 Colorado W 45 43
A 2/12 Kansas W 49 39
A 2/14 Oklahoma L 45 47
A 2/19 Iowa State W 44 41
H 2/21 Missouri W 47 46
A 2/26 Colorado W 56 45
A 3/1 Kansas State L 28 53
H 3/5 Oklahoma L 49 56
A 3/7 Missouri W 52 48

Big Seven Playoff
KC 3/14 Oklahoma W 57 56
NCAA District Tournament
KC 3/16 Oklahoma State (2) L 35 52
Season Notes: Cornhuskers tied Oklahoma for first-place in league, beat Sooners in league playoff for spot in NCAA District Tournament...first NU title on hardwood since 1936-37 season...Claude Retherford led team in scoring for third straight year, finished with then-school single-season record 311 points...Retherford was first-team All-Big Seven pick, led conference in scoring for league games-only at 12.4 points per game and was conference MVP...Bus Whitehead also earned first-team all-conference honors...for second straight year, NU led league in scoring with 52.3 average.

1949-50

Overall Record: 16-7
Conference: 8-4 in Big Seven (t-1st)
Home: 12-1 (5-1) Away: 4-6 (3-3)
Coach: Harry Good
H 12/3 South Dakota State W 61 32
H 12/7 NW Missouri State W 58 39
A 12/12 Bradley (1) L 54 64
H 12/14 Northern Iowa W 60 54
H 12/17 Baylor W 69 55
H 12/19 Northern Colorado W 63 43
H 12/23 Idaho W 66 45
Big Seven Holiday Tournament
KC 12/28 Colorado L 57 67
KC 12/29 Michigan L 65 67
KC 12/30 Iowa State (OT) W 85 67

H 1/2 South Dakota W 47 40
H 1/10 Kansas W 57 56
H 1/14 Iowa State W 64 46
A 1/16 Colorado L 59 72
H 1/30 Kansas State (OT, 12) W 65 63
H 2/6 Missouri W 50 41
A 2/11 Kansas L 36 49
A 2/13 Oklahoma W 57 55
H 2/18 Colorado W 59 49
A 2/20 Missouri W 55 48
A 2/25 Iowa State (OT) W 56 54
H 3/4 16/Oklahoma L 48 64
A 3/11 Kansas State (14) L 60 63

Season Notes: Nebraska tied Kansas and Kansas State for Big Seven title; second straight year Huskers earned share of conference crown...NU went into final regular-season game with chance to win crown outright, but dropped three-point decision at Kansas State, forced to settle for tie with Jayhawks and Wildcats...Huskers finished seventh in Big Seven Holiday tourney, but opened league play 4-1, then after 13-point loss at Kansas, rebounded to win four straight before losing back-to-back games to end season...Bus Whitehead was first-team All-Big Seven performer, led Cornhuskers in scoring and tallied then-single-season record 360 points...NU made first-ever appearance in AP poll at No. 16 the week of Feb. 28.

1950-51

Overall Record: 9-14 Conference:
4-8 in Big Seven (5th)
Home: 7-2 (4-2) Away: 2-12 (0-6)
Coach: Harry Good
A 12/2 Minnesota L 41 55
H 12/4 NW Missouri State W 61 39
A 12/8 Washington L 49 54
A 12/9 Washington L 53 71
A 12/11 California* L 59 62
A 12/12 Santa Clara W 53 38
H 12/19 Northern Iowa W 63 55
Big Seven Holiday Tournament
KC 12/28 Missouri (9) W 54 52
KC 12/29 Kansas State L 53 72
KC 12/30 Kansas (10) L 47 63
H 1/3 South Dakota W 74 49
A 1/6 Kansas (20) L 41 66
H 1/8 Iowa State W 51 49
A 1/15 Colorado L 45 51
A 2/2 Iowa State L 51 67
H 2/5 Kansas State (4) L 50 79
H 2/10 Kansas (20) L 52 61
A 2/12 Oklahoma L 49 72
H 2/19 Missouri W 54 52
H 2/24 Colorado W 58 45
A 2/26 Kansas State (5) L 48 74
H 3/3 Oklahoma W 46 44
A 3/7 Missouri L 57 68

*San Francisco, Calif.
Season Notes: After a 1-1 start in league play, NU lost five straight, before winning three of last five league games...Bob Pierce averaged team-high 16.7 points, broke NU single-season scoring mark with 384 points...Jim Buchanan was only other player in double digits.

1951-52

Overall Record: 7-17
Conference: 3-9 in Big Seven (7th)
Home: 7-4 (3-3) Away: 0-13 (0-6)
Coach: Harry Good
H 12/1 Northern Iowa W 60 44
H 12/8 Minnesota L 55 63
H 12/11 NW Missouri State W 59 43
H 12/15 Fresno State W 72 48
A 12/19 Southern Methodist L 55 61
A 12/20 Texas Christian (OT) L 57 58
A 12/21 Tampa L 76 81
A 12/22 Miami L 60 70
Big Seven Holiday Tournament
KC 12/27 Kansas State (8) L 67 87
KC 12/28 Colorado L 63 68
KC 12/29 Iowa State L 66 75
H 1/5 Colorado W 63 61

ALL-TIME RESULTS

A 1/12	Kansas State (7)	L	36	71
H 1/14	Kansas (1)	L	66	69
H 1/26	South Dakota	W	82	59
A 1/28	Iowa State	L	72	78
H 2/2	Missouri	L	55	60
H 2/9	Oklahoma	W	67	66
A 2/11	Colorado	L	65	67
A 2/16	Kansas (9)	L	52	90
A 2/18	Oklahoma	L	59	65
H 2/25	Iowa State	W	75	53
H 3/1	Kansas State (3)	L	60	75
A 3/3	Missouri	L	53	68

Season Notes: Huskers posted second straight losing record and finished last in league for first time since 1944-45 campaign...guard Jim Buchanan earned All-America honors and was first-team All-Big Seven pick...Buchanan led Huskers in scoring with 16.7 average.

1952-53

Overall Record: 9-11	Conference: 4-8 in Big Seven (6th)			
Home: 5-4 (2-4)	Away: 4-7 (2-4)			
Coach: Harry Good				
H 12/6	South Dakota	W	65	53
A 12/13	Minnesota	L	62	71
H 12/17	Springfield	W	82	73
A 12/20	Bradley	W	73	65

Big Seven Holiday Tournament				
KC 12/27	Kansas	L	66	73
KC 12/29	Iowa State	W	83	79
KC 12/30	Colorado	L	53	67
H 1/3	Harvard	W	92	53
A 1/5	Colorado	W	80	65
H 1/12	Kansas	L	59	65
H 1/17	Iowa State	L	60	78
H 1/19	Missouri	W	73	62
H 2/7	Kansas State (5)	W	80	67
H 2/9	Colorado	L	78	86
A 2/14	Kansas (14)	L	58	77
A 2/16	Oklahoma	W	59	53
A 2/21	Missouri	L	59	66
H 2/28	Oklahoma	L	70	78
A 3/2	Iowa State	L	66	93
A 3/10	Kansas State (8)	L	80	108

Season Notes: Huskers were 8-5 at one point, but lost six of final seven games to post third straight losing season...Bill Johnson led team in both scoring (13.9) and rebounding (9.4).

1953-54

Overall Record: 8-13	Conference: 5-7 in Big Seven (t-4th)			
Home: 6-3 (4-2)	Away: 2-10 (1-5)			
Coach: Harry Good				
A 12/5	Minnesota	L	64	75
H 12/12	Iowa	W	81	70
H 12/15	South Dakota	W	70	53
A 12/19	Oregon State (11)	L	55	83
A 12/21	Oregon	L	68	84
A 12/22	Oregon	L	72	74

Big Seven Holiday Tournament				
KC 12/26	Kansas State	W	78	74
KC 12/29	Oklahoma	L	70	86
KC 12/30	Missouri	L	57	72
A 1/4	Iowa State	W	74	60
H 1/9	Oklahoma	W	76	72
H 1/11	Kansas State	W	88	75
H 1/18	Missouri	W	80	72
A 2/6	Kansas State	L	70	91
H 2/8	Colorado	L	67	75
A 2/13	Kansas (20)	L	68	79
A 2/15	Oklahoma	L	68	76
A 2/20	Colorado	L	58	83
H 2/22	Kansas (17)	L	62	67
H 2/27	Iowa State	W	78	65
A 3/1	Missouri	L	67	82

Season Notes: Huskers got off to 3-6 start, opened Big Seven play with four straight wins, but lost six straight and seven of their final eight games to finish 8-13...Bill Johnson led team in both scoring (18.2) and rebounding (11.2) for second straight season...Johnson's scoring average stood as NU record for 13 seasons...Johnson grabbed NU single-game record 26 rebounds in Jan. 4 game at Iowa State.

1954-55

Overall Record: 9-12	Conference: 6-6 in Big Seven (t-3rd)			
Home: 7-1 (5-1)	Away: 2-11 (1-5)			
Coach: Jerry Bush				
A 12/6	Iowa (4)	L	61	84
H 12/11	South Dakota	W	87	51
A 12/18	Bradley	W	93	68
A 12/20	Alabama (19)	L	76	88
A 12/22	Memphis State	L	79	86

Big Seven Holiday Tournament				
KC 12/27	Missouri (7)	L	58	75
KC 12/29	Colorado	L	47	89
KC 12/30	Kansas (16)	L	66	69
H 1/4	Iowa State	W	76	63
A 1/8	Missouri (9)	L	59	67
H 1/11	Kansas State	W	69	59
H 1/15	Kansas	W	66	62
H 1/21	NW Missouri State	W	74	54
A 2/5	Kansas State	L	62	79
H 2/7	Colorado	W	84	77
H 2/12	Oklahoma	W	75	67
H 2/14	Missouri (14)	L	73	76
A 2/19	Kansas	W	68	55
A 2/21	Oklahoma	L	76	78
A 2/26	Iowa State	L	75	82
A 3/5	Colorado	L	66	77

Season Notes: Under the direction of first-year mentor Jerry Bush, the Huskers finished 9-12...Bush, who replaced Harry Good as NU's coach, came to Lincoln after posting a 129-59 record in seven years at Toledo...Huskers were 9-9 after 18 games, but lost last three games to record school's fifth straight losing season...Willard Fagler led team in scoring with 13.6 average, while Rex Ekwall averaged team-high 11.5 rebounds per game.

1955-56

Overall Record: 7-16	Conference: 3-9 in Big Seven (6th)			
Home: 5-5 (2-4)	Away: 2-11 (1-5)			
Coach: Jerry Bush				
A 12/3	Iowa	L	51	60
H 12/9	Texas Tech (OT)	W	69	63
A 12/10	Michigan	L	71	77
A 12/12	Wichita State	L	46	71
H 12/16	UCLA	W	71	65
A 12/19	Wisconsin	L	52	71
H 12/21	Vanderbilt (8)	L	48	66

Big Seven Holiday Tournament				
KC 12/28	Missouri	L	66	71
KC 12/29	Cornell (N.Y.)	W	70	69
KC 12/30	Kansas State	L	51	79
A 1/7	Colorado	L	63	78
H 1/16	Missouri	W	83	77
H 1/21	Colorado	L	50	77
H 2/4	Emporia State	W	72	59
H 2/6	Kansas State	L	52	66
A 2/11	Kansas	L	56	80
A 2/13	Oklahoma (OT)	W	68	61
H 2/18	Iowa State (OT)	L	69	71
A 2/20	Kansas State	L	50	73
H 2/25	Kansas	L	56	60
H 3/3	Oklahoma (OT)	W	64	63
A 3/5	Missouri	L	80	88
A 3/9	Iowa State	L	74	94

Season Notes: Biggest win of season was 71-65 homecourt decision over eventual Pac-8 Conference champion UCLA, the only time an NU team beat a John Wooden-coached Bruin squad...three of NU's seven wins were in overtime...Rex Ekwall led NU in both scoring (14.9) and rebounding (10.7).

1956-57

Overall Record: 11-12	Conference: 5-7 in Big Seven (t-4th)			
Home: 7-2 (4-2)	Away: 4-10 (1-5)			
Coach: Jerry Bush				
A 11/30	UCLA	L	56	69
A 12/1	UCLA	L	60	78
H 12/3	Iowa	W	67	43
H 12/8	Michigan	W	73	60

H 12/10	Wisconsin	W	53	51
H 12/17	Purdue	W	65	62
A 12/20	Texas Tech	W	67	66
A 12/22	Vanderbilt	L	54	78
Big Seven Holiday Tournament				
KC 12/27	Michigan State	L	65	79
KC 12/28	Missouri	W	70	65
KC 12/29	Iowa State (14)	L	69	89
H 1/7	Colorado	W	74	52
A 1/12	Colorado	L	56	60
A 1/19	Missouri	W	84	65
A 2/4	Kansas State	L	53	89
H 2/9	Kansas (2)	L	54	69
A 2/11	Missouri	W	53	49
A 2/16	Iowa State (9)	L	47	59
H 2/18	Kansas State (17)	L	56	81
A 2/23	Kansas (2)	L	60	87
A 2/25	Oklahoma	L	53	55
H 3/6	Oklahoma	W	64	55
H 3/9	Iowa State (17)	W	67	58

Season Notes: After 0-2 start, Huskers won five straight games, with four of those victories against Big Ten schools...NU was 8-6 after Jan. 19 win over Missouri, but dropped five of its next seven games for seventh straight losing season...Rex Ekwall led team in both scoring (13.3) and rebounding (9.3).

1957-58

Overall Record: 10-13	Conference: 5-7 in Big Seven (t-4th)			
Home: 9-2 (5-1)	Away: 1-11 (0-6)			
Coach: Jerry Bush				
H 12/2	South Dakota State	W	64	52
H 12/5	Wyoming	W	77	66
A 12/7	Michigan	L	57	81
A 12/9	Notre Dame (15)	L	56	69
H 12/14	Purdue	L	61	70
H 12/16	Denver	W	68	63
H 12/19	Ohio	W	61	53
A 12/21	Marquette	L	64	79
Big Seven Holiday Tournament				
KC 12/27	Princeton	W	74	64
KC 12/28	Kansas State (3)	L	57	88
KC 12/30	Iowa State (20)	L	51	61
A 1/6	Missouri	L	54	55
A 1/11	Kansas State (4)	L	59	74
H 1/13	Oklahoma (14)	W	57	54
H 1/18	Iowa State	L	52	57
A 2/1	Iowa State	L	63	78

A 2/8	Kansas (2)	L	46	102
A 2/10	Oklahoma (20)	L	39	66
H 2/12	Missouri (OT)	W	67	62
H 2/17	Colorado	W	50	41
H 2/22	Kansas (4)	W	43	41
H 3/3	Kansas State (1)	W	55	48
A 3/8	Colorado	L	52	54

Season Notes: After splitting its first eight games, NU lost eight of its next nine games before winning four of final five games...two of the school's most-memorable wins came late in season...Kansas handed NU its worst loss ever, 102-46, at Lawrence, but Huskers avenged loss by knocking off fourth-ranked Jayhawks in Lincoln, 43-41...NU guard Jimmy Kubacki hit a 15-foot jumper with two seconds left to give the Huskers the win over the Wilt Chamberlain-led Jayhawks...nine days later, the Huskers shocked No. 4 Kansas State and Omaha native Bob Boozer...K-State went into March 3 game ranked fourth in AP poll, but was No. 1 when the new poll was released on March 4...Wilson Fitzpatrick and Gary Reimers both averaged a team-best 11.5 points per game, while Herschel Turner led team in rebounding with an 8.2 average.

1958-59

Overall Record: 12-13	Conference: 5-9 in Big Eight (t-5th)			
Home: 9-3 (4-3)	Away: 3-10 (1-6)			
Coach: Jerry Bush				
H 12/1	NW Missouri State	W	85	44
H 12/6	Montana State	W	75	43
H 12/8	Marquette (17)	W	62	60
A 12/13	Minnesota	L	57	78
H 12/15	Texas Tech	W	54	46
A 12/18	Bradley (11)	W	48	85
A 12/20	Michigan State (11)	L	55	80
Big Eight Holiday Tournament				
KC 12/27	Oklahoma State	W	55	48
KC 12/29	Colorado	L	50	54
KC 12/30	Oklahoma	W	60	43
A 1/5	Colorado	L	50	57
H 1/10	Oklahoma State	W	47	44
H 1/12	Missouri	W	81	69
H 1/17	Iowa State	W	52	49
H 1/31	Detroit	W	91	77
H 2/2	Kansas State (3)	L	43	50
A 2/7	Oklahoma State	L	39	54
A 2/9	Oklahoma	L	48	54
H 2/14	Kansas	L	55	63



Herschel Turner (left) earned third-team All-America honors under Coach Jerry Bush in 1959. Turner was also a two-time All-Big Eight performer for the Huskers.

A	2/21	Kansas	L	50	66
H	2/23	Colorado	W	62	61
A	2/28	Iowa State	L	56	59
A	3/2	Missouri	W	81	79
H	3/5	Oklahoma	L	54	65
A	3/9	Kansas State (2)	L	54	76

Season Notes: NU finished with best record in nine-year tenure of Coach Jerry Bush...NU was 12-11 heading into final two games, and needed one win to secure first winning season since 1949-50, but it dropped both games to finish 12-13...Herschell Turner led team in scoring (17.1) and rebounding (9.8)...Turner was first-team All-Big Eight pick and third-team All-America... Turner's scoring average was best for NU player since Bill Johnson's 18.2 mark in 1953-54...Oklahoma State's addition to the league made the Big Seven the Big Eight.

1959-60

Overall Record: 7-17

Conference: 4-10 in Big Eight (t-7th)

Home: 6-5 (4-3) Away: 1-12 (0-7)

Coach: Jerry Bush

H	12/5	Air Force	W	68	54
H	12/7	Minnesota	W	76	66
H	12/14	Notre Dame	L	62	70
H	12/17	Michigan State (2OT)	L	80	82
A	12/19	Oregon State	L	60	63
N*	12/21	Oregon State	L	65	67
A	12/23	Montana State	L	58	64

Big Eight Holiday Tournament

KC	12/26	Colorado	L	55	64
KC	12/29	Kansas State	L	63	71
KC	12/30	Missouri	W	78	67
A	1/4	Iowa State	L	53	57
H	1/9	Kansas	L	47	60
A	1/11	Missouri	L	61	69
A	1/16	Colorado (OT)	L	57	62
H	1/30	Colorado	L	54	58
H	2/1	Missouri	W	64	59
A	2/6	Oklahoma State	L	47	52
A	2/8	Oklahoma	L	54	63
H	2/13	Iowa State	W	69	49
H	2/20	Kansas State	W	70	60
H	2/22	Oklahoma	L	49	50
H	2/27	Oklahoma State	W	54	47
A	3/5	Kansas State	L	74	83
A	3/7	Kansas	L	74	79

*Portland, Ore.

Season Notes: After a 2-0 start, NU lost seven straight and 12 of its next 13 games and went on to finish 7-17...Herschell Turner was a first-team All-Big Eight performer after leading team in scoring (15.9) and rebounding (8.0) for second straight season...Turner became first 1,000-point scorer in school history with 1,056 points.

1960-61

Overall Record: 10-14

Conference: 4-10 in Big Eight (6th)

Home: 7-5 (3-4) Away: 3-9 (1-6)

Coach: Jerry Bush

H	12/1	Northern Iowa	W	78	68
H	12/3	Wichita State	L	63	65
H	12/7	Utah State	W	65	60
H	12/13	Denver	W	77	52
A	12/17	Detroit (3)	L	62	71
A	12/19	Cincinnati	L	60	75
H	12/21	Arizona	W	79	55

Big Eight Holiday Tournament

KC	12/28	Kansas	L	53	78
KC	12/29	Missouri	W	90	72
KC	12/30	Oklahoma State	W	70	61
H	1/7	Missouri	W	62	48
H	1/9	Colorado (OT)	W	65	61
A	1/14	Colorado*	L	51	66
H	1/21	Iowa State	L	58	66
A	2/4	Oklahoma State	L	47	55
A	2/6	Oklahoma	L	58	69
H	2/11	Kansas	L	33	38
A	2/13	Iowa State	L	62	68
H	2/18	Oklahoma State	L	61	65
H	2/20	Oklahoma	W	83	61

A	2/25	Kansas	W	69	68
H	2/27	Kansas State (8)	L	67	77
A	3/4	Kansas State (7)	L	56	75
A	3/6	Missouri	L	76	97

*CU won game, but later forfeited

Season Notes: After back-to-back wins over Oklahoma and Kansas in late February, Huskers stood 10-11 and needed two wins in final three games to secure first winning season since 1949-50, but NU lost all three games to finish 10-14...Tom Russell led NU in both scoring (12.5) and rebounding (9.7).

1961-62

Overall Record: 9-16

Conference: 5-9 in Big Eight (t-5th)

Home: 5-5 (2-5) Away: 4-11 (3-4)

Coach: Jerry Bush

A	12/4	Wichita State	L	49	79
H	12/7	Southern Methodist	W	63	60
A	12/9	Air Force	L	49	58
H	12/11	Notre Dame	W	65	61
H	12/16	Ohio	W	81	64
A	12/20	Wyoming	L	70	71
A	12/22	California	L	49	50
A	12/23	Stanford	L	59	72

Big Eight Holiday Tournament

KC	12/27	Kansas State (5)	L	48	60
KC	12/29	Oklahoma State	W	52	51
KC	12/30	Kansas	L	68	69
A	1/6	Kansas	W	69	67
H	1/10	Oklahoma	W	57	56
H	1/13	Colorado	L	56	58
A	1/20	Iowa State	L	72	84
A	2/3	Kansas State (4)	L	53	72
H	2/5	Oklahoma State	W	57	56
A	2/10	Colorado	L	63	74
H	2/12	Iowa State	L	66	79
A	2/17	Missouri	W	65	63
H	2/21	Kansas	L	70	73
H	2/24	Missouri	L	63	81
A	3/3	Oklahoma State	L	64	65
A	3/5	Oklahoma (OT)	W	71	69
H	3/7	Kansas State (3)	L	60	84

Season Notes: Six losses by three or fewer points gave Huskers 9-16 record rather than 15-10 mark...for second straight season, Tom Russell led NU in both scoring (16.5) and rebounding (8.0)...Russell also ranked seventh nationally in field goal percentage at .560...Russell scored then-school-record 38 points in Huskers' 73-70 homecourt loss to Kansas.

1962-63

Overall Record: 6-19

Conference: 1-13 in Big Eight (8th)

Home: 4-9 (1-6) Away: 2-10 (0-7)

Coach: Jerry Bush

A	12/1	Texas Tech	W	68	66
A	12/3	Houston	L	61	68
H	12/8	Air Force	W	43	39
H	12/10	Northern Iowa	W	78	59
H	12/15	Denver	L	54	63
H	12/17	Miami (Ohio)	W	72	69
H	12/21	Southern California	L	49	58
H	12/22	Southern California	L	53	55

Big Eight Holiday Tournament

KC	12/26	Iowa State	L	68	82
KC	12/28	Colorado	L	47	59
KC	12/29	Oklahoma	W	93	86
H	1/7	Colorado	L	47	75
A	1/12	Kansas State	L	53	66
A	1/19	Kansas	L	53	72
H	2/2	Kansas State	L	60	72
A	2/4	Iowa State	L	69	83
H	2/9	Missouri	L	61	69
H	2/11	Iowa State	L	54	75
A	2/16	Oklahoma State	L	41	51
A	2/18	Oklahoma	L	77	84
H	2/23	Kansas	L	39	45
H	2/25	Oklahoma State	W	49	48
H	3/2	Oklahoma	L	75	77
A	3/4	Colorado	L	51	80



Tom Baack (left) and Stu Lantz (right) gave Nebraska two 1,000-point scorers at the same time. The duo helped the Huskers post a 51-24 record, including a 20-win season in 1965-66.



A 3/6 Missouri..... L 72 84

Season Notes: After a 4-2 start, NU lost 14 of next 15 games, including 10 straight to open Big Eight Conference play...Huskers avert winless conference record and snap 10-game losing streak with 49-48 win over Oklahoma State late in February...season was last for Coach Jerry Bush, who resigned following the season after nine years at the helm...the 19 losses were most ever in one year for a Husker team...Daryl Petsch led team in scoring with 14.8 average, while Charlie Jones was club's top rebounder (8.2).

1963-64

Overall Record: 7-18

Conference: 5-9 in Big Eight (t-6th)

Home: 6-5 (4-3) Away: 1-13 (1-6)

Coach: Joe Cipriano

H	12/2	Wyoming	W	79	72
A	12/6	Michigan (8)	L	55	80
A	12/7	Purdue	L	75	81
H	12/9	Texas Tech	L	60	76
H	12/14	Houston	L	58	64
A	12/20	Southern California	L	73	79
A	12/21	Southern California	L	64	79

Big Eight Holiday Tournament

KC	12/26	Kansas State	L	78	100
KC	12/28	Oklahoma	L	66	75
KC	12/30	Colorado	L	58	80
A	1/6	Iowa State	W	55	52
H	1/11	Missouri (OT)	W	74	69
A	1/14	Kansas	L	48	74
H	1/18	Oklahoma City	W	74	65
A	2/1	Missouri	L	60	78
H	2/3	Kansas State (OT)	L	66	73
H	2/8	Oklahoma (2OT)	W	76	69
H	2/10	Oklahoma State	W	54	53
H	2/15	Colorado	L	52	60
A	2/17	Kansas State	L	48	50
H	2/22	Iowa State	W	57	55
H	2/24	Kansas	L	55	64
A	2/29	Oklahoma State	L	45	81
A	3/2	Oklahoma	L	76	82
A	3/9	Colorado	L	73	89

Season Notes: After guiding Idaho to a 22-5 record in 1962-63, Joe Cipriano was tabbed as the Huskers' 22nd basketball coach, replacing Jerry Bush, who resigned

after the 1962-63 season...NU scored 79-72 win over Wyoming in Cipriano's debut, then lost nine straight before opening Big Eight play with a 55-52 win at Iowa State...Charlie Jones led NU in scoring (12.9) and rebounding (6.8).

1964-65

Overall Record: 10-15

Conference: 5-9 in Big Eight (t-6th)

Home: 8-4 (3-4) Away: 2-11 (2-5)

Coach: Joe Cipriano

A	12/3	Wyoming	L	68	94
H	12/5	Purdue	W	96	85
H	12/7	South Dakota	W	74	63
H	12/12	Michigan (1)	W	74	73
A	12/18	Texas	L	73	77
A	12/20	Texas Tech	L	78	82
H	12/21	California	W	87	80
H	12/22	California	W	63	59

Big Eight Holiday Tournament

KC	12/28	Colorado	L	52	70
KC	12/29	Oklahoma State	L	61	74
KC	12/30	Iowa State	L	62	69
H	1/4	Kansas	L	56	66
A	1/9	Oklahoma State	L	54	93
A	1/11	Oklahoma	L	82	89
H	1/18	Iowa State	W	88	77
H	1/23	Oklahoma State	L	53	55
A	2/6	Colorado	L	52	62
A	2/9	Kansas State	W	62	57
H	2/13	Colorado	W	66	59
A	2/15	Missouri	L	74	92
A	2/20	Iowa State	W	69	65
A	2/23	Kansas	L	62	71
H	2/27	Oklahoma	W	67	63
A	3/2	Missouri	L	66	84
H	3/8	Kansas State	L	67	79

Season Notes: Fred Hare's buzzer-beater gave Huskers 74-73 homecourt upset win over top-ranked Michigan...Hare led NU in both scoring (15.2 ppg) and rebounding (7.4 rpg)...NU started 5-3, then dropped six straight and nine of its next 10 to assure 15th straight losing season.

ALL-TIME RESULTS



The 1966-67 Huskers went 16-9 and reach the NIT for the school's first-ever postseason berth.

1965-66

Overall Record: 20-5
 Conference: 12-2 in Big Eight (2nd)
 Home: 11-0 (7-0) Away: 9-5 (5-2)
 Coach: Joe Cipriano

A	12/1	Wisconsin	W	101	88
H	12/7	Oregon State	W	75	63
A	12/10	California	L	71	87
A	12/11	California	W	70	68
H	12/14	Texas	W	75	64
H	12/18	South Dakota	W	77	60
H	12/20	Stanford	W	71	67
Big Eight Holiday Tournament					
KC	12/27	Missouri (OT)	W	69	67
KC	12/29	Oklahoma	W	92	79
KC	12/30	Kansas	L	61	71
A	1/4	Iowa State	W	76	74
H	1/8	Missouri	W	82	60
A	1/15	Kansas State	W	82	71
H	1/18	Kansas (6)	W	83	75
H	1/22	Oklahoma	W	86	78
A	2/5	Oklahoma State (OT)	W	45	41
A	2/7	Oklahoma	W	85	81
A	2/8	9/Oklahoma City (OT)	L	81	85
H	2/12	9/Iowa State	W	81	70
A	2/19	9/Missouri	W	71	53
H	2/21	9/Colorado	W	70	63
A	2/26	8/Kansas (6)	L	73	110
H	3/1	9/Kansas State	W	79	69
A	3/5	Colorado	L	88	95
H	3/7	Oklahoma State	W	85	64

Season Notes: The frustration of 15 straight losing seasons was wiped out in the Big Red's 20-5 campaign that ended one win short of a share of the school's first league title in some 15 years...NU headed into the final week of conference play tied with Kansas for the league's top spot, but a loss at Colorado ended the Huskers' title hopes...Huskers posted only second 20-win season in school history, first in 45 seasons... NU moved into the wire service polls, was rated as high as eighth and finished 11th in the final United Press International listing...Grant Simmons was first-team All-Big Eight pick and landed a spot on the USBWA District V all-star team...Stuart Lantz finished second in Big Eight sophomore-of-the-year voting to KU standout Jo Jo White...NU topped century mark for first time ever in 101-88 victory at Wisconsin to open season; later made first appearance in Big Eight Holiday Tournament championship game.

1966-67

Overall Record: 16-9
 Conference: 10-4 in Big Eight (t-2nd)
 Home: 10-1 (6-1) Away: 6-8 (4-3)
 Coach: Joe Cipriano

H	12/2	Oregon	W	79	56
A	12/7	Wyoming	L	98	102
H	12/10	Pacific	W	90	78
H	12/12	Washington State	W	100	75
H	12/13	Washington State	W	80	78
Vanderbilt Invitational*					

N	12/16	La Salle*	L	76	99
N	12/17	Portland*	W	71	69
Big Eight Holiday Tournament					
KC	12/27	Kansas State	L	81	98
KC	12/29	Oklahoma State	W	73	64
KC	12/30	Colorado	L	66	73
A	1/7	Oklahoma State	W	67	57
A	1/9	Oklahoma	L	87	99
H	1/14	Colorado	W	84	80
H	1/26	Oklahoma	W	97	78
H	1/28	Missouri	W	99	82
A	2/4	Kansas State	W	67	59
A	2/7	Kansas (7)	L	58	84
H	2/11	Iowa State	W	94	82
A	2/18	Iowa State	W	76	65
H	2/25	Kansas State	W	79	71
A	2/28	Missouri	W	80	73
H	3/4	Kansas (4)	L	57	64
H	3/6	Oklahoma State	W	88	71
A	3/11	Colorado	L	57	64
National Invitation Tournament					
N*	3/13	Marshall	L	88	119

*Nashville, Tenn.; *New York City, N.Y.
 Season Notes: The Big Eight preseason favorite, Nebraska finished second in the league race, three games back of first-place Kansas...Huskers landed first National Invitation Tournament bid ever, but dropped a 119-88 decision to Marshall in the first round at Madison Square Garden...NU posted back-to-back winning seasons for first time since 1948-49 and 1949-50 campaigns...Stuart Lantz earned first-team All-Big Eight recognition and landed a spot on the USBWA District V all-star squad...Tom Baack and Nate Branch were second-team all-league picks...school-record 20-game homecourt win string snapped by Kansas in late February...after season, Coach Cipriano took Huskers on 13-game Latin America tour.

1967-68

Overall Record: 15-10
 Conference: 8-6 in Big Eight (t-3rd)
 Home: 9-1 (6-1) Away: 6-9 (2-5)
 Coach: Joe Cipriano

H	12/4	Cal State Fullerton	W	111	74
H	12/5	South Dakota	W	94	61
A	12/8	Washington State	L	70	93
A	12/9	Washington State	W	91	76
A	12/11	Hawaii	L	74	82
A	12/13	Hawaii	L	72	86
A	12/20	Michigan State	L	70	74
H	12/23	Wyoming	W	82	74
Big Eight Holiday Tournament					
KC	12/28	Oklahoma	W	75	65
KC	12/29	Oklahoma State	W	48	46
KC	12/30	Kansas State	W	66	62
A	1/5	Iowa State	L	70	85
A	1/9	Kansas State	L	62	78
H	1/13	Missouri	W	75	66
H	1/27	Oklahoma	W	110	90
H	2/1	Colorado	W	87	73
A	2/3	Oklahoma State	W	63	62

A	2/5	Oklahoma	W	89	83
H	2/10	Kansas State	W	92	68
A	2/17	Kansas	L	60	71
H	2/19	Oklahoma State	W	82	73
A	2/24	Colorado	L	73	75
H	2/27	Kansas	W	76	69
H	3/1	Iowa State (OT)	L	92	93
A	3/7	Missouri	L	70	91
Season Notes: For the first time ever, NU had two 1,000-point career scorers on the floor at the same time, as Tom Baack and Stuart Lantz reached that plateau during the 1967-68 campaign...Baack finished three-year career with a then-school-record 1,293 points and would later become Husker assistant coach...Lantz logged 1,266 points over his three-year career and was a first-team All-Big Eight pick and a District V all-star as a senior...Lantz was a third-round draft pick of the National Basketball Association's San Diego Rockets and would go on to play eight seasons of pro hoops...Baack was a 10th-round pick of the Detroit Pistons...NU won its first Big Eight Holiday title, scoring wins over Oklahoma, Oklahoma State and Kansas State...Huskers' post third straight .500 or better record, a feat the school hadn't accomplished since a three-year string from 1929 through 1931.					

1968-69

Overall Record: 12-14
 Conference: 5-9 in Big Eight (t-6th)
 Home: 8-3 (4-3) Away: 4-11 (1-6)
 Coach: Joe Cipriano

H	11/30	Wisconsin	W	68	55
A	12/6	Oregon State	L	67	79
A	12/7	Oregon	W	85	77
H	12/10	Wichita State (3OT)	W	94	92
H	12/14	Augustana (S.D.)	W	73	56
H	12/16	Michigan State	W	73	59
Sun Devil Classic*					
A	12/20	Arizona State*	L	76	83
N	12/21	California* (15)	L	73	86
A	12/23	Arizona	L	63	68

Big Eight Holiday Tournament					
KC	12/26	Kansas (8)	L	56	82
KC	12/28	Oklahoma	W	70	47
KC	12/30	Missouri	W	76	70
H	1/4	Kansas (5)	L	52	56
A	1/7	Kansas State	L	72	95
A	1/25	Iowa State (OT)	L	93	99
H	1/27	Oklahoma State	L	52	76
H	2/1	Missouri	W	87	71
H	2/3	Oklahoma	W	90	83
A	2/8	Colorado (20)	L	81	83
A	2/11	Missouri	L	60	79
H	2/15	Iowa State (OT)	L	74	75
A	2/22	Kansas (16)	L	73	79
H	2/24	Colorado (18)	W	79	65
H	3/1	Kansas State	W	88	71
A	3/6	Oklahoma State	L	63	72
A	3/8	Oklahoma	W	70	64

*Tempe, Ariz.
 Season Notes: Leroy Chalk led Big Eight in field goal percentage with a .538 mark and grabbed a then-school-record 257 rebounds...another sophomore, Marvin

Stewart, led NU in scoring with a 14.6 average...Huskers started Big Eight play 0-4, then went 5-5 in final 10 league games.

1969-70

Overall Record: 16-9
 Conference: 7-7 in Big Eight (t-3rd)
 Home: 10-1 (6-1) Away: 6-8 (1-6)
 Coach: Joe Cipriano

H	12/1	California-Irvine	W	76	73
A	12/4	Augustana (S.D.)	W	75	56
A	12/6	Wichita State (OT)	W	81	79
H	12/9	Duquesne (7)	W	82	77
A	12/12	Houston*	L	82	112
N	12/13	Texas A&M*	W	78	69
H	12/15	Northern Michigan	W	92	68
H	12/20	Arizona	W	79	69
Big Eight Holiday Tournament					
KC	12/27	Colorado	L	60	72
KC	12/29	Iowa State	W	74	66
KC	12/30	Kansas (16)	W	78	73
A	1/6	Iowa State	L	70	72
H	1/13	Kansas State	L	64	71
H	1/17	Colorado	W	60	58
A	1/31	Oklahoma	W	70	60
A	2/2	Oklahoma State	L	58	81
H	2/7	Kansas	W	84	73
A	2/10	Colorado	L	59	76
H	2/14	Missouri	W	60	48
A	2/17	Kansas	L	87	100
A	2/21	Kansas State (18)	L	62	69
H	2/23	Oklahoma	W	79	66
A	2/28	Missouri	L	63	80
H	3/2	Oklahoma State	W	61	55
H	3/7	Iowa State	W	87	81

*Houston, Texas
 Season Notes: Huskers won nine of first 11 games, and went 7-7 in Big Eight to finish 16-9 overall...Tom Scantlebury led team in scoring with a 14.5 average, but junior Marvin Stewart, the Huskers' top point producer in 1968-69, averaged 14.3 points through 14 games, then missed last 11 games because of academic problems...Leroy Chalk led team in rebounding for second straight season with a 9.4 average.

1970-71

Overall Record: 18-8
 Conference: 8-6 in Big Eight (4th)
 Home: 10-2 (5-2) Away: 8-6 (3-4)
 Coach: Joe Cipriano

A	12/1	Wyoming	W	68	63
H	12/5	Iowa	W	73	71
H	12/7	Northern Iowa	W	95	71
A	12/11	Texas Christian	W	69	64
A	12/12	Southern Methodist	L	75	80
H	12/14	Nevada-Reno	W	116	71
Husker Classic*					
H	12/18	Miami*	W	85	58
H	12/19	Colorado State*	W	69	65
A	12/23	Wichita State	W	72	71
Big Eight Holiday Tournament					
KC	12/28	Oklahoma State	W	71	58
KC	12/29	Colorado	W	77	67
KC	12/30	Kansas (12)	L	52	72
A	1/9	Kansas State	L	69	70
H	1/16	Iowa State	W	84	62
H	1/30	Oklahoma State	W	80	59
A	2/1	Oklahoma	L	67	79
H	2/6	Kansas (5)	L	67	81
A	2/9	Iowa State (OT)	W	69	67
H	2/13	Missouri	W	81	72
A	2/16	Colorado	W	65	63
A	2/20	Oklahoma State	W	57	55
H	2/22	Oklahoma	L	56	65
H	2/27	Missouri	L	65	77
H	3/2	Kansas State	W	87	71
H	3/6	Colorado	W	85	71
A	3/13	Kansas (5)	L	54	59

Season Notes: Marvin Stewart became first NU player to average 20 points in a season, finishing with school-record 21.4 point-per-game average...Stewart led Big Eight in free-throw percentage at .824, became third NU

HAMMOND HUSTLERS

player to top 1,000-point plateau for career, finished with 1,138 points...Stewart was first-team All-Big Eight pick and was named to all-tourney team at Big Eight Holiday Tournament...Chuck Jura hit then-school-record and Big Eight-best .592 from field...NU won own Husker Classic and later advanced to title game of Big Eight Holiday Tournament for third time ever (lost to KU in title game, 72-52)...Cipriano became first 100-game winner in school history with Huskers' 69-64 win at Texas Christian...Moe Iba joined Cip's staff as freshman coach...KU won Big Eight title with 14-0 record, first unbeaten champ since Kansas State in 1958-59.

1971-72

Overall Record: 14-12

Conference: 7-7 in Big Eight (4th)

Home: 11-3 (6-1) Away: 3-9 (1-6)

Coach: Joe Cipriano

H 12/1	Wyoming	W	81	63
H 12/3	San Diego State	L	61	63
H 12/4	Wichita State	L	61	74
A 12/6	Duquesne	L	53	75
H 12/11	Southern Methodist	W	84	76

Husker Classic*

H 12/17	Idaho*	W	90	49
H 12/18	La Salle*	W	75	60
A 12/21	Iowa	L	77	86
H 12/23	San Jose State	W	80	63

Big Eight Holiday Tournament

KC 12/27	Missouri	L	64	76
KC 12/29	Oklahoma State	W	64	56
KC 12/30	Oklahoma	W	84	68
H 1/8	Oklahoma State	W	73	59
H 1/10	Oklahoma	W	77	70
H 1/15	Colorado	W	67	55
A 1/26	Oklahoma State	W	64	63
A 1/29	Kansas (OT)	L	55	57
H 2/1	Kansas State	W	61	60
A 2/7	Oklahoma	L	70	72
H 2/12	Iowa State	W	76	71
A 2/15	Missouri (15)	L	65	80
H 2/19	Kansas	W	99	78
A 2/26	Colorado	L	57	67
H 3/4	Missouri (19)	L	54	61
A 3/6	Iowa State	L	67	76
A 3/11	Kansas State (OT)	L	76	81

Season Notes: Center Chuck Jura was first-team All-Big Eight pick and first-team academic All-Big Eight...Jura led NU in scoring (21.2) and rebounding (11.7)...rebound average was school record and topped Big Eight...Jura finished his career with totals of 1,255 points and 740 rebounds...NU won Husker Classic for second straight season.

1972-73

Overall Record: 9-17

Conference: 4-10 in Big Eight (1-6th)

Home: 4-5 (2-5) Away: 5-12 (2-5)

Coach: Joe Cipriano

H 11/24	North Texas	W	64	46
A 12/1	Wyoming	L	59	65
Mountaineer Classic*				
N 12/8	California*	L	50	75
N 12/9	Air Force*	W	57	53
H 12/11	Texas Christian	W	72	58

Kentucky Invitational**

A 12/15	Kentucky**	L	60	85
N 12/16	Colorado State**	L	51	57

Big Eight Holiday Tournament

KC 12/27	Iowa State	L	64	75
KC 12/29	Kansas	W	74	72
KC 12/30	Oklahoma State	L	73	75
N 1/4	Georgia State***	W	63	54
N 1/6	North Carolina*** (9) ...	L	62	79
H 1/13	Oklahoma State	L	55	68
H 1/15	Oklahoma	W	74	67
H 1/27	Missouri (7)	L	65	78
A 1/30	Iowa State	L	60	81
H 2/3	Kansas State (18)	L	55	82
H 2/6	Colorado	L	59	67
A 2/10	Kansas	W	59	46
A 2/17	Oklahoma	L	59	67

A 2/19	Oklahoma State	W	76	64
H 2/24	Kansas	W	62	59
H 2/27	Iowa State	L	76	82
A 3/3	Kansas State (16)	L	70	97
A 3/6	Colorado	L	63	71
A 3/10	Missouri (15)	L	70	86

*Morgantown, W.Va.; **Lexington, Ky.; ***Decatur, Ga.; ****Greensboro, N.C.

Season Notes: Without departed All-Big Eight center Chuck Jura, Huskers finished 9-17...NU's last losing season until 1987-88...freshman Jerry Fort led NU in scoring with 14.5 ppg, first Husker frosh ever to lead team in that department.

1973-74

Overall Record: 14-12

Conference: 7-7 in Big Eight (4th)

Home: 11-2 (5-2) Away: 3-10 (2-5)

Coach: Joe Cipriano

H 12/1	Wyoming	W	70	62
H 12/3	Minnesota-Duluth	W	77	50
Vanderbilt Invitational*				
A 12/7	Vanderbilt*	L	58	82
N 12/8	Middle Tennessee St.*	L	65	76
H 12/11	Georgia State (OT)	W	78	75
H 12/14	NW Missouri State	W	67	54
H 12/15	MacMurray	W	76	50
H 12/20	Northern Iowa	W	73	55

Big Eight Holiday Tournament

KC 12/27	Kansas State (18)	L	47	68
KC 12/28	Oklahoma State	W	69	62
KC 12/29	Kansas	L	66	75
A 1/7	Wichita State	L	58	66
A 1/12	Kansas	L	64	79
H 1/19	Oklahoma	W	63	58
H 1/22	Kansas State	L	65	73
A 1/26	Oklahoma State	L	66	79
A 1/28	Oklahoma	L	63	85
H 2/5	Iowa State (3OT)	W	91	88
H 2/9	Missouri	W	75	58
A 2/12	Colorado	L	64	65
A 2/16	Missouri	W	88	87
H 2/23	Oklahoma State	W	71	63
H 2/26	Kansas (15)	L	46	51
A 3/2	Kansas State	W	58	54
H 3/5	Colorado	W	65	42
A 3/9	Iowa State	L	58	76

*Nashville, Tenn.

Season Notes: Sophomore guard Jerry Fort led NU in scoring for second straight season with 18.0 average and was first-team All-Big Eight pick...Huskers toured Italy following season and finished 2-5 on their three-week journey.

1974-75

Overall Record: 14-12

Conference: 7-7 in Big Eight (4th)

Home: 8-3 (5-2) Away: 6-9 (2-5)

Coach: Joe Cipriano


H 11/30	South Dakota State	W	87	72
Sun Devil Classic*				
N 12/6	Long Beach State*	W	67	55
A 12/7	Arizona State*	L	62	83
A 12/10	North Texas	W	69	56
H 12/14	Wichita State	W	78	65
H 12/17	San Jose State	L	66	80

Indiana Classic**

N 12/20	Southern Methodist**	W	69	67
A 12/21	Indiana** (2)	L	60	97
H 12/23	Vanderbilt	W	81	66

Big Eight Holiday Tournament

KC 12/26	Oklahoma (18)	W	75	64
KC 12/28	Kansas	L	62	63
KC 12/30	Kansas State	L	63	80
H 1/18	Kansas State	W	74	61
A 1/22	Oklahoma	W	68	61
H 1/25	Colorado	W	85	59
H 1/29	Oklahoma State	W	73	58
A 2/1	Missouri	L	74	88
A 2/5	Kansas	L	44	72
H 2/8	Iowa State	W	75	62
H 2/12	Oklahoma (OT)	L	57	65



The nickname given to Hammond, Ind., natives Carl McPipe (left) and Brian Banks during their Husker careers. Two of six 1,000-point scorers from the state of Indiana, McPipe is 12th on the Husker career scoring list and eighth on the career rebounding chart, while Banks is 19th on Nebraska's all-time scoring list with 1,150 points.

A 2/15	Colorado	L	61	62
A 2/19	Kansas State	L	64	65
H 2/22	Missouri	W	80	77
A 2/26	Oklahoma State	W	59	58
H 3/5	Kansas (2OT)	L	77	79
A 3/8	Iowa State	L	69	82

*Tempe, Ariz.; **Bloomington, Ind.
Season Notes: For third straight season, Jerry Fort led NU in scoring at 20.2 points per game, and became only third Husker to ever average 20-plus points in season...Fort earned first-team All-Big Eight honors for second straight year...NU started Big Eight play 4-0, finished first half 5-2, but went 2-5 in second half...three of losses during second half of league schedule were by a combined four points...Fort scored then-school-record 40 points in Huskers' homecourt win over Missouri...his scoring outburst broke the old mark of 38 held by Tom Russell during the 1961-62 season.

1975-76

Overall Record: 19-8

Conference: 10-4 in Big Eight (3rd)

Home: 9-4 (5-2) Away: 10-4 (5-2)

Coach: Joe Cipriano

H 11/28	Illinois	L	58	60
H 11/29	Northwestern	W	79	68
A 12/2	Iowa	L	65	72
H 12/6	Washington (20)	L	63	75
H 12/10	St. Mary's (Calif.)	W	68	57

Roadrunner Invitational*

N 12/19	Pacific*	W	85	59
A 12/20	New Mexico State*	W	79	75
A 12/22	Vanderbilt	W	68	57

Big Eight Holiday Tournament

KC 12/27	Kansas	L	66	69
KC 12/29	Oklahoma	W	75	53
KC 12/30	Oklahoma State	W	56	49
H 1/3	South Dakota	W	72	59
H 1/6	South Carolina	W	69	68
A 1/17	Kansas State	W	65	59
H 1/21	Oklahoma	W	68	67
A 1/24	Colorado	W	66	64
A 1/28	Oklahoma State	W	52	48
H 1/31	Missouri (13)	L	57	62
H 2/4	Kansas	W	57	54
A 2/7	Iowa State	W	66	56
A 2/11	Oklahoma	L	60	65
H 2/14	Colorado	W	80	61
H 2/18	Kansas State	L	53	65
A 2/21	Missouri (OT, 14)	L	84	95
H 2/28	Oklahoma State	W	60	54
A 3/3	Kansas	W	62	58

H 3/6	Iowa State	W	82	66
-------	------------	---	----	----

*Las Cruces, N.M.

Season Notes: Jerry Fort was a first-team All-Big Eight selection for third straight season, finished career with then-NU record 1,882 points...Huskers reached 19-win mark for first time since a 20-5 record in 1965-66...Larry Cox led the Big Eight and set a NU single-season record for field-goal percentage with a .672 mark...Cox shot a Big Eight-record .625 from the field for his career...as a team, the Huskers led the Big Eight and finished eighth nationally in scoring defense, yielding 62.8 points per game...NU says good-bye to the NU Coliseum, the home of Husker basketball since the 1925-26 season, with an 82-66 victory over Iowa State, March 6, 1975.

1976-77

Overall Record: 15-14

Conference: 7-7 in Big Eight (5th)

Home: 7-4 (5-2) Away: 8-10 (2-5)

Coach: Joe Cipriano

H 11/27	Iowa	L	57	71
A 11/29	Washington (OT)	W	59	58
A 12/1	Hawaii-Hilo	L	66	71
A 12/2	Hawaii	W	64	59
A 12/3	Hawaii	W	60	59
H 12/8	Minnesota	L	58	66
A 12/11	Illinois	L	63	67
H 12/13	NW Missouri State	W	88	53
A 12/20	Northwestern	W	71	68
H 12/22	Mankato State	W	64	61

Big Eight Holiday Tournament

KC 12/28	Colorado	L	50	55
KC 12/29	Iowa State	W	75	55
KC 12/30	Oklahoma	W	66	56
A 1/3	South Carolina	L	49	54
H 1/8	Kansas State	L	52	57
H 1/12	Colorado	W	69	54
A 1/15	Iowa State	W	49	48
H 1/19	Oklahoma	L	58	65
A 1/22	Missouri	L	63	76
H 1/26	Kansas	W	60	57
H 1/29	Oklahoma State	W	66	54
A 2/2	Colorado	W	73	62
H 2/5	Iowa State	W	66	51
A 2/9	Kansas State	L	62	67
H 2/12	Missouri	W	60	58
A 2/16	Oklahoma	L	62	72
A 2/19	Kansas	L	66	74
A 2/23	Oklahoma State	L	60	62

Big Eight Tournament

A 2/26	Kansas	L	58	61
--------	--------	---	----	----

ALL-TIME RESULTS



Joe Cipriano guided the Husker basketball program for 17 years and won 254 games before passing away in 1980. Cipriano led the Huskers to its first three postseason berths in school history.

Season Notes: After some 50 years of play in the NU Coliseum, Nebraska moved into the 15,000-seat NU Sports Complex, which would later be renamed the Bob Devaney Sports Center after the Huskers' longtime football coach and athletic director...Huskers led the Big Eight and ranked sixth nationally in scoring defense at 61.1 points per game, lowest since 1958-59 squad allowed 60.2 points per game...Nebraska and Creighton met for the first time since the 1931-32 season...first year Big Eight sponsored a season-ending tournament to determine league's automatic bid to the NCAA Tournament.

1977-78

Overall Record: 22-8
 Conference: 9-5 in Big Eight (2nd)
 Home: 14-2 (5-2) Away: 7-6 (4-3)
 Coach: Joe Cipriano

H 12/2	Missouri Southern	W	61	54
H 12/9	Creighton	W	65	58
H 12/10	South Dakota	W	74	64
H 12/12	Nevada-Reno	W	67	50
H 12/16	California-Davis	W	69	64
H 12/17	Mississippi	W	80	70
A 12/19	Minnesota	W	63	49
H 12/21	Western Illinois	W	73	72
H 12/23	Montana State	W	104	60
Big Eight Holiday Tournament				
KC 12/27	Oklahoma State	W	70	58
KC 12/29	Kansas State	L	60	69
KC 12/30	Oklahoma	W	75	68
A 1/7	Kansas State	W	77	63
A 1/11	Colorado	L	64	73
H 1/14	Iowa State	L	59	65
A 1/18	Oklahoma	W	78	64
H 1/21	Missouri	W	56	55
H 1/25	Kansas (8)	W	62	58
H 1/28	Oklahoma State	W	63	57
H 2/1	Colorado	W	86	75
A 2/4	Iowa State	W	62	56
H 2/8	19/Kansas State	W	63	50
A 2/11	19/Missouri	L	52	74
H 2/15	Oklahoma	L	68	74
A 2/18	Kansas (6)	L	70	75

A 2/25	Oklahoma State	W	67	56
Big Eight Tournament*				
N 2/28	Oklahoma State	W	71	63
N 3/3	Missouri	L	58	61
National Invitation Tournament				
H 3/8	Utah State	W	67	66
A 3/15	Texas (17)	L	48	67

Season Notes: Nebraska earned first postseason tournament bid since 1966-67, and advanced to second round of NIT before being knocked out by champion Texas...NU tied school record for season victories and its second-place league finish was its highest since 1965-66 season...Brian Banks earned first-team All-Big Eight honors, while Carl McPipe was named one of 12 All-America centers, by Citizens Saving Athletic Foundation...NU led Big Eight and ranked eighth nationally in scoring defense, allowing 62.9 ppg...NU was only Big Eight team to beat league champion Kansas...Coach Cipriano picked up his 200th win at NU with Huskers' victory over Missouri Southern.

1978-79

Overall Record: 14-13
 Conference: 7-7 in Big Eight (5th)
 Home: 9-2 (6-1) Away: 5-11 (1-6)
 Coach: Joe Cipriano

A 11/24	Alabama-Birmingham	W	64	55
H 11/25	Arkansas Tech	W	70	59
H 11/28	Minnesota	W	58	48
H 12/2	Purdue	L	47	58
A 12/9	Creighton	L	61	78
H 12/13	Sacramento State	W	91	56
N 12/16	Mississippi*	L	67	70
Rebel Roundup**				
N 12/22	UC-Santa Barbara	W	75	55
A 12/23	UNLV (18)	L	63	79
Big Eight Holiday Tournament				
KC 12/28	Missouri (OT)	W	58	56
KC 12/29	Colorado	L	61	74
KC 12/30	Oklahoma	W	69	53
A 1/6	Iowa State	W	72	68
A 1/13	Colorado	L	61	64
H 1/17	Kansas State	W	55	53

A 1/20	Missouri	L	60	76
H 1/24	Oklahoma	W	74	56
H 1/27	Kansas (OT)	W	66	64
A 1/31	Oklahoma State	L	57	66
H 2/3	Colorado	W	79	52
A 2/7	Kansas State	L	46	58
H 2/10	Iowa State	L	46	48
A 2/14	Oklahoma	L	58	79
H 2/17	Missouri	W	76	64
A 2/21	Kansas	L	59	66
H 2/24	Oklahoma State	W	76	67

Big Eight Tournament
 A 2/28 Kansas State (2OT)..... L 60 61
 *Biloxi, Miss.; **Las Vegas, Nev.

Season Notes: Huskers led the Big Eight and ranked ninth nationally in team defense at 62.3 ppg...NU's 17-for-17 effort at the free-throw line at Oklahoma State stands as best single-game free-throw percentage mark in school history...Andre Smith was a second-team UPI All-Big Eight pick and led team in scoring at 13.5 ppg...Carl McPipe, one-half of the Huskers' "Hammond Hustlers," was named to USBWA District V all-star team and finished career with 1,300 points...the other half of the "Hammond Hustlers," Brian Banks, ended career with 1,150 points...final year of Big Eight Holiday Tournament, an event that started in 1946.

1979-80

Overall Record: 18-13
 Conference: 8-6 in Big Eight (t-2nd)
 Home: 14-2 (5-2) Away: 4-11 (5-2)
 Coach: Joe Cipriano
 Assistant Coach: Moe Iba

H 11/30	South Dakota State	W	100	83
H 12/1	Portland State	W	74	52
H 12/3	Eastern Washington	W	82	68
H 12/8	Creighton	W	64	55
A 12/11	Purdue (9)	L	56	78
H 12/13	Cal State-Bakersfield	W	94	80
A 12/15	Minnesota	L	58	75
H 12/22	UAB (4OT)	W	92	84

Rainbow Classic*				
N 12/27	Wisconsin* (OT)	W	83	82
N 12/29	Hawaii*	L	55	67
N 12/30	Louisville* (12)	L	58	65
A 1/2	Idaho	L	55	64
H 1/4	Wisconsin-Oshkosh	W	96	72
H 1/5	Angelo State	W	83	70
A 1/9	Iowa State	W	58	50
H 1/12	Missouri (13)	L	63	84
H 1/16	Kansas	W	64	57
A 1/19	Colorado	W	53	44
H 1/23	Oklahoma State (OT)	W	74	73
A 1/26	Kansas State (2OT)	L	64	66
H 1/30	Oklahoma	W	59	58
A 2/2	Missouri (14)	L	60	73
A 2/5	Kansas	W	61	56
H 2/9	Iowa State	W	69	66
A 2/13	Oklahoma State	L	68	83
H 2/16	Colorado	L	55	56
H 2/20	Kansas State	W	70	58
A 2/23	Oklahoma	L	60	78

Big Eight Tournament
 H 2/26 Oklahoma W 75 68
 N 2/29 Kansas State^ L 59 60
 National Invitation Tournament
 A 3/6 Michigan L 69 76

*Honolulu, Hawaii; ^Kansas City, Mo.
 Season Notes: Picked to finish sixth in a preseason poll of Big Eight media, NU wound up in second-place tie and earned its third NIT berth...Huskers' had longest game ever, a four-overtime affair, against Alabama-Birmingham...Joe Cipriano, who was stricken with cancer, was named UPI Big Eight Co-Coach of the Year with assistant Moe Iba, who guided Huskers in Cip's absence...Iba was tabbed AP Big Eight Coach of the Year and NABC District 12 Coach of the Year...Andre Smith led team in scoring for second straight season with a 19.4 average and was first-team AP/UPI All-Big Eight performer and AP honorable-mention All-American...Jack Moore was second-team AP All-Big Eight pick.

1980-81

Overall Record: 15-12
 Conference: 9-5 in Big Eight (t-2nd)
 Home: 11-4 (6-1) Away: 4-8 (3-4)
 Coach: Moe Iba

H 11/28 Wyoming (OT) L 59 62
 H 11/29 Idaho L 53 64
 A 12/6 Creighton (OT) L 61 66
 H 12/9 Penn State W 75 50
 Utah Classic*
 N 12/12 Loyola Marymount* W 67 66
 A 12/13 Utah* L 55 57
 H 12/20 NW Missouri State W 79 59
 H 12/22 Colorado State W 54 48
 H 12/23 Montana W 69 46
 A 12/27 Ball State L 62 67
 A 12/30 Arkansas L 52 64
 H 1/5 Sonoma State W 84 49
 H 1/14 Kansas State W 59 49
 A 1/17 Oklahoma State L 70 81
 H 1/21 Colorado L 59 62
 H 1/24 Missouri W 66 53
 A 1/28 Iowa State W 61 56
 H 1/31 Kansas (18) W 57 54
 A 2/4 Oklahoma W 71 59
 H 2/7 Oklahoma State W 62 54
 A 2/11 Colorado W 57 56
 A 2/14 Kansas State L 49 66
 H 2/18 Iowa State W 81 61
 A 2/21 Missouri L 45 55
 A 2/25 Kansas L 49 75
 H 2/28 Oklahoma W 90 63

Big Eight Tournament
 H 3/3 Colorado L 66 70
 Season Notes: Coach Joe Cipriano died after year-long battle with cancer three days before season opener, and Moe Iba was named Huskers' acting head coach...Iba was UPI Big Eight Coach of the Year for leading NU to its second straight second-place league finish...Andre Smith was AP/UPI Big Eight Player of the Year, first-team AP/UPI All-Big Eight selection, USBWA District V performer and an AP honorable-mention All-American...Smith led league in scoring for conference games only with a 19.5 average, while his .589 field-goal percentage mark for all games topped league...Jack Moore was second-team AP All-Big Eight and a CoSIDA Second-Team Academic All-American...Moore led league in free-throw percentage (.922)...Devaney Center-record crowd of 15,038 watched NU stop Oklahoma State, 62-54.

1981-82

Overall Record: 16-12
 Conference: 7-7 in Big Eight (t-4th)
 Home: 11-3 (5-2) Away: 5-9 (2-5)
 Coach: Moe Iba

A 11/27	Wyoming	L	48	62
H 11/30	UW-Stevens Point	W	74	45
H 12/5	Creighton	W	86	46
H 12/7	South Dakota State	W	70	51
A 12/9	Baylor	W	64	63
H 12/19	Ball State	W	71	57
A 12/21	Penn State	L	58	60
A 12/23	Colorado State (OT)	L	51	58
Holiday Classic*				
N 12/28	Air Force*	W	63	47
A 12/29	Northern Iowa*	W	53	42
H 1/6	Sacramento State	W	93	61
H 1/9	Arkansas (11)	L	50	51
H 1/13	Kansas	W	75	55
H 1/16	Missouri (2)	L	42	44
A 1/20	Oklahoma State	L	50	52
H 1/23	Iowa State	W	60	47
A 1/27	Oklahoma	L	48	51
A 1/30	Colorado	W	74	57
H 2/3	Kansas State (19)	L	64	75
A 2/6	Missouri (1)	W	67	51
H 2/10	Oklahoma State	W	75	63
A 2/13	Kansas	L	63	66
H 2/15	Oklahoma	W	65	51
A 2/20	Iowa State	L	61	63
H 2/24	Colorado	W	79	57



Jack Moore won the Pomeroy-Naismith Award in 1982 for the nation's top player under sixfeet. Moore totaled 1,204 points and 382 assists and 184 rebounds in his Husker career.

A	2/27	Kansas State	L	50	67
Big Eight Tournament					
H	3/2	Oklahoma State.....	W	60	49
N	3/5	Missouri* (5).....	L	53	58

*Cedar Falls, Iowa; *Kansas City, Mo.
 Season Notes: NU scored one of its biggest wins ever, a 67-51 victory at 19-0 and No. 1 Missouri...Jack Moore earned Naismith Award, given annually to nation's best player under 6-0 tall, and was AP/UPI first-team All-Big Eight pick and third-team UPI All-American...Moore joined 1,000-point club, finishing career with 1,204 points...Moore hit Big Eight-record .939 from free throw line for season, .901 mark for career was best ever by Big Eight performer and second-best all-time in NCAA Division I history at that time.

1982-83

Overall Record: 22-10					
Conference: 9-5 in Big Eight (t-3rd)					
Home: 17-1 (6-1) Away: 5-9 (3-4)					
Coach: Moe Iba					
H	11/26	Denver	W	94	58
A	11/29	Montana.....	L	51	61
A	12/4	Creighton.....	W	65	62
H	12/8	UMKC	W	69	50
H	12/11	Baylor	W	59	56
H	12/18	Wyoming.....	W	68	57
H	12/20	Missouri Western	W	93	43

Hoosier Classic*					
N	12/29	Cornell*	W	66	56
N	12/30	Indiana* (1)	L	50	67
N	1/3	Arkansas** (11)	L	58	64
H	1/7	Mesa.....	W	94	57
H	1/15	SW Missouri State	W	98	46
A	1/18	Iowa State.....	W	59	54
A	1/22	Colorado.....	L	69	72
H	1/26	Kansas State	W	59	43
A	1/29	Missouri (13)	L	56	79
H	2/2	Oklahoma.....	W	60	59
H	2/5	Kansas.....	W	68	61
A	2/9	Oklahoma State (20T)	L	63	71
H	2/12	Colorado.....	W	68	56
A	2/16	Kansas State.....	W	56	45
H	2/19	Iowa State.....	W	67	66

A	2/24	Oklahoma.....	L	71	84
H	2/26	Missouri (15).....	L	51	54
A	3/2	Kansas	W	60	58
H	3/5	Oklahoma State.....	W	77	68

Big Eight Tournament
 H 3/8 Iowa State..... W 94 71
 N 3/11 Missouri* (12)..... L 63 69
 National Invitation Tournament
 H 3/17 Tulane..... W 72 65
 H 3/21 Iona..... W 85 73
 H 3/24 Texas Christian..... W 67 57
 NY 3/28 DePaul..... L 58 68
 *Indianapolis, Ind. **Little Rock, Ark. *Kansas City, Mo.
 Season Notes: Nebraska tied school record for victories in a 22-10 season, and advanced further in postseason play than any previous Husker squad by reaching the semifinals of the National Invitation Tournament... freshman Dave Hoppen, who set seven NU freshman records and led the Huskers in scoring with a 13.9 average, was a second-team All-Big Eight pick, and was named to the All-National Invitation Tournament team and the league's all-freshman team.

1983-84

Overall Record: 18-12					
Conference: 7-7 in Big Eight (3rd)					
Home: 11-6 (3-4) Away: 7-6 (4-3)					
Coach: Moe Iba					
H	11/26	Augustana (S.D.).....	W	113	69
H	11/29	Texas Tech.....	L	45	59
H	12/3	Creighton.....	W	65	56
A	12/5	Wisconsin (20T)	W	71	69
H	12/7	NW Missouri State	W	82	61
H	12/10	Arkansas (15).....	W	67	54
H	12/17	Northern Iowa.....	W	90	64
A	12/20	Wyoming.....	W	67	64

Cotton States Classic*					
A	12/28	Georgia Tech*	L	49	66
N	12/29	Michigan State*	L	45	58
H	1/4	Colorado State.....	W	56	54
H	1/7	NW Missouri State	W	93	67
H	1/14	Eastern Washington	W	105	71
A	1/18	Iowa State.....	W	64	63
H	1/21	Missouri.....	L	48	50

A	1/25	Kansas	L	61	77
A	1/28	Colorado.....	L	57	60
H	2/1	Oklahoma State (OT).....	W	54	52
A	2/4	Kansas State.....	W	47	46
H	2/8	Oklahoma (10).....	L	67	78
A	2/11	Missouri (OT).....	W	61	56
H	2/15	Kansas.....	L	66	67
H	2/18	Iowa State.....	L	48	69
A	2/22	Oklahoma State.....	W	67	64
H	2/25	Colorado.....	W	75	67
H	2/28	Kansas State.....	W	63	56
A	3/1	Oklahoma (6).....	L	70	79

Big Eight Tournament					
H	3/7	Kansas State	L	39	41
National Invitation Tournament					
A	3/15	Creighton.....	W	56	54
A	3/19	Xavier.....	L	57	58

*Atlanta, Ga.
 Season Notes: Nebraska earned back-to-back postseason tournament bids for the first time in school history, advanced to the second round of the NIT... Huskers' 11th straight winning season...Dave Hoppen tops the 1,000-point mark in his career and earns first-team All-Big Eight honors.

1984-85

Overall Record: 16-14					
Conference: 5-9 in Big Eight (t-5th)					
Home: 12-3 (5-2) Away: 4-11 (0-7)					
Coach: Moe Iba					
H	11/29	Southern Colorado.....	W	89	67
H	12/1	South Dakota.....	W	101	69
H	12/3	Montana State.....	W	86	65
A	12/8	Creighton.....	W	78	73
H	12/10	Wyoming.....	W	79	65
H	12/12	Wisconsin.....	W	53	51
A	12/15	Texas Tech (OT).....	W	79	74
H	12/22	Washington State.....	L	58	63

Cable Car Classic*					
N	12/28	California-Irvine*.....	W	73	67
A	12/29	Santa Clara*.....	L	59	78
A	1/3	Evansville.....	L	73	80
H	1/9	UW-Stevens Point.....	W	69	62
A	1/12	Colorado State (20T).....	W	88	78
H	1/16	Kansas State.....	W	75	63
A	1/19	Oklahoma State.....	L	66	68
H	1/23	Colorado.....	W	85	67
H	1/26	Missouri.....	W	74	66
A	1/30	Iowa State.....	L	65	76
H	2/2	Kansas (19).....	L	80	91
A	2/6	Oklahoma (7).....	L	74	83
H	2/9	Oklahoma State.....	W	66	48
A	2/13	Colorado.....	L	61	64
A	2/16	Kansas State.....	L	62	68
H	2/21	Iowa State.....	W	74	57
A	2/23	Missouri.....	L	50	69
A	2/28	Kansas (11).....	L	65	70
H	3/2	Oklahoma (6).....	L	62	65

Big Eight Tournament
 A 3/5 Kansas (10)..... L 69 74
 National Invitation Tournament
 H 3/13 Canisius..... W 79 66
 A 3/19 UCLA..... L 63 82
 *San Francisco, Calif.
 Season Notes: Nebraska made third straight National Invitation Tournament appearance and posted 12th straight winning season...Dave Hoppen earned first-team All-Big Eight honors for the second straight season and became first Husker to score 700 points in a season, as he finished with 704...Hoppen broke six school records... Brian Carr set four Big Eight assist records, led league in assists per game (8.1) and tied NCAA single-game record of 18 at Evansville.

1985-86

Overall Record: 19-11					
Conference: 8-6 in Big Eight (3rd)					
Home: 10-5 (4-3) Away: 9-6 (4-3)					
Coach: Moe Iba					
H	11/23	Wisconsin-Stout.....	W	71	53
H	11/26	Southern Illinois.....	W	85	50
A	11/30	Wyoming.....	W	64	53

H	12/2	California-Irvine.....	L	80	87
H	12/7	Creighton.....	W	71	52
A	12/12	Washington State	W	79	72
A	12/14	Montana State.....	W	76	59
H	12/20	Georgia.....	L	63	67
H	12/23	Arizona State	W	80	67

Sun Bowl Classic*					
N	12/29	Alabama*	L	61	78
N	12/30	Ohio State*.....	W	69	66
H	1/6	Evansville.....	W	77	70
H	1/11	NW Missouri State.....	W	99	56
H	1/15	Kansas (8).....	L	70	81
H	1/18	Missouri.....	L	67	68
A	1/22	Oklahoma State.....	W	62	61
H	1/25	Iowa State.....	W	75	58
A	1/29	Oklahoma (6).....	L	60	87
A	2/1	Colorado.....	W	77	60
H	2/5	Kansas State***	L	54	64
A	2/8	Missouri.....	W	75	66
H	2/12	Oklahoma State.....	W	68	52
A	2/15	Kansas (3).....	L	61	79
H	2/19	Oklahoma (10).....	L	66	64
A	2/22	Iowa State.....	W	73	81
H	2/26	Colorado.....	W	79	72
A	3/1	Kansas State	W	64	60

Big Eight Tournament*					
N	3/7	Oklahoma State.....	W	82	75
N	3/8	Iowa State.....	L	58	75
NCAA Tournament					
N	3/14	Western Kentucky**.....	L	59	67

*El Paso, Texas.; **Charlotte, N.C.; ***Kansas State later forfeited; *Kansas City, Mo.
 Season Notes: Nebraska lost All-Big Eight center Dave Hoppen for season with a knee injury in Feb. 1 game at Colorado, but rebounded to make school's first-ever NCAA Tournament appearance...Huskers' loss to Western Kentucky in NCAA first round was last game for Coach Moe Iba, who resigned following the game... Hoppen was first-team All-Big Eight pick for third straight season, finished career with a school-record 2,167 points and became first Husker basketball player to have his jersey retired (No. 42)...during his career, Hoppen broke or tied 19 school records and five Big Eight Conference marks...Brian Carr became school's all-time assist leader...Bernard Day picked up the slack and shared team MVP award with the three-time All-Big Eight selection.

1986-87

Overall Record: 21-12					
Conference: 7-7 in Big Eight (5th)					
Home: 15-2 (5-2) Away: 6-10 (2-5)					
Coach: Danny Nee					
A	11/28	California-Irvine.....	L	101	109
H	12/1	Oregon.....	W	76	60
A	12/6	Creighton.....	L	66	78
A	12/10	Southern Illinois.....	W	87	85
A	12/14	Texas A&M.....	L	64	66
H	12/20	Wyoming.....	W	62	61
H	12/22	Detroit.....	W	71	55
H	12/27	Missouri-St. Louis.....	W	89	63

Rochester Classic*					
N	12/29	Butler*.....	W	67	56
N	12/30	San Francisco*.....	W	66	60
H	1/3	Creighton (OT).....	W	70	65
H	1/5	NW Missouri State.....	W	105	64
H	1/7	Brooklyn.....	W	62	46
A	1/10	Kansas State.....	L	82	114
H	1/17	Colorado.....	W	86	66
A	1/20	Iowa State.....	L	75	91
A	1/22	Kansas.....	L	65	86
H	1/28	Missouri.....	L	71	87
H	2/1	Oklahoma State.....	W	73	66
H	2/4	Oklahoma (8).....	L	66	80
A	2/7	Colorado.....	W	68	65
H	2/11	Iowa State.....	W	66	65
H	2/14	Kansas State.....	W	78	76
A	2/18	Missouri.....	L	64	80
A	2/21	Oklahoma (13).....	L	97	133
A	2/25	Oklahoma State (20T)	W	79	77
H	2/28	Kansas (OT, 16).....	W	83	81

ALL-TIME RESULTS

N 3/6	Kansas State	L	45	47
National Invitation Tournament				
H 3/11	Marquette	W	78	76
H 3/17	Arkansas	W	78	71
H 3/21	Washington	W	81	76
NY 3/24	Southern Mississippi	L	75	82
NY 3/26	Arkansas-Little Rock (OT)	W	76	67

*Rochester, N.Y.; *Kansas City, Mo.
Season Notes: Under the direction of first-year Coach Danny Nee, Nebraska finished 21-12, missed school record for season wins by one, and finished third in the National Invitation Tournament...Huskers recorded their 14th straight winning season and made their fifth straight postseason tourney appearance...Brian Carr was a second-team All-Big Eight pick, ended career with 682 assists, two off the league record of 684 set by Kansas' Cedric Hunter.

1987-88

Overall Record: 13-18				
Conference: 4-10 in Big Eight (7th)				
Home: 8-6 (3-4) Away: 5-12 (1-6)				
Coach: Danny Nee				
Maui Classic*				
N 11/27	Villanova*	L	53	70
N 11/28	Baylor*	L	79	82
A 11/29	Chaminade*	W	76	75
H 12/2	Texas A&M	W	92	60
Americas Classic**				
H 12/4	Lehigh**	W	71	66
H 12/5	Ohio State**	L	63	72
A 12/7	Detroit	W	63	58
A 12/9	Creighton	L	73	88
A 12/12	Oregon	W	67	62
A 12/19	Wyoming (6)	L	58	87
H 12/21	Brooklyn	W	72	44
A 12/30	Drake	L	68	85

H 1/2	Columbia	W	82	62
A 1/4	Furman (OT)	W	75	74
H 1/6	Grambling State (OT)	L	68	71
H 1/16	Missouri	W	70	68
A 1/20	Iowa State (10)	L	76	114
H 1/25	Nebraska-Omaha	W	96	67
H 1/27	Kansas	W	70	68
A 1/30	Colorado	W	63	57
H 2/4	Oklahoma State	L	56	72
A 2/6	Kansas State	L	63	65
H 2/9	Oklahoma (4)	L	77	92
A 2/11	Missouri	L	67	92
A 2/16	Kansas	L	48	70
H 2/21	Colorado	W	75	67
A 2/24	Oklahoma State	L	73	90
H 2/27	Iowa State	L	84	85
H 3/2	Kansas State	L	67	77
A 3/5	Oklahoma (4)	L	93	113

Big Eight Tournament*
N 3/11 Kansas State L 70 75
*Lahaina, Hawaii; *Kansas City, Mo.
Season Notes: Nebraska's strings of 14-straight winning seasons and five consecutive postseason tournament bids both ended, as the Huskers finished 13-18...Rich King and Clifford Scales named to the Big Eight's all-freshman team...Henry T. Buchanan earned honorable-mention All-Big Eight honors and first-team academic All-Big Eight honors...Pete Manning led the Big Eight in field-goal percentage at .590...NU beat eventual national champ for first time, with win over Kansas, 70-68, on a jumper by Beau Reid as time expired.

1988-89

Overall Record: 17-16				
Conference: 4-10 in Big Eight (7th)				
Home: 14-4 (4-3) Away: 3-12 (0-7)				
Head Coach: Danny Nee				



The tallest player in school history at 7-2, Rich King was a first-round draft pick of the Seattle SuperSonics. King finished his career as Nebraska's single-season and career record holder in blocked shots.

H 11/26	Creighton	W	86	77
H 11/30	Michigan State	L	75	77
Americas Classic*				
H 12/2	North Texas*	W	90	84
H 12/3	San Jose State*	W	90	76
A 12/5	Idaho	L	68	83
A 12/11	Texas Tech	W	71	69
A 12/14	Ohio State (14)	L	76	103
H 12/17	Furman	W	69	56
H 12/23	Drake	W	65	57

Chaminade New Year's Classic**				
A 12/28	Chaminade**	W	86	85
N 12/29	Morehead State**	W	81	77
N 12/30	Louisiana State**	L	87	90
H 1/5	Sam Houston State	W	89	70
H 1/9	Oklahoma (4)	L	81	89
H 1/12	Northern Illinois	W	71	56
A 1/14	Oklahoma State	L	69	82
H 1/17	Maryland-Baltimore Co.	W	86	65
H 1/21	Kansas State	L	68	80
H 1/23	Wyoming	W	71	58
H 1/28	Missouri (5)	L	72	89
A 1/31	Iowa State	L	76	88
H 2/4	Kansas (18)	W	74	70
A 2/8	Colorado	L	80	83
A 2/11	Kansas State	L	66	80
H 2/14	Oklahoma State	W	79	77
A 2/19	Missouri (3)	L	63	79
H 2/22	Colorado	W	97	59
H 2/25	Iowa State	W	77	74
A 3/1	Kansas	L	71	80
A 3/4	Oklahoma (4)	L	76	103

Big Eight Tournament*
N 3/10 Missouri (10) L 70 98
National Invitation Tournament
H 3/16 Arkansas State W 81 79
A 3/20 Ohio State L 74 85

**Honolulu, Hawaii; *Kansas City, Mo.
Season Notes: Huskers made second postseason tournament appearance in three seasons under Coach Danny Nee, advanced to second round of NIT...Beau Reid earned third-team academic All-America honors and was first-team academic All-Big Eight pick...Eric Johnson and Rich King earned honorable-mention All-Big Eight honors...Johnson broke then-NU single-season record for steals (68), King set then-school marks for blocks in game (5), season (50) and career (70).

1989-90

Overall Record: 10-18				
Conference: 3-11 in Big Eight (7th)				
Home: 9-6 (2-5) Away: 1-12 (1-6)				
Coach: Danny Nee				

H 11/25	UMKC	W	91	76
A 11/27	Miami (Ohio)	L	71	91
A 11/29	Michigan State	L	69	80
Americas Classic*				
H 12/1	Harvard*	W	117	79
H 12/2	Pepperdine*	W	104	100
A 12/5	Northern Illinois	L	56	65
H 12/9	Texas Tech	W	76	69
H 12/11	Idaho	L	72	79
A 12/14	Creighton	L	83	86
H 12/30	Wagner	W	88	67
H 1/6	Sam Houston State	W	99	91
H 1/8	Kansas (1)	L	93	98
H 1/13	Missouri (5)	L	95	111
H 1/16	Chicago State	W	92	57
A 1/20	Oklahoma State	L	71	84
A 1/22	Wyoming	L	65	95
H 1/27	Iowa State	L	83	91
A 1/31	Oklahoma (9)	L	64	105
H 2/3	Kansas State	W	74	71
A 2/7	Colorado	W	91	82
A 2/10	Missouri (1)	L	85	107
H 2/14	Oklahoma State	L	84	103
A 2/17	Kansas (1)	L	67	94
H 2/21	Oklahoma (10)	L	66	88
A 2/24	Iowa State	L	85	101
H 2/28	Colorado	W	96	82
A 3/3	Kansas State	L	57	80

Big Eight Tournament*

N 3/9	Oklahoma (1)	L	65	78
-------	--------------	---	----	----

*Kansas City, Mo.
Season Notes: NU's top scorer the previous year, Beau Reid sustained a preseason knee injury that limited him for much of the season...Rich King, Clifford Scales, Carl Hayes earned honorable-mention All-Big Eight honors... King set the school career blocks record at 115.

1990-91

Overall Record: 26-8				
Conference: 9-5 in Big Eight (3rd)				
Home: 14-1 (6-1) Away: 12-7 (3-4)				
Coach: Danny Nee				
San Juan Shootout*				

N 11/23	Saint Louis*	W	107	79
N 11/24	Illinois*	W	100	73
N 11/25	Murray State*	L	79	81
H 11/28	Michigan State (5)	W	71	69
A 12/3	Eastern Illinois	W	94	64
H 12/6	Creighton	W	97	63
H 12/8	Toledo	W	105	68
A 12/11	Wisconsin	W	75	63
Americas Classic**				
H 12/14	Tennessee Tech**	W	113	92
H 12/15	Bowling Green**	W	99	85
H 12/22	22/Miami (Ohio)	W	88	73
H 12/28	22/Idaho	W	85	65
A 12/30	22/The Citadel	W	94	80
A 1/2	19/UW-Green Bay	W	70	63
A 1/5	19/Kansas State	W	74	69
A 1/9	18/UMKC	W	97	78
H 1/12	18/Iowa State	W	97	87
A 1/22	14/Colorado	L	69	86
A 1/26	14/Oklahoma (13)	W	111	99
H 1/30	11/Missouri	W	89	75
H 2/2	11/Oklahoma State	L	68	81
A 2/5	15/Kansas (18)	L	77	85
H 2/9	15/Colorado	W	86	72
A 2/13	17/Iowa State	W	65	57
H 2/16	17/Oklahoma	W	105	93
H 2/18	17/Northern Illinois	W	82	73
A 2/20	14/Missouri	L	71	91
H 2/23	14/Kansas State	W	85	78
A 2/27	15/Oklahoma State (12)	L	69	80
H 3/3	15/Kansas (10)	W	85	75

Big Eight Tournament*
N 3/8 13/Oklahoma (OT) W 117 113
N 3/9 13/Kansas (12) W 87 83
N 3/10 13/Missouri W 82 90
NCAA Tournament***
N 3/14 11/Xavier W 84 89
*San Juan, Puerto Rico; ***Minneapolis, Minn.; *Kansas City, Mo.

Season Notes: After three straight seventh-place Big Eight finishes, Nebraska won a school-record 26 games (against eight losses) and made school's second-ever NCAA Tournament appearance...Huskers held a national ranking for a school-record 14 straight weeks, finished with highest rankings ever of No. 9 by UPI and No. 11 by AP...NU finished third in Big Eight race after being tabbed for eighth in preseason poll of league media and made its first-ever appearance in the league's postseason tournament title game...Cornhuskers had school-record tying 14-game win string from late November through late January...Rich King was second-team All-Big Eight pick, finished career with fourth-highest point total in school history (1,475) and would go on to become NU's first-ever NBA first-round draft pick (14th pick, Seattle SuperSonics).

1991-92

Overall Record: 19-10				
Conference: 7-7 in Big Eight (5th)				
Home: 14-2 (5-2) Away: 5-8 (2-5)				
Coach: Danny Nee				

H 11/23	Sam Houston State	W	91	42
H 11/25	Southern California	W	93	84
A 11/30	Southern Utah	W	106	101
H 12/2	The Citadel	W	84	61
A 12/4	Michigan State (22)	L	78	101
A 12/7	Creighton	W	90	85
H 12/11	Wisconsin	W	86	67

Americas Classic*

FOUR STRAIGHT NCAA APPEARANCES



1990-91: 26-8 RECORD



1991-92: 19-10 RECORD



1992-93: 20-11 RECORD



1993-94: 20-10 RECORD

H	12/20	Texas A&M*	W	91	68
H	12/21	Eastern Washington*	W	102	67
H	12/30	UW-Green Bay	W	76	68
A	1/2	Toledo	W	57	52
H	1/4	Eastern Illinois	W	81	68
A	1/11	Colorado	W	84	74
H	1/18	Missouri (13)	L	73	83
H	1/20	UMKC	W	74	71
A	1/25	Kansas (5)	L	78	103
H	1/28	Oklahoma (18)	L	76	79
H	2/1	Iowa State	W	68	63
H	2/5	Oklahoma State (2)	W	85	69
A	2/8	Kansas State	L	66	70
A	2/17	Missouri (9)	L	61	87
H	2/19	Kansas (OT, 3)	W	81	79
A	2/22	Iowa State (23)	W	80	70
A	2/26	25/Oklahoma St. (14)	L	51	72
H	2/29	25/Colorado	W	84	70
H	3/4	Kansas State	W	91	62
A	3/7	Oklahoma	L	97	106

Big Eight Tournament*

N	3/13	Oklahoma (24)	L	85	107
---	------	---------------	---	----	-----

NCAA Tournament

N	3/19	Connecticut**	L	65	86
---	------	---------------	---	----	----

**Cincinnati, Ohio; *Kansas City, Mo.

Season Notes: Nebraska made back-to-back NCAA Tournament appearances for the first time ever...picked to finish sixth in a preseason poll of Big Eight media, the Huskers were fifth at 7-7...Huskers' appearance at No. 25 in the Feb. 24 AP poll marked first time NU had been rated in consecutive years...eight of 10 losses were to nationally ranked opponents and all 10 were to postseason tournament teams...two biggest wins of the season came in February, an 86-65 decision over 20-0 and No. 2 Oklahoma State and an 81-79 overtime victory over No. 3 Kansas two weeks later...Jamar Johnson was second-team All-Big Eight pick...Derrick Chandler broke NU single-season record for blocked shots and finished year with second-highest one-year total in Big Eight history (91).

1992-93

Overall Record: 20-11

Conference: 8-6 in Big Eight (t-2nd)

Home: 14-2 (5-2) Away: 6-9 (3-4)

Coach: Danny Nee

Ameritas Classic*

H	12/4	25/Colgate*	W	108	76
H	12/5	25/Kent State*	W	85	61
H	12/7	25/The Citadel	W	86	46
H	12/10	25/Creighton	W	100	83
A	12/12	25/Wichita State	W	71	64
H	12/19	20/Appalachian St.	W	93	83
H	12/21	17/Texas-Arlington	W	116	95
A	12/23	17/Southern California	L	64	74

Rainbow Classic**

N	12/28	20/Michigan** (6)	L	73	88
N	12/29	20/Southwestern La.**	L	80	109
N	12/30	20/Fordham**	W	79	55
H	1/2	20/Eastern Illinois	W	70	54
H	1/5	Southern Utah	W	100	85
A	1/9	UMKC	W	66	65
A	1/14	Oklahoma (10)	L	89	102
A	1/16	Oklahoma State	L	73	78
H	1/20	Sacramento State	W	86	70
H	1/23	Kansas State	L	64	66
A	1/25	Colorado	W	82	67
H	1/30	Missouri (OT)	W	88	87
A	2/3	Iowa State	L	69	96
H	2/7	Kansas (3)	W	68	64
A	2/13	Kansas State (23)	W	80	59
H	2/15	Oklahoma State	L	63	73
A	2/21	Missouri	W	76	75
H	2/24	Colorado	W	76	67
H	2/27	Iowa State	W	91	87
A	3/3	Kansas (8)	L	83	94
H	3/7	Oklahoma	W	94	83

Big Eight Tournament*

N	3/12	Kansas State	L	45	47
---	------	--------------	---	----	----

NCAA Tournament

N	3/19	New Mexico State*** (24)	L	79	93
---	------	--------------------------	---	----	----

Honolulu, Hawaii; *Syracuse, N.Y.; *Kansas City, Mo.

Season Notes: For third straight season, Nebraska earns an NCAA Tournament invite...second time in three seasons that Cornhuskers win 20 games...Nee becomes first person in NU history to coach three 20-game winners...Eric Piatkowski earned first-team All-Big Eight honors, the first Husker honored since Dave Hoppen earned the last of three straight awards in 1985-86...Piatkowski became 16th player in school history to reach the 1,000-point plateau...Nebraska began year ranked 25th in AP poll, was ranked in six of first seven polls before falling out...Huskers' 21-point win at Manhattan, Kan., was their largest on the road in conference play since the 1931-32 season.

1993-94

Overall Record: 20-10

Conference: 7-7 in Big Eight (4th)

Home: 13-3 (5-2) Away: 7-7 (2-5)

Coach: Danny Nee

H	11/27	Texas-San Antonio	W	96	85
H	11/28	Texas	L	75	78
A	12/1	Appalachian State	L	82	91

Ameritas Classic*

H	12/3	Ohio*	W	94	68
H	12/4	Portland*	W	111	85
A	12/9	Creighton	W	67	53
H	12/11	Wichita State	W	94	72
A	12/18	Michigan State	W	85	81
H	12/20	Florida A&M	W	86	61
H	12/31	Northern Iowa	W	70	63
A	1/3	Iowa State	W	78	72
H	1/5	Southern Utah	W	89	85
H	1/8	Colorado	W	106	67
H	1/15	UMKC	W	92	71
A	1/19	Colorado	L	81	86
H	1/24	Missouri (24)	L	73	89
H	1/29	Oklahoma	L	76	79
A	2/6	Kansas (3)	L	87	94
A	2/9	Kansas State	W	76	68
H	2/12	Iowa State	W	102	96
A	2/14	Oklahoma (OT)	L	111	115
A	2/19	Oklahoma State	L	80	98
H	2/23	Kansas (10)	W	96	87
H	2/26	Kansas State	W	86	77
H	3/2	Oklahoma State (21)	W	89	81
A	3/5	Missouri (6)	L	78	80

Big Eight Tournament*

N	3/11	Oklahoma	W	105	88
N	3/12	Missouri (3)	W	98	91
N	3/13	Oklahoma State (23)	W	77	68


NCAA Tournament

N	3/17	22/Pennsylvania**	L	80	90
---	------	-------------------	---	----	----

**Long Island, N.Y.; *Kansas City, Mo.

Season Notes: For first time in school history, NU recorded back-to-back 20-win seasons, as Huskers finished 20-10 overall en route to a fourth straight NCAA Tournament appearance...after 1-2 start, NU ran off 11-straight wins, a streak highlighted by road wins at Michigan State and Iowa State (snapped Cyclones' 22-game homecourt win streak)...Huskers were 4-6 in Big Eight with four games to play, but rallied to win three of their last four, then went on to capture first-ever Phillips 66 Big Eight Tournament title...Eric Piatkowski earned first-team All-Big Eight honors for second straight season, averaged 21.5 points and finished his career as No. 2 scorer in school history with 1,817 points...Bruce Chubick earned first-team Phillips 66 Academic All-Big Eight honors for third straight season...NU was ranked 22nd in final AP poll, marking fourth straight season it appeared in the rankings, and only third time in school history it had been ranked in season-ending poll.

CONFERENCE PLAYERS OF THE YEAR



Andre Smith (left) was named the Big Eight Player of the Year in 1981 and earned honorable-mention All-America honors in each of his final two seasons at Nebraska. Venson Hamilton (right) earned Big 12 Player-of-the-Year honors, averaging 15.7 points and 10.2 rebounds per game in 1998-99. Hamilton holds NU career marks for rebounds (1,080) and blocked shots (241).

1994-95

Overall Record: 18-14
 Conference: 4-10 in Big Eight (7th)
 Home: 11-6 (2-5) Away: 7-8 (2-5)
 Coach: Danny Nee
 San Juan Shootout^A
 N 11/25 Northeast Louisiana^A..... W 99 77
 N 11/26 Virginia Tech^A..... L 81 87
 N 11/27 Coll. of Charleston^A..... W 74 72
Ameritas Classic^{*}
 H 12/2 Morehead State*..... W 96 55
 H 12/3 Idaho State*..... W 98 72
 H 12/7 Creighton..... W 85 57
 H 12/10 Michigan St. (15, OT)..... W 96 91
 H 12/17 Western Illinois..... W 69 62
 H 12/21 Northeastern Illinois..... W 101 60
 A 12/22 Northern Iowa (OT)..... W 95 88
 H 12/29 23/Delaware State..... W 94 52
 H 12/31 23/Appalachian St..... W 108 71
 A 1/4 19/Texas..... L 74 102
 H 1/7 19/Missouri..... L 74 82
 A 1/9 Long Beach State..... W 82 71
 H 1/12 Kansas State..... W 78 56
 A 1/18 UMKC..... W 63 60
 A 1/23 Kansas (7)..... L 67 84
 A 1/28 Oklahoma (25)..... L 72 82
 H 2/1 Oklahoma State..... L 65 82
 H 2/5 Oklahoma (24)..... W 71 59
 A 2/8 Colorado..... W 100 86
 A 2/11 Iowa State (19, OT)..... L 69 72
 H 2/14 Kansas (3)..... L 68 91
 A 2/18 Oklahoma State (22)..... L 53 93
 A 2/22 Missouri (14)..... W 78 75
 H 2/25 Colorado..... L 74 80
 A 3/1 Kansas State..... L 73 75
 H 3/5 Iowa State (24)..... L 77 79
Big Eight Tournament[%]
 N 3/10 Oklahoma State (19)..... L 48 68
National Invitation Tournament
 H 3/16 Georgia..... W 69 61
 H 3/21 Penn State..... L 59 65
^ASan Juan Shootout, San Juan, P.R.; [%]Kansas City, Mo.

Season Notes: Nebraska reached the second round of the NIT in its fifth straight postseason appearance...Huskers climbed as high as 18th (CNN/USA Today) and 19th (AP) in the national polls...Jaron Boone earned second-team All-Big Eight honors and set then-single-season school records for 3-point field goals and 3-point attempts... Erick Strickland, a Big Eight All-Defensive team member, established then-school record for steals in a season (89)...Nebraska won 18 games for only the 15th time and the sixth time under Danny Nee.

1995-96

Overall Record: 21-14
 Conference: 4-10 in Big Eight (7th)
 Home: 11-5 (3-4) Away: 10-9 (1-6)
 Coach: Danny Nee
Big Island Invitational^A
 N 11/24 Toledo^A..... W 72 59
 N 11/25 Oregon^A (OT)..... W 114 106
 N 11/26 Minnesota^A..... W 96 85
Ameritas Classic^{*}
 H 12/1 Georgia Southern*..... W 82 59
 H 12/2 Grambling State*..... W 96 80
 A 12/6 Creighton..... W 88 67
 A 12/9 Minnesota..... L 80 91
 H 12/16 Northern Iowa..... L 104 109
 H 12/18 Northeast Illinois..... W 94 76
 H 12/20 Delaware State..... W 88 41
Far West Classic[%]
 N 12/29 Oregon%..... W 99 76
 N 12/30 Mississippi St.% (17)..... L 66 69
 H 1/3 Texas (23)..... W 85 69
 H 1/6 Long Beach State..... W 69 68
 H 1/10 Colorado..... W 79 74
 A 1/13 Oklahoma (3OT)..... L 100 117
 H 1/17 UMKC..... W 87 69
 A 1/20 Oklahoma State..... W 66 57
 H 1/24 Missouri..... W 76 58
 H 1/28 Kansas (3)..... L 73 88
 A 1/31 Kansas State..... L 68 77
 H 2/3 Iowa State..... L 65 75
 A 2/7 Missouri..... L 98 99
 A 2/10 Iowa State (21)..... L 59 74
 H 2/17 Oklahoma State..... L 57 72
 A 2/19 Kansas (5)..... L 71 81
 H 2/25 Oklahoma (OT)..... L 76 80
 A 2/28 Colorado..... L 64 78
 H 3/3 Kansas State..... W 70 66
Big Eight Tournament^A
 N 3/8 Iowa State (23)..... L 60 62
National Invitation Tournament
 A 3/14 Colorado State..... W 91 83
 H 3/19 Washington State..... W 82 73
 A 3/22 Fresno State..... W 83 71
 NY 3/26 Tulane#..... W 90 78
 NY 3/28 St. Joseph's#..... W 60 56
[#]Hilo, Hawaii; ^{*}Lincoln, Neb. [%]Far West Classic, Portland, Ore.; ^AKansas City, Mo.

Season Notes: The Huskers captured the NIT title, Nebraska's first national tournament title of any kind...1995-96 marked the end of NU's five-year stretch being ranked in the national polls at least one week during the season...Erick Strickland earned second-team

ALL-TIME RESULTS

All-Big Eight honors, was named to the Big Eight All-Defensive team and was the NIT Most Valuable Player... Tyrone Lue was a first-team Big Eight All-Freshman selection and was named to the NIT All-Star team.

1996-97

Overall Record: 18-15
 Conference: 7-9 in Big 12 (7th)
 Home: 13-3 (6-2) Away: 5-12 (1-7)
 Coach: Danny Nee
 A 11/23 Texas (17) (OT)..... L 81 83
 H 11/26 Weber State..... W 83 66
 H 11/30 Oregon State..... W 75 67
 H 12/3 Texas-San Antonio..... W 79 76
Ameritas Classic^{*}
 H 12/6 Coppin State*..... W 88 72
 H 12/7 Bowling Green*..... W 73 68
 A 12/11 UMKC..... W 76 64
 H 12/21 Minnesota (16)..... L 56 70
Puerto Rico Holiday Classic[@]
 N 12/30 Old Dominion@..... W 72 66
 N 12/31 Cincinnati (6)@..... L 73 84
 N 1/1 Bowling Green @..... L 55 58
 A 1/4 Colorado..... L 73 79
 H 1/8 Creighton..... W 71 52
 H 1/11 Texas A&M..... W 74 72
 H 1/15 Kansas State (OT)..... W 87 77
 H 1/18 Missouri..... W 76 53
 A 1/22 Missouri..... L 74 75
 A 1/25 Oklahoma..... L 77 84
 H 1/29 Iowa State (11)..... L 67 77
 A 2/1 Kansas (1) (OT)..... L 77 82
 H 2/5 Colorado (15)..... W 77 69
 A 2/8 &Texas Tech (23)..... L 74 87
 A 2/10 Kansas State..... L 53 61
 A 2/13 Northern Iowa..... W 77 69
 H 2/16 Texas..... W 79 67
 A 2/19 Baylor..... L 60 71
 A 2/22 Iowa State (7) (OT)..... W 74 69
 H 2/26 Oklahoma State..... W 77 68
 H 3/2 Kansas (1)..... L 65 85
Phillips 66 Big 12 Tournament^A
 N 3/6 Missouri#..... L 72 78
National Invitation Tournament
 H 3/12 Washington..... W 67 63
 A 3/18 Nevada..... W 78 68
 A 3/21 Connecticut..... L 67 76
^{*}Ameritas Classic, Lincoln, Neb.; [@] Puerto Rico Holiday Classic, Bayamon, P.R.; [#]Kansas City, Mo.; & Texas Tech later forfeited game

Season Notes: Nebraska won 18 or more games for the seventh straight year and reached postseason play for the seventh straight year...the Huskers defeated a ranked team for the seventh straight season with wins over Colorado and Iowa State...NU appeared in the NIT for the third consecutive season...Mikki Moore became NU's all-time blocked shot leader...Tyrone Lue earned second-team All-Big 12 honors...Cookie Belcher was a first-team All-Big 12 Rookie selection...NU was 13-3 at home, losing only to Kansas, Iowa State and Minnesota, three teams that advanced to the NCAA Sweet 16.

1997-98

Overall Record: 20-12
 Conference: 10-6 in Big 12 (4th)
 Home: 13-2 (6-2) Away: 7-10 (4-4)
 Coach: Danny Nee
 H 11/16 UNC Greensboro..... W 75 51
 H 11/19 Western Illinois..... W 86 57
 H 11/22 New Orleans..... W 81 66
 H 11/25 Colorado State..... W 64 57
 H 11/29 Texas-San Antonio..... W 68 59
 A 12/1 Tulsa..... L 68 85
Ameritas Classic^{*}
 H 12/5 UNC Wilmington*..... W 85 68
 H 12/6 Grambling State*..... W 85 48
 A 12/10 Creighton..... L 73 84
 A 12/13 Minnesota..... W 70 66
Rainbow Classic[@]
 N 12/27 Virginia@..... W 80 65
 A 12/29 Vanderbilt@..... L 62 87
 N 12/30 Hawaii@..... L 69 80

A 1/3 Kansas (2)..... L 76 96
 A 1/7 Oklahoma State..... W 67 62
 H 1/11 Colorado..... W 87 72
 H 1/18 Oklahoma..... W 53 43
 A 1/21 Texas..... L 91 105
 H 1/24 Iowa State..... W 63 49
 A 1/28 Kansas State..... L 49 72
 H 2/1 Kansas (5)..... L 71 82
 A 2/4 Missouri (OT)..... L 76 81
 H 2/7 Kansas State..... L 63 69
 A 2/11 Texas A&M..... W 75 58
 H 2/14 Baylor..... W 66 55
 H 2/18 Missouri (OT)..... W 67 66
 A 2/21 Colorado..... W 79 71
 H 2/25 Texas Tech..... W 82 65
 A 2/28 Iowa State..... W 70 62
Phillips 66 Big 12 Tournament^A
 N 3/6 Baylor..... W 65 46
 N 3/7 Kansas (4)..... L 59 91
NCAA Tournament
 N 3/12 Arkansas (17)%..... L 65 74
^{*}Ameritas Classic, Lincoln, Neb.; [@]Rainbow Classic, Honolulu, Hawaii; [%]NCAA Tournament, Boise, Idaho; ^AKansas City, Mo.
 Season Notes: Nebraska's school record of consecutive postseason appearances reached eight seasons... Nebraska won 20 games for the fifth time in eight seasons and the sixth time under Danny Nee...NU made its first NCAA Tournament appearance since 1994, but failed to pick up its first NCAA win...Nebraska posted seven consecutive wins against league foes for the first time in 20 seasons...NU's 10-6 league record was its best since a 9-5 Big Eight mark in 1990-91...Tyrone Lue was a first-team All-Big 12 choice and became NU's 19th, 1,000-point scorer and was a first-round NBA draft choice...Venson Hamilton broke the single-season rebounding record.

1998-99

Overall Record: 20-13
 Conference: 10-6 in Big 12 (t-5th)
 Home: 12-4 (6-2) Away: 8-9 (4-4)
 Coach: Danny Nee
 H 11/14 UNC Greensboro..... W 79 59
 N 11/19 Villanova*..... W 60 75
 N 11/21 Washington State*..... W 95 84
 N 11/22 Wisconsin*..... L 41 78
 H 11/28 North Carolina A&T..... W 65 47
 H 12/1 Tulsa..... L 49 52
Ameritas Classic^{**}
 H 12/4 SW Texas State**..... W 63 54
 H 12/5 Colgate**..... W 60 48
 H 12/9 Creighton..... W 76 60
 A 12/12 Colorado State..... L 49 75
 H 12/19 Minnesota (17)..... L 51 55
 A 12/27 San Francisco..... W 62 52
 A 12/30 UMKC..... W 81 65
 A 1/2 Missouri..... L 57 80
 H 1/10 Texas..... L 76 89
 H 1/13 Kansas State..... W 70 61
 A 1/16 Baylor..... W 68 55
 A 1/20 Oklahoma (25)..... W 96 81
 H 1/23 Colorado..... W 72 55
 H 1/27 Kansas (20)..... W 84 69
 A 1/30 Iowa State..... L 47 52
 A 2/3 Colorado..... W 57 52
 H 2/6 Missouri (24)..... W 69 61
 A 2/10 Kansas (24)..... W 64 59
 H 2/13 Iowa State..... W 59 57
 H 2/17 Oklahoma State..... L 48 60
 A 2/20 Texas Tech..... L 68 73
 A 2/24 Kansas State..... L 45 62
 H 2/27 Texas A&M..... W 87 68
Phillips 66 Big 12 Tournament^A
 N 3/4 Texas Tech..... W 69 50
 N 3/5 Kansas..... L 53 77
National Invitation Tournament
 H 3/10 UNLV..... W 68 55
 A 3/15 TCU..... L 89 101
^{*} Top of the World Classic, Fairbanks, Alaska;
^{**} Lincoln, Neb. ^AKansas City, Mo.
 Season Notes: Nebraska's school record of consecutive

postseason appearances reached nine seasons... Nebraska won 20 games for the sixth time in nine seasons, the seventh time under Danny Nee...senior center Venson Hamilton was named first-team All-Big 12, the Big 12 Player of the Year and an honorable-mention All-American...Hamilton also became NU's all-time leader in rebounding, blocked shots and games played and joined NU's 1,000-point club...junior guard Cookie Belcher broke the NU single-game, season and career steals record and was a third-team All-Big 12 pick...NU swept Kansas for the first time since 1983 and also won at Lawrence for the first time since the same season...NU won 10 conference games for the second straight season and posted four straight wins against nationally ranked opponents for the first time ever.

1999-2000

Overall Record: 11-19
 Conference: 4-12 in Big 12 (t-8th)
 Home: 10-6 (4-4) Away: 1-13 (0-8)
 Coach: Danny Nee

H 11/23	Eastern Illinois (20T)	W	81	78
Hoop and Quill Classic*				
N 11/26	Southern Mississippi*	L	48	75
N 11/27	Northwestern*	W	61	52
N 11/28	Rutgers*	L	62	81
Ameritas Classic**				
H 12/3	Western Carolina**	L	72	74
H 12/4	Monmouth**	W	63	47
A 12/9	Creighton	L	72	89
H 12/11	Pittsburgh	W	69	57
N 12/18	Arizona (4)***	L	59	80
H 12/20	San Francisco	L	60	64
H 12/22	Oral Roberts	W	80	65
H 12/31	Minnesota	W	90	78
H 1/4	Pacific	W	92	68
A 1/8	Kansas State	L	79	97
H 1/12	Iowa State	L	65	66
A 1/15	Kansas (8)	L	82	97
H 1/19	Texas Tech	W	70	67
H 1/22	Baylor	W	69	55
A 1/25	Texas (17)	L	55	82
H 1/29	Kansas State	W	81	72
H 2/5	Missouri	L	78	84
A 2/8	Colorado	L	58	70
A 2/12	Iowa State (17)	L	65	87
H 2/14	Oklahoma (20)	L	54	62
A 2/19	Oklahoma State (8)	L	55	94
H 2/23	Kansas (23)	L	58	83
H 2/26	Colorado	W	69	64
A 3/1	Missouri	L	72	86
A 3/4	Texas A&M (OT)	L	76	83
Phillips 66 Big 12 Tournament*				
N 3/9	Baylor	L	55	63

*Hoop and Quill Classic, St. Charles, Mo.; **Lincoln, Neb.; ***Las Vegas Showdown, Las Vegas, Nev. *Kansas City, Mo.
 Season Notes: Danny Nee established a new school record for coaching victories with 254...NU tied the school record for losses with 19 and did not win a game on an opponent's home court for the first time since 1960...Kimani Ffriend earned second-team All-Big 12 honors, and Larry Florence and Steffon Bradford were honorable-mention picks.

2000-01

Overall Record: 14-16
 Conference: 7-9 in Big 12 (7th)
 Home: 8-6 (5-3) Away: 6-10 (2-6)
 Coach: Barry Collier

A 11/18	Oral Roberts	L	83	87
H 11/21	Eastern Illinois	W	85	71
H 11/27	Winthrop	W	65	44
A 12/2	Pittsburgh	L	51	52
Husker Classic#				
H 12/8	UMKC#	L	71	82
H 12/9	Alaska-Fairbanks#	W	84	55
FedEx Orange Bowl Classic%				
N 12/16	Miami%	W	72	64
San Juan Shootout*				
N 12/20	Iona*	W	81	80
N 12/21	Kent State*	W	69	68

N 12/22	Southern Methodist*	W	72	70
A 12/28	Minnesota (OT)	L	70	74
H 12/30	Murray State	L	71	79
H 1/2	Creighton	L	51	62
A 1/6	Missouri	L	66	68
H 1/13	Texas (22)	W	80	67
A 1/17	Kansas (5)	L	62	84
H 1/20	Iowa State (23)	L	59	60
H 1/24	Missouri	W	85	79
A 1/27	Oklahoma (24)	L	66	77
A 1/30	Kansas State	W	63	61
H 2/3	Colorado	L	57	60
H 2/7	Oklahoma State (OT)	W	78	75
A 2/10	Baylor	L	58	69
H 2/14	Kansas State	W	82	56
A 2/17	Colorado (OT)	W	87	82
A 2/21	Texas Tech	L	64	65
H 2/25	Kansas (10)	L	74	78
H 2/28	Texas A&M	W	97	69
A 3/3	Iowa State (8)	L	73	86
Phillips 66 Big 12 Tournament*				
N 3/8	Kansas State	L	58	62

#Lincoln, Neb.; %Miami, Fla.; *-Carolina, P.R. *Kansas City, Mo.
 Season Notes: Barry Collier became the 25th head coach in school history when he took over the program...senior Cookie Belcher set the Big 12 record and finished third in NCAA history with 353 steals...Nebraska recorded a five-game winning streak in mid-December, while winning the San Juan Shootout title...Belcher ended his illustrious career by earning second-team All-Big 12 honors...Kimani Ffriend and Steffon Bradford were tabbed honorable-mention all-conference.

2001-02

Overall Record: 13-15
 Conference: 6-10 in Big 12 (t-7th)
 Home: 12-4 (5-3) Away: 1-11 (1-7)
 Coach: Barry Collier

H 11/20	North Carolina A&T	W	69	57
H 11/24	Winthrop	W	73	65
H 11/28	Texas-San Antonio	W	81	63
H 12/2	Wofford	W	65	46
H 12/5	Western Illinois	W	72	53
H 12/8	Oral Roberts	W	61	55
A 12/12	Creighton	L	70	76
H 12/15	Sam Houston State	L	70	74
A 12/22	Minnesota	L	72	81
A 12/29	Pacific	L	52	75
H 1/2	Savannah State	W	66	47
A 1/5	Missouri (17)	L	53	60
A 1/9	Kansas (1)	L	57	96
H 1/12	Colorado	W	75	67

H 1/16	Oklahoma (5)	L	51	78
A 1/19	Texas	L	66	77
A 1/23	Oklahoma State (11)	L	63	70
H 1/26	Iowa State (OT)	W	86	84
H 1/30	Texas Tech (20)	W	80	69
A 2/5	Colorado	L	61	84
H 2/9	Kansas State	W	99	82
H 2/13	Missouri	L	71	87
A 2/16	Iowa State	L	79	85
A 2/20	Texas A&M	W	82	72
H 2/24	Kansas (1)	L	87	88
H 2/27	Baylor	W	75	55
A 3/2	Kansas State	L	58	67
Phillips 66 Big 12 Tournament*				
N 3/7	Colorado	L	60	67

*Kansas City, Mo.
 Season Notes: Senior Cary Cochran set Nebraska career, season and single-game records for 3-pointers, and finished third in Big 12 history with 268...Cochran led the nation in free-throw percentage and finished second in NU single-season history...NU recorded six straight victories to open the season, and finished with a 12-4 mark at the Devaney Center...Cochran and senior John Robinson II were selected honorable-mention All-Big 12 (coaches)...Cochran and Brian Conklin were named to the academic All-Big 12 first-team, and Cochran was selected to the Verizon Academic All-District first-team.

2002-03

Overall Record: 11-19
 Conference: 3-13 in Big 12 (12th)
 Home: 9-6 (3-5) Away: 2-13 (0-8)
 Coach: Barry Collier

Top of the World Classic!

N 11/21	Centenary!	W	68	45
N 11/23	Alaska-Fairbanks!	L	61	64
N 11/24	Ball State!	L	65	73
H 12/1	Texas-San Antonio	W	69	53
A 12/5	South Florida	L	60	65
H 12/8	Minnesota (20)	W	80	60
H 12/14	IPFW	W	63	46
H 12/21	Creighton (20)	L	73	81
ASU Hoops Classic#				
N 12/27	UC Santa Barbara#	W	60	57
A 12/28	Arizona State#	L	63	75
H 12/31	Eastern Washington	W	63	60
H 1/4	Denver (OT)	W	79	75
H 1/7	Lipscomb	W	70	60
A 1/11	Kansas (14)	L	59	92
H 1/15	Texas A&M	L	52	53
H 1/18	Colorado (OT)	W	80	77
A 1/22	Kansas State	L	53	77
A 1/25	Iowa State	L	61	71

H 1/29	Missouri (25)	L	56	63
H 2/1	Kansas (12)	L	51	81
A 2/5	Texas Tech	L	49	75
H 2/12	Oklahoma State (13)	L	70	77
H 2/15	Texas (6)	L	63	75
A 2/18	Missouri	L	50	67
A 2/22	Baylor	L	64	78
H 2/25	Kansas State	W	68	61
H 3/1	Iowa State	W	69	61
A 3/4	Oklahoma (5)	L	51	76
A 3/8	Colorado	L	69	84

Phillips 66 Big 12 Tournament@
 N 3/13 Missouri..... L 61 70
 !Fairbanks, Alaska; #Tempe, Ariz.; @Dallas, Texas
 Season Notes: Nebraska finished the year 9-6 at the Devaney Center, its 27th straight home winning season, but lost a school-record tying 19 games on the year... Andrew Drevo and Nate Johnson earned honorable-mention All-Big 12 honors by AP and the league's head coaches, respectively...John Turek was named academic All-Big 12.

2003-04

Overall Record: 18-13
 Conference: 6-10 in Big 12 (t-9th)
 Home: 15-3 (5-3) Away: 3-10 (1-7)
 Coach: Barry Collier

H 11/22	Fairleigh Dickinson	W	80	64
H 11/29	Eastern Michigan	W	67	59
H 12/3	Arizona State	W	66	60
H 12/6	South Florida	W	75	52
H 12/8	Delaware State	W	68	39
A 12/10	Creighton	L	54	61
H 12/13	Tennessee	W	77	62
H 12/20	Bethune-Cookman	W	70	26
H 12/22	Lipscomb	W	75	52
A 12/29	Minnesota	W	77	60
H 1/6	St. Francis (Pa.)	W	93	49
A 1/10	Iowa State	L	74	89
H 1/14	Colorado	L	60	68
A 1/17	Texas (18)	L	61	63
H 1/21	Baylor	W	76	47
A 1/24	Missouri	L	51	72
H 2/1	Oklahoma (25)	L	50	52
A 2/4	Kansas State	L	61	78
H 2/7	Missouri	W	78	62
A 2/11	Texas A&M	W	83	77
H 2/15	Kansas (12)	W	74	55
H 2/18	Kansas State	L	58	63
A 2/21	Oklahoma St. (7, OT)	L	83	87
H 2/24	Texas Tech (25)	W	72	44
H 2/28	Iowa State	W	68	65
A 3/3	Kansas (21)	L	67	78



The Huskers celebrate with fans following a 74-67 win over No. 4 Oklahoma State on Feb. 22, 2005. The victory was the Huskers' first over a top-five program since the 1993-94 season.

ALL-TIME RESULTS

A 3/6 Colorado..... L 75 78
 Phillips 66 Big 12 Tournament&
 N 3/11 Oklahoma..... L 59 63
 National Invitation Tournament
 A 3/16 Creighton..... W 71 70
 H 3/19 Niagara..... W 78 70
 A 3/22 Hawaii..... L 83 84
 &Dallas, Texas

Season Notes: Nebraska picked up its first postseason berth in five years and first under Coach Barry Collier... the Huskers went 2-1 in the NIT...Nebraska finished with a 15-3 record at home, tying for the second-most home wins in Devaney Center history...Nate Johnson led the team in scoring (13.0) while picking up honorable-mention all-conference honors...Johnson finished as the second-highest scoring transfer in school history, only behind teammate Andrew Drevo...Brian Conklin set a Big 12 and school record by hitting 55.9 percent from 3-point range...The Huskers set the Big 12 mark for fewest points allowed in a contest (26) and in a half (12) against Bethune-Cookman.

2004-05

Overall Record: 14-14
 Conference: 7-9 in Big 12 (t-8th)
 Home: 10-6 (4-4) Away: 4-8 (3-5)
 Coach: Barry Collier
 H 11/23 Arkansas-Pine Bluff..... W 97 40
 H 11/27 Texas Southern..... W 78 58
 A 12/2 UAB..... L 66 80
 H 12/6 Morgan State..... W 64 34
 H 12/8 Minnesota..... L 48 57
 H 12/11 Creighton..... L 48 50
 H 12/18 North Carolina A&T..... W 71 49
 A 12/21 Marquette..... L 62 81
 A 12/30 Tennessee..... W 62 61
 H 1/2 Montana State..... W 78 45
 H 1/8 Kansas State (2ot)..... W 95 85
 A 1/12 Colorado..... W 68 61
 H 1/15 Texas (10)..... L 53 63
 A 1/19 Kansas (2)..... L 57 59
 A 1/22 Missouri..... L 70 80
 H 1/26 Texas A&M..... W 77 67
 A 1/29 Texas Tech..... L 68 84
 H 2/1 Utah Valley State..... W 91 57
 H 2/5 Kansas (3)..... L 65 78
 H 2/8 Iowa State..... L 60 65
 A 2/12 Baylor..... W 74 63
 A 2/16 Oklahoma (21)..... L 60 83
 H 2/19 Missouri..... L 53 56
 H 2/22 Oklahoma State (4)..... W 74 67
 A 2/27 Iowa State..... W 76 69
 H 3/2 Colorado..... W 70 55
 A 3/5 Kansas State..... L 53 73
 Phillips 66 Big 12 Tournament#
 N 3/10 Missouri..... L 67 70
 #Kansas City, Mo.

Season Notes: Nebraska won at least 10 home games for the 23rd time in 29 years at the Devaney Center...the Huskers' biggest win of the season came at home against No. 4 Oklahoma State, NU's first win over a top-five program since 1994...freshman guard Joe McCray earned honorable-mention All-Big 12 honors from the coaches and AP after setting the freshman records for scoring average (15.5 ppg) at NU and 3-pointers (80) in the Big 12...freshman center Aleks Maric broke NU freshman record for rebounds (169)...five Huskers earned academic All-Big 12 honors, including Jake Muhleisen who was also named academic all-district.

2005-06

Overall Record: 19-14
 Conference: 7-9 in Big 12 (6th)
 Home: 14-5 (4-4) Away: 5-9 (3-5)
 Coach: Barry Collier
 John Thompson Foundation Basketball Challenge^
 H 11/18 Longwood^..... W 80 65
 H 11/19 Yale^..... W 73 64
 H 11/20 Louisiana Tech^..... W 59 56
 H 11/27 SE Missouri State..... W 69 54
 H 11/30 Marquette..... W 84 74
 H 12/3 UAB..... L 72 73

H 12/8 South Dakota State..... W 76 67
 A 12/11 Creighton..... L 44 70
 H 12/17 Chicago State..... W 76 65
 H 12/19 North Carolina A&T..... W 107 57
 H 12/21 Alabama A&M..... W 67 60

Micro PCS Orange Bowl Classic@
 N 12/31 Florida State@..... L 60 74
 H 1/3 Northern Colorado..... W 60 50
 H 1/7 Oklahoma (12)..... W 59 58
 A 1/11 Kansas State..... W 57 42
 H 1/17 Iowa State..... L 75 88
 A 1/21 Kansas..... L 54 96
 A 1/25 Colorado..... L 59 81
 H 1/28 Missouri..... W 65 52
 A 1/31 Oklahoma State..... W 59 57
 H 2/4 Baylor..... W 60 45
 H 2/8 Kansas..... L 48 69
 A 2/11 Texas (6)..... L 59 78
 A 2/15 Iowa State..... W 73 63
 H 2/18 Texas Tech..... L 64 70
 H 2/22 Colorado..... W 93 77
 A 2/25 Texas A&M..... L 55 66
 H 3/1 Kansas State..... L 64 66
 A 3/5 Missouri..... L 63 64

Phillips 66 Big 12 Tournament#
 N 3/9 Missouri..... W 71 64
 N 3/10 Oklahoma (22)..... W 69 63
 N 3/11 Kansas (17)..... L 65 79
 National Invitation Tournament
 A 3/16 Hofstra..... L 62 73
 ^Lincoln, Neb.; @Sunrise, Fla.; #Dallas, Texas
 Season Notes: Nebraska won 19 games, its most since 1998-99... the Huskers earned their second postseason NIT appearance in three years after a sixth-place finish in the Big 12, their highest placing in eight years...NU reached the semifinals by winning two games at the conference tournament for the first time in the Big 12 era...Nebraska picked up two wins over ranked teams, both against Oklahoma...sophomore Aleks Maric led the Big 12 in double-doubles in league-only games and was third overall in rebounding.

2006-07

Overall Record: 17-14
 Conference: 6-10 in Big 12 (t-7th)
 Home: 12-4 (4-4) Away: 5-10 (2-6)
 Coach: Doc Sadler
 H 11/14 Nebraska-Omaha..... W 76 62
 H 11/18 Creighton (20)..... W 73 61
 H 11/21 Lubbock Christian..... W 65 42
 H 11/27 Arkansas-Pine Bluff..... W 71 42
 H 11/29 North Texas..... W 76 57
 A 12/2 Rutgers..... L 73 75
 Pape Jam!
 N 12/9 Oregon!..... L 56 68
 H 12/17 Alabama A&M..... W 82 55
 Rainbow Classic\$
 N 12/20 Wyoming\$..... W 73 58
 A 12/22 Hawaii\$..... L 72 81
 N 12/23 Houston\$..... W 70 57

Micro PCS Orange Bowl Classic@
 N 12/30 Miami@..... W 82 67
 H 1/3 Savannah State..... W 81 53
 H 1/6 Western Kentucky..... W 82 71
 A 1/10 Iowa State..... L 62 71
 A 1/17 Oklahoma..... L 53 70
 H 1/20 Colorado..... W 71 50
 H 1/24 Texas..... L 61 62
 A 1/27 Kansas State..... L 45 61
 H 1/29 Kansas (6)..... L 56 76
 A 2/3 Missouri..... W 66 61
 A 2/6 Texas Tech..... W 61 59
 H 2/10 Texas A&M (6)..... L 55 66
 H 2/13 Kansas State..... W 74 63
 A 2/17 Kansas (9)..... L 39 92
 A 2/21 Baylor..... L 59 63
 H 2/24 Missouri (ot)..... W 82 77
 H 2/28 Iowa State..... L 63 69
 A 3/3 Colorado..... L 69 73
 H 3/5 Oklahoma State..... W 85 73

Phillips 66 Big 12 Tournament^
 N 3/8 Oklahoma State..... L 39 54
 !Portland, Ore.; \$Honolulu, Hawaii;
 @Sunrise, Fla.; ^Oklahoma City, Okla.

Season Notes: Doc Sadler became the 26th head coach in program history on Aug. 8, 2006, after former coach Barry Collier left his position in early August to become Athletic Director at his alma mater, Butler University... the Huskers reeled off five straight wins to open the season, including a victory over nationally ranked Creighton, on their way to a 17-14 overall record... Nebraska played only one home game in the month of December while traveling more than 15,000 miles for six games... Nebraska defeated five teams that went on to play in the postseason...Aleks Maric earned second-team All-Big 12 honors from the coaches and Associated Press after averaging 18.5 points and 8.7 rebounds per game, totals that were fourth and second, respectively, in the conference...Maric also earned all-district honors from the coaches and the basketball writer's associations... Paul Velandar was named to the academic all-league team.

2007-08

Overall Record: 20-13
 Conference: 7-9 in Big 12 (t-7th)
 Home: 17-3 (5-3) Away: 3-10 (2-6)
 Coach: Doc Sadler
 H 11/10 Presbyterian..... W 67 52
 H 11/17 Alabama A&M..... W 59 45
 H 11/20 Norfolk State..... W 83 48
 A 11/24 Creighton..... L 62 74
 H 11/26 IPFW..... W 79 62
 H 12/2 Arizona State..... W 62 47
 A 12/5 Western Kentucky (ot)..... L 62 69
 H 12/9 Rutgers..... W 63 51
 H 12/11 Savannah State..... W 82 37
 H 12/15 Oregon& (16, ot)..... W 88 79
 H 12/22 North Carolina Central... W 71 28
 H 12/29 Alcorn State..... W 77 53
 H 1/4 Maryland Eastern Shore.... W 86 50
 H 1/12 Kansas (3)..... L 58 79
 A 1/15 Colorado..... L 51 55
 H 1/19 Baylor..... L 70 72
 A 1/26 Kansas (2)..... L 49 84
 A 1/30 Missouri..... W 66 62
 H 2/2 Iowa State..... W 64 56
 A 2/6 Kansas State (20)..... L 64 71
 H 2/9 Texas Tech..... W 73 62
 H 2/13 Missouri (ot)..... L 78 86
 A 2/16 Iowa State..... L 52 60
 H 2/20 Kansas State (24)..... W 71 64
 A 2/23 Texas A&M (22)..... W 65 59
 H 2/27 Oklahoma..... W 63 45
 A 3/1 Oklahoma State..... L 63 77
 A 3/4 Texas (9)..... L 66 70
 H 3/9 Colorado..... W 68 49

Phillips 66 Big 12 Tournament^
 N 3/13 Missouri..... W 61 56
 N 3/14 Kansas (5)..... L 54 64

National Invitation Tournament
 H 3/19 Charlotte..... W 67 48
 A 3/24 Mississippi (ot)..... L 75 85
 & at Qwest Center in Omaha ^Kansas City, Mo.

Season Notes: Nebraska earned just the 12th 20-win season in program history and Coach Doc Sadler tied the record for a Husker mentor with 37 wins in his first two years combined...it was the 14th overall NIT appearance by Nebraska...senior center Aleks Maric who earned first-team All-Big 12 honors from the AP and second-team accolades from the coaches after averaging 15.7 points and 10.2 rebounds per game...Maric also earned first-team all-district honors from the coaches and the basketball writer's associations...Maric was only second player in school history to top 1,000 career rebounds, and tied the school single-season record with 335 boards...Maric was only the third player in the Big 12 era with at least 1,600 points and 1,000 rebounds in a career.



Ade Dagunduro earned third-team All-Big 12 honors in 2009, and helped the Huskers to a pair of tournament bids in his career. Dagunduro played in the 2012 Olympics for Nigeria.



Lance Jeter earned third-team All-Big 12 honors in 2010-11, helping the Huskers to 19 wins and a berth in the NIT.

2008-09

Overall Record: 18-13
 Conference: 8-8 in Big 12 (8th)
 Home: 14-4 (5-3) Away: 4-8 (3-5)
 Coach: Doc Sadler

H	11/16	San Jose State.....	W	63	46
A	11/19	TCU.....	W	62	50
H	11/22	Arkansas-Pine Bluff.....	W	67	53
H	11/25	Saint Louis.....	W	71	57
H	11/29	Creighton.....	W	54	52
H	12/3	Alabama State.....	W	80	51
A	12/7	Arizona State (19).....	L	44	64
A	12/13	Oregon State.....	L	63	64
H	12/20	IPFW.....	W	75	48
H	12/23	UMBC.....	L	64	66
H	12/30	South Carolina State.....	W	77	63
H	1/3	Maryland Eastern Shore...W	88	56	
H	1/5	Florida A&M.....	W	81	56
H	1/10	Missouri.....	W	56	51
A	1/14	Iowa State.....	L	53	65
H	1/17	Kansas State.....	W	73	51
A	1/21	Oklahoma (6).....	L	61	72
H	1/24	Oklahoma State (ot).....	L	74	76
H	1/28	Kansas.....	L	62	68
A	1/31	Texas Tech.....	W	82	69
A	2/4	Colorado.....	W	55	53
H	2/7	Texas (16).....	W	58	55
A	2/14	Missouri (17).....	L	47	70
H	2/18	Colorado.....	W	46	41
A	2/21	Kansas (15).....	L	53	70
H	2/24	Texas A&M.....	L	55	57
A	2/28	Kansas State.....	L	72	77
H	3/4	Iowa State.....	W	77	61
A	3/7	Baylor.....	W	66	62
Phillips 66 Big 12 Tournament ^A					
N	3/11	Baylor.....	L	49	65
National Invitation Tournament					
A	3/17	New Mexico.....	L	71	83

^AOklahoma City, Okla.

Season Notes: Despite fielding the shortest team in Division I in 2008-09, Nebraska finished with its first .500 record in Big 12 play in 10 years, and only the third time in the Big 12 era...with 18 regular-season wins, the Huskers earned their second straight NIT berth and 22nd postseason berth in school history...coach Doc Sadler set the Nebraska record for most wins in his first three years

in Lincoln, posting 55 over three seasons...senior guard Ade Dagunduro was a third-team All-Big 12 selection by the coaches and media, and was selected to the coaches All-Defense Team...the Huskers continued a streak with at least one win over a ranked opponent for the ninth straight season, defeating No. 16 Texas, 58-55, at home.

2009-10

Overall Record: 15-18
 Conference: 2-14 in Big 12 (12th)
 Home: 12-6 (2-6) Away: 3-12 (0-8)
 Coach: Doc Sadler

H	11/14	USC Upstate.....	W	76	49
A	11/18	Saint Louis.....	L	55	69
H	11/21	TCU.....	W	90	77
H	11/24	UMKC.....	W	70	48
A	11/29	USC.....	W	51	48
H	12/2	Texas-Pan American.....	W	81	53
A	12/6	Creighton.....	L	61	67
H	12/10	Chicago State@.....	W	74	39
H	12/12	Oregon State.....	W	50	44
H	12/19	Jackson State@.....	W	57	41
N	12/22	Tulsa\$.....	W	74	70
N	12/23	BYU\$.....	L	66	88
H	12/29	Southern Utah.....	W	94	61
H	1/2	Maryland Eastern Shore...W	74	60	
H	1/5	Southeastern Louisiana...W	77	59	
A	1/9	Texas A&M.....	L	53	64
H	1/13	Kansas (3).....	L	72	84
H	1/16	Iowa State.....	L	53	56
A	1/23	Missouri.....	L	53	70
A	1/27	Colorado.....	L	60	72
H	1/30	Oklahoma.....	W	63	46
H	2/2	Kansas State (10).....	L	57	76
A	2/6	Kansas (1).....	L	64	75
H	2/10	Baylor (24).....	L	53	55
A	2/2	Texas (14).....	L	51	91
A	2/17	Kansas State (7).....	L	87	91
H	2/20	Missouri.....	L	59	74
A	2/24	Iowa State.....	L	74	78
H	2/27	Texas Tech (2ot).....	W	83	79
H	3/2	Colorado.....	L	68	81
A	3/6	Oklahoma State.....	L	55	74
Phillips 66 Big 12 Tournament ^A					
N	3/10	Missouri.....	W	75	60
N	3/11	Texas A&M (23).....	L	64	70

^ALas Vegas Classic, campus sites

\$Las Vegas Classic, Las Vegas, Nev.; ^AKansas City, Mo. Season Notes: Nebraska finished 2-14 in conference play, the Huskers' most league losses in school history... despite the league record, NU became just the second No. 12 seed to win a game at the Big 12 Championship... NU played seven games against ranked squads, including a school-record five straight games against top-25 teams... the Huskers set the school record for 3-point percentage, hitting 39.7 percent to rank 15th nationally... senior Ryan Anderson led the Big 12 Conference in 3-point percentage and finished his career as just the third Husker ever with at least 1,000 points, 500 rebounds and 150 3-pointers...center Jorge Brian Diaz set the NU freshman record for blocked shots with 41 on the season, and was the only freshman ranked in the top 15 in the conference.

2010-11

Overall Record: 19-13
 Conference: 7-9 in Big 12 (t-7th)
 Home: 17-2 (6-2) Away: 2-11 (1-7)
 Coach: Doc Sadler

H	11/12	South Dakota.....	W	76	68
H	11/15	Arkansas-Pine Bluff.....	W	83	40
Honda Puerto Rico Tip-Off @					
N	11/18	Vanderbilt @.....	L	49	59
N	11/19	Davidson @.....	L	67	70
N	11/21	Hofstra @.....	W	62	47
H	11/27	USC.....	W	60	58
H	12/1	Jackson State.....	W	76	57
H	12/5	Creighton.....	W	59	54
H	12/8	Alcorn State.....	W	78	57
H	12/11	TCU.....	W	70	56
H	12/18	Eastern Washington.....	W	72	42
H	12/21	Grambling.....	W	79	39
H	1/3	North Dakota.....	W	77	46
H	1/5	Savannah State.....	W	68	48
H	1/8	Iowa State.....	W	63	62
A	1/12	Missouri (15).....	L	69	77
A	1/15	Kansas (3).....	L	60	63
H	1/18	Colorado.....	W	79	67
A	1/22	Texas Tech.....	L	71	72
H	1/29	Texas A&M (13).....	W	57	48
A	2/2	Kansas State.....	L	53	69
H	2/5	Kansas (2).....	L	66	86
A	2/9	Baylor.....	L	70	74
H	2/12	Oklahoma State.....	W	65	54
A	2/16	Oklahoma.....	W	59	58

H	2/19	Texas (3).....	W	70	67
H	2/23	Kansas State.....	L	57	61
A	2/26	Iowa State (ot).....	L	82	83
H	3/1	Missouri (22).....	W	69	58
A	3/5	Colorado.....	L	57	67
Phillips 66 Big 12 Tournament ^A					
N	3/9	Oklahoma State.....	L	52	53
National Invitation Tournament					
A	3/16	Wichita State.....	L	49	76

^ASan Juan, P.R. ^AKansas City, Mo. Season Notes: Nebraska reached the postseason for the third time in four years, winning 19 games and reaching the NIT, the school's 23rd postseason appearance in school history...Nebraska enjoyed an 11-game win streak, the program's longest win streak since 1991...senior point guard Lance Jeter earned third-team All-Big 12 honors and became just the third player in Big 12 history to average 10 points, five rebounds and five assists in conference play...Nebraska went 3-3 against ranked teams, as the Huskers' upset of No. 3 Texas was the highest ranked opponent Nebraska has knocked off since 1994. Nebraska's game with North Dakota was moved from Jan. 2 to Jan. 3 because of travel conditions.

2011-12

Overall Record: 12-18
 Conference: 4-14 in Big Ten (t-11th)
 Home: 9-8 (3-6) Away: 2-11 (1-8)
 Coach: Doc Sadler

H	11/11	South Dakota.....	W	65	48
A	11/14	USC (2ot).....	W	64	61
H	11/20	Rhode Island.....	W	83	63
H	11/23	Oregon.....	L	76	83
H	11/26	South Dakota State.....	W	76	64
H	11/30	Wake Forest.....	L	53	55
A	12/04	Creighton.....	L	66	76
H	12/07	Florida Gulf Coast.....	W	51	50
A	12/10	TCU.....	W	69	57
H	12/17	Alcorn State.....	W	60	46
H	12/20	Central Michigan.....	W	72	69
H	12/27	Wisconsin (11).....	L	40	64
H	12/31	Michigan State (16).....	L	55	68
A	1/3	Ohio State (6).....	L	40	71
A	1/7	Illinois.....	L	54	59
H	1/11	Penn State.....	W	70	58
A	1/15	Wisconsin.....	L	45	50
H	1/18	Indiana (11).....	W	70	69
H	1/21	Ohio State (6).....	L	45	79



Brandon Ubel was a two-year starter for the Huskers and averaged 11.5 points and 6.7 rebounds per game as a senior. He is currently playing overseas in Belgium.

ALL-TIME RESULTS

A	1/26	Iowa.....	W	79	73
A	2/2	Northwestern.....	L	74	84
H	2/5	Minnesota.....	L	61	69
H	2/8	Michigan (22).....	L	46	62
A	2/11	Penn State.....	L	51	67
H	2/18	Illinois.....	W	80	57
A	2/22	Purdue.....	L	65	83
A	2/25	Michigan State (6).....	L	34	62
H	2/29	Iowa.....	L	53	62
A	3/3	Minnesota.....	L	69	81

Big Ten Tournament*					
N	3/8	Purdue.....	L	61	79

*Indianapolis, Ind.

Season Notes: Nebraska finished its first season in the Big Ten with a 4-14 conference record to tie for 11th... Nebraska's 14 conference losses tied a program high, although it was the first time in school history that Nebraska played 18 conference games... NU played seven games against ranked teams in 2012, including a win over No. 12 Indiana... team set a school record for free throw percentage and ranked seventh nationally at 76.7 percent, breaking the previous mark of 76.5 percent in 1967-68... Bo Spencer's 15.4 points per game was the most by a Husker guard since the 2004-05 season... Nebraska overcame three double-figure deficits, including a 13-point second-half comeback against Indiana... Nebraska's 34-point home loss to Ohio State was the worst home loss in program history... The 2011-12 season was the final season for Doc Sadler, who compiled a 101-89 record in six seasons, guiding Nebraska to three postseason appearances.

2012-13

Overall Record:	15-18				
Conference:	5-13 in Big Ten (10th)				
Home:	11-7 (4-5) Away: 4-11 (1-8)				
Coach:	Tim Miles				
H	11/11	Southern.....	W	66	55
Joe Cipriano Nebraska Classic*					
H	11/15	Valparaiso.....	W	50	48
H	11/18	UNO.....	W	75	62
H	11/21	Tulane.....	L	61	57
H	11/24	Kent State.....	W	60	74
A	11/27	Wake Forest.....	W	79	63
H	12/3	USC.....	W	63	51
H	12/6	Creighton (16).....	L	62	64
A	12/15	Oregon.....	L	38	60
H	12/18	Jacksonville State.....	W	59	55

WestStar Bank Don Haskins Sun Bowl Invitational*					
N	12/22	Central Michigan^.....	W	89	75
A	12/23	UTEP^.....	L	52	68
H	12/29	Nicholls State.....	W	68	59
A	1/2	Ohio State (8).....	L	44	70
H	1/6	Wisconsin.....	L	41	47
A	1/9	Michigan (2).....	L	47	62
A	1/13	Michigan State (22).....	L	56	66
H	1/16	Purdue.....	L	56	65
A	1/19	Penn State.....	W	68	64
H	1/22	Illinois.....	L	51	71
H	1/26	Northwestern.....	W	64	49
A	1/29	Minnesota (23).....	L	65	84
H	2/2	Ohio State (11).....	L	56	63
H	2/9	Penn State.....	W	67	53
A	2/13	Indiana (1).....	L	47	76
H	2/16	Michigan State (8).....	L	64	73
H	2/23	Iowa.....	W	64	60
A	2/26	Wisconsin (17).....	L	46	77
A	3/2	Illinois.....	L	65	72
H	3/6	Minnesota.....	W	53	51
A	3/9	Iowa.....	L	60	74

Big Ten Tournament!					
N	3/14	Purdue!.....	W	57	55
N	3/15	Ohio State! (10).....	L	51	70

*-Lincoln, Neb.; ^-El Paso, Texas; !-Chicago, Ill.

Season Notes: Tim Miles became the 27th head coach in program history on March 24, 2013... Miles became the first Husker coach to win his road debut since the 1919-20 season when the Huskers defeated Wake Forest in the ACC/Big Ten Challenge... 10 of the Huskers' 18 losses came against ranked teams, as the 10 ranked opponents tied the most in a single-season in school history (also 1994-95 and 1991-92)... Nebraska went 11-7 in the final year of the Devaney Center, finishing with an all-time record of 447-151 (.751) in the 37 years at the Devaney Center... Dylan Talley earned honorable-mention All-Big Ten honors, leading the Huskers in both scoring (13.7 ppg) and assists (2.5 apg) and becoming the first Husker to win a season-ending award in the Big Ten era... Nebraska won its first-ever Big Ten Tournament game with a 57-55 win over Purdue at the United Center in Chicago.

2013-14

Overall Record:	19-13				
Conference:	11-7 in Big Ten (4th)				
Home:	15-1 (8-1) Away: 3-12 (3-6)				
Coach:	Tim Miles				
H	11/8	Florida Gulf Coast.....	W	79	55
H	11/12	Western Illinois.....	W	62	47
H	11/17	South Carolina State.....	W	83	57
at Charleston Classic@					
N	11/21	UMass@.....	L	90	96
N	11/22	UAB@.....	L	74	87
N	11/24	Georgia@.....	W	73	65
H	11/30	Northern Illinois.....	W	63	58
H	12/4	Miami.....	W	60	49
A	12/8	at Creighton.....	L	67	82
H	12/14	Arkansas State.....	W	79	66
H	12/21	The Citadel.....	W	77	62
A	12/28	at Cincinnati.....	L	59	74
A	12/31	Iowa (22).....	L	57	67
A	1/4	Ohio State (3).....	L	53	84
H	1/9	Michigan.....	L	70	71
A	1/12	at Purdue.....	L	64	70
H	1/20	Ohio State (18).....	W	68	62
A	1/23	at Penn State.....	L	54	58
H	1/26	Minnesota.....	W	82	78
H	1/30	Indiana.....	W	60	55
A	2/5	Michigan (10).....	L	50	79
A	2/8	Northwestern.....	W	53	49
H	2/12	Illinois.....	W	67	58
A	2/16	Michigan State (9).....	W	60	51
H	2/20	Penn State.....	W	80	67
H	2/23	Purdue.....	W	76	57
A	2/26	Illinois.....	L	49	60
H	3/1	Northwestern.....	W	54	47
A	3/5	Indiana.....	W	70	60
H	3/9	Wisconsin (9).....	W	77	68

at BIG Tournament!					
N	3/14	Ohio State! (24).....	L	67	71

at NCAA Tournament*

N 3/21 Baylor* (23)..... L 60 74

@-Charleston, S.C.; !-Indianapolis, Ind.;

*-San Antonio, Texas

Season Notes: Nebraska reached the NCAA Tournament for the first time since 1998... Tim Miles was named Big Ten Coach of the Year and also won the Jim Phelan Award for national coach of the year... Nebraska went 11-7 in the Big Ten to finish fourth, its best conference finish since 1998-99... Nebraska opened Pinnacle Bank Arena and went 15-1 at home in the facility, the

program's best home record since going 17-1 in 1982-83... Nebraska had two wins over top-10 teams, including a road win at No. 9 Michigan State, the first top-10 road win since 1997... Sophomore guard Terran Petteway earned unanimous All-Big Ten honors... Petteway led the Big Ten in scoring at 18.1 ppg, becoming the first Husker in over 60 years to lead the conference in scoring... He also averaged a conference-best 18.6 ppg in Big Ten play, becoming the first Husker since Andre Smith in 1980-81 to lead in conference play... Sophomore Shavon Shields joined Petteway on the All-Big Ten team, earning honorable-mention accolades.

2014-15

Overall Record:	13-18				
Conference:	5-13 in Big Ten (12th)				
Home:	10-6 (5-4) Away: 3-12 (0-9)				
Coach:	Tim Miles				
H	11/16	21/Northern Kentucky ...	W	80	61
H	11/18	21/Central Arkansas.....	W	82	56
A	11/22	21/Rhode Island (OT)	L	62	66
H	11/25	Omaha.....	W	80	67
H	11/28	Tennessee-Martin.....	W	75	64
A	12/1	Florida State.....	W	70	65
H	12/7	Creighton.....	L	55	65
H	12/10	Incarnate Word.....	L	73	74
H	12/13	Cincinnati (20T).....	W	56	55

at Hawaiian Airlines Diamond Head Classic^

A	12/22	Hawaii ^.....	L	58	66
N	12/23	LMU (OT) ^.....	W	50	42
N	12/25	Ohio ^.....	W	71	58
H	12/31	Indiana.....	L	65	70
A	1/5	Iowa.....	L	59	70
H	1/8	Rutgers.....	W	65	49
H	1/11	Illinois.....	W	53	43
A	1/15	Wisconsin (7).....	L	55	70
H	1/20	Minnesota.....	W	52	49
H	1/24	Michigan.....	W	79	77
A	1/27	Michigan.....	L	44	58
A	1/31	Minnesota.....	L	42	60
H	2/3	Northwestern.....	W	76	60
A	2/7	Penn State.....	L	43	56
H	2/10	Wisconsin (5).....	L	55	65
A	2/15	Purdue.....	L	54	66
A	2/19	Maryland (16).....	L	65	69
H	2/22	Iowa.....	L	46	74
A	2/26	Ohio State.....	L	57	81
A	3/4	Illinois.....	L	57	69
H	3/8	Maryland (10).....	L	61	64

at BIG Tournament!

N	3/11	Penn State !.....	L	65	68
---	------	-------------------	---	----	----

^Honolulu, Hawaii; !-Indianapolis, Ind.

Season Notes: Nebraska's national rankings during the first two polls of the season were the first since the 1994-95 season... Nebraska set a school record by averaging 15,569 fans per game, ranking 10th nationally in attendance... Terran Petteway and Shavon Shields both went over 1,000 points at Nebraska, marking the first time since the 1998-99 season that two Huskers went over 1,000 points in the same season... Petteway earned third-team All-Big Ten honors by both the coaches and media... Shavon Shields became the first Husker basketball player to be named first-team Academic All-American.



Tim Miles talks with Shon Morris of BTN following the Huskers 77-68 win over No. 9 Wisconsin on March 9, 2014. The win capped a 15-1 home mark for the Huskers in Pinnacle Bank Arena's first season.

MEDIA INFORMATION



ATHLETICS DEPARTMENT DIRECTORY

UNIVERSITY OF NEBRASKA

The University of Nebraska-Lincoln does not discriminate based on gender, age, disability, race, color, religion, marital status, veteran's status, national or ethnic origin or sexual orientation.

ATHLETICS DEPARTMENT MISSION

The mission of the University of Nebraska Athletics Department is to serve our student-athletes, coaches, staff and fans by: Displaying Integrity in every decision and action; Building and maintaining Trust with others; Giving Respect to each person we encounter; Pursuing unity of purpose through Teamwork; Maintaining Loyalty to student-athletes, co-workers, fans and the University of Nebraska.

FACILITY USE RESTRICTIONS

The University of Nebraska-Lincoln has an interest in protecting its facilities, property and reputation associated with its intercollegiate sports. Therefore, no person shall be permitted to access or use the arenas, facilities and other University of Nebraska intercollegiate athletic venues without first securing the permission of the Director of Athletics or his/her designee. The only exception is an individual who records an image (e.g. photograph, videotape) for his/her non-commercial personal use. In no case shall any person be permitted to use these venues for the purposes of promoting the sale or manufacture of alcohol or tobacco or the promotion of any venture associated directly or indirectly with legal or illegal gaming or gambling.

ATHLETICS DEPARTMENT FACTS

Location (Population)	Lincoln, Neb. (272,996)
Founded (Enrollment)	1869 (25,260)
Chancellor	Harvey Perlman, J.D.
Director of Athletics	Shawn Eichorst
Institutional Representative	Josephine Potuto, J.D.
Athletic Department Phone.....	(402) 472-4224
Ticket Office.....	(402) 472-3111 or (800) 8-BIGRED
Nickname.....	Cornhuskers, Huskers
Colors	Scarlet and Cream
Conference	Big Ten
NCAA Appearances (last).....	7 (2014)
NIT Appearances (last)	17 (2011)
Arena (Opened)/Capacity.....	Pinnacle Bank Arena (2013)/14,920

ATHLETICS ADMINISTRATION

Director of Athletics	Shawn Eichorst
Executive Associate A.D./Development, Ticket & Events	Marc Boehm
Executive Associate A.D./CFO/Business Office.....	John Jentz
Executive Associate A.D./Academics	Dennis Leblanc
Executive Associate A.D./SWA/Administration.....	Pat Logsdon
Executive Associate A.D./ Performance & Strategic Research.....	Steve Waterfield
Senior Associate A.D./Facilities & Capital Planning	Bob Burton
Senior Associate A.D./Marketing and Communications.....	David Wittey
Senior Associate A.D./Compliance	Jamie Vaughn
Senior Associate A.D./Life Skills & N Club.....	Keith Zimmer
Associate A.D./Community, Governmental & Charitable Relations	Chris Anderson
Associate A.D./Development & Ticket Operations.....	Diane Mendenhall

ACADEMIC PROGRAMS AND STUDENT SERVICES

Associate Directors of Academic Programs	Katie Jewell, Kim Schellpeper
Coordinator of Student-Athlete Development	Alvin Banks
Academic Counselors	Caleb Hawley, Sheri Hastings, Mike Nieman
Learning Specialists	Andrea Einspahr, Denise Howell, Joann Ross

COMMUNICATIONS

Assistant A.D./Communications	Keith Mann
Director of Communications Operations.....	Jeff Griesch
Associate Director	Shamus McKnight (MBB)
Assistant Directors.....	Jeremy Foote, Matt Smith, Nate Pohlen
Communications Intern.....	Connor Stange
Director of Photography	Scott Bruhn
Administrative Support Associate	Vicki Capazo

DIGITAL COMMUNICATIONS

Assistant A.D./Digital Communications	(402) 472-0342
Assistant Director of Digital Communications	Kelly Mosier
Digital Media Content Producer	Andy Wenstrand
Digital Media Content Assistant	Ridge Barber
.....	Kyle Benzon

DEVELOPMENT

Chief Development Officer	(402) 472-2367
Fundraising Officers.....	Alex Kringen
.....	Mike Dobbs, Jack Pierce, Ashley Vaughn
Director of Annual Giving	Derek Freeman
Premium Seating & Events Coordinator	Lindsey Freeman
Assistant Director of Development & Ticketing Relations	Andrew Greer
Coordinator	Sarah Hannon

HUSKERVISION

Assistant A.D./HuskerVision	(402) 472-4645
Executive Director of Video Production	Shot Kleen
Video Services Coordinator	Kirk Hartman
Video Production Coordinator	Mike Hodges
Video Production Specialists	Amanda Holzwarth
.....	Tyler Bassinger (MBB), Kevin Raguse
Game Presentation Specialist.....	Chris Pankonin
Broadcast Engineer.....	Scott Guthrie

MARKETING AND FAN EXPERIENCE

Assistant A.D./Marketing & Fan Experience	(402) 472-0775
Assistant Directors of Marketing & Fan Experience	Jason Rathe
.....	Torrey Ball, Matt Tomjack

MEDICINE

Associate A.D./Athletic Medicine	(402) 472-2276
Associate Director of Athletic Medicine/Head Athletic Trainer	Lonnie Albers, M.D.
Men's Basketball Athletic Trainer	Jerry Weber
Head Football Athletic Trainer	R.J. Pietig
Assistant Athletic Trainers	Mark Mayer
.....	Brandon Armstrong, Brad Brown, Tom Dufresne,
.....	Jolene Emricson, Drew Hamblin, Marcia Kennedy, Lisa Loewenstein,
.....	Jeff Rudy, Julie Tuttle, Tyler Weeda
Chief of Staff/Orthopaedic Surgeon	Dr. Robert Dugas
Orthopaedists.....	Dr. Justin Harris, Dr. David Clare
Director of Sports Psychology.....	Todd Stull
Athletic Psychologist.....	Brett Haskell
Director of Sports Nutrition.....	Lindsey Remmers
Assistant Directors of Sports Nutrition.....	Tommy Jensen, Lynn Zhang

STRENGTH AND CONDITIONING

Assistant A.D./Strength & Conditioning	(402) 472-3333
Director of Strength & Conditioning Performance Research.....	Boyd Epley
Men's Basketball Strength Coach	Mike Arthur
Women's Basketball Strength Coach	Tim Wilson
Head Football Strength Coach.....	Rusty Ruffcorn
Assistant Strength Coaches	Mark Philipp
.....	Tim Rabas, Jamie Belt, Andrew Ervin, Lauren Harris
.....	Willie Jones, Jon Pfeifer, Brian Kmita, Lucas Novotny

TICKETING

Assistant A.D./Ticketing.....	(402) 472-3111; 1-800-8-BIGRED
Ticket Operations Director	Holly Adam
Assistant Ticket Managers	Kristi Reetz
.....	Tyson Billings, Whitney Cave, Angela Christ-Zemunski,
.....	Brittany Gruntorad, Karen Williamson Conway

SUPPORT STAFF

Associate A.D./Facilities and Events	Butch Hug
Associate A.D./Facilities	Eric Haynes
Associate A.D./Capital Planning and Construction	John Ingram
Director of Business Operations.....	Jan Brown
Director of Planning and Reporting	Kevin Herbel
Director of Business Enterprises.....	Jami Hagedorn
Director of Human Resources	Daisymae Brayton
Director of Information Technology	Dan Floyd
Director of Athletic Events.....	Matt Davidson
Director of Licensing & Branding.....	Lonna Kliment
Director of Sports Analytics/Data Analysis	Tucker Zeleny

MEDIA INFORMATION AND POLICIES

The 2015-16 Nebraska media guide is designed to assist the media in its coverage of the Nebraska Cornhusker men's basketball program. Additional information, including releases, photographs and video may be obtained by contacting the Communications Office at (402) 472-2263, or in many cases can be found on Huskers.com.

Please take a moment to review the following policies and services, which are intended to assist media members in their coverage of Nebraska basketball this season.

MEDIA CREDENTIALS

All requests for press, broadcast, photo and parking credentials for Nebraska basketball home games should be directed to Vicki Capazo (vcapazo@huskers.com), One Memorial Stadium, P.O. Box 880123, Lincoln, NE, 68588-0123. Credential requests can also be sent via e-mail to Associate Communications Director Shamus McKnight (smcknight@huskers.com) at least one week before the game.

As a general rule, working space is allocated on the following basis:

- 1) Writers covering for same or next day publication;
- 2) Radio personnel for broadcast originations;
- 3) Sports editors of Nebraska daily newspapers;
- 4) Official school student daily newspaper, one seat only;
- 5) Approved special coverage as space allows;
- 6) Press and TV working photographers;

Visiting freelance and amateur photographers are not eligible for media credentials, except by approval of the Nebraska Communications Office. Generally, weekly newspaper representatives, Internet news services and non-originating radio representatives cannot be accommodated because of space limitations. Internet writers for sites affiliated with established, nationally recognized media outlets will be considered on a game-by-game basis as space allows. Credentials will not be granted for writers or photographers for Internet sites that are not affiliated with an accredited news organization.

MEDIA WILL CALL/MEDIA PARKING

Media passes that are not mailed may be picked up at the Will-Call window, located near the main ticket office at Pinnacle Bank Arena. The main ticket office is located on the south end of Pinnacle Bank Arena. The will-call window opens 90 minutes before tipoff and photo identification is required for pickup of credentials or tickets.

For the 2015-16 season, media parking is located in Lot 24, which is located on 9th Street between R and S streets. Media should enter the lot from S Street and the media lot is located about two blocks from the main entrance of Pinnacle Bank Arena. Parking is available on a first-come, first-served basis.

COACH MILES INTERVIEW TIME

Coach Miles will hold press availability with the local media prior to each game, either at the Hendricks Training Complex or at Pinnacle Bank Arena. Typically one or two players will be available at that time, depending on class schedules. Additional player interviews can be conducted after practice. All interviews with Coach Miles must be scheduled through the Communications Office. Contact the Media Relations Office for a daily schedule.

Out-of-town media are encouraged to participate in the Big Ten teleconference. The teleconferences begin on Monday, Jan. 4, and continue throughout the season at 9 a.m. (CT). Contact the Big Ten Conference communications office at (847) 696-1010 for more information on how to join the conference call.

POSTGAME INTERVIEWS

Nebraska's locker room is closed to the media at home and on the road. For home games, Nebraska's postgame news conference will be held following a brief cooling off period in the interview room (C-145) off the northeast corner of the court. The opposing team is housed in the visitor's locker room, located off the northwest corner of the playing floor and

will be available following the cooling off period. The visiting coach will also be brought to the postgame interview room. Make requests for opposing players and coaches through the visiting SID. To access the media work room and postgame interview room, take the elevator from the main concourse behind Section 103.

On the road, Coach Miles and select players will be available upon request after the cooling off period. Check with Associate Communications Director Shamus McKnight regarding where player interviews will take place.

PLAYER INTERVIEWS

All media requests for interviews with Nebraska basketball players should be directed to Associate Communications Director Shamus McKnight [office phone: (402) 472-7772, cell phone: (402) 540-0268] at least one day in advance. The best time for in-season interviews is after practices, depending on class schedules. Players will not be available on game days.

Selected practices will be open to the media during the season with seating on the balcony overlooking the practice court at the Hendricks Training Complex or at Pinnacle Bank Arena. Contact the Communications Office for practice availability.

PRESS SEATING

Press row for writers and non-originating radio networks is located in Section 121 (northwest corner), just below the main concourse. The visiting radio network is located across from the scorer's table, along with the Husker Sports Network spot and live television tables. The camera deck is located above Sections 116 and 117. Television crews broadcasting live may shoot from either floor level (northeast or southwest baselines) or the camera deck, but they may not occupy space in the upper-level video area.

MEDIA WORK ROOM

A media work room (C-151) is available on the east side of Pinnacle Bank Arena, a short walk from the Interview room. Media can use the room prior to, during and after the game to write and send stories. Wireless Internet is available in the room, while media entities needing ethernet lines to transmit photography and video should contact Jason Matthews, Technology Manager at Pinnacle Bank Arena, by phone at (402) 904-5660 or by email at jmatthews@smglincoln.com at least three days in advance.

PHOTOGRAPHY/VIDEO BOXES

Photography and video boxes are located along both baselines in front of the courtside seating area. Spots will be assigned on a game-by-game basis, and those boxes are the only place photographers can shoot from. Once the team enters the court for pregame warmups, photographers should not be on the court at any time.

WIRELESS INTERNET

Pinnacle Bank Arena has a secured media wireless network for working media. Instructions will be available on how to access the network in the media work room and on press row. A member of NU's computing services staff will be on hand to assist media needing access.

MEDIA SERVICES

Notes, flipcards and media guides will be provided before each game. Final statistics, play-by-play sheets and quotes from each locker room will be distributed via email following the game and will be available on Huskers.com. A light pregame meal will be served in the media work room (C-151) approximately 60 minutes before tipoff.

RADIO/TELEVISION BROADCAST SPACE

Requests for live radio and television broadcast space should be made to Associate Communications Director Shamus McKnight at smcknight@huskers.com. If statisticians are needed, contact Shamus McKnight at least three days in advance.

COMMUNICATIONS STAFF



Keith Mann
Assistant A.D./
Communications
Director



Shamus McKnight
Associate Communications
Director/
Men's Basketball



Jeff Griesch
Communications
Director of Operations



Jeremy Foote
Assistant
Communications
Director



Matt Smith
Assistant
Communications
Director



Nate Pohlen
Assistant
Communications
Director



Vicki Capazo
Administrative
Support Associate



Scott Bruhn
Director of
Photography



Connor Stange
Communications
Intern

MEDIA INFORMATION AND POLICIES



RADIO BROADCAST RIGHTS

The University of Nebraska-Lincoln and IMG World own exclusive radio broadcast rights to all of the University's men's basketball games. Other than the Husker Sports Network and the University of Nebraska student radio station (KRNU), the only radio stations or networks allowed to broadcast Nebraska games from Pinnacle Bank Arena are those that have rights to broadcast games played by the opposing team.

All radio stations and networks broadcasting from the Pinnacle Bank Arena must receive prior permission from the University. Any representative of a radio station or network that has not purchased such rights shall not air live game action or description of any game while it is in progress, nor shall such representatives air tape-recorded or live commentary of Nebraska coaches or players from the premises for one hour before or 20 minutes after a game.

Only stations that have purchased broadcast rights may install telephone lines on press row, or use telephone lines on press row for reporting on games. By accepting media credentials, representatives of stations and networks that have not purchased broadcast rights signify their agreement to all stipulations.

BROADCAST TELEPHONE LINES

The Husker Sports Network installs telephone lines for visiting official broadcasts and charges a fee for the use of those lines for non-conference games. Big Ten official stations receive the use of the lines free of charge as part of a cooperative. Those interested in using the lines should contact Mike Elliott of Husker Sports Network at (402) 332-4000.

Official visiting radio stations are welcome to have their own telephone lines installed at the visiting radio position and may do so by contacting Jason Matthews, Technology Manager at Pinnacle Bank Arena, by phone at (402) 904-5660 or jmathews@smglincoln.com. Visiting teams should contact Associate Media Relations Director Shamus McKnight before the game to find out where the broadcast position is located.

PRO SCOUTING PASSES

Per Big Ten Conference rules, the University of Nebraska provides press box access to scouts of professional basketball teams based on availability. If no space is available in the press box, scouts may arrange through the Communications Office (402) 472-2263 to purchase tickets for Nebraska home games.

PINNACLE BANK ARENA DIRECTIONS

Pinnacle Bank Arena is located at the Northwest end of the Haymarket District in downtown Lincoln. Due to construction around Pinnacle Bank Arena and the West Haymarket Development Project, please check Huskers.com for the most up-to-date traffic information. The address for Pinnacle Bank Arena is 400 Pinnacle Arena Drive.

From Lincoln Municipal Airport: Turn right on Northwest 12th Street as you drive out of the airport. Northwest 12th Street becomes Cornhusker Highway, which intersects with I-180. Turn south (right) onto I-180 until it becomes 9th Street. Turn right onto R Street. Pinnacle Bank Arena is north of R Street at the intersection of R Street and Canopy Street.

From Omaha's Eppley Airfield: Follow the signs to downtown Omaha and I-480. Take I-480 West to I-80, then take I-80 West approximately 60 miles to I-180. Turn south (right) onto I-180 until it becomes 9th Street. Turn right onto R Street. Pinnacle Bank Arena is north of R Street at the intersection of R Street and Canopy Street.

TELEVISION, RADIO, INTERNET BROADCAST RIGHTS AND RESTRICTIONS

Nebraska, its opponent and the respective conference designate the broadcast rights for all games. No pregame coverage shall be permitted for two hours before the game without the express permission of the University of Nebraska, the Big Ten Conference and the broadcast

rights holder. Live postgame interviews may not be aired while the television rights holder is still on the air.

Per the Big Ten Conference, a maximum of two minutes (2:00) of game video footage (without audio) may be utilized during the seven days following the conclusion of the game solely within regularly scheduled bona fide news programming distributed via television, and may not be distributed via the internet, wireless or other forms of media. In addition, live in-game streaming of the contests on social media is prohibited.

Any secondary use of any picture, photograph, audio description, video, film/tape, drawing or other description of a game taken or made by the accredited organization or individual to whom a credential has been issued (including, but not limited to use in delayed editorial or non-editorial advertising, sales promotion or merchandising) is prohibited without prior specific written approval of the Big Ten Conference. Nothing in these terms and conditions authorizes or allows bearer to violate any of the trademarks, copyright and other proprietary rights of the Big Ten Conference.

This restriction also includes highlights of games while in progress (live or recorded). Use of video highlights in any other manner or any media distribution platform without the advanced written permission of the Big Ten Conference is expressly prohibited. Any agency wishing to use film or video in any other manner must obtain written permission from the Big Ten Conference.

Local television stations may not originate a pre- or post-game show from inside Pinnacle Bank Arena.

Any blogs, tweets, live chats, social media posts, etc. from the game site should not serve as a substitute for, or approximate, play-by-play accounts of a game in any medium.

Non-originating radio stations or internet sites may not provide play-by-play coverage, live or delayed, but may provide short news updates provided such news update is one minute or less occurring no more than once per hour. No pregame coverage from inside the arena shall be permitted for two hours before the game without the express permission of the University of Nebraska and the broadcast rights holder.

COMMUNICATIONS OFFICE

The University of Nebraska Communications Office is located on the third floor of the Osborne Athletic Complex, which is at the north end of Memorial Stadium. The building address is One Memorial Stadium, Lincoln, NE 68588-0123, and is located less than one mile away from Pinnacle Bank Arena.

BIG TEN TELECONFERENCE

The Big Ten Conference men's basketball coaches will participate in a pair of weekly media-only teleconference during the 2015-16 season. The calls are set for Monday, Jan. 4, and Monday, March 7, to preview the Big Ten Tournament.

The teleconference begins at 9 a.m. Central Time. Contact the Big Ten Communications Office at (847) 696-1010 for the call in and replay phone numbers as well as the weekly passcode. The calls will also be available for play back roughly two hours after each teleconference through Wednesday of the week and also on Bigten.org.

- 9:00 a.m. – Tom Crean, Indiana
- 9:08 a.m. – Fran McCaffery, Iowa
- 9:16 a.m. – John Groce, Illinois
- 9:24 a.m. – Chris Collins, Northwestern
- 9:32 a.m. – Mark Turgeon, Maryland
- 9:40 a.m. – Matt Painter, Purdue
- 9:48 a.m. – Patrick Chambers, Penn State
- 9:56 a.m. – Tom Izzo, Michigan State
- 10:04 a.m. – Eddie Jordan, Rutgers
- 10:12 a.m. – Bo Ryan, Wisconsin
- 10:20 a.m. – John Beilein, Michigan
- 10:28 a.m. – Thad Matta, Ohio State
- 10:36 a.m. – Richard Pitino, Minnesota
- 10:44 a.m. – Tim Miles, Nebraska

NCAA COMPLIANCE INFORMATION

COMMITMENT TO COMPLIANCE

On behalf of the University of Nebraska student-athletes, coaches and Athletics Department staff, I would like to express my appreciation for your continued support of our entire athletics program.

The University of Nebraska is known for its loyal, passionate, and knowledgeable fans. It is this type of fervent support that not only assists Nebraska student-athletes in reaching their full potential on and off the playing field, but also draws the next generation of student-athletes to our campus. However, as a University of Nebraska booster, please remember that you are also required to know and follow NCAA regulations.

Our coaches, student-athletes, and Athletics Department staff members are knowledgeable about NCAA regulations because they receive on-going education. But, to truly attain the excellence the University of Nebraska strives for, we also need our supporters to be educated about these same regulations. In turn, you will be assisting us with protecting the eligibility and well-being of our current and future student-athletes.

Please review the information listed below, which includes some of the most important and frequently asked questions about NCAA regulations for boosters. Since this document cannot address everything you may need to know, I encourage you to contact our office with questions that may arise. Our staff can be reached at (402) 472-2042 or Compliance@Huskers.com.

Thank you and Go Huskers!

Jamie Vaughn, Associate Athletics Director for Compliance

NCAA PRINCIPLES

Institutional Control

It is the responsibility of the University of Nebraska to control its intercollegiate athletic program in compliance with the rules and regulations of the NCAA and the Big Ten Conference.

Responsibility

The University of Nebraska's responsibility for the conduct of its program includes responsibility for the actions of its staff members and for the actions of any other individual, booster or organization engaged in activities promoting the athletic interests of the institution.

Compliance

The University of Nebraska must monitor its program to assure compliance and to identify and report to the NCAA instances in which compliance has not been achieved. An institution found to have violated NCAA rules is subject to disciplinary and corrective actions as determined by the NCAA.

FREQUENTLY ASKED QUESTIONS FROM BOOSTERS

Am I a Booster?

Anyone who engages in the following is a booster for the University of Nebraska:

- Belongs to a University of Nebraska Athletics booster club;
- Makes financial donations to the Athletics Department or a specific Husker team;
- Assists in the recruitment of prospective student-athletes;
- Employs, gives benefits to, or provides services to a student-athlete, a prospective student-athlete or the relatives/friends of either; or
- Promotes the University of Nebraska athletic programs.

What is an "extra benefit"?

An "extra benefit" is any benefit provided to a student-athlete or a student-athlete's relatives or friends that is not authorized by NCAA legislation or available to the general student body. The following list is not exhaustive, but includes examples of "extra benefits" that jeopardize a student-athlete's eligibility:

- Free or discounted: food, merchandise, housing, tickets, repairs, haircuts, tattoos, golf/gym memberships, jewelry, etc;
- Use of a car, boat, or ATV; and
- Gifts, loans, money, or gift cards.

Can I contact prospective student-athletes (recruits) for the Huskers?

No. It is not permissible for boosters to contact recruits. This restriction applies to, but is not limited to, the following forms of contact:

- Face-to-Face Interaction;
- Phone Calls/Skype;
- Email/Text Messages; and
- Facebook, Twitter, and all other forms of social media communication.

Remember to ask before you act. Contact the Athletics Compliance Office by phone at (402) 472-2042.

The compliance fax number is (402) 472-6961 and the office can be reached by email at compliance@huskers.com.

JOIN THE CONVERSATION



HUSKERS.COM

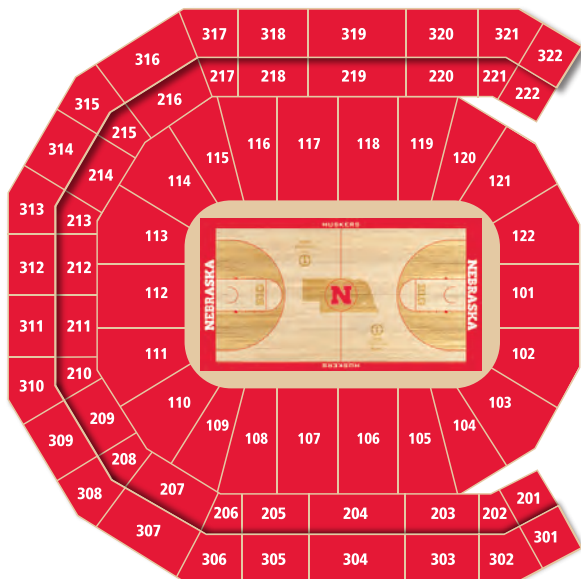
HUSKERS.COM/SOCIAL

PINNACLE BANK ARENA AND PARKING MAP

PINNACLE BANK ARENA PARKING MAP



PINNACLE BANK ARENA SEATING CHART



DIRECTIONS FROM LINCOLN MUNICIPAL AIRPORT

Turn right on Northwest 12th Street as you drive out of the airport. Northwest 12th Street becomes Cornhusker Highway, which intersects with I-180. Turn south (right) onto I-180 until it becomes 9th Street. Turn right onto R Street. Pinnacle Bank Arena is north of R Street at the intersection of R Street and Canopy Street.

DIRECTIONS FROM OMAHA'S EPPLEY AIRPORT

Follow the signs to downtown Omaha and I-480. Take I-480 West to I-80, then take I-80 West approximately 60 miles to I-180. Turn south (right) onto I-180 until it becomes 9th Street. Turn right onto R Street. Pinnacle Bank Arena is north of R Street at the intersection of R Street and Canopy Street.

DOWNTOWN LINCOLN PARKING

In addition to the lots around Pinnacle Bank Arena, several parking garages are located downtown and are available for events at Pinnacle Bank Arena. For locations, use the QR code on the right side of this page or contact City of Lincoln Parking Services at (402) 441-PARK or visit ParkAndGo.org.





Kent Pavelka (left) and Matt Davison are in their ninth season together calling Nebraska basketball games.

The Husker IMG Sports Network will continue the strong tradition of broadcasting excellence in 2015-16, as it brings Husker basketball to fans across the region and the world.

In the state of Nebraska, KXSP AM 590 ESPN (590 AM) and KEZO Z-92 (92.3 FM) will serve as the new Omaha affiliates beginning with the 2015-16 season. KXSP's strong signal reaches a good portion of the Midwest day and night, including parts of Iowa, Minnesota, Missouri and Kansas. KLIN (1400 AM) serves as the Lincoln while KRVN (880 AM) is a powerful central Nebraska affiliate that reaches around the state. In addition the network has several dozen locally based affiliates across Nebraska. All broadcasts are heard live on Huskers.com, the Husker App, the Tuneln Radio App and www.Tuneln.com while SiriusXM Satellite Radio will carry select contests

The Husker IMG Sports Network, in its 21st year of producing and marketing the live broadcasts of University of Nebraska Athletics, extended and expanded its agreement with the University on June 13, 2008. Under the agreement, IMG College's Husker IMG Sports Marketing manages and markets all rights associated with the radio programming, Coaches' TV and radio shows, program sales, in-venue signage, sponsorship inventory, and publication printing rights.

IMG College is the nation's leading collegiate multimedia, marketing and brand management company, representing more than 200 of the nation's top collegiate properties including the NCAA and its 90 championships, NCAA Football, leading conferences, and many of the most prestigious colleges and universities in the country. Headquartered in Winston Salem, N.C., IMG College, which employs more than 700 people in nearly 100 offices throughout the United States, is a division of IMG, a global leader in sports, fashion and media operating in more than 25 countries around the world. IMG's businesses include Events & Media, College, Golf, Tennis, Performance and IMG Academy, Fashion, Models, Clients, Licensing, Joint Ventures, and creative management agency Art + Commerce. In 2014, IMG was acquired by WME, the world's leading entertainment and media agency. Together, the companies offer an unparalleled client roster; strategic partnerships with sponsors and brands; and marquee assets across sports, entertainment, events, music and fashion.

Kent Pavelka returns behind the microphone to handle his 29th overall season calling Husker hoops in 2015-16. Pavelka previously called Nebraska basketball for two long stints between 1974 and 1996 before returning to the Husker basketball play-by-play chair prior to the 2006-07 season. A six-time winner of the Nebraska Sportscaster-of-the-Year Award, Pavelka also handled color analyst duties on NU football broadcasts from 1974 to 1983, and was the play-by-play announcer from 1983 to 1996. Pavelka was honored in January 2009 with the Bud Cuca Special Merit Award given by the Nebraska Basketball Hall of Fame for his contributions to the NU men's basketball program.

Alongside Pavelka as color analyst will be Matt Davison. He returns for his 12th season on the basketball broadcast and also handles duties on the Nebraska football radio broadcasts.

In addition to unmatched game coverage, Sports Nightly airs Monday-Friday evenings for three hours year round across the network. During the basketball season, Sports Nightly features a weekly basketball radio show on Monday evenings with Coach Miles and Husker assistant coaches. Sports Nightly can be heard on a network of over two dozen radio stations across Nebraska, as well as the Husker App, Huskers.com, Tuneln.com, and the Tuneln App.

HUSKER SPORTS NETWORK

Husker Sports Network Offices
201 North 8th Street, Suite #400
Lincoln, NE 68508
Phone: 402-742-8600 Fax: 402-438-7115
E-mail: operations@huskersportsnetwork.com

HSN NETWORK AFFILIATES

Ainsworth	KBRB-AM	1400
Alliance	KCOW-AM	1400
Broken Bow	KBBN-FM	95.3
Chadron	KCSR-AM	610
Columbus	KJSK-AM	900
Cozad	KAMI-AM	1580
Falls City	KTNC-AM	1230
Fremont	KFMT-FM	105.5
Grand Island	KRGI-AM	1430
Hastings	KHAS-AM	1230
Hiawatha, Kan.	KLZA-FM	101.3
Holdrege	KUVR-AM	1380
Imperial	KADL-FM	102.9
Kearney	KGFW-AM	1340
Lexington	KRVN-AM	880
Lincoln	KLIN-AM	1400
McCook	KSWN-FM	93.9
Nebraska City	KNCY-AM	1600
Norfolk	KNEN-FM	94.7
North Platte	KODY-AM	1240
North Platte	KXNP-FM	103.5
Omaha	KXSP-AM	590
Scottsbluff	KNEB-AM	960
Sidney	KSID-AM	1340
Superior	KRFS-AM	1600
Superior	KRFS-FM	103.9
Valentine, NE	KVSH-AM	940
York*	KAWL-AM	1370

*will air only selected games

Fans around the world can listen to Husker athletic events on the Internet at Huskers.com, on the Official Husker App for iOS and Android and on Tuneln Radio. Select games are also available on SiriusXM Radio.



adidas

**REP
HARD
HUSKERS**

N HUSKERS
Authentic
TEAM STORE
NEBRASKA.COM



BANK OF THE WEST NEBRASKA BASKETBALL SHOW

Get an all-access pass inside the Husker basketball program on the Bank of the West Nebraska Basketball Show. Join Head Coach Tim Miles and host Greg Sharpe each week for an in-depth behind-the-scenes look at Nebraska basketball with player features and much more. Check local listings for the channel on your cable or satellite service.



2015-16 NEBRASKA BASKETBALL SHOW STATIONS

Station	Location	Day	Time
KOLN/KGIN	Lincoln/Grand Island	Sunday	10:35 p.m.
KNPL	North Platte	Sunday	10:35 p.m.
KMTV	Omaha	Sunday	11 p.m.
Fox Sports Midwest	Midwest	Monday	1 p.m.

2015-16 NEBRASKA RADIO AND TELEVISION ROSTER




0 | Tai Webster
Jr. | G | 6-4 | 196



1 | Anton Gill
Jr. | G | 6-3 | 191




3 | Andrew White III
Jr. | G | 6-7 | 216



4 | Johnny Trueblood
Fr. | G | 6-4 | 195



5 | Glynn Watson Jr.
Fr. | G | 6-0 | 165



10 | Jack McVeigh
Fr. | G/F | 6-8 | 210




11 | Bakari Evelyn
Fr. | G | 6-2 | 178



12 | Michael Jacobson
Fr. | F | 6-8 | 222



15 | Malcolm Laws
So. | G | 6-1 | 190



23 | Nick Fuller
So. | G/F | 6-7 | 204



24 | Jake Hammond
So. | F | 6-10 | 235



30 | Ed Morrow Jr.
Fr. | F | 6-7 | 225



31 | Shavon Shields
Sr. | G/F | 6-7 | 225



32 | Benny Parker
Sr. | G | 5-9 | 175



Tim Miles
Head Coach



Phil Beckner
Assistant Coach



Kenya Hunter
Assistant Coach



Jim Molinari
Assistant Coach



Teddy Owens
Director of Basketball
Operations



Gregory Eaton
Video Coordinator



Brett Sapp
Administrative Coordinator




Tim Wilson
Strength Coach



R.J. Pietig
Athletic Trainer



Pat Norris
Equipment Manager



Ali Farokhmanesh
Graduate Manager



#ALLOS HUSKERS

THE HUSKER BASKETBALL PROGRAM SPENT NINE DAYS IN SPAIN IN AUGUST, VISITING MADRID, VALENCIA AND BARCELONA. WHILE THE HUSKERS WENT UNDEFEATED IN FOUR GAMES, THE TRIP PROVIDED A ONCE-IN-A-LIFETIME OPPORTUNITY FOR THE HUSKERS TO LEARN MORE ABOUT SPANISH CULTURE AND HISTORY AS WELL AS THEIR TEAMMATES.



JUNIORS

FROM LEFT TO RIGHT:
ANTON GILL, ANDREW WHITE III, TAI WEBSTER

SOPHOMORES

FROM LEFT TO RIGHT:
JAKE HAMMOND, NICK FULLER, MALCOLM LAWS



FRESHMEN

FROM LEFT TO RIGHT:
GLYNN WATSON JR., JOHNNY TRUEBLOOD,
ED MORROW JR., MICHAEL JACOBSON,
JACK MCVEIGH, BAKARI EVELYN